
























SPTC DRAFT SIGN PLAN (2.2 MILES)			
SIGN #	SIGN	NOTES	Cost
1		Stop sign for trail users. Size of sign depends on speed of trail user. (Class 1 trail may need to be larger than natural trail.) Staff to use smallest appropriate sign. To be used with sign # 11 also.	\$49.45 per sign. There are eight signs needed totaling \$395.60
2		Street sign to be used where sign #1 is used to inform trail users what street is in front of them. Suggested to be placed on same post as #1.	Four signs at \$32.45 per sign. Four signs at \$28.85 per sign. Eight signs totaling \$245.20. The different cost in signs is related to the length of the road name.
3		El Dorado Trail - Non Motorized Use Only. Standard "El Dorado Trail" sign. Used where there is access to trail and any other appropriate locations.	\$42.40 per sign. There are eight signs needed totaling \$339.20.
4		Adopt A Trail. Located at each end of a sponsored location on the trail. May be added to additional sites as needed. Recommend using format similar to American River Parkway.	These signs will be purchased by adoptee's.
5		Trail Courtesy. This sign indicates that the trail is multi-purpose and shows who is to yield to whom. Located at trail access locations.	\$10.87 per sign. There are eight signs needed totaling \$86.96.
6		Trail Mileage Markers. Denotes number of miles on the trail from the western county line. Normally located on the lower part of an existing sign post. Minimum every mile. Can be painted on lower portion of existing post, a small 1-2 ft post or on railroad tie.	The cost of these signs are \$27.95. The amount of signs are dependent on distances between signs.
7		Trail Changes Sides of Track. Used when the trail makes a 90 degree turn and crosses the railroad tracks. Most common occurrence at an intersection of Trail and a road.	\$11.87 per sign. There are eight signs needed totaling \$94.96.

8		<p>Trail/Train Interaction. Used whenever trail comes within 10 feet of track centerline, an active rail bed or a joint use bridge. To be used at 18 and 19 also.</p>	<p>\$40.95 per sign. There are sixteen signs needed totaling \$655.20.</p>
9		<p>Road Signs for Autos. To be determined by Department of Transportation (DOT) Dot has multiple configurations. Committee recommendation pictured.</p>	<p>Signs provided by DOT. The sign shop at DOT stated that it would \$300.00 per sign. There are six signs totaling \$1,800.00.</p>
10		<p>This sign, for autos, will be determined by DOT and the CPUC.</p>	<p>Signs provided by DOT. The sign shop at DOT stated that it would \$200.00 per sign. There are six signs totaling \$1,200.00.</p>
11	 W11-15a*	<p>For trail users to denote where trail crosses track. To be used with #1.</p>	<p>\$34.95 per sign. There are six signs needed totaling 209.70.</p>
12		<p>Dog on Leash is used where the trail can be accessed by the public. It is recommended that a new single sign be developed that incorporates all pertinent County regulations.</p>	<p>\$14.50 per dog leash sign. There are eight needed totaling \$113.60</p>
13		<p>Helmet on Children is used where the trail can be accessed by the public. It is recommended that a new single sign be developed that incorporates all pertinent County regulations.</p>	<p>\$34.95 per helmet required sign. There are eight needed totaling \$279.60</p>
14		<p>Stop sign for train operators. Used at any intersection with trail, road or private crossing.</p>	<p>This sign will be provided by the Museum program. Nine signs are needed.</p>

15		Used to inform train operator that there is a line of sight problem ahead and that the train's whistle needs to be sounded at an appropriate distance prior to the problem.	This sign will be provided by the Museum program. Four signs are needed. \$85.00 is the estimate for one sign per the Museum program.
16		Custom sign for private rail crossings (such as driveways).	\$26.95 per sign. Six signs are needed totaling \$161.70
17		Equestrian Dismount. To be used at bridges and any other location deemed unsafe to ride horse.	\$53.45 per sign. Four signs are needed totaling \$213.80.
18		Current signs are confusing and misleading. Can be mitigated with a change in wording and/or moving to a different location. If not required but desired by property owner, then the property owner should pay for sign. Example is an existing sign on upper trail.	Land owners will pay for sign.
19		Fills Between Rails - Custom. Where the trail and rail bed use the same space. Temporary sign until trail is rerouted.	\$43.45 per sign. There are fifteen signs needed totaling \$651.75.
20		Share the Rail bed/Bridge - Custom. Temporary sign until auxiliary bridges are built.	\$53.45 per sign. Four signs are needed totaling \$213.80.
21		Emergency 911	\$67.95 per sign. Eight signs are needed totaling \$543.80.

<p style="text-align: center;">22</p>		<p>Railroad use - to be determined.</p>	<p>This sign will be provided by the Museum program. \$6.89 per sign. The number of signs is yet to be determined.</p>
<p style="text-align: center;">23</p>		<p>This sign for the train operator indicates that the train whistle needs to be sounded as there is an approaching grade crossing, such as a public or private road or a trail crossing. The sign is to be place a quarter mile prior to the crossing.</p>	<p>This sign will be provided by the Museum program. Ten signs are needed. \$85.00 is the estimate for one sign per the Museum program.</p>