



RESOLUTION NO. 115-2024
OF THE AIR QUALITY MANAGEMENT DISTRICT
OF THE COUNTY OF EL DORADO

Resolution Adopting the Air Quality Management District Budget of the County of El Dorado
For Fiscal Year 2024-2025

WHEREAS, Sections 40130 and 40131 of the Health and Safety Code provide the procedure for county air pollution districts to follow in adopting their annual budgets and schedule of fees; and

WHEREAS, pursuant to Health and Safety Code section 40131(a)(1), the Air Quality Management District of the County of El Dorado ("AQMD") prepared a summary of the Fiscal Year 2024-2025 budget and schedule of fees, which is attached as Exhibit A, and the summary was made available to the public at least 30 days before the June 11, 2024 public budget presentation to the Board of Directors; and

WHEREAS, pursuant to Health and Safety Code section 40131(a)(2), each person who was subject to fees imposed by the AQMD in the preceding year was given notice of the availability of a summary of the Fiscal Year 2024-2025 budget and any supporting documents; and


WHEREAS, the Board of Supervisors of El Dorado County, acting as the AQMD Board of Directors, has held the required noticed public hearing, during which time the Fiscal Year 2024-2025 Budget was presented and is incorporated herein; and

NOW, THEREFORE, BE IT RESOLVED, that in accordance with Section 40131 et seq. of the Health and Safety Code, the Board of Supervisors for the County of El Dorado, Acting as the Board of Directors of the AQMD, does hereby adopt the Budget for Fiscal Year 2024-2025 for the AQMD, as reviewed by the Board of Supervisors at the public hearing on June 25, 2024 and summarized in Exhibit A, and hereby authorize the Chief Administrative Officer and Auditor-Controller to make adjustments to various fund budgets in order to balance the final fund balance amounts as derived through the closing of books and audit adjustments.

PASSED AND ADOPTED by the Board of Supervisors of the County of El Dorado at a regular meeting of said Board, held the 25th day of June, 2024, by the following vote of said Board:

Attest:
Kim Dawson
Clerk of the Board of Supervisors

Ayes: Thomas, Hidahl, Turnboo, Parlin, Laine
Noes: None
Absent: None

By: 
Deputy Clerk


Wendy Thomas, Chair, Board of Supervisor

Program Summary

Air Quality
Positions: 9.0 FTE
Extra Help: \$0

Total Appropriations: \$9,390,185
Total Revenues: \$9,390,185
Net County Cost: \$0

The Air Quality Management District (AQMD) administers the California and Federal Clean Air Acts via guidelines set forth by State and Federal Agencies and the AQMD Rules established by the Board of Directors. These requirements are implemented through a variety of permitting, inspection, and enforcement activities including: emission control requirement compliance verification, Naturally Occurring Asbestos dust control, fugitive dust control, burn rule enforcement, 24 hour complaint investigation, land development project review and promotion of transportation control measures that improve air quality.

Revenue is generated from stationary source permit fees, construction dust mitigation plan fees, Federal Targeted Airshed Grant (TAG) funding, motor vehicle registration fees, State funding for Portable Equipment Registration Program (PERP), State grant funding for ag equipment through the FARMER program, subvention funding for rural districts, annual Carl Moyer Program allocations, AB617 grant funds, and other sources. Stationary source permit fees are adjusted annually based upon changes to the California Consumer Price Index and in accordance with the AQMD Rules. A fee study is currently in process to analyze the District's fees to determine if they are appropriate for each stationary source category as well as for fugitive dust plans and asbestos dust mitigation plans.

AQMD funds shuttle projects, bike paths, road paving, bus retrofits/replacements, agricultural equipment replacements, and other projects that reduce motor vehicle emissions.

AQMD incentivizes the purchase of electric vehicles and works to expand electric vehicle charging infrastructure throughout the County. The number of Drive Clean! incentives for the purchase or lease of a qualifying new EV (electric vehicle) or PHEV (plug-in electric hybrid vehicle) for FY2023/24 is showing a continuing strong level of participation in the program. With legacy manufacturers introducing more eligible EV and PHEV models each model year, we expect this to continue to be a robust and cost-effective incentive program. To augment this effort, in FY2023/24 AQMD implemented a residential electric vehicle charger incentive program utilizing AB2766 DMV funding.

AQMD also incentivizes old wood stove removals and replacements through a proven local program and several highly successful enhanced State-funded programs, and in FY22/23 we added an additional Federally funded program which provides standard and enhanced incentives for low-income residents or residents of low-income communities, which has replaced over 75 woodstoves for County residents.

In April of 2018, AQMD introduced the Clean Lawnmower Incentive Program (CLIP) which to date has incentivized the replacement of over 1,075 gas-powered lawnmowers with clean, quiet, battery-powered electric mowers. Recently, the State Air Resources Board expanded the eligibility for this funding to include other residential electric lawn and garden tools and in February of 2024, AQMD rolled out an expanded incentive program to include weed eaters, chainsaws, trimmers, and riding lawnmowers. Residents have taken advantage of this expanded program to trade in approximately 40 of these newly covered types of lawn of equipment.

Since 2022, AQMD has provided the County Department of Transportation with Federal Targeted Airshed (TAG) grant funding to double chip seal slurry approximately 9.45 miles of the County's unpaved roads that are located in or near naturally occurring asbestos (NOA) areas. So far, DOT has completed the paving of Sandridge Road, Tullis Mine Road, Bear Creek Road, Sweeney Road, Oriental Street, and

South Street. The TAG grant funding is also providing funding for the El Dorado County Fire Safe Council's biomass chipping program for residences inside the eligible area on the West Slope of El Dorado County.

In late FY2022/23, the Board approved AQMD's award of AB923 DMV fund grants for the replacement of eleven (11) school buses from seven (7) school districts. Several of those buses have been delivered and funded in FY2023/24, with the remaining anticipated to be replaced and funded in FY2024/25. Additionally, we anticipate the Carl Moyer grant program to fund one previously awarded electric school bus in FY2024/25, as well as additional eligible on and off-road vehicles and equipment from applications in process or yet to be received. AB2766 grants will continue to fund projects that were previously awarded for calendar year 2024 and 2025.

As in past fiscal years, AQMD continues to perform its objectives successfully and efficiently. Staff salaries and benefits only comprise of 16.01% of the FY 2024-25 budget and total general administrative (non-program) costs comprise only 20.05% of the total budget.

Sources of Funds

License, Permits & Franchises (\$988,400): Air emissions source permits, authorization to construct permits, fugitive and asbestos dust plans and hot spots program revenue.

Fine, Forfeiture & Penalties (\$1,500): Minor revenue from air quality violations.

Use of Money & Property (\$95,000): Interest revenue on operational and grant fund balances.

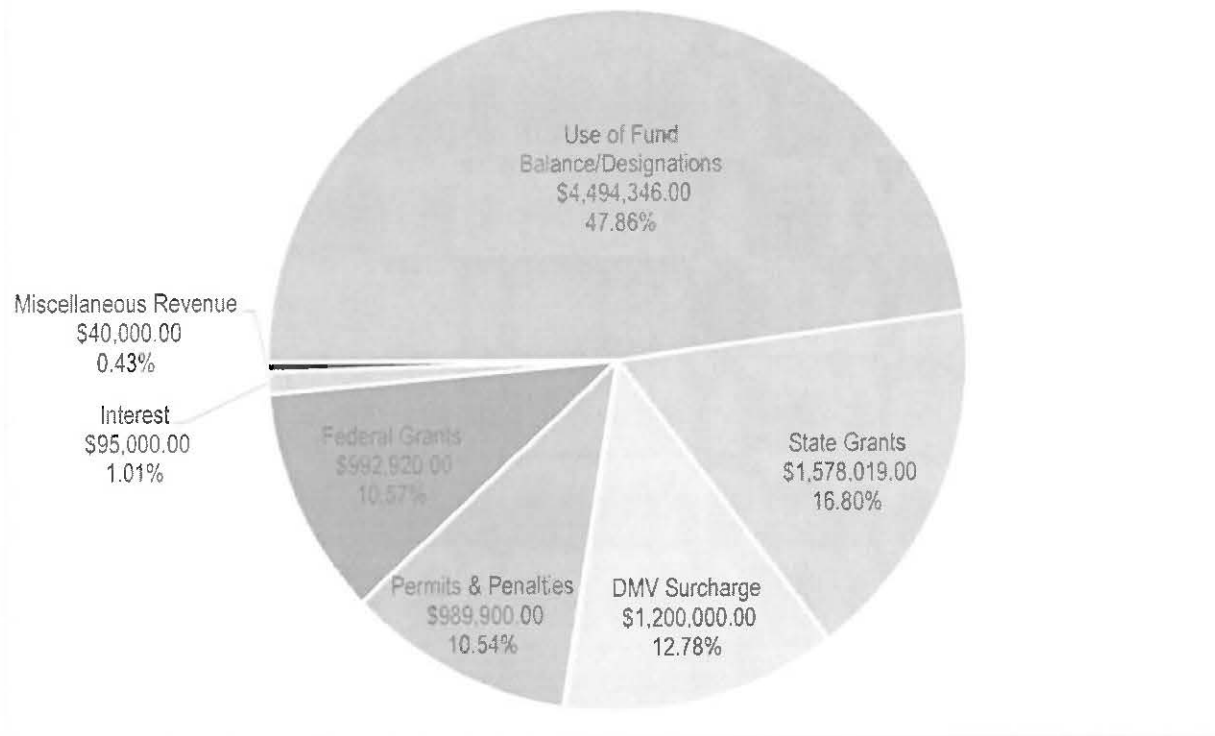
State (\$2,778,019): Carl Moyer Memorial Air Quality Standards Attainment Program Grant and Admin Funding (\$1,063,407); AB 2766 and AB923 DMV registration surcharge (\$1,200,000; Community Air Protection Grant funding (\$268,790); FARMER Program grant and admin funding (\$111,000); Rural district subvention funds (\$84,991); PERP funding (\$34,401); and AB617 Community Air Protection Program funding (\$15,430).

Federal (\$992,920): Federal Environmental Protection Agency Targeted Airshed Grant reimbursement to fund road paving of currently unpaved roads in El Dorado County, and installation of cleaner-burning woodstoves in El Dorado County's non-attainment areas, including administrative cost.

Miscellaneous Revenue (\$40,000): Estimated revenue from use of EV chargers at County facilities.

Use of Fund Balance / Designations (\$4,494,346): Carryover of funds from prior fiscal years.

AQMD Sources of Funds (Revenues) FY2024/25



Use of Funds

Services & Supplies (\$2,402,534):

Comprised of the following incentive and grant funding programs:

- Carl Moyer Program awarded and anticipated vehicle project funding grants and associated AB923 grant match (\$1,000,000)
- Federal Targeted Airshed Grant funding wood stove replacement incentive program (\$216,489)
- AB2766 funded projects previously awarded after RFP for CY2024 & 2025 (\$173,250)
- Installation of access controlled EVSE at existing County Sites (\$171,600)
- Federal Targeted Airshed Grant funding to EDC Fire Safe Council for biomass chipping (\$205,000)
- FARMER grant ag equipment projects (\$100,000)
- Public-use EV charging stations at private businesses throughout the County (\$100,000)
- Expanded Clean Lawn Equipment Incentive Program (CLIP) (\$65,000)
- Grant and incentive program advertising and outreach (\$77,041)
- Drive Clean EV purchase incentive program (\$74,875)
- District locally funded wood stove replacement incentive program (\$35,041)
- CHARGE Residential EV Charger incentive program (\$30,000)
- CAP Grant funded wood stove replacement incentive program (\$20,000)
- Fleet rental of Transit van for use by the Coloma Shuttle program (\$12,602)
- Electricity cost for EV chargers at EDH park-and-ride lot and Georgetown Library (\$6,000)
- EV Charging station equipment and signage (\$1,000)

And the following general operation costs:

- Contracted fee study for AQMD fees (\$24,380)
- Fleet vehicle rent, maintenance and fuel costs (\$36,543)
- General liability insurance cost (\$10,366)
- Rent/Lease of copier and mobile phones for field staff (\$5,780)
- Staff training opportunities (\$4,580)
- Office supplies/equipment and staff supplies (\$4,850)
- Payment to State for portion of "Hot Spot" fees (\$5,685)
- Contract for access control for AQMD office (\$1,600)
- Sum of other small miscellaneous general operational costs (\$20,852)

Other Charges / Interfund Transfers (\$2,762,306):

Comprised of the following incentive and grant funding programs:

- Comprised of awarded and anticipated school bus replacement grants and other eligible projects for government agencies funded with Carl Moyer Program, AB2766, and AB923 funds (\$2,173,421);
- Community Air Protection Grant to the Black Oak Mine USD for EV bus infrastructure (\$352,896);
- Spare the Air campaign contribution (\$5,228);

And the following general operation costs:

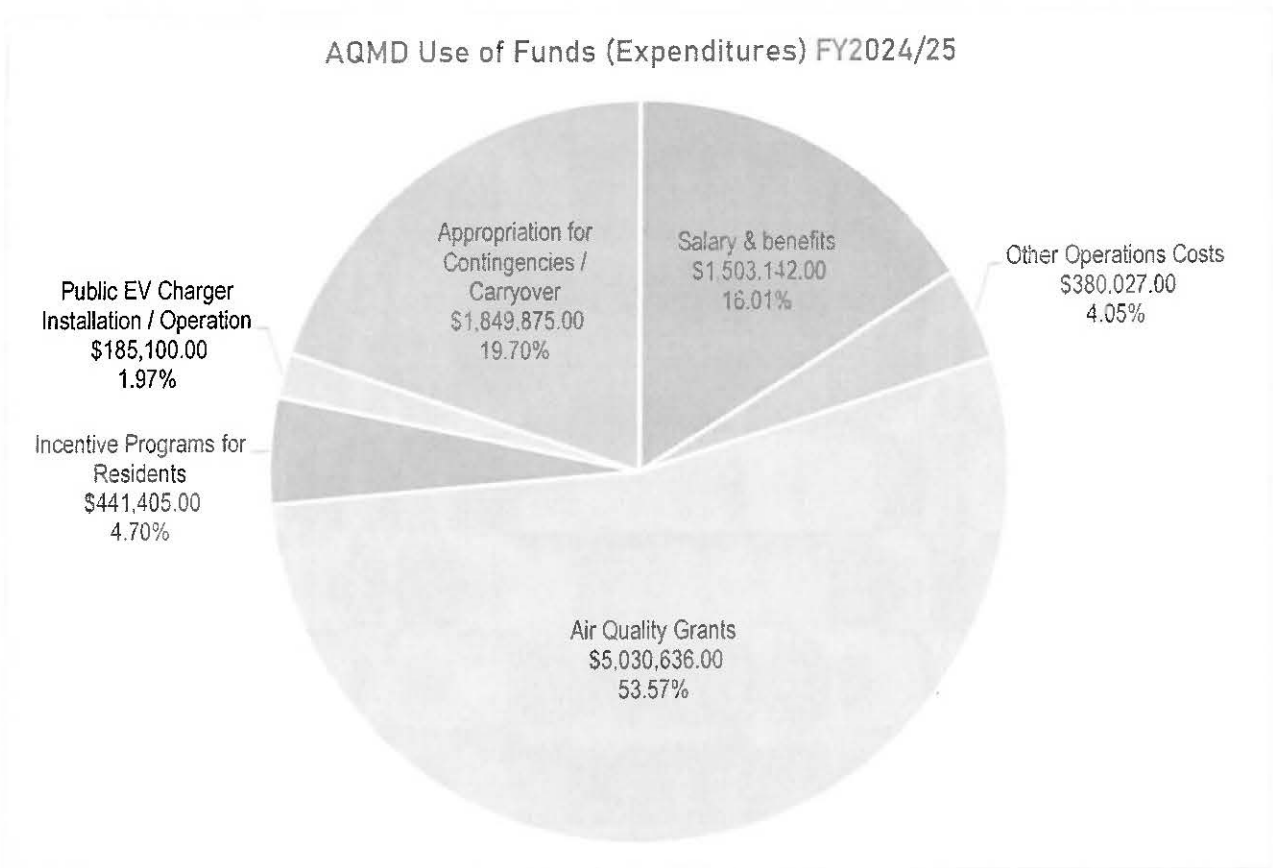
- 2CFR Part 200 County administrative overhead costs allocated to AQMD (\$203,861);
- Facilities cost-applied charges for building / EVSE maintenance (\$13,000);
- County Counsel charges (\$10,000);
- Fleet Management charges for vehicle repairs (\$2,500);
- Equipment lease year-end Principal and Interest charges (\$1,400).

Fixed Assets (\$180,000): Purchase of a Ford Transit van to be owned by the District for use by the AB2766 funded Coloma Shuttle program – replaces an end-of-life van with a safer, more efficient, and cleaner emission vehicle (\$80,000); and the purchase of fast EV chargers to be located at the Placerville and South Lake Tahoe Libraries for use by an electric Bookmobile. These purchases were approved by the Board on December 12, 2023 as part of an AB2766 grant award Board item.

Operating Transfers Out (\$692,328): Transfers of Federal Targeted Airshed Grant funds to the El Dorado County Department of Transportation to pave the County's unpaved roads that are located in or near naturally occurring asbestos (NOA) areas (\$400,332); Transfer of AB2766 grant funds to the County Library for the purchase of an electric Bookmobile (\$215,366); Transfer of operational funds to Environmental Management Division for AQMD's portion of software implementation and first year costs for a replacement for the shared Envision software platform (\$51,630), and a transfer to the General Fund for electricity costs for the EV chargers (\$25,000);

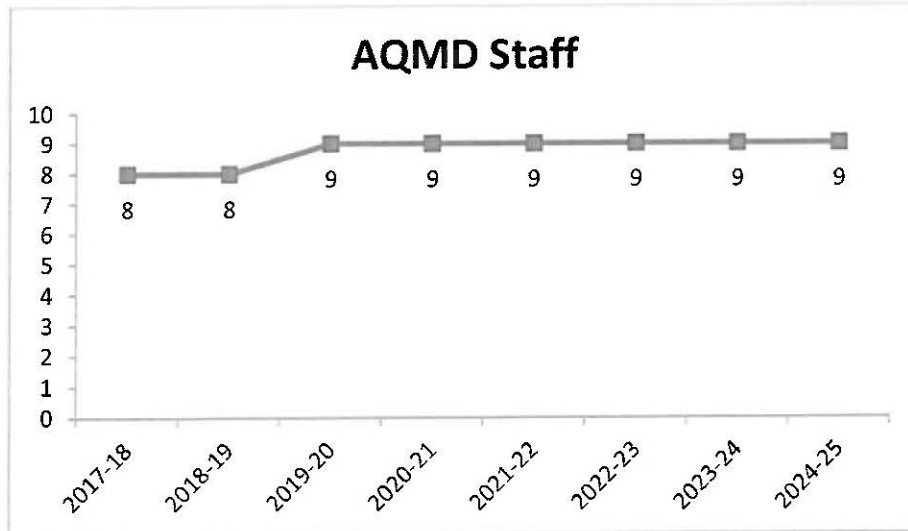
Salaries & Benefits (\$1,503,142): Comprised of salary & overtime costs (\$994,397); retirement (\$279,869); health insurance (\$166,622); Medicare (\$13,957); retiree health (\$12,337); deferred compensation and flexible benefit costs (\$23,303); workers compensation insurance (\$11,244); long-term disability insurance (\$1,098); and unemployment insurance (\$315).

Appropriations for Contingencies / unallocated fund balance (\$1,849,875)



Staffing Trend

AQMD's staffing remained constant for several years after separating from the Environmental Management Department in FY 2010-11. From FY2010-11 to FY2015-16, AQMD had a staff of 7.0 FTE allocations. In FY 2016-17, a Senior Department Analyst (now Program Manager) was added to increase the allocations to 8.0 FTE. In FY2018-19, the Board of Directors approved the addition of a Senior Air Quality Engineer to fulfill increased State mandated program requirements, expand the incentive programs and enhance succession planning, giving AQMD an allocation of 9.0 FTE. Since then, the District has remained at this level, with no additions or reductions in staff.



| AIR QUALITY MANAGEMENT DISTRICT SUMMARY OF ORGS FY 24/25 PROPOSED BUDGET | | | | | | |
|--|---|---|--------------------|-------------------|------------------------|--|
| | | 7110100 | 7120200 | 7130300 | 7140400 | |
| OBJ: | DESCRIPTION: | OPERATIONS/ SMOKE PGM & MISC GRANTS FY 24/25 | AB2766 FY 24/25 | AB923 FY 24/25 | CARL MOYER FY 24/25 | FY 24-25 TOTAL PROPOSED BUDGET |
| | FY 23/24 FINAL ADOPTED BUDGET (including budget transfers) | | | | | DIFFERENCE BETWEEN FINAL FY 23-24 & FY 24-25 PROPOSED BUDGETS |
| REVENUES: | | | | | | |
| 0000 | Use of General Fund | - | - | - | - | - |
| 0001 | Use of Fund Balance | 262,739 | 1,406,209 | 1,872,815 | 952,583 | 4,494,346 |
| 0003 | Use of Designated Fund Balance | - | - | - | - | - |
| 0220 | Permit Construction | 48,100 | - | - | - | 48,100 |
| 0260 | Other Licenses & Permits | 809,567 | - | - | - | 809,567 |
| 0271 | Permit Hot Spots | 1,800 | - | - | - | 1,800 |
| 0276 | Permit Fugitive Dust | 123,943 | - | - | - | 123,943 |
| 0340 | Penalty Air Quality | 1,500 | - | - | - | 1,500 |
| 0400 | Interest | 20,000 | 25,000 | 40,000 | 10,000 | 95,000 |
| 0541 | St: Air Quality Surcharge | 425,000 | 400,000 | 375,000 | - | 1,200,000 |
| 0880 | St: Other | 647,538 | - | - | 930,481 | 1,578,019 |
| 1100 | Fed: Other | 992,920 | - | - | - | 992,920 |
| 1940 | Misc Revenue | - | 40,000 | - | - | 40,000 |
| | REVENUES TOTAL: | 3,338,097 | 1,871,209 | 2,287,815 | 1,893,064 | 9,390,185 |
| EXPENDITURES: | | | | | | |
| 3000 | Perm Employees | 962,499 | - | - | - | 962,499 |
| 3002 | Overtime | 15,000 | - | - | - | 15,000 |
| 3003 | Standby Pay | 16,248 | - | - | - | 16,248 |
| 3004 | Other Comp | 65,650 | 5,650 | - | - | 71,300 |
| 3020 | Employer Share Emp Ret. | 239,341 | - | - | - | 239,341 |
| 3022 | Medicare | 13,312 | 13,957 | - | - | 27,269 |
| 3040 | Employer Health Ins | 146,034 | 166,622 | - | - | 312,656 |
| 3041 | Employer UnEmp. Ins | 1,453 | 315 | - | - | 1,768 |
| 3042 | Long Term Disab. Ins. | 1,098 | 1,098 | - | - | 2,196 |
| 3043 | Deferred Compensation | 11,184 | 10,823 | - | - | 22,007 |
| 3046 | Retiree Health | 11,637 | 12,337 | - | - | 23,974 |
| 3060 | Wrk. Comp Ins | 4,864 | 11,244 | - | - | 16,108 |
| 3090 | Flex Benefits | 12,480 | 12,480 | - | - | 24,960 |
| | SUBTOTAL SALARY & BENEFITS: | 1,503,142 | 1,503,142 | - | - | 3,006,284 |
| 4020 | Clothing & Personal Gear | 300 | - | - | - | 300 |
| 4040 | Comm Phn Vender Pmt | 2,900 | - | - | - | 2,900 |
| 4041 | Comm Pass Thru Chrgs | 200 | - | - | - | 200 |
| 4080 | Household Expense | 200 | - | - | - | 200 |
| 4100 | Ins. Premiums | 8,976 | 10,366 | - | - | 19,342 |
| 4145 | Maintenance Equipment | 2,500 | - | - | - | 2,500 |
| 4180 | Veh Maint. Service | 100 | - | - | - | 100 |
| 4220 | Memberships | - | 1,000 | - | - | 1,000 |
| 4221 | Memberships (Legislative) | 3,000 | 3,550 | - | - | 6,550 |
| 4280 | Office Expense | 2,000 | 2,500 | - | - | 4,500 |
| 4261 | Postage | 1,000 | 1,300 | - | - | 2,300 |
| 4263 | Subscription/Newspaper/Journals | - | 252 | - | - | 252 |
| 4284 | Books / Manuals | 400 | 400 | - | - | 800 |
| 4266 | Printing / Duplication | 1,250 | 500 | - | - | 1,750 |
| 4300 | Prof. & Special Serv. | 653,900 | 25,980 | 171,600 | - | 851,480 |
| 4324 | Medical/Dental Lab & Ambulance Service | 400 | 400 | - | - | 800 |
| 4337 | Other Governmental Agencies | 630 | 5,685 | - | - | 6,315 |
| 4355 | Grant: Non-Governmental Agency | 1,824,244 | 305,000 | 273,250 | 146,342 | 2,548,836 |
| 4400 | Publication & Legal | 78,041 | 78,041 | - | - | 156,082 |
| 4420 | Rents & Leases Equipment | 2,700 | 2,880 | - | - | 5,580 |
| 4440 | Rents & Leases: Building | 525 | 550 | - | - | 1,075 |
| 4461 | Equip: Minor | 51,200 | 1,200 | 1,000 | - | 53,400 |
| 4462 | Equip Computer | 5,250 | 250 | - | - | 5,500 |
| 4500 | Special Dept Exp (Non 1099 INCENTIVES) | 369,045 | 92,540 | 104,875 | 55,000 | 621,460 |
| 4502 | Educational Materials | 1,000 | 1,000 | - | - | 2,000 |
| 4599 | SDE - Other Income (1099 INCENTIVES) | 474,962 | 178,980 | - | 10,000 | 663,942 |
| 4600 | Transportation & Travel (No Overnight) | 250 | 350 | - | - | 600 |
| 4602 | Private Auto Employee Mileage (No Overnight Travel) | 400 | 400 | - | - | 800 |
| 4605 | Rent & Lease Vehicle (No Overnight Travel) | 32,069 | 32,443 | 12,602 | - | 77,114 |
| 4607 | Bulk Fuel Purchase | 4,200 | 4,000 | - | - | 8,200 |
| 4609 | Staff Development | 500 | 500 | - | - | 1,000 |
| 4650 | Registration (Overnight Travel) | 6,360 | 6,250 | - | - | 12,610 |
| 4651 | Meals/Per Diem (Overnight Travel) | 1,400 | 1,730 | - | - | 3,130 |
| 4652 | Mileage/Fuel (Overnight Travel) | 600 | 600 | - | - | 1,200 |
| 4653 | Auto Rental (Overnight Travel) | 400 | 400 | - | - | 800 |
| 4654 | Airtare (Overnight Travel) | 850 | 600 | - | - | 1,450 |
| 4655 | Other Costs (Overnight Travel) | 400 | 500 | - | - | 900 |
| 4656 | Hotel (Overnight Travel) | 4,050 | 4,350 | - | - | 8,400 |
| 4700 | Utilities | 5,000 | - | 6,000 | - | 11,000 |
| | SUBTOTAL SERVICES & SUPPLIES: | 3,540,904 | 768,207 | 569,327 | 146,342 | 4,924,820 |
| 5063 | Principal Leases (Equipment) | - | 300 | - | - | 300 |
| 5110 | Interest Leases (Equipment) | - | 1,100 | - | - | 1,100 |
| 5240 | Contribution: Non-County Governmental Agencies | 5,228 | - | 5,228 | - | 10,456 |
| 5241 | Grant: Government Agencies (Non-County) | 2,921,765 | 352,896 | 139,246 | 1,283,660 | 4,707,567 |
| 5300 | Interfund Expense Not General | 181,056 | 203,861 | 2,500 | - | 387,417 |
| 5310 | Interfund: County Counsel | 10,000 | 10,000 | - | - | 20,000 |
| 5318 | Interfund: Maint Building Imp | 51,900 | 6,500 | 6,500 | - | 64,900 |
| | SUBTOTAL OTH. CHARGES / INTERFUND TRANSFER: | 3,169,349 | 574,657 | 153,474 | 1,283,660 | 5,181,139 |
| 6040 | Fixed Asset: Equipment | - | - | 100,000 | - | 100,000 |
| 6045 | Fixed Asset: Vehicles | 80,000 | - | 90,000 | - | 170,000 |
| | SUBTOTAL FIXED ASSETS: | 80,000 | - | 190,000 | - | 270,000 |
| 7000 | Operating Transfer Out | 662,631 | 451,962 | 240,366 | - | 1,354,959 |
| 7001 | Operating Transfer Out: Fleet | - | - | - | - | - |
| | SUBTOTAL OPERATING TRANSFERS: | 662,631 | 451,962 | 240,366 | - | 1,354,959 |
| 7700 | Appropriation for Contingencies | 1,271,152 | 40,129 | 728,042 | 857,813 | 2,897,136 |
| | SUBTOTAL CONTINGENCIES: | 1,271,152 | 40,129 | 728,042 | 857,813 | 2,897,136 |
| | EXPENDITURES TOTALS: | 10,180,846 | 3,338,097 | 1,871,209 | 2,287,815 | 15,677,967 |
| | REVENUE LESS EXPENDITURES: | - | - | - | - | (6,287,782) |

Proposed Air Quality Management District Fee Schedule
July 1, 2024 - June 30, 2025

| | | CPI - 2/2023- 2/2024 | | Increase: | | 3.3% | |
|-----------------|---|------------------------------|-------------------|-------------------------|--------------------|--------------------|--|
| | | July 1, 2023 - June 30, 2024 | | Fees as of July 1, 2024 | | | |
| Program Element | Description | Rule | Current Fixed Fee | Current Unit Rate | Proposed Fixed Fee | Proposed Unit Rate | |
| 0841 | Aggregate Plants | 601.3.G.2.a*** | \$ 2,563 | \$ - | \$ 2,648 | \$ - | |
| 0842 | Asphalt Batch Plants | 601.3.G.2.b*** | \$ 4,667 | \$ - | \$ 4,821 | \$ - | |
| 0970 | Boilers, Furnaces, Process Heaters, Ovens... <5 MM BTU/hr | 601.3.G.2.f*** | \$ 601 | \$ - | \$ 621 | \$ - | |
| 0971 | Boilers, Furnaces, Process Heaters, Ovens... 5-24 MM BTU/hr | 601.3.G.2.i*** | \$ 764 | \$ - | \$ 789 | \$ - | |
| 0972 | Boilers, Furnaces, Process Heaters, Ovens... =>25 MM BTU/hr (Per BTU) | 601.3.G.2.j*** | \$ - | \$ 34.59 | \$ - | \$ 35.73 | |
| 0891 | Bulk Plants <40,000 gallons | 601.3.G.2.m*** | \$ 1,279 | \$ - | \$ 1,321 | \$ - | |
| 0892 | Bulk Plants =>40,000 gallons | 601.3.G.2.n*** | \$ 2,100 | \$ - | \$ 2,169 | \$ - | |
| 0957 | Gas Flares | 601.3.G.2.g*** | \$ 601 | \$ - | \$ 621 | \$ - | |
| 0958 | Incinerators <40 square feet | 601.3.G.2.h*** | \$ 601 | \$ - | \$ 621 | \$ - | |
| 0959 | Incinerators =>40 square feet | 601.3.G.2.h*** | \$ 764 | \$ - | \$ 789 | \$ - | |
| 0963 | Internal Combustion Engines for Backup Power <250 hp | 601.3.G.2.d*** | \$ 454 | \$ - | \$ 469 | \$ - | |
| 0964 | Internal Combustion Engines for Backup Power =>250 hp | 601.3.G.2.d*** | \$ 572 | \$ - | \$ 591 | \$ - | |
| 0849 | Landfills | 601.3.G.2.i*** | \$ 3,466 | \$ - | \$ 3,580 | \$ - | |
| 0980 | Material Handling and Collection Systems | 601.3.G.2.j*** | \$ 680 | \$ - | \$ 682 | \$ - | |
| 0990 | Miscellaneous Equipment | 601.3.G.2.n*** | \$ 572 | \$ - | \$ 591 | \$ - | |
| 0862 | Plating Lines | 601.3.G.2.n*** | \$ 449 | \$ - | \$ 464 | \$ - | |
| 0965 | Prime Power Internal Combustion Engines <500 hp | 601.3.G.2.e*** | \$ 815 | \$ - | \$ 842 | \$ - | |
| 0966 | Prime Power Internal Combustion Engines =>500 hp (per hp) | 601.3.G.2.e*** | \$ - | \$ 1.67 | \$ - | \$ 1.73 | |
| 0857 | Remediation Systems | 601.3.G.2.k*** | \$ 1,881 | \$ - | \$ 1,943 | \$ - | |
| 0830 | Source Test Observation and Report Preparation (hourly rate) | 601.3.j*** | \$ - | \$ 172 | \$ - | \$ 178 | |
| 0954 | Surface Coating Operations <520 pounds/year | 601.3.G.2.c*** | \$ 572 | \$ - | \$ 591 | \$ - | |
| 0955 | Surface Coating Operations =>520 pounds/year | 601.3.G.2.c*** | \$ 829 | \$ - | \$ 856 | \$ - | |
| 0982 | Vapor Recovery Systems, Phase One | 601.3.G.2.i*** | \$ 383 | \$ - | \$ 396 | \$ - | |
| 0984 | Vapor Recovery Systems, Phase Two | 601.3.G.2.i*** | \$ 1,279 | \$ - | \$ 1,321 | \$ - | |
| 1004 | Emissions of Carbon Monoxide CO (per ton) | 601.3.B.2*** | \$ - | \$ 13.80 | \$ - | \$ 14.26 | |
| 1030 | Emissions of VOC, SOx, NOx, TSP (per ton) | 601.3.B.2*** | \$ - | \$ 82.48 | \$ - | \$ 85.20 | |
| 0907 | Hot Spots Emissions => 10 tons (per ton passed through to State) | 601.3.A&B** | \$ - | \$ 12.91 | \$ - | \$ 12.91 | |
| 0907B | Hot Spots Emissions => 10 tons (per ton to AQMD) | 601.3.A&B** | \$ - | \$ 17.39 | \$ - | \$ 17.39 | |
| 0906 | Hot Spots Emissions <10 tons, flat rate | 601.3.A&B** | \$ 100 | \$ - | \$ 100 | \$ - | |
| 0951 | Asbestos Dust Mitigation Plan (base fee plus per acre fee) | 610.3.B.1.a* | \$ 514 | \$ 34.59 | \$ 531 | \$ 35.73 | |
| 0882 | Authority to Construct Application | 601.3.A.3*** | \$ 466 | \$ - | \$ 482 | \$ - | |
| 0899 | Change of Ownership (base fee plus annual permit fees) | 601.3.F*** | \$ 122 | \$ - | \$ 126 | \$ - | |
| 0890 | Duplicate Permits | 601.3.I*** | \$ 33.26 | \$ - | \$ 34.36 | \$ - | |
| 0942 | Filing Fee | 601.2.D*** | \$ 122 | \$ - | \$ 126 | \$ - | |
| 0927 | Fugitive Dust Plans | 601.3.A** | \$ 163 | \$ - | \$ 168 | \$ - | |
| 0952 | Geologic Evaluations | 610.3.B.1**** | \$ 686 | \$ - | \$ 709 | \$ - | |
| 0895 | Hourly Rate for AQMD staff time | 609.3.A | \$ 172 | \$ 172 | \$ 178 | \$ 178 | |
| 0944 | Processing Fee (= 2 hours) | 601.2.B | \$ 344 | \$ - | \$ 356 | \$ - | |
| 0912 | Hearing Board Variance CO Emissions (per pound) | 606.3.C | \$ - | \$ 0.13 | \$ - | \$ 0.13 | |
| 0909 | Hearing Board Variance NOx Emissions (per pound) | 606.3.C | \$ - | \$ 9.23 | \$ - | \$ 9.23 | |
| 0911 | Hearing Board Variance PM10 Emissions (per pound) | 606.3.C | \$ - | \$ 9.00 | \$ - | \$ 9.00 | |
| 0910 | Hearing Board Variance SOx Emissions (per pound) | 606.3.C | \$ - | \$ 3.00 | \$ - | \$ 3.00 | |
| 0908 | Hearing Board Variance VOC Emissions (per pound) | 606.3.C | \$ - | \$ 10.00 | \$ - | \$ 10.00 | |
| | Hearing Board Filing Fee | 606.3.A | \$ 277 | \$ - | \$ 286 | \$ - | |
| | Hearing Board Filing Fee Interim or Emergency Variance | 606.3.A | \$ 72 | \$ - | \$ 74 | \$ - | |

CPI Index is determined by the State of California Office of the Director - Research Unit Consumer Price Index : Selecting California CPI, All Urban Consumers, April to April of the prior year. Referenced by Rule 601.4C, 609.4B and 610.3.B.4

California Revenue and Taxation Code Section 2212: "Percentage change in the cost of living means the percentage change from April of the prior year to April 1 of the current year in the California Price Index for all items, as determined by the California Department of Industrial Relations." Due to changes in the manner the California CPI is calculated and reported by the California Department of Industrial Relations starting in 2018, April's CPI number is not available in time to release budget and fee information per California code. The District used the April 2017 - February 2018 CPI change for the FY18-19 fee calculation, are using the February 2018 - February 2019 CPI change for the FY19-20 fee calculation, and will continue using February-February CPI numbers for future years.

*Per Rule 610.4: Fees associated with Rule 610.3B, 610.3.c, 610.3D, 610.3E or 610.3F include a 50% penalty if not paid within 30 days of the date of the invoice.

**Per Rule 608.4 : Fees associated with Rule 601.3A,B or C will be charged a 50% penalty if not paid within 60 days of the date of assessment. An additional penalty of 50% is assessed after 90 days of the date of assessment. After 120 days if the fee goes unpaid, permit revocation proceedings may be initiated.

***Per Rule 601.4A: Fees associated with Rule 601.3B, 610.3.(all) include a 50% penalty if not paid by the specified due date, after which point the applicant/permittee will be notified by mail of the fee and penalty. If the fee and penalty are not paid within 30 days after notice, the application/permit will be cancelled/suspended and the applicant/permittee will be notified by mail.