


El Dorado ~ Alpine Counties 2009 Agricultural Crop & Livestock Report





DEPARTMENT OF AGRICULTURE WEIGHTS AND MEASURES

William J. Stephans
Agricultural Commissioner
Sealer of Weights and Measures

311 Fair Lane
Placerville, CA 95667
(530) 621-5520
(530) 626-4756 FAX
eldcag@co.el-dorado.ca.us

A.G. Kawamura, Secretary
California Department of Food and Agriculture

BOARD OF SUPERVISORS

<u>EL DORADO COUNTY</u>		<u>ALPINE COUNTY</u>	
John Knight	District 1	Donald M. Jardine	District 1
Ray Nutting	District 2	Henry "Skip" Veatch	District 2
James R. Sweeney	District 3	Philip D. Bennett	District 3
Ron Briggs	District 4	Terry Woodrow	District 4
Norma Santiago	District 5	Tom Sweeney	District 5

In accordance with Section 2279 of the California Food and Agricultural Code, I hereby submit the 2009 El Dorado & Alpine Counties Crop Report.


The El Dorado County gross crop value for 2009 was \$37.4 million which is an overall increase of approximately 5.7% from the 2008 values. Fruit and Nut Crops increased 38.5% while timber values continued their steep decline of 69.8% from the prior year.

The monetary values in this report are F.O.B. (Freight on Board) and do not reflect net returns or profits realized by the growers. It is estimated the impact of agriculture on El Dorado County's economy totaled approximately \$383 million in 2009 of which the wine industry contributed an estimated \$175 million while Apple Hill added another \$112 million.

The Alpine County gross crop value for 2009 was \$4.7 million which is a 13.7% increase from the 2008 value.

I wish to express my sincere appreciation to the many individuals and organizations that have contributed information to make this report possible.

Respectfully Submitted,


WILLIAM J. STEPHANS
Agricultural Commissioner
Sealer of Weights and Measures

This 2009 Crop Report is dedicated to
Bill Stephans
for his service to El Dorado County as
Agricultural Commissioner, Sealer of Weights and Measures
from October of 2003 through December of 2009.
His devotion to the implementation of programs that
promote, preserve, and protect agriculture, in
El Dorado County, has led to achievements that will
continue to serve this county well into the future.
In his role, as Sealer of Weights and Measures his passion
for ensuring fair competition for industry and accurate
value comparison for consumers has led to many
advancements in the fair enforcement of local and state laws.

Happy Trails!

2009 Crop Report

Table of Contents



DEPARTMENTAL STAFF

WILLIAM J. STEPHANS
Agricultural Commissioner
Sealer of Weights and Measures

CHARLENE CARVETH
Deputy Agricultural Commissioner
Deputy Sealer of Weights and Measures

Agricultural Biologist Standards Inspectors

CHRIS FLORES
JESSE HONEYCUTT
HEATHER MELESKI
LEE ANNE MILA
KC SARE
GRETA SHUTLER

Wildlife Services

JOHN CHANDLER

Seasonal Ag. Technician

MIKE DENTON
JOHN GRAHAM

Administrative Staff

NANCY APPLGARTH
DEANNA TOMPKINS
MYRNA TOW

EL DORADO COUNTY

	Page
Fruit and Nut Crops	1&2
Livestock	3
Apiary Products	3
Hay and Pasture	3
Nursery Products	4
Christmas Trees	4
Timber Harvested & By-Products..	4
Organic Farms Acreage Graph.....	5
Total Values for All Categories.....	5
Pest Management & Eradication....	6
Sustainable Agriculture Report .	7&8

ALPINE COUNTY

Livestock	6
Hay and Pasture	6
Pest Management & Eradication....	6
Sustainable Agriculture Report .	7&8

El Dorado County

Fruit and Nut Crops

Crop	Year	Acreage	Production Per Acre	Total Production	Unit	Value per Unit	Total Value
PEARS							
Bartlet/Bosc	2009	89	6.16	548	Tons	\$ 1,600	\$ 876,800
	2008	84	5.58	469.05	Tons	\$ 1,442	\$ 676,382
Asian	2009	41	9.80	402	Tons	\$ 2,660	\$ 1,069,320
	2008	41	10.15	416	Tons	\$ 3,420	\$ 1,422,720
TOTAL PEARS	2009	130					\$ 1,946,120
	2008	125					\$ 2,099,102

Crop	Year	Acreage	Production Per Acre	Total Production	Unit	Value per Unit	Total Value
APPLES							
Fresh	2009			5,177	Tons	\$ 1,860	\$ 9,629,220
	2008			3,765	Tons	\$ 1,360	\$ 5,120,400
Cannery/Apple Hill Products*	2009			3,044	Tons		\$ 578,360
	2008			2,200	Tons		\$ 418,000
Juice/Cider	2009			70,600	Gallons		\$ 486,434
	2008			44,566	Gallons		\$ 307,060
TOTAL APPLES	2009	845					\$ 10,694,014
	2008	845					\$ 5,845,460

* Includes all "Enhanced Agricultural Products" such as fruit/nut pies and jams

El Dorado County

Fruit and Nut Crops (continued)

Crop	Year	Acreage	Production Per Acre	Total Production	Unit	Ave. Value per Unit**	Total Value
WINE GRAPES							
Bearing	2009	1760	2.93	5,165	Tons	\$ 1,267	\$ 5,885,447
	2008	1901	2.20	4,182	Tons	\$ 1,265	\$ 5,229,088
Non-Bearing	2009	247	Total Acreage* = 2007				
	2008	319					

* 2009 acreage numbers reflect actual responses by the agricultural community to information requested on the Wine Grape Survey.

** Reflects the average price of all wine grape varieties

Crop	Year	Acreage	Production Per Acre	Total Production	Unit	Value per Unit	Total Value
Cherries	2009	36	0.11	4	Tons	\$ 5,660	\$ 22,640
	2008	50	0.22	11	Tons	\$ 5,580	\$ 61,380
Peaches	2009	105	1.56	164	Tons	\$ 2,540	\$ 416,560
	2008	105	1.34	141	Tons	\$ 2,740	\$ 386,340
Plums	2009	52	1.56	81	Tons	\$ 2,160	\$ 174,960
	2008	52	1.60	83	Tons	\$ 2,000	\$ 166,000
Walnuts	2009	145	0.20	29	Tons	\$ 1,780	\$ 51,620
	2008	145	0.33	48	Tons	\$ 1,360	\$ 65,280
Olives	2009	52	0.27	14	Tons	\$ 3,620	\$ 50,680
	2008	33	0.29	10	Tons	\$ 3,800	\$ 38,000

Totals	Year	Total Acreage	Total Value
FRUIT & NUT CROPS	2009	3372	\$ 19,242,041
	2008	3575	\$ 13,891,569
MINOR & MISC. CROPS*	2009		\$ 722,333
	2008		\$ 561,000

*Minor and Miscellaneous includes: Truck Gardens, Berries, Nectarines, Citrus, Chestnuts, Avocados, Pumpkins, Tomatoes and Persimmons

El Dorado County

Livestock

Crop	Year	Number of Head	Total Live Weight	Unit	Average Unit Value	Total Value
Cattle and Calves	2009	6122	61,560	cwt.**	\$ 80.00	\$ 4,924,800
	2008	6146	63,304	cwt.	\$ 85.80	\$ 5,431,483
Goats and Kids***	2009	2746		per head	\$ 210.00	\$ 576,660
	2008	2500		per head	\$ 210.00	\$ 525,000
Misc.*	2009					\$ 1,280,093
	2008					\$ 1,254,770
TOTAL LIVESTOCK	2009					\$ 6,781,553
	2008					\$ 7,211,253

*Misc. Includes: Turkeys, Ducks, Geese, Chickens, Hatching Eggs, Llamas, Alpacas, Hogs/Pigs, Sheep, Emu, Ostrich and Wool/By-products

**cwt. = hundredweight = 100 pounds

***Goats and Kids represents - Meat, Dairy, Show and By-products

Apiary Products

	Year	Units	Total Value
Apiary Products	2009	4000 colonies	\$ 720,000
	2008	4000 colonies	\$ 650,000

Includes: Honey, Bees Wax, Pollen and Pollination

Hay and Pasture

Crop	Year	Acres	Units	Value Per Unit	Total Value
Hay, Tame	2009	216	281	Tons \$ 135.00	\$ 37,935
	2008	216	281	Tons \$ 135.00	\$ 37,935
Irrigated Pasture	2009	927		Acres \$ 142.00	\$ 131,634
	2008	927		Acres \$ 142.00	\$ 131,634
Rangeland (Dryland)	2009	233,000		Acres \$ 18.00	\$ 4,194,000
	2008	233,000		Acres \$ 12.00	\$ 2,796,000
TOTAL HAY AND PASTURE	2009				\$ 4,363,569
	2008				\$ 2,965,569

El Dorado County

Nursery Products

Crop	Year	Acreage	Value
TOTAL NURSERY	2009	35	\$ 1,558,744
	2008	40	\$ 1,560,001

Christmas Trees

	Year	Production	Unit	Unit	Value
Wholesale	2009	7,302	Each	\$ 23.12	\$ 168,822
	2008	8,412	Each	\$ 25.00	\$ 210,300
Choose and Cut	2009	47,838	Each	\$ 41.97	\$ 2,007,761
	2008	54,701	Each	\$ 42.23	\$ 2,310,023
TOTAL CHRISTMAS TREES	2009				\$ 2,176,583
	2008				\$ 2,520,323

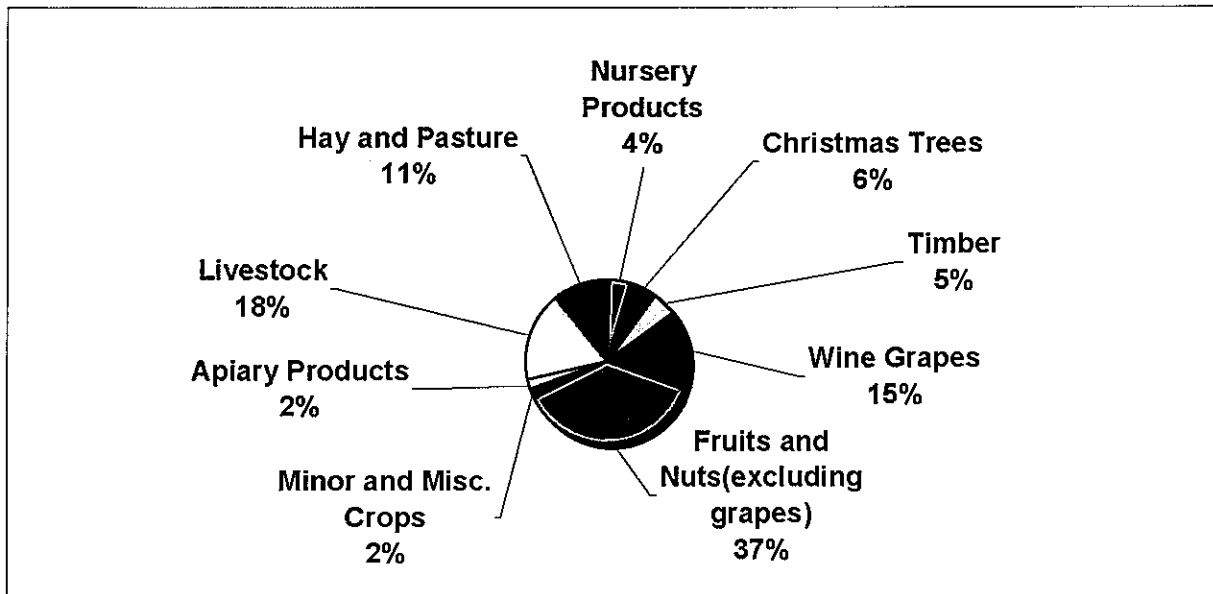
Timber Harvested and By-Products

	Year	Production	Unit	Value
Private and Public Forest	2009	20,181	MBF*	\$ 1,775,776
	2008	44,726	MBF	\$ 5,963,675
Wood Sales and Permits	2009	2,075	MBF	\$ 41,500
	2008	2,443	MBF	\$ 57,406
TOTAL TIMBER	2009	22,256		\$ 1,817,276
	2008	47,169		\$ 6,021,081

*MBF = million board feet

El Dorado County

Agricultural Commodities of El Dorado County



Total Values For All Categories

Crop	Year	Value
Fruit and Nut	2009	\$ 19,242,041
	2008	\$ 13,891,569
Minor and Misc. Crops	2009	\$ 722,333
	2008	\$ 561,000
Apiary Products	2009	\$ 720,000
	2008	\$ 650,000
Livestock	2009	\$ 6,781,553
	2008	\$ 7,211,253
Hay and Pasture	2009	\$ 4,363,569
	2008	\$ 2,965,569
Nursery Products	2009	\$ 1,558,744
	2008	\$ 1,560,001
Christmas Trees	2009	\$ 2,176,583
	2008	\$ 2,520,323
Timber	2009	\$ 1,817,276
	2008	\$ 6,021,081
GRAND TOTAL	2009	\$ 37,382,099
	2008	\$ 35,380,796

Alpine County

Livestock

Crop	Year	Number of Head	Total Live Weight	Unit	Value per Unit	Total Value
Cattle and Calves	2009	1750	25,723	cwt.**	\$ 80.00	\$ 2,057,840
Cattle and Calves	2008	1820	27,646	cwt.	\$ 85.80	\$ 2,372,027

**cwt. = hundredweight = 100 pounds

Hay and Pasture

Crop	Year	Acres	Units	Value Per Unit	Total Value
Hay, Tame *	2009	122	300	Tons	\$ 40,500
	2008	8	16	Tons	\$ 2,160
Irrigated Pasture	2009	1,500		Acres	\$ 187,500
	2008	1,143		Acres	\$ 142,875
Rangeland (Dryland)	2009	133,000		Acres	\$ 2,394,000
	2008	133,000		Acres	\$ 1,596,000
TOTAL HAY AND PASTURE	2009				\$ 2,622,000
	2008				\$ 1,741,035

*Increase due to more accurate gathering of information

El Dorado & Alpine Counties

Pest Management and Eradication

Pest	Agent/Mechanism	Scope of Program
Canada thistle (<i>Cirsium arvense</i>)	Chemical/Mechanical	Eradication
Diffuse knapweed (<i>Centaurea diffusa</i>)	Chemical/Mechanical	Eradication
Gill's Mealybug (<i>Ferrisia gilli</i>)	Chemical	Management
Hoary cress (<i>Cardaria pubescens</i>)	Chemical/Mechanical	Eradication
Oblong spurge (<i>Euphorbia oblongata</i>)	Chemical/Mechanical	Eradication
Purple loosestrife (<i>Lythrum salicaria</i>)	Chemical/Mechanical	Eradication
Russian knapweed (<i>Acroptilon repens</i>)	Chemical/Mechanical	Eradication
Skeletonweed (<i>Chondrilla juncea</i>)	Chemical/Mechanical	Management
Spotted knapweed (<i>Centaurea maculosa</i>)	Chemical/Mechanical	Eradication
Tall whitetop (<i>Lepidium latifolium</i>)	Chemical/Mechanical	Eradication
Toadflax ssp. (<i>Linaria genistifolia</i>)	Chemical/Mechanical	Eradication
Yellow starthistle (<i>Centaurea solstitialis</i>)	Mechanical/Chemical/Bio-control	Management

Sustainable Agriculture Reporting for El Dorado and Alpine Counties

Pest Exclusion

*Prevents the introduction of detrimental pests that are not of common occurrence in California. Over **1121 inspections at 414 locations** were made during 2009.*

Pest Detection

*Monitoring program to detect pests that may have entered El Dorado County despite pest exclusion efforts. Over **900 traps** were placed in 2009 in both rural and urban areas to detect various pests.*

Pest Eradication

Includes chemical and mechanical treatments. Gill's Mealybug infestations were treated by the growers in cooperation with this Department during the 2009 growing season.

Pest Management

El Dorado County Noxious Weed Management Group: Coordinates invasive weed control, education and eradication among federal, state, county and private agencies along the west slope, within the Lake Tahoe Basin and throughout Alpine County.

*Glassy-winged Sharpshooter (GWSS) Pest Management Program: Includes inspections of all nursery stock shipped into the county from known GWSS infested areas. Over **400 insect traps** have been deployed and monitored throughout the county.*

*Biological Control Program: Releases insects and other organisms that act as natural enemies against noxious pests. Biocontrol projects include: Leaf beetle (*Chrysolina quadrigemina*) to **control Klamath Weed**. Seed weevil (*Eustenopus villosus*), the Peacock fly (*Chaetorellia australis*), the bud weevil (*Bangasternus orientalis*), the gall fly (*Urophora sirunaseva*), the flower weevil (*Larinus curtus*), the hairy weevil (*Eustenopus villosus*), and the rust fungus (*Puccinia jaceae* var. *solstitialis*) to **reduce the spread of Yellow Starthistle**. The El Dorado County Department of Agriculture monitors and relocates the organisms in cooperation with the California Department of Food and Agriculture.*

Vertebrate Pest Management Program: Assists growers and homeowners in the control of destructive vertebrate pests (i.e., mice, rats, etc.).

Wildlife Management Program: Provides management of wildlife that are deprecating livestock, property and/or presenting a hazard to public health and safety in El Dorado and Alpine County.

Pesticide Monitoring

Monitoring program to protect public health, property, the environment and agricultural workers. This program is conducted in partnership with the California Department of Pesticide Regulation.

Commodity Evaluation and Marketing Programs

Certified Farmer's Market Program: *Allows farmers to market directly to consumers at area Certified Farmer's Markets. Grower inspections are conducted by the Department to validate the registration.* There were **76 growers** registered as certified growers with production areas within the county.

Organic Program: *Includes registration by growers in order to market farm products as organically grown. Grower inspections are conducted by the Department to validate the registration.* In 2009, **21 growers** were registered as organic, **representing 177 acres** under production.

Standardization Program: *Protects consumers and the fresh fruit, nut and vegetable industry from distribution of substandard products.* Standardization laws establish minimum specifications for maturity, quality and size of commodities (i.e., apples, pears) plus standard container pack and labeling. Quality Control inspections are also conducted on nursery stock, eggs and seeds.





El Dorado/Alpine County
Agricultural Commissioner/Sealer
311 Fair Lane
Placerville, CA 95667