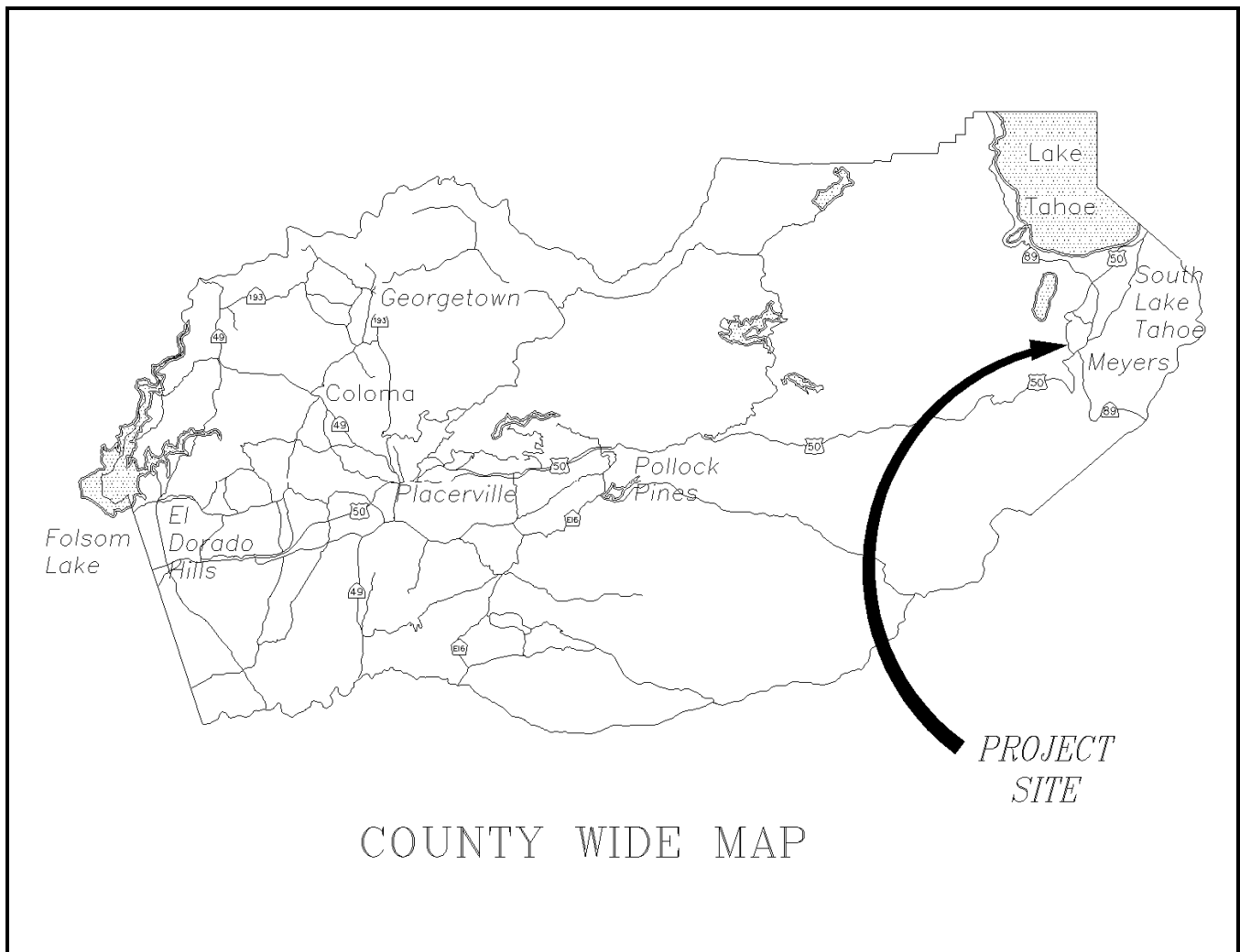


**COUNTY OF EL DORADO, CALIFORNIA
DEPARTMENT OF TRANSPORTATION**

CONTRACT DOCUMENTS

**INCLUDING
NOTICE TO BIDDERS, SPECIAL PROVISIONS, PROPOSAL AND CONTRACT
FOR**

**CONTRACT OVERLAY - NORTH UPPER TRUCKEE ROAD (2 MILES)
CONTRACT NO. PW 11-30581, CIP NO. 72178**



FOR USE WITH
STATE OF CALIFORNIA, DEPARTMENT OF TRANSPORTATION
STANDARD SPECIFICATIONS, MAY 2006
STANDARD PLANS, MAY 2006

BID OPENING DATE: August 12, 2011

**COUNTY OF EL DORADO, CALIFORNIA
DEPARTMENT OF TRANSPORTATION**

**CONTRACT DOCUMENTS
INCLUDING
NOTICE TO BIDDERS, SPECIAL PROVISIONS, PROPOSAL, AND CONTRACT
FOR
CONTRACT OVERLAY - NORTH UPPER TRUCKEE ROAD (2 MILES)**


July 26, 2011

CONTRACT NO. PW 11-30581, CIP NO. 72178

FOR USE WITH
STATE OF CALIFORNIA, DEPARTMENT OF TRANSPORTATION
STANDARD SPECIFICATIONS, MAY 2006
STANDARD PLANS, MAY 2006

The various portions of the Contract Documents have been prepared under the direction of the following licensed Civil Engineer, in accordance with California Business and Professions Code § 6735.





Steve Kooyman, RCE No. 55757

Date: July 26, 2011

**DEPARTMENT OF TRANSPORTATION
COUNTY OF EL DORADO, STATE OF CALIFORNIA**

**CONTRACT OVERLAY - NORTH UPPER TRUCKEE ROAD (2 MILES)
COUNTY CONTRACT NO. PW 11-30581, CIP NO. 72178**

TABLE OF CONTENTS

NOTICE TO BIDDERS	N-1
SPECIAL PROVISIONS.....	SP-1
SPECIAL PROVISIONS	1
SECTION 1. SPECIFICATIONS AND PLANS.....	1
1-1.01 GENERAL.....	1
1-1.02 DEFINITIONS AND TERMS.....	1
SECTION 2. PROPOSAL REQUIREMENTS AND CONDITIONS.....	2
2-1.01 GENERAL.....	2
2-1.02 REQUIRED LISTING OF PROPOSED SUBCONTRACTORS.....	3
2-1.03 INCLUSION OF FEDERAL FORM 1273 CONTRACT PROVISIONS (NOT USED).....	3
2-1.04 FEDERAL LOBBYING RESTRICTIONS (NOT USED).....	4
2-1.05 DISADVANTAGED BUSINESS ENTERPRISE (DBE) (NOT USED).....	4
2-1.06 COMPLIANCE WITH FEDERAL, STATE AND LOCAL AGENCY REQUIREMENTS (NOT USED).....	4
2-1.07 COST PRINCIPLES (NOT USED).....	4
2-1.08 BID PROTEST PROCEDURE.....	4
2-1.09 RELIABLE CONTRACTOR DECLARATION (NOT USED).....	4
SECTION 3. AWARD AND EXECUTION OF CONTRACT.....	5
3-1.01 GENERAL.....	5
3-1.02 AWARD OF CONTRACT.....	5
3-1.03 EXECUTION OF CONTRACT.....	5
SECTION 4. BEGINNING OF WORK, TIME OF COMPLETION AND LIQUIDATED DAMAGES.....	5
4-1.01 GENERAL.....	5
4-1.02 CONTRACT WORKING HOURS.....	6
4-1.03 CONTRACTOR SUBMITTALS.....	6
4-1.04 PRE-CONSTRUCTION CONFERENCE AND WEEKLY MEETINGS.....	7
4-1.05 PROSECUTION AND PROGRESS.....	8
SECTION 5. GENERAL.....	8
SECTION 5-1 MISCELLANEOUS	8
5-1.01 CONTRACT BONDS.....	8
5-1.02 COST REDUCTION INCENTIVE.....	8
5-1.03 LABOR NONDISCRIMINATION.....	8
5-1.04 PREVAILING WAGE REQUIREMENTS.....	9
5-1.05 APPRENTICES.....	9
5-1.06 CERTIFIED PAYROLL.....	9
5-1.07 PREVAILING WAGE NOTICING REQUIREMENTS (NOT USED).....	10
5-1.08 UNSATISFACTORY PROGRESS.....	10
5-1.09 DISPUTES RESOLUTION.....	10
5-1.10 PAYMENT OF WITHHELD FUNDS.....	11
5-1.11 RECORDS.....	11
5-1.12 RECORDS EXAMINATION AND AUDIT REQUIREMENTS.....	11
5-1.13 SUBCONTRACTOR AND DBE RECORDS (NOT USED).....	12
5-1.14 DBE CERTIFICATION STATUS (NOT USED).....	12
5-1.15 BUY AMERICA REQUIREMENTS (NOT USED).....	12
5-1.16 SUBCONTRACTING.....	12
5-1.17 PROMPT PROGRESS PAYMENT TO SUBCONTRACTORS.....	12
5-1.18 PROMPT PAYMENT OF WITHHELD FUNDS TO SUBCONTRACTORS.....	12
5-1.19 PERFORMANCE OF SUBCONTRACTORS (NOT USED).....	13
5-1.20 INTEREST ON PAYMENTS.....	13

5-1.21	ASSIGNMENT OF ANTITRUST ACTION	13
5-1.22	PUBLIC SAFETY	13
5-1.23	TESTING	14
5-1.24	REMOVAL OF ASBESTOS AND HAZARDOUS SUBSTANCES	14
5-1.25	AIR POLLUTION CONTROL	14
5-1.26	FINAL INSPECTION AND ACCEPTANCE OF THE CONTRACT	15
5-1.27	GUARANTEE.....	15
5-1.28	ACCESS TO INSPECTION OF WORK	16
5-1.29	SAFETY AND HEALTH PROVISIONS	16
5-1.30	PROJECT APPEARANCE	17
5-1.31	ARCHAEOLOGICAL DISCOVERIES (NOT USED)	17
5-1.32	UTILITIES REQUIRED BY THE CONTRACTOR	17
5-1.33	SOUND CONTROL REQUIREMENTS	17
5-1.34	COPYRIGHTS, TRADEMARKS, AND PATENTS (NOT USED).....	17
5-1.35	UTILITIES	17
5-1.36	AREAS FOR CONTRACTOR'S USE	19
5-1.37	PAYMENTS.....	20
5-1.38	CONTRACTOR'S RESPONSIBILITY FOR MATERIALS	20
5-1.39	SOLID WASTE DISPOSAL AND RECYCLING REPORT (NOT USED).....	20
5-1.40	DUST AND TRACKING CONTROL.....	20
SECTION 6.	(BLANK).....	21
SECTION 7.	CONTRACTOR'S INSURANCE.....	21
7-1.01	GENERAL INSURANCE REQUIREMENTS	21
7-1.02	PROOF OF INSURANCE REQUIREMENTS	21
7-1.03	INSURANCE NOTIFICATION REQUIREMENTS	22
7-1.04	ADDITIONAL STANDARDS	22
7-1.05	COMMENCEMENT OF PERFORMANCE	22
7-1.06	MATERIAL BREACH	22
7-1.07	REPORTING PROVISIONS.....	22
7-1.08	PRIMARY COVERAGE.....	22
7-1.09	PREMIUM PAYMENTS.....	23
7-1.10	CONTRACTOR'S OBLIGATIONS	23
7-1.11	GOVERNING PRECEDENCE	23
SECTION 8.	MATERIALS	23
SECTION 8-1	MISCELLANEOUS	23
8-1.01	PREQUALIFIED AND TESTED SIGNING AND DELINEATION MATERIALS	23
8-1.01	CERTIFICATES OF COMPLIANCE	28
SECTION 9.	(BLANK).....	28
SECTION 10.	CONSTRUCTION DETAILS.....	28
SECTION 10-1	GENERAL.....	28
10-1.01	ORDER OF WORK	33
10-1.02	WATER POLLUTION CONTROL	34
10-1.03	CONSTRUCTION AREA TRAFFIC CONTROL DEVICES	34
10-1.04	CONSTRUCTION AREA SIGNS.....	35
10-1.05	MAINTAINING TRAFFIC	36
10-1.06	TRAFFIC CONTROL SYSTEM FOR LANE CLOSURE	37
10-1.07	TEMPORARY PAVEMENT DELINEATION	38
10-1.08	ASPHALT CONCRETE.....	39
10-1.09	COMPACTING EQUIPMENT	41
10-1.10	AGGREGATE BASE, CLASS 2.....	41
10-1.11	CONCRETE STRUCTURES	41
10-1.12	TEMPORARY EROSION CONTROL MEASURES	42
10-1.13	DISPOSAL OF EXCESS AND UNSUITABLE MATERIAL.....	47
SECTION 11.	(BLANK).....	48
SECTION 12.	(BLANK).....	48
SECTION 13.	(BLANK).....	48
SECTION 14.	(BLANK).....	48
APPENDICES		
APPENDIX A	AMENDMENTS TO MAY 2006 STANDARD SPECIFICATIONS.....	AA-1

AGREEMENT (DRAFT)	C-1
Article 1. THE WORK.....	C-1
Article 2. CONTRACT DOCUMENTS	C-1
Article 3. COVENANTS AND CONTRACT PRICE	C-2
Article 4. COMMENCEMENT AND COMPLETION	C-2
Article 5. INDEMNITY	C-2
Article 6. GUARANTEES	C-2
Article 7. VENUE.....	C-3
Article 8. ASSIGNMENT OF ANTITRUST ACTIONS.....	C-3
Article 9. TERMINATION BY COUNTY FOR CONVENIENCE.....	C-3
Article 10. TERMINATION BY COUNTY FOR CAUSE	C-4
Article 11. WORKERS COMPENSATION CERTIFICATION.....	C-4
Article 12. WARRANTY	C-5
Article 13. RETAINAGE.....	C-5
Article 14. PROMPT PAYMENT OF SUBCONTRACTORS	C-5
Article 15. PREVAILING WAGE REQUIREMENTS	C-5
Article 16. AUTHORIZED SIGNATURES	C-6
Article 17. BUSINESS LICENSE	C-6
Article 18. CONTRACT ADMINISTRATOR	C-6
Article 19. NONDISCRIMINATION.....	C-6
PAYMENT BOND	No Page Number
PERFORMANCE BOND	No Page Number
PROPOSAL	P-1
PROPOSAL PAY ITEMS BID PRICE SCHEDULE	P-4
TOTAL BID.....	P-4
SUBCONTRACTORS LISTING	P-5
PUBLIC CONTRACT CODE SECTION 10162 QUESTIONNAIRE	P-6
PUBLIC CONTRACT CODE SECTION 10232 STATEMENT.....	P-7
NONCOLLUSION AFFIDAVIT	P-8
SIGNATURES.....	P-9
BIDDER'S BOND.....	No Page Number
ATTACHMENT A – NORTH UPPER TRUCKEE ROAD LOCATION	A-1
ATTACHMENT B – TRAFFIC CONTROL	B-1

**DEPARTMENT OF TRANSPORTATION
COUNTY OF EL DORADO, CALIFORNIA**

NOTICE TO BIDDERS

NOTICE IS HEREBY GIVEN by the County of El Dorado, State of California, that sealed bids for work in accordance with the Project Plans (Plans) and Contract Documents designated:

CONTRACT OVERLAY - NORTH UPPER TRUCKEE ROAD (2 MILES)

CONTRACT NO. PW 11-30581, CIP NO. 72178

will be received by the County of El Dorado Department of Transportation office in South Lake Tahoe, California, at 924B Emerald Bay Road, until **Friday, August 12, 2011 at 2:00 PM**, at which time bids will be publicly opened and read by the El Dorado County Department of Transportation.

No Bid may be withdrawn after the time established for receiving bids or before the award and execution of the Contract, unless the award is delayed for a period exceeding sixty (60) calendar days. Bids shall be executed in accordance with the instructions given and forms provided in the bound Contract Documents furnished by the El Dorado County Department of Transportation. The Proposal shall not be detached and shall be submitted with the Contract Documents bid package in its entirety. All bids must be clearly marked on the envelope:

"PROPOSAL FOR CONTRACT OVERLAY - NORTH UPPER TRUCKEE ROAD (2 MILES)

CONTRACT NO. PW 11-30581, CIP NO. 72178

TO BE OPENED AT 2:00 P.M. – August 12, 2011"

LOCATION/DESCRIPTION OF THE WORK: The project is located along North Upper Truckee Road from Highway 50 to Lake Tahoe Blvd., in El Dorado County as shown on the Location Map in Attachment A.

A The Work to be done is, described in the Special Provisions and shown on the Plans and generally consists of, but is not limited to:

Construction of approximately 2.0 miles of two and a half (2-½) inches of compacted AC Overlay placed on North Upper Truckee Road, construction of two and a half (2-½) inch deep conform grinds at all marked intersections, conform grinding at various sections at the existing bike lane areas into lip of concrete curb and gutter, removal of approximately 384 linear feet of curb and gutter, removing several curb openings, installing a curb opening, traffic control, installation of temporary pavement markers and construction area signing, and installation and removal of temporary erosion control measures.

B Bids are required for the entire Work described herein.

C The contract time shall be TWENTY (20) WORKING DAYS.

D For bonding purposes the anticipated project cost is less than \$ 700,000.

E A pre-bid meeting is scheduled for this project on **Friday, August 5, 2011 at 1:30 PM** in South Lake Tahoe, California, at 924B Emerald Bay Road. The meeting will be held in the conference room. Attendance at the pre-bid meeting is not mandatory.

OBTAINING OR INSPECTING CONTRACT DOCUMENTS: The Contract Documents and Plans may be examined at the El Dorado County Department of Transportation or may be purchased in person or by mail from the Department of Transportation, 924B Emerald Bay Road, South Lake Tahoe, California, 96150. The purchase price of each set of Contract Documents is TWENTY DOLLARS (\$20.00) and is not refundable. To receive Contract Documents and Plans by Federal Express, send request and payment prior to shipping and include an additional TWENTY FIVE DOLLARS (\$25.00), for a total of FORTY FIVE DOLLARS (\$45.00), to include shipping and handling. **Only Contract Documents and Plans purchased from the Department of Transportation will be acceptable for bid submittal.**

CONTRACTORS LICENSE CLASSIFICATION: Bidders shall be properly licensed to perform the Work pursuant to the Contractors' State License Law (Business and Professions Code Section 7000 et seq.) and shall possess a **CLASS A** license or equivalent combination of Classes required by the categories and type of Work included in the Contract Documents and Plans at the time bids are submitted, and shall maintain a valid license through completion and acceptance of the Work, including the

guarantee and acceptance period. Failure of the successful Bidder to obtain proper adequate licensing for an award of the Contract shall constitute a failure to execute the Contract and shall result in the forfeiture of the Bidder's security.

BUSINESS LICENSE: The County Business License Ordinance provides that it is unlawful for any person to furnish supplies or services, or transact any kind of business in the unincorporated territory of El Dorado County without possessing a County business license unless exempt under County Ordinance Code Section 5.08.070. The Bidder to whom an award is made shall comply with all of the requirements of the County Business License Ordinance, where applicable, prior to beginning work under this Contract and at all times during the term of this Contract.

REQUIRED LISTING OF PROPOSED SUBCONTRACTORS: Each Proposal shall have listed therein the name, contractor's license number and address of each subcontractor to whom the bidder proposes to subcontract portions of the work in an amount in excess of 0.5 % of the total bid or \$10,000, whichever is greater, in accordance with the Subletting and Subcontracting Fair Practices Act, commencing with Section 4100 of the Public Contract Code. The Bidder shall also describe in the Subcontractor Listing the work to be performed by each subcontractor listed. The work to be performed by the subcontractor shall be shown by listing the bid item number, bid item description, and portion of the work to be performed by the subcontractor in the form of a percentage calculated by dividing the work to be performed by the subcontractor by the respective bid item amount(s) (not by the total bid price). The percentage of each bid item subcontracted may be submitted with the Bidder's bid or sent via email or fax to Janel Gifford, El Dorado County Department of Transportation, email-Janel.Gifford@edcgov.us, Fax-(530) 626-0387 by 4:00 p.m. on the first business day after the bid opening. The email or fax shall contain the name of each subcontractor submitted with the Bidder's bid along with the bid item number, the bid item description, and the percentage of each bid item subcontracted, as described above. At the time bids are submitted, all listed subcontractors shall be properly licensed to perform their designated portion of the work. The bidder's attention is directed to other provisions of the Act related to the imposition of penalties for failure to observe its provisions by using unauthorized subcontractors or by making unauthorized substitutions.

NONDISCRIMINATION: Attention is directed to the following Notice that is required by Chapter 5 of Division 4 of Title 2, California Code of Regulations.

**NOTICE OF REQUIREMENT FOR NONDISCRIMINATION PROGRAM
(GOVERNMENT CODE SECTION 12990)**

Attention is further directed to the "Nondiscrimination Clause", set forth in Section 7-1.01A(4), "Labor Nondiscrimination," of the Standard Specifications, which is applicable to all nonexempt State contracts and subcontracts, and to the "Standard California Nondiscrimination Construction Contract Specifications" set forth therein. The specifications are applicable to all nonexempt State construction contracts and subcontracts of \$5,000 or more.

PREVAILING WAGE REQUIREMENTS:

In accordance with the provisions of California Labor Code Sections 1770 et seq, including but not limited to Sections 1773, 1773.1, 1773.2, 1773.6, and 1773.7, the general prevailing rate of wages in the county in which the Work is to be done has been determined by the Director of the California Department of Industrial Relations. These wage rates appear in the California Department of Transportation publication entitled General Prevailing Wage Rates.

Interested parties can obtain the current wage information by submitting their requests to the Department of Industrial Relations, Division of Labor Statistics and Research, PO Box 420603, San Francisco CA 94142-0603, Telephone (415) 703-4708 or by referring to the website at <http://www.dir.ca.gov/dlsr/PWD>. The rates at the time of the bid advertisement date of a project will remain in effect for the life of the project in accordance with the California Code of Regulations, as modified and effective January 27, 1997.

Copies of the general prevailing rate of wages in the county in which the Work is to be done are also on file at the Department of Transportation's principal office, and are available upon request.

In accordance with the provisions of Labor Code 1810, eight (8) hours of labor shall constitute a legal day's work upon all work done hereunder, and Contractor and any subcontractor employed under this Contract shall conform to and be bound by the provisions of Labor Code Sections 1810 through 1815.

BID SECURITY: A bid security shall be provided with each bid. Bid security shall be in an amount of not less than ten percent (10%) of the total amount of the Bid for bid and shall be cash, a certified check or cashier's check drawn to the order of the County of El Dorado or a Bidder's Bond executed by a surety satisfactory to the County of El Dorado **on the form provided**

in the Proposal section of these Contract Documents (do not detach the form).

BID PROTEST PROCEDURE: The protest procedure is intended to handle and resolve disputes related to the bid award for this project pursuant to County of El Dorado policies and procedures.

The protest procedure is an extension of the formal bid process and allows those who wish to protest the recommendation of an award after bid the opportunity to be heard.

Policy: Upon completion of the bid evaluation, the Department of Transportation shall notify all bidders of the recommendation of award, the basis therefore, and the date and time on which the recommendation for award will be considered and acted upon by the Board of Supervisors. All bidders may attend the Board of Supervisors meeting at the time the agenda item is considered, address the Board of Supervisors, and be heard.

Procedure: If a bidder wishes to protest the award, the procedure shall be as follows:

1. The Department of Transportation will review the bids received in a timely fashion under the terms and conditions of the Notice to Bidders, and notify the bidders in writing, at the address designated in the bid, of its recommendation including for award or rejection of bids ("All Bidders Letter").
2. Within five (5) working days from the date of the "All Bidders Letter," the bidder protesting the recommendation for award shall submit a letter of protest to the County of El Dorado, Department of Transportation, Attention Janel Gifford, 2850 Fairlane Court, Placerville, CA 95667, and state in detail the basis and reasons for the protest. The bidder must provide facts to support the protest, including any evidence it wishes to be considered, together with the law, rule, regulation, or criteria on which the protest is based.
3. If the Department of Transportation finds the protest to be valid, it may modify its award recommendations and notify all bidders of that decision. If the Department of Transportation does not agree with the protest, or otherwise fails to resolve the protest, the Department of Transportation will notify the bid protestor and all interested parties of its decision and the date and time that the recommendation for award will be agendaized for the Board of Supervisors' consideration and action. The Department of Transportation shall also include in its report to the Board of Supervisors the details of the bid protest.
4. The bidder may attend the Board of Supervisors meeting at which the recommendation and bid protest will be considered. The Board of Supervisors will take comment from the bidder, staff, and members of the public who wish to speak on the item. In the event that the bidder is not in attendance at that time, the bid protest may be dismissed by the Board of Supervisors without further consideration of the merits; and

In its discretion, the County of El Dorado may accept or reject any bids. The decision of the Board of Supervisors shall be final in accepting or rejecting the bid protest, awarding the bid, or rejecting any or all bids.

AWARD OF CONTRACT: Bids will be considered for award by the Board of Supervisors. The County of El Dorado reserves the right after opening bids to reject any or all bids, to waive any irregularity in a bid, or to make award to the lowest responsive, responsible Bidder and reject all other bids, as it may best serve the interests of the County.

As a condition of award, the successful Bidder will be required to submit bonds and evidence of insurance prior to execution of the Agreement by the County. Failure to meet this requirement shall constitute abandonment of the Bid by the Bidder and forfeiture of the Bidder's security. Award will then be made to the next lowest, responsive, responsible Bidder.

RETAINAGE FROM PAYMENTS: The Contractor may elect to receive one hundred percent (100%) of payments due under the Contract from time to time, without retention of any portion of the payment by the County, by depositing securities of equivalent value with the County in accordance with the provisions of Section 22300 of the Public Contract Code. Securities eligible for deposit hereunder shall be limited to those listed in Section 16430 of the Government Code, or bank or savings and loan certificates of deposit.

PROJECT ADMINISTRATION: All communications relative to the Contract Documents and Plans shall be directed to Steve Kooyman at the County of El Dorado Department of Transportation, 924B Emerald Bay Road, South Lake Tahoe, CA 96150, telephone: (530) 573-7900, email-steve.kooyman@edcgov.us. No oral responses to any questions concerning the content of the Plans and Contract Documents will be given. All responses will be in the form of written addenda to the Contract Documents and Plans or written responses to bidders' inquiries. Responses to bidders' inquiries and addenda will be posted on the Department of Transportation website at www.edcgov.us/Government/DOT/Bids.aspx. It is the bidders' responsibility to check this website for responses and addenda during the bid period.

BY ORDER OF the Director of the Department of Transportation, County of El Dorado, State of California.

Authorized by the Board of Supervisors on July 26, 2011, at Placerville, California.

By _____
James W. Ware, P.E.
Director of Transportation
County of El Dorado

DEPARTMENT OF TRANSPORTATION

COUNTY OF EL DORADO, CALIFORNIA

SPECIAL PROVISIONS

ANNEXED TO CONTRACT NO. PW 11-30581 CIP NO. 72178

SECTION 1. SPECIFICATIONS AND PLANS

1-1.01 GENERAL

The work embraced herein shall be done in accordance with the Standard Specifications dated May 2006 and the Standard Plans dated May 2006, of the Department of Transportation (Caltrans) insofar as the same may apply, County of El Dorado Design and Improvement Standards Manual, revised March 8, 1994 including Resolutions 199-91 and 58-94 to adopt changes to the Design and Improvement Standards Manual, and these special provisions.

Attention is directed to Appendix A of these special provisions containing Amendments to May 2006 Standard Specifications as issued by the State of California Department of Transportation. These Amendments are hereby incorporated into the contract documents to replace or supplement those sections of the Standard Specifications where an Amendment exists, and are to be treated the same as the Standard Specifications in relation to other Contract Documents.

Amendments to the Standard Specifications set forth in these special provisions shall be considered as part of the Standard Specifications for the purposes set forth in Section 5-1.04, "Coordination and Interpretation of Plans, Standard Specifications and Special Provisions," of the Standard Specifications. Whenever either the term "Standard Specifications is amended" or the term "Standard Specifications are amended" is used in the special provisions, the indented text or table following the term shall be considered an amendment to the Standard Specifications. **In case of conflict between such amendments and the Standard Specifications, the amendments shall take precedence over and be used in lieu of the conflicting portions.**

In case of conflict between the Standard Specifications, the Amendments to Standard Specifications, and these special provisions, the special provisions shall take precedence over and be used in lieu of the conflicting portions.

1-1.02 DEFINITIONS AND TERMS

As used in the contract documents, unless the contract otherwise requires, the following terms have the following meaning:

CALTRANS - The State of California Department of Transportation.

CONTRACTOR - Contractor responsible for constructing the **CONTRACT OVERLAY - NORTH UPPER TRUCKEE ROAD (2 MILES)**, project.

COUNTY - The County of El Dorado, a political subdivision of the State of California

DOT / DEPARTMENT / DEPARTMENT OF TRANSPORTATION / RECIPIENT - The Department of Transportation as created by the Board of Supervisors for the County of El Dorado.

US DOT - The United States of America Department of Transportation.

DEPUTY DIRECTOR - The Deputy Director Engineering, Engineering Division or Deputy Director Engineering, Transportation Planning and Land Development Division in the Department of Transportation for the County of El Dorado.

DIRECTOR OF TRANSPORTATION - The Director or Interim Director of Transportation in the Department of Transportation for the County of El Dorado.

ENGINEER / STATE HIGHWAY ENGINEER - The Director of Transportation in the Department of Transportation for the County of El Dorado, or his/her authorized representative (Resident Engineer).

FHWA – Federal Highway Administration.

LABORATORY - The established laboratory of the El Dorado County Department of Transportation or laboratories authorized by the Engineer to test materials and work involved in the contract.

LAHONTAN - The California Regional Water Quality Control Board (CRWQCB) in the Lake Tahoe area known as the Lahontan Region. Regulatory agency which administers the National Pollution Discharge Elimination Permits in Tahoe.

MUTCD –California Manual on Uniform Traffic Control Devices, (FHWA’s MUTCD 2003 Edition including Revision 1 and 2, as amended for use in California, also called the California MUTCD 2010.

PLANS -The improvement plans titled “**CONTRACT OVERLAY - NORTH UPPER TRUCKEE ROAD (2 MILES)**” approved by El Dorado County Department of Transportation and the Standard Plans.

STANDARD PLANS - The May 2006 edition of the Standard Plans of the State of California, Department of Transportation (Caltrans).

STANDARD SPECIFICATIONS - The May 2006 edition of the Standard Specifications for the State of California, Department of Transportation (Caltrans).

STATE - County of El Dorado.

STPUD - South Tahoe Public Utility District.

SURVEYOR - An employee of the El Dorado County Department of Transportation who is a registered Land Surveyor or who is performing surveying under the license of a registered Land Surveyor who is also employed by the Department of Transportation.

TRPA - Tahoe Regional Planning Agency.

All other definitions and terms are in accordance with the Standard Specifications.

SECTION 2. PROPOSAL REQUIREMENTS AND CONDITIONS

2-1.01 GENERAL

The bidder’s attention is directed to the provisions in Section 2, "Proposal Requirements and Conditions," of the Standard Specifications and these special provisions for the requirements and conditions which it must observe in the preparation of the proposal form and the submission of the bid.

The first sentence of the second paragraph in Section 2-1.05, "Proposal Forms," of the Standard Specifications is amended to read:

“The Proposal form is bound together with the Notice to Bidders, Special Provisions, Agreement and attendant documents.”

A Proposal shall be deemed “Non-Responsive” if the proposal is submitted without the entire Contract Document package attached.

In addition to whom the bidder proposes to directly subcontract portions of the Work as required in accordance with Section 2-1.054, "Required Listing of Proposed Subcontractors," of the Standard Specifications, the list of subcontractors shall also set forth the percentage of work that will be done by each subcontractor listed. A sheet for listing the subcontractors is included in the Proposal.

The first sentence of the last paragraph in Section 2-1.07, "Proposal Guaranty," of the Standard Specifications is amended to read:

The bidder's bond shall conform to the bond form included in this proposal for the project "CONTRACT OVERLAY - NORTH UPPER TRUCKEE ROAD (2 MILES)", and shall be properly filled out and executed."

(DO NOT DETACH THE FORM).

The proposal shall be attached to and submitted with the contract documents bid package in its entirety.

The form of the bidder's bond mentioned in the last paragraph in Section 2-1.07, "Proposal Guaranty", of the Standard Specifications will be found in the Proposal. **The Bidder shall furnish one Bidder's Bond in an amount equal to at least ten percent (10%) of the total amount bid.**

In accordance with Public Contract Code Section 7106, a Noncollusion Affidavit is included in the proposal. Signing the proposal shall also constitute signature of the Noncollusion Affidavit.

2-1.02 REQUIRED LISTING OF PROPOSED SUBCONTRACTORS

Section 2-1.054, "Required Listing of Proposed Subcontractors," of the Standard Specifications is amended to read:

2-1.054 Required Listing of Proposed Subcontractors; Each Proposal shall have listed therein the name, contractor's license number and address of each subcontractor to whom the bidder proposes to subcontract portions of the work in an amount in excess of 0.5 % of the total bid or \$10,000, whichever is greater, in accordance with the Subletting and Subcontracting Fair Practices Act, commencing with Section 4100 of the Public Contract Code. The Bidder shall also describe in the Subcontractor Listing the work to be performed by each subcontractor listed. The work to be performed by the subcontractor shall be shown by listing the bid item number, bid item description, and portion of the work to be performed by the subcontractor in the form of a percentage calculated by dividing the work to be performed by the subcontractor by the respective bid item amount(s) (not by the total bid price). The percentage of each bid item subcontracted may be submitted with the Bidder's bid or sent via email or fax to Janel Gifford, El Dorado County Department of Transportation, email-Janel.Gifford@edcgov.us, Fax-(530) 626-0387 by 4:00 p.m. on the first business day after the bid opening. The email or fax shall contain the name of each subcontractor submitted with the Bidder's bid along with the bid item number, bid item description, and the percentage of each bid item subcontracted, as described above. At the time bids are submitted, all listed subcontractors shall be properly licensed to perform their designated portion of the work. The bidder's attention is directed to other provisions of the Act related to the imposition of penalties for failure to observe its provisions by using unauthorized subcontractors or by making unauthorized substitutions.

Forms for listing the subcontractors who will work on this Project are included in the Proposal section of these Contract Documents.

2-1.03 INCLUSION OF FEDERAL FORM 1273 CONTRACT PROVISIONS (NOT USED)

2-1.04 FEDERAL LOBBYING RESTRICTIONS (NOT USED)

2-1.05 DISADVANTAGED BUSINESS ENTERPRISE (DBE) (NOT USED)

2-1.06 COMPLIANCE WITH FEDERAL, STATE AND LOCAL AGENCY REQUIREMENTS (NOT USED)

2-1.07 COST PRINCIPLES (NOT USED)

2-1.08 BID PROTEST PROCEDURE

The protest procedure is intended to handle and resolve disputes related to the bid award for this project pursuant to County of El Dorado policies and procedures

The protest procedure is an extension of the formal bid process and allows those who wish to protest the recommendation of an award after bid the opportunity to be heard.

Policy: Upon completion of the bid evaluation, the Department of Transportation shall notify all bidders of the recommendation of award, the basis therefore, and the date and time on which the recommendation for award will be considered and acted upon by the Board of Supervisors. All bidders may attend the Board of Supervisors meeting at the time the agenda item is considered, address the Board of Supervisors, and be heard.

Procedure: If a bidder wishes to protest the award, the procedure shall be as follows:

1. The Department of Transportation will review the bids received in a timely fashion under the terms and conditions of the Notice to Bidders, and notify the bidders in writing, at the address designated in the bid, of its recommendation including for award or rejection of bids (“All Bidders Letter”).
2. Within five (5) working days from the date of the “All Bidders Letter,” the bidder protesting the recommendation for award shall submit a letter of protest to the County of El Dorado, Department of Transportation, Attention Janel Gifford, 2850 Fairlane Court, Placerville, CA 95667, and state in detail the basis and reasons for the protest. The bidder must provide facts to support the protest, including any evidence it wishes to be considered, together with the law, rule, regulation, or criteria on which the protest is based.
3. If the Department of Transportation finds the protest to be valid, it may modify its award recommendations and notify all bidders of that decision. If the Department of Transportation does not agree with the protest, or otherwise fails to resolve the protest, the Department of Transportation will notify the bid protestor and all interested parties of its decision and the date and time that the recommendation for award will be agendized for the Board of Supervisors’ consideration and action. The Department of Transportation shall also include in its report to the Board of Supervisors the details of the bid protest.
4. The bidder may attend the Board of Supervisors meeting at which the recommendation and bid protest will be considered. The Board of Supervisors will take comment from the bidder, staff, and members of the public who wish to speak on the item. In the event that the bidder is not in attendance at that time, the bid protest may be dismissed by the Board of Supervisors without further consideration of the merits; and

In its discretion, the County of El Dorado may accept or reject any bids. The decision of the Board of Supervisors shall be final in accepting or rejecting the bid protest, awarding the bid, or rejecting any or all bids.

2-1.09 RELIABLE CONTRACTOR DECLARATION (NOT USED)

SECTION 3. AWARD AND EXECUTION OF CONTRACT

3-1.01 GENERAL

The bidder's attention is directed to the provisions in Section 3, "Award and Execution of Contract," of the Standard Specifications and these special provisions for the requirements and conditions concerning award and execution of contract.

3-1.02 AWARD OF CONTRACT

Section 3-1.01, "Award of Contract," of the Standard Specifications is amended to read:

3-1.01 Award of Contract: The right is reserved to reject any and all Proposals. The award of the Contract, if it be awarded, will be to the lowest, responsive, responsible bidder whose Proposal complies with all the requirements prescribed. Such award, if made, will be made within sixty (60) days after the opening of the Proposals. This period will be subject to extension for such further period as may be agreed upon in writing between the Department and the bidder concerned.

All bids will be compared on the basis of the Proposal Pay Items and Bid Price Schedule of the quantities of work to be done.

The lowest, responsive, responsible bidder shall be the bidder submitting the lowest additive total of all the bid items. In the event of a discrepancy between the unit price bid and the extended unit total as stated on the Proposal, the amount bid for the unit price shall control and shall be utilized in calculating the additive total of the bid items for purposes of award, including revisions by Addenda, and as specified in the Proposal instructions.

3-1.03 EXECUTION OF CONTRACT

Attention is directed to the "Notice to Bidders" and "Proposal" for this Contract. Barring some unforeseen irregularity, Notice of Award will be sent to the lowest responsive responsible bidder after approval by the El Dorado County Board of Supervisors.

The successful bidder shall return the signed Contract, the Contract bonds, a California Form 590-Withholding Exemption Certificate, a Federal Form W-9-Request for Taxpayer Identification Number and Certification, and certificates of insurance to the Office of the Department of Transportation **within five (5) days, not including Saturdays, Sundays, and legal holidays, of the date of the Notice of Award of Contract letter.** Priority delivery or mail of these documents should be to attention Janel Gifford at the El Dorado County Department of Transportation, 2850 Fairlane Court, Placerville CA 95667, Janel.Gifford@edcgov.us.

The failure of the successful bidder to furnish any bond required of it by law or by this Agreement, or the failure to execute the Contract, or the failure to provide the required insurance documents within the time fixed for the execution of the Contract and return of the bonds and insurance constitutes a failure to execute and return the Contract as required herein. Upon such failure or refusal to return the executed Agreement, or to provide the bonds or insurance documents required herein, the bidder's security shall be forfeited to the County.

SECTION 4. BEGINNING OF WORK, TIME OF COMPLETION AND LIQUIDATED DAMAGES

4-1.01 GENERAL

Attention is directed to the provisions in Section 8-1.06, "Time of Completion," and in Section 8-1.07, "Liquidated Damages," of the Standard Specifications and these special provisions.

Section 8-1.03, "Beginning of Work" of the Standard Specifications shall not apply and shall be replaced with the following:

The contract working days shall begin on the date stated in the Notice to Proceed issued by the Department of Transportation.

The work shall be diligently prosecuted to completion before the expiration of **TWENTY WORKING DAYS**.

The Contractor shall pay to the County of El Dorado the sum of one thousand nine hundred dollars (**\$1,900.00**) per day, for each and every calendar day's delay in finishing the work in excess of **TWENTY (20) WORKING DAYS**. The County will suspend the assessment of liquidated damages for each day between October 15 and May 1 on which climatic conditions or governing agency rules and regulation prohibit the Contractor from performing the Work.

Contractor is advised that most construction operations are prohibited by local agency ordinances in the period between October 15 and May 1. Contractor is responsible for contacting the TRPA and Lahontan to determine the conditions under which this requirement may be modified for specific types of work and for unusual weather conditions.

4-1.02 CONTRACT WORKING HOURS

Contractor shall schedule its work day between the hours of 8:00 a.m. to 6:30 p.m. weekdays. These work hours may be extended only with the written approval of the Engineer. Attention is directed to Section 10-1.05 "Maintaining Traffic" of these Special Provisions.

4-1.03 CONTRACTOR SUBMITTALS

Contractor may provide the Submittals required in Section 4-1.03, "Contractor Submittals," to the Engineer as early as ten (10) working days after the receipt of the Notice of Award, but must comply with these submittal requirements within five (5) working days of receipt of Notice to Proceed, or as stated below. Contractor shall provide a minimum of two (2) hardcopies of each submittal listed below. Additional copies may be required at the request of the Engineer.

- Contractor must submit a Construction Schedule for the Engineer's review and approval. The first two paragraphs of Section 8-1.04, "Progress Schedule," of the Standard Specifications shall not apply. If the Engineer requires changes to the initial Construction Schedule, Contractor shall provide the Engineer with a revised schedule within three (3) working days of receipt of notification requiring changes to the initial Construction Schedule. Subsequent Schedules shall be updated and submitted to the Engineer at the weekly meetings if Contractor falls behind the initially approved schedule by more than three (3) days. Contents of all schedules shall conform to paragraphs three, four, and five of Section 8-1.04, "Progress Schedule," of the Standard Specifications.
- Contractor must submit the name and address of its authorized representative who is to receive all written notices under this Contract. In accordance with Section 4-1.04 "Pre-Construction Conference and Weekly Meetings" of these Special Provisions Contractor shall submit the name of superintendent(s).
- Contractor must submit a Temporary Erosion Control Plan that shall include the locations and descriptions of erosion control measures and daily clean up measures in accordance with all federal, state, and local agency regulations, the Plans, and these Special Provisions. Contractor may use the temporary erosion control measures and details shown on the Plans in preparing a Temporary Erosion Control Plan. However, Contractor's Temporary Erosion Control Plan shall show specifically where filter fence, weighted fiber rolls or gravel-filled rolls will be applied, where the concrete wash areas will be located, and any additional temporary erosion control required due to Contractor's method of operation. Contractor's Temporary Erosion Control Plan shall also detail specifically what temporary erosion control measures will be applied and where the temporary erosion control measures will be placed in any area to be used to store Contractor's materials, equipment, and supplies. All temporary erosion control measures, their implementation, and maintenance shall conform to the Plans and the provisions outlined in Section 10-1.12, "Temporary Erosion Control Measures," of these Special Provisions. Contractor shall not propose or use alternative temporary erosion control measures unless the Contract Documents specify where and which alternatives may be used.

- Contractor must submit a Traffic Control Plan for the Engineer's review and approval. All Traffic Control shall be in accordance with Section 10-1.03, "Construction Area Traffic Control Devices," Section 10-1.04, "Construction Area Signs," Section 10-1.05, "Maintaining Traffic," and Section 10-1.06, "Traffic Control System For Lane Closure," of these Special Provisions.

A written schedule of planned lane closures for the next week period shall be submitted five days prior to the planned closure to the Engineer. The Lane Closure Schedule, shall show the locations and times of the proposed closures. Closure Schedules submitted to the Engineer with incomplete or inaccurate information will be rejected and returned for correction and resubmitted. The Contractor will be notified of disapproved closures or closures that require coordination with other parties as a condition of approval.

- The Dust Control Plan shall be in accordance with Section 5-1.39, "Dust and Tracking Control," of these Special Provisions and in accordance with the applicable Item descriptions.

The Contractor must comply with the time frames listed in the applicable special provisions sections for the following submittals:

- Contractor must submit AC mix designs and testing in accordance with Section 10-1.08 "Asphalt Concrete," of these Special Provisions.
- Contractor must submit concrete mix designs in accordance with Section 90, "Portland Cement Concrete," of the Standard Specifications and Section 10-1.11, "Concrete Structures," of these Special Provisions.
- Contractor must submit all certificates of compliance in accordance with these special provisions and the Standard Specifications.

No mobilization payments will be made until **all** of the above submittals have been reviewed and approved by the Engineer. When weekly schedule update submittals are required, the provisions regarding this submittal and progress payments shall be in accordance with paragraphs three, four, and five of Section 8-1.04, "Progress Schedule", of the Standard Specifications.

Approval of all submittals by the Engineer does not relieve Contractor of its responsibility to perform the work in an acceptable manner and in accordance with the Plans, the Standard Specifications, and these Special Provisions. County review is only for general conformance with the design concept of the project and general compliance with the information given in the Contract Documents. Contractor is responsible for dimensions which shall be confirmed and correlated at the project site; fabrication processes and techniques of construction; coordination of its work with that of all other trades, and the satisfactory performance of its work.

4-1.04 PRE-CONSTRUCTION CONFERENCE AND WEEKLY MEETINGS

A pre-construction conference will be scheduled by the Resident Engineer after the project is awarded and prior to the issuance of the Notice to Proceed. The conference will be held at the Tahoe Engineering Office, 924 B Emerald Bay Road, South Lake Tahoe to discuss important aspects of the project and all essential matters pertaining to the prosecution and the satisfactory completion of the project as required. The Contractor shall bring all required schedules and documents to the conference.

The Contractor's representatives at this conference shall include all major superintendents for the work and may include major Subcontractors. At this conference, the Contractor shall submit in writing, signed by the officers of the corporation if applicable, the names of two employees who will be the superintendents on the project. The second name serves as an alternate in the absence of the first designee. The superintendent shall be on the site at all times that work is in progress.

Weekly meetings will be to discuss construction issues and scheduling. The Contractor's (or designee's) attendance is mandatory.

Full compensation for the required attendance shall be considered as included in the various items of work and no additional compensation will be allowed therefore.

4-1.05 PROSECUTION AND PROGRESS

Attention is directed to the provisions of Section 8 of the Standard Specifications.

The Contractor shall notify the Engineer within two (2) working days of any occurrence, which in the Contractor's opinion entitles him to an extension of time for completion. Such notice shall be in writing. The Engineer shall acknowledge, in writing, receipt of any such claim by the Contractor within five (5) working days of its receipt.

SECTION 5. GENERAL

SECTION 5-1 MISCELLANEOUS

5-1.01 CONTRACT BONDS

Attention is directed to Section 3-1.02, "Contract Bonds," of the Standard Specifications and these special provisions.

The performance bond shall be in a sum not less than one hundred percent (100%) of the total amount payable by the terms of the contract.

The payment bond shall be in a sum not less than one hundred percent (100%) of the total amount payable by the terms of the contract.

5-1.02 COST REDUCTION INCENTIVE

Attention is directed to Section 5-1.14, "Cost Reduction Incentive," of the Standard Specifications.

Prior to preparing a written cost reduction proposal, the Contractor shall request a meeting with the Engineer to discuss the proposal in concept. Items of discussion will also include permit issues, impact on other projects, impact on the project schedule, peer reviews, overall merit of the proposal, and review times required by the Department and other agencies.

If a cost reduction proposal submitted by the Contractor, and subsequently approved by the Engineer, provides for a reduction in contract time, fifty percent (50%) of that contract time reduction shall be credited to the County by reducing the contract working days, not including plant establishment. Attention is directed to "Beginning of Work, Time of Completion and Liquidated Damages" of these special provisions regarding the working days.

If a cost reduction proposal submitted by the Contractor, and subsequently approved by the Engineer, provides for a reduction in traffic congestion or avoids traffic congestion during construction, sixty percent (60%) of the estimated net savings in construction costs attributable to the cost reduction proposal will be paid to the Contractor. In addition to the requirements in Section 5-1.14, "Cost Reduction Incentive," of the Standard Specifications, the Contractor shall provide detailed comparisons of the traffic handling between the existing contract and the proposed change, and estimates of the traffic volumes and congestion.

5-1.03 LABOR NONDISCRIMINATION

Attention is directed to the following Notice that is required by Chapter 5 of Division 4 of Title 2, California Code of Regulations.

**NOTICE OF REQUIREMENT FOR NONDISCRIMINATION PROGRAM
(GOVERNMENT CODE SECTION 12990)**

Attention is directed to the "Nondiscrimination Clause", set forth in Section 7-1.01A(4), "Labor Nondiscrimination," of the Standard Specifications, which is applicable to all nonexempt State contracts and subcontracts, and to the "Standard California Nondiscrimination Construction Contract Specifications" set forth therein. The specifications are applicable to all nonexempt State construction contracts and subcontracts of \$5,000 or more.

5-1.04 PREVAILING WAGE REQUIREMENTS

In accordance with the provisions of California Labor Code Sections 1770 et seq, including but not limited to Sections 1773, 1773.1, 1773.2, 1773.6, and 1773.7, the general prevailing rate of wages in the county in which the Work is to be done has been determined by the Director of the California Department of Industrial Relations. These wage rates appear in the California Department of Transportation publication entitled General Prevailing Wage Rates.

Interested parties can obtain the current wage information by submitting their requests to the Department of Industrial Relations, Division of Labor Statistics and Research, PO Box 420603, San Francisco CA 94142-0603, Telephone (415) 703-4708 or by referring to the website at <http://www.dir.ca.gov/dlsr/PWD>. The rates at the time of the bid advertisement date of a project will remain in effect for the life of the project in accordance with the California Code of Regulations, as modified and effective January 27, 1997.

Copies of the general prevailing rate of wages in the county in which the Work is to be done are also on file at the Department of Transportation's principal office, and are available upon request.

In accordance with the provisions of Labor Code 1810, eight (8) hours of labor shall constitute a legal day's work upon all work done hereunder, and Contractor and any subcontractor employed under this Contract shall conform to and be bound by the provisions of Labor Code Sections 1810 through 1815.

5-1.05 APPRENTICES

Attention is directed to Sections 1777.5, 1777.6 and 1777.7 of the California Labor Code and Title 8, California Code of Regulations Section 200 et seq. To ensure compliance and complete understanding of the law regarding apprentices, and specifically the required ratio thereunder, each Contractor or subcontractor should, where some question exists, contact the Division of Apprenticeship Standards, 455 Golden Gate Avenue, San Francisco, CA 94102, or one of its branch offices prior to commencement of work on the public works contract. Responsibility for compliance with this section lies with the Contractor.

It is County policy to encourage the employment and training of apprentices on public works contracts as may be permitted under local apprenticeship standards.

5-1.06 CERTIFIED PAYROLL

As required under the provisions of Labor Code Section 1776, the Contractor and any subcontractors shall keep accurate payroll records as follows:

1. The payroll records shall show the name, address, social security number, work classification, straight time and overtime hours worked each day and week, and the actual per diem wages paid to each journeyman, apprentice, worker, or other employee employed by the Contractor or subcontractors in connection with this project.
2. A certified copy of all payroll records enumerated above shall be available for inspection at all reasonable hours at the principal office of the Contractor as follows:
 - a. Make available or furnish to the employee or his or her authorized representative on request.
 - b. Make available for inspection or furnished upon request to a representative of the County, the State Division of Labor Standards Enforcement, and the Division of Apprenticeship Standards of the State Department of Industrial Relations.
 - c. Make available upon request by the public for inspection or copies thereof made; provided, however, that a request by the public shall be made through either the County, the State

Division of Labor Standards Enforcement, or the State Division of Apprenticeship Standards. The requesting party shall, prior to being provided the records, reimburse the costs of preparation by the Contractor, subcontractor, and the entity through which the request was made. The public shall not be given access to the records at the principal office of the Contractor.

5-1.07 PREVAILING WAGE NOTICING REQUIREMENTS (NOT USED)

5-1.08 UNSATISFACTORY PROGRESS

If the number of working days charged to the contract exceeds 75 percent of the working days in the current time of completion and the percent working days elapsed exceeds the percent work completed by more than 15 percentage points, the Department will withhold 10 percent of the amount due on the current monthly estimate.

The percent working days elapsed will be determined from the number of working days charged to the contract divided by the number of contract working days in the current time of completion, expressed as a percentage. The number of contract working days in the current time of completion shall consist of the original contract working days increased or decreased by time adjustments approved by the Engineer.

The percent work completed will be determined by the Engineer from the sum of payments made to date plus the amount due on the current monthly estimate, divided by the current total estimated value of the work, expressed as a percentage.

When the percent of working days elapsed minus the percent of work completed is less than or equal to 15 percentage points, the funds withheld shall be returned to the Contractor with the next monthly progress payment.

Funds kept or withheld from payment, due to the failure of the Contractor to comply with the provisions of the contract shall not be considered to be a payment due the contractor for purposes of Public Contract Code Section 20104.5 until such time as the Contractor complies with the provisions of the contract and this section in particular.

5-1.09 DISPUTES RESOLUTION

As permitted by Public Contract Code section 20104, the County has elected to resolve any claims between the Contractor and the County pursuant to Article 7.1 (commencing with Section 10240) of Chapter 1 of Part 2 of the Public Contract Code. Attention is directed to Section 9, "Measurement and Payment" of the Standard Specifications for the contract claim procedure. The provisions of that Section constitute a non-judicial claim settlement procedure, and also step one of a two-step claim presentment procedure by agreement under Section 930.2 of the California Government Code. Specifically, step one is compliance with the contract claim procedure in accordance with the Contract Documents, including, but not limited to, Section 9, "Measurement and Payment" of the Standard Specifications. Step two is the filing of a timely Government Code Section 910 et seq. claim in accordance with the California Government Code. Any such claim shall affirmatively indicate Contractor's prior compliance with the contract claim procedure herein and previous dispositions under Section 9, "Measurement and Payment" of the Standard Specifications. Any claim that fails to conform to the contract claim procedure required in step one may not be asserted in any subsequent Government Code Section 910 et seq. claim.

As a condition precedent to arbitration or litigation, claims must first be mediated. Mediation shall be non-binding and utilize the services of a mediator mutually acceptable to the parties and, if the parties cannot agree, a mediator selected by the American Arbitration Association from its panel of approved mediators trained in construction industry mediation. All statutes of limitations shall be tolled from the date of the demand for mediation until a date two weeks following the mediation's conclusion. The cost of mediation shall be equally shared by the parties.

If Contractor fails to comply with these claim procedures as to any claim, then Contractor waives its rights to such claim. County shall not be deemed to waive or alter any provision of this section or Section

9, "Measurement and Payment" of the Standard Specifications if, at County's sole discretion, County administers a claim in a manner not in accord with those provisions.

These provisions shall survive termination, breach, or completion of the Contract Documents.

5-1.10 PAYMENT OF WITHHELD FUNDS

The Department will retain 10% of the value of each progress payment (excluding mobilization payments) from each progress payment. After the Engineer determines that the project is substantially complete, the Department may, at the Engineer's sole discretion, release half of all retention previously withheld and reduce any subsequent retentions withheld from progress payments to 5% of the value of any subsequent progress payments (excluding mobilization payments). The retained funds shall be retained until thirty five (35) days after recordation of the Notice of Acceptance.

The Contractor may elect to receive one hundred percent (100%) of payments due under the Contract from time to time, without retention of any portion of the payment by the County, by depositing securities of equivalent value with the County in accordance with the provisions of Section 22300 of the California Public Contract Code. Securities eligible for deposit hereunder shall be limited to those listed in Section 16430 of the Government Code, or bank or savings and loan certificates of deposit.

Funds withheld from progress payments to ensure performance of the contract that are eligible for payment into escrow or to an escrow agent pursuant to Section 22300 of the Public Contract Code do not include funds withheld or deducted from payment due to failure of the Contractor to fulfill a contract requirement.

5-1.11 RECORDS

The Contractor shall maintain cost accounting records for the contract pertaining to, and in such a manner as to provide a clear distinction between the following six categories of costs of work during the life of the contract:

- A. Direct costs of contract item work.
- B. Direct costs of changes in character in conformance with Section 4-1.03C, "Changes in Character of Work," of the Standard Specifications.
- C. Direct costs of extra work in conformance with Section 4-1.03D, "Extra Work," of the Standard Specifications.
- D. Direct costs of work not required by the contract and performed for others.
- E. Direct costs of work performed under a notice of potential claim in conformance with the provisions in Section 9-1.04, "Notice of Potential Claim," of the Standard Specifications.
- F. Indirect costs of overhead.

Cost accounting records shall include the information specified for daily extra work reports in Section 9-1.03C, "Records," of the Standard Specifications. The requirements for furnishing the Engineer completed daily extra work reports shall only apply to work paid for on a force account basis.

The cost accounting records for the contract shall be maintained separately from other contracts, during the life of the contract, and for a period of not less than three (3) years after the date of acceptance of the Work. If the Contractor intends to file claims against the Department, the Contractor shall keep the cost accounting records specified above until complete resolution of all claims has been reached.

5-1.12 RECORDS EXAMINATION AND AUDIT REQUIREMENTS

Contractor shall maintain and make available to the State Auditor and County or to any of their duly authorized representatives all books, papers, job cost records, detailed cost estimates, claims, and accounts, including payment, property, payroll, personnel, subcontractor records, and financial records related to or which arise out of the Work or under terms of this Contract. Contractor shall maintain such books, records, data and documents in accordance with generally accepted accounting principles and in accordance with these special provisions and federal and state requirements. These books, papers, records, claims, and accounts shall be made available for examination during normal business hours and shall be readily available and accessible at Contractor's principal place of business in California, for audit during normal business hours at such place of business. Contractor shall provide office space,

photocopies and other assistance to enable audit or inspection representatives to conduct such audits or inspections. This right to audit books and records directly related to this Contract shall also extend to any first-tier subcontractors employed under this Contract. Contractor shall incorporate this provision in any subcontract entered into as a result of this Contract and shall require its subcontractors to agree to cooperate with the above-listed agencies by making all appropriate and relevant Project records available to those agencies for audit and copying.

All of Contractor's books, papers, job cost records, detailed cost estimates, claims, and accounts, including payment, property, payroll, personnel, subcontractor records, and financial records related to or which arise out of the work or under terms of this Contract shall be retained for access, inspection and/or audit by the State Auditor, County or their duly authorized representatives for at least three (3) years after County's final payment to Contractor and/or the final resolution of any claims under this Contract. Contractor shall incorporate this provision in any subcontract entered into as a result of this Contract.

5-1.13 SUBCONTRACTOR AND DBE RECORDS (NOT USED)

5-1.14 DBE CERTIFICATION STATUS (NOT USED)

5-1.15 BUY AMERICA REQUIREMENTS (NOT USED)

5-1.16 SUBCONTRACTING

No subcontract releases the Contractor from the contract or relieves the Contractor of their responsibility for a subcontractor's work.

If the Contractor violates Pub Cont Code § 4100 et seq., the County of El Dorado may exercise the remedies provided under Pub Cont Code § 4110. The County of El Dorado may refer the violation to the Contractors State License Board as provided under Pub Cont Code § 4111.

The Contractor shall perform work equaling at least 30 percent of the value of the original total bid with the Contractor's own employees and equipment, owned or rented, with or without operators.

Each subcontract must comply with the contract.

Each subcontractor must have an active and valid State contractor's license with a classification appropriate for the work to be performed (Bus & Prof Code, § 7000 et seq.).

Submit copies of subcontracts upon request by the Engineer.

Do not use a debarred contractor; a current list of debarred contractors is available at the Department of Industrial Relations' Web site.

Upon request by the Engineer, immediately remove and not again use a subcontractor who fails to prosecute the work satisfactorily.

5-1.17 PROMPT PROGRESS PAYMENT TO SUBCONTRACTORS

Attention is directed to Section 7108.5 of the Business and Professions Code, which requires a prime contractor or subcontractor to pay any subcontractor not later than ten (10) days of receipt of each progress payment unless otherwise agreed to in writing. Any violation of Section 7108.5 shall subject the violating contractor or subcontractor to the penalties, sanction and other remedies of that section. This requirement shall not be construed to limit or impair any contractual, administrative, or judicial remedies otherwise available to the contractor or subcontractor in the event of a dispute involving late payment or nonpayment by the prime contractor, deficient subcontract performance, or noncompliance by a subcontractor.

5-1.18 PROMPT PAYMENT OF WITHHELD FUNDS TO SUBCONTRACTORS

The Department shall hold retainage from the prime Contractor, as determined by the Department, of the contract work and pay retainage to the prime Contractor in accordance with "Payment of Withheld

Funds” of these special provisions. The prime Contractor or subcontractor shall return all monies withheld in retention from the subcontractor within 30 days after receiving payment of withheld funds from the Department or prime contractor as applicable. Any violation of this provision shall subject the violating Contractor or subcontractor to the penalties, sanctions, and remedies specified in Section 7108.5 of the California Business and Professions Code. This requirement shall not be construed to limit or impair and contractual, administrative, or judicial remedies otherwise available to the prime contractor or subcontractor in the event of a dispute involving late payment or non payment by the prime contractor, deficient subcontract or performance, and/or noncompliance by a subcontractor.

5-1.19 PERFORMANCE OF SUBCONTRACTORS (NOT USED)

5-1.20 INTEREST ON PAYMENTS

Interest shall be payable on progress payments, payments after acceptance, final payments, extra work payments, and claim payments as follows:

- A. Unpaid progress payments, payment after acceptance, and final payments shall begin to accrue interest 30 days after the receipt of an undisputed and properly submitted pay request from the Contractor defined herein as the pay estimate prepared by the Engineer and approved by the Contract Administrator for the County.
- B. Unpaid extra work bills shall begin to accrue interest 30 days after preparation of the first pay estimate following receipt of a properly submitted and undisputed extra work bill. To be properly submitted, the bill must be submitted within 7 days of the performance of the extra work and in conformance with the provisions in Section 9-1.03C, "Records," and Section 9-1.06, "Partial Payments," of the Standard Specifications. An undisputed extra work bill not submitted within 7 days of performance of the extra work will begin to accrue interest 30 days after the preparation of the second pay estimate following submittal of the bill.
- C. The rate of interest payable for unpaid progress payments, payments after acceptance, final payments, and extra work payments shall be 10 percent per annum.
- D. The rate of interest payable on unpaid and undisputed claims shall be 6 percent per annum. Interest shall begin to accrue 61 days after the Contractor submits to the Engineer information in sufficient detail to enable the Engineer to accept the claim statement.

The rate of interest payable on any award in arbitration shall not exceed 6% per annum in accordance with Public Contract Code Section 10240.13.

5-1.21 ASSIGNMENT OF ANTITRUST ACTION

In entering into a public works contract or a subcontract to supply goods, services, or materials pursuant to a public works contract, the Contractor offers and agrees and will require all of its subcontractors and suppliers to agree to assign to the awarding body all rights, title, and interest in and to all causes of action it may have under Section 4 of the Clayton Act (15 U.S.C. Sec. 15) or under the Cartwright Act (Chapter 2 (commencing with Section 16700) of Part 2 of Division 7 of the Business and Professions Code), arising from purchases of goods, services, or materials pursuant to the public works contract or the subcontract. This assignment shall be made and become effective at the time the awarding body tenders final payment to Contractor, without further acknowledgment by the parties.

If an awarding body or public purchasing body receives, either through judgment or settlement, a monetary recovery for a cause of action assigned under Government Code Sections 4550-4554, the assignor shall be entitled to receive reimbursement for actual legal costs incurred and may, upon demand, recover from the public body any portion of the recovery, including treble damages, attributable to overcharges that were paid by the assignor but were not paid by the public body as part of the bid price, less the expenses incurred in obtaining that portion of the recovery. Upon demand in writing by the assignor, the assignee shall, within one year from such demand, reassign the cause of action assigned under Government Code Sections 4550-4554 if the assignor has been or may have been injured by the violation of law for which the cause of action arose and (a) the assignee has not been injured thereby, or (b) the assignee declines to file a court action for the cause of action.

5-1.22 PUBLIC SAFETY

The Contractor shall provide for the safety of traffic and the public in conformance with the provisions in Section 7-1.09, "Public Safety," of the Standard Specifications and these special provisions.

5-1.23 TESTING

Testing of materials and work shall conform to the provisions in Section 6-3, "Testing," of the Standard Specifications and these special provisions.

Whenever the provisions of Section 6-3.01, "General," of the Standard Specifications refer to tests or testing, it shall mean tests to assure the quality and to determine the acceptability of the materials and work.

The Engineer will deduct the costs for testing of materials and work found to be unacceptable, as determined by the tests performed by the Department, and the costs for testing of material sources identified by the Contractor which are not used for the work, from moneys due or to become due to the Contractor. The amount deducted will be determined by the Engineer.

5-1.24 REMOVAL OF ASBESTOS AND HAZARDOUS SUBSTANCES

When the presence of asbestos or hazardous substances is not shown on the plans or indicated in the specifications and the Contractor encounters materials which the Contractor reasonably believes to be asbestos as defined in Section 25914.1 of the Health and Safety Code or a hazardous substance as defined in Section 25117 of the Health and Safety Code, and the asbestos or hazardous substance has not been rendered harmless, the Contractor may continue work in unaffected areas reasonably believed to be safe. The Contractor shall immediately cease work in the affected area and report the condition to the Engineer in writing.

In conformance with Section 25914.1 of the Health and Safety Code, removal of asbestos or hazardous substances including exploratory work to identify and determine the extent of the asbestos or hazardous substance will be performed by separate contract.

If delay of work in the area delays the current controlling operation, the delay will be considered a right of way delay and the Contractor will be compensated for the delay in conformance with the provisions in Section 8-1.09, "Right of Way Delays," of the Standard Specifications.

5-1.25 AIR POLLUTION CONTROL

Attention is directed to the Section 7-1.01F, "Air Pollution Control" of the Standard Specifications, the section entitled "Dust Control" elsewhere in these special provisions.

The Contractor's attention is directed to the El Dorado County Air Quality Management District (AQMD) Rules and Regulations, Ordinances and other applicable statutes relating to pollution prevention or abatement.

The Contractor shall comply with applicable State and County Air Quality Management District (AQMD) rules and regulations regarding reduction of construction related impacts on air quality, including the implementation of the following measures, as well as measures found else where in these special provisions and the Standard Specifications:

- Use low-emission onsite mobile construction equipment.
- Maintain equipment in tune per manufacturer's specifications.
- Retard diesel engine injection timing by two to four degrees unless not recommended by manufacturer (due to lower emission output in-place).
- Use reformulated low-emission diesel fuel.
- Substitute electric and gasoline-powered equipment for diesel-powered equipment where feasible.
- Use catalytic converters on gasoline-powered equipment.

- Do not leave inactive construction equipment idling for prolonged periods (i.e., more than 2 minutes).

Full compensation for conforming to the requirements in this section shall be considered as included in the prices for the various contract items of work and no additional compensation will be allowed therefor.

5-1.26 FINAL INSPECTION AND ACCEPTANCE OF THE CONTRACT

Section 7-1.17, "Acceptance of Contract" of the Standard Specifications is amended to read:

When the Engineer has made the final inspection and determines that the contract work has been completed in all respects in accordance with the plans and specifications, the Engineer will recommend to the Board of Supervisors that the contract be accepted and the Notice of Acceptance be recorded to accept the contract, and immediately upon and after the acceptance by the Board of Supervisors, notwithstanding Section 7-1.15 "Relief From Maintenance and Responsibility" of the Standard Specifications, the Contractor will be relieved of the duty of maintaining and protecting the work as a whole, and the Contractor will not be required to perform any further work thereon except work required under "Guarantee," of these Special Provisions; and the Contractor shall be relieved of the responsibility for injury to persons or property or damage to the work which occurs after the formal acceptance by the Board of Supervisors.

5-1.27 GUARANTEE GENERAL

The Contractor shall guarantee the work is in accordance with contract requirements and remains free from substantial defects in materials and workmanship for a period of one year after contract acceptance. For certain portions of the work where the Director relieves the Contractor of responsibility in accordance with Section 7-1.15, "Relief from Maintenance and Responsibility," of the Standard Specifications, the guarantee period starts on the relief date and ends one year there from.

Substantial defects in materials and workmanship means defective work objectively manifested by damaged, displaced, or missing parts or components and workmanship resulting in improper function of materials, components, equipment, or systems, as installed or manufactured by the Contractor, subcontractor, supplier, or manufacturer.

During the guarantee period, the Contractor shall repair or replace contract work and associated work which is not in accordance with contract requirements or has substantial defects in materials and workmanship. The Contractor shall perform the corrective work with no expense to the Department other than State-provided field inspection services.

The guarantee of work excludes damage or displacement that is outside the control of the Contractor and caused by normal wear and tear, improper operation, insufficient maintenance, abuse, unauthorized modification, or natural disaster as described in Section 7-1.165, "Damage by Storm, Flood, Tsunami or Earthquake," of the Standard Specifications.

The Contractor shall have the same insurance coverage during corrective work operations as prior to contract acceptance, in accordance Section 7 "Contractor's Insurance" of these special provisions.

The contract bonds furnished in accordance with Section 3-1.02, "Contract Bonds," of the Standard Specifications must remain in full force and effect during the guarantee period and until all corrective work is complete.

In the case of conflict between this guarantee provision and any warranty provision included in the contract, the warranty provision shall govern for the specific construction product or feature covered.

CORRECTIVE WORK

During the guarantee period, the Department will monitor performance of the highway facilities completed by the Contractor and will perform a thorough review of the contract work at least 60 days before the expiration of the one-year guarantee.

If the Engineer discovers contract work not in compliance with contract requirements or that has substantial defects in materials and workmanship, at any time during the guarantee period, a list of items that require corrective work will be developed and forwarded to the Contractor. Within 15 days of receipt of a list, the Contractor shall submit to the Engineer a detailed plan for performing corrective work. The work plan shall include a start to finish schedule. It shall include a list of labor, equipment, materials, and any special services intended to be used. It shall clearly show related work including traffic control, temporary delineation, and permanent delineation.

The Contractor shall start the corrective and related work within 15 days of receiving notice from the Engineer that the Contractor's work plan is approved. The corrective work shall be diligently prosecuted and completed within the time allotted in the approved work plan.

If the Engineer determines that corrective work, covered by the guarantee, is urgently needed to prevent injury or property damage, the Engineer will give the Contractor a request to start emergency repair work and a list of items that require repair work. The Contractor shall mobilize within 24 hours and diligently perform emergency repair work on the damaged highway facilities. The Contractor shall submit a work plan within 5 days of starting emergency repair work.

If the Contractor fails to commence and execute, with due diligence, corrective work and related work required under the guarantee in the time allotted, the Engineer may proceed to have the work performed by State forces or other forces at the Contractor's expense. Upon demand, the Contractor shall pay all costs incurred by the Department for work performed by State forces or other forces including labor, equipment, material, and special services.

PAYMENT

Full compensation for performing corrective work; and related work such as traffic control, temporary delineation, and permanent delineation, and to maintain insurance coverage and bonds, shall be considered as included in the contract prices paid for the various contract items of work and no separate payment will be made therefore.

5-1.28 ACCESS TO INSPECTION OF WORK

Representatives of County, Engineer, Lahontan, TRPA, STPUD, Southwest Gas, Charter Communication, AT&T, and Liberty Energy at all times, shall have full access for inspection and testing of the work accomplished under this contract and the Contractor shall provide proper and safe facilities for such access.

5-1.29 SAFETY AND HEALTH PROVISIONS

Attention is directed to the Standard Specifications Section 7-1.06 and these special provisions.

In addition to other specifications, definitions and provisions, the Contractor is also hereby categorized and designated as the following types of employer for this Project.

Exposing Employer – the employer whose employees are exposed to a hazard

Creating Employer – the employer who actually is creating a hazard

Controlling Employer – the employer who is responsible and who has the authority for ensuring that a hazardous condition is corrected

Correcting Employer - the employer who has the responsibility for actually correcting a hazard

The Contractor's Safety Officer(s) shall be certified as a competent person for controlling this Project's workplace safety. A Contractor's Safety Officer shall be on the site, at a minimum, each and every day that work is in progress or periodically when work is not active and shall have the authority to correct any safety violation. In addition, the contractor is required to develop a Safety Program

specifically for this project, which will be available on site, at all times, and updated periodically during the project.

5-1.30 PROJECT APPEARANCE

The Contractor shall maintain a neat appearance to the work.

In areas visible to the public, the following shall apply:

A. When practicable, broken concrete and debris developed during clearing and grubbing shall be disposed of concurrently with its removal. If stockpiling is necessary, the material shall be removed or disposed of weekly.

B. Trash bins shall be furnished for debris from structure's construction. Debris shall be placed in trash bins daily. Forms or false work that are to be re-used shall be stacked neatly concurrently with their removal. Forms and false work that are not to be re-used shall be disposed of concurrently with their removal.

Full compensation for conforming to the provisions in this section, not otherwise provided for, shall be considered as included in prices paid for the various contract items of work involved and no additional compensation will be allowed therefore.

5-1.31 ARCHAEOLOGICAL DISCOVERIES (NOT USED)

5-1.32 UTILITIES REQUIRED BY THE CONTRACTOR

All water, electric current, telephone, or other utility service, including portable sanitary facilities, required by the Contractor during construction shall be furnished at Contractor's own expense.

5-1.33 SOUND CONTROL REQUIREMENTS

Sound control shall conform to the provisions in Section 7-1.01I, "Sound Control Requirements," of the Standard Specifications and these Special Provisions.

The noise level requirement shall apply to all equipment on the job or related to the job, including but not limited to trucks, transit mixers, or transient equipment that may or may not be owned by Contractor. The use of loud sound signals shall be avoided in favor of light warnings except those required by safety laws for the protection of personnel.

Full compensation for conforming to the requirements of this section shall be considered as included in the prices paid for the various contract items of work involved and no additional compensation will be allowed therefore.

5-1.34 COPYRIGHTS, TRADEMARKS, AND PATENTS (NOT USED)

5-1.35 UTILITIES

Attention is directed to Section 8-1.10 "Utility and Non-Highway Facilities" and Section 15 "Existing Highway Facilities" of the standard specifications.

If the Contractor while performing the Contract discovers utility facilities not identified by the Engineer in the Contract Plans or Specifications, the Contractor shall immediately notify the Engineer in writing. The Contractor shall schedule the project so as to allow the Engineer forty-eight (48) hours, excluding Saturdays, Sundays, and holidays, to determine the work to be done when a conflict exists. Owner of the utility facility shall have the sole discretion to perform the repairs or relocation work itself, or to permit the Contractor to do such repairs or relocation work at a reasonable price. In the event that the utility owner permits the Contractor to perform the work, the work will be paid for by the County, via Force Account Change Order. Compensation to the Contractor for said cost shall be in accordance with Section 4215 of the Government Code and with Section 9-1.03, "Force Account Payment" of the Standard Specifications.

Nothing herein shall be construed to require the Utility Owner to locate the presence of any existing services not expressly included in Government Code Section 4125, nor limit the Owner's rights or remedies set forth therein.

The Contractor shall protect from damage existing utility and other non-highway facilities that are to remain in place. This protection may consist of shoring an existing utility. Damage due to the Contractor's failure to exercise reasonable care shall be repaired at its cost and expense.

Attention is directed to the existence of certain underground facilities that may require special precautions be taken by the Contractor to protect the health, safety and welfare of workers and of the public. Facilities requiring special precautions include, but are not limited to: conductors of petroleum products, oxygen, chlorine, and toxic or flammable gases; natural gas in pipelines greater than 150 mm in diameter or pipelines operating at pressures greater than 415 kPa (gage); underground electric supply system conductors or cables, with potential to ground of more than 300 V, either directly buried or in a duct or conduit which do not have concentric grounded or other effectively grounded metal shields or sheaths.

The Contractor shall determine the exact location of existing underground utilities in conflict with the excavation by excavating with hand tools within the area of the approximate location of the underground utility as determined by the field marking provided in accordance with Section 4216.3 of the Government Code before using any power-operated or power-driven excavating or boring equipment within the approximate location of the underground utilities. Power-operated or power-driven excavating or boring equipment may be used for the removal of any existing pavement if there are no existing underground utilities contained in the pavement. If mutually agreeable with the utility company and Contractor, Contractor may utilize power-operated or power-driven excavating or boring equipment within the approximate location of the underground utilities and to any depth.

The Contractor shall notify the Engineer and the appropriate regional notification center for operators of subsurface installations at least two (2) business days, but not more than fourteen (14) days, prior to performing any excavation or other work close to any underground pipeline, conduit, duct, wire or other structure. Regional notification centers include, but are not limited to, the following:

Notification Center	Telephone Number
Underground Service Alert	1-800-642-2444

Any damage to the facilities or damage cause by the failure of a facility due to Contractor's operations shall be the responsibility of Contractor. Contractor shall contact the appropriate utility company listed above should any problems, concerns, or questions arise during the construction.

Attention is directed to sheet U-1 of the Plans with respect to the existing utilities along North Upper Truckee Road. The specific utility company facilities within the right-of-way that are located within the limits of the AC Overlay are as follows:

Utility Owner	Facility Type	Estimated Number
South Tahoe Public Utility District	Sewer MH and Sewer Clean-outs	25
South Tahoe Public Utility District	Water Valves	53
Southwest Gas	Gas Valves	1
AT&T	Telephone MH	1

The Contractor shall coordinate with the utility companies listed within the table above to properly locate and mark the utility facilities that will need to be adjusted to grade by the utility company prior to cold planing. Specific attention is directed to the cold planing areas shown on the Plans at the intersections and along the existing curb and gutter. The utility companies will be responsible for uncovering and raising the existing utility covers to grade after the overlay is completed

Contractor shall notify the following listed utility companies forty-eight (48) hours in advance of doing any work at the site of the project:

Underground Service Alert

Phone: 1-800-642-2444

**Liberty Energy
(formerly Sierra Pacific Power Company)**

Attn: Jeff Matthews
933 Eloise Avenue
So. Lake Tahoe, CA 96150
(530) 543-5297
FAX (530) 544-4811

**South Tahoe Public Utility District
(water & sewer)**

Attn: Randy Curtis
1275 Meadow Crest Drive
So. Lake Tahoe, CA 96150
(530) 544-6474 or Emergency or after hours at
(530) 544-4964
FAX (530) 544-6359

**AT&T
(telephone)**

Attn: Carol Prince, PW Mgr.
3545 Industrial Avenue, Suite 104 Rocklin, CA
95765
(916) 409-1384
FAX (530) 823-6041

**Charter Communications
(cable)**

Attn: Vic Freeman / Dan Brown
P.O. Box 11019
Zephyr Cove, NV 89448
(775) 588-1077
FAX (775) 588-0508

**Southwest Gas Corporation
(natural gas)**

Attn: Chris Peters
1740 D Street, Unit No. 4
South Lake Tahoe, CA 96150
(530) 543-3225

Full compensation for working around said facilities, performing any necessary potholing and coordination of facility relocation or coordination of facility grade adjustments shall be considered as included in the prices paid for the various contract items and no additional compensation will be allowed therefor.

5-1.36 AREAS FOR CONTRACTOR'S USE

Attention is directed to the provisions in Section 7-1.19, "Rights in Land and Improvements," of the Standard Specifications and these special provisions.

The highway or County right of way shall be used only for purposes that are necessary to perform the required work. The Contractor shall not occupy the right of way, or allow others to occupy the right of way, for purposes which are not necessary to perform the required work.

No area is available within the contract limits for the exclusive use of the Contractor. However, temporary storage of equipment and materials on State or County property may be arranged with the Engineer, subject to the prior demands of State or County maintenance forces and to other contract requirements. Use of the Contractor's work areas and other State-owned or County-owned property shall be at the Contractor's own risk, and the State or County shall not be held liable for damage to or loss of materials or equipment located within such areas.

The Contractor shall remove equipment, materials, and rubbish from the work areas and other State-owned or County-owned property which the Contractor occupies. The Contractor shall leave the areas in a presentable condition in conformance with the provisions in Section 4-1.02, "Final Cleaning Up," of the Standard Specifications.

The Contractor shall secure, at the Contractor's own expense, areas required for plant sites, storage of equipment or materials or for other purposes, if sufficient area is not available to the Contractor within the contract limits.

Before the Contractor makes use of any property owner's land where the Department has not made previous arrangements with the owner for the use of said land, the Contractor shall supply to the County a fully executed "Agreement" form. The "Agreement" form shall be a Department supplied form, available upon request.

5-1.37 PAYMENTS

Attention is directed to Sections 9-1.06, "Partial Payments," and 9-1.07, "Payment After Acceptance," of the Standard Specifications and these special provisions.

No partial payment will be made for any materials on hand which are furnished but not incorporated in the work.

5-1.38 CONTRACTOR'S RESPONSIBILITY FOR MATERIALS

The Contractor shall be responsible for the condition of all materials which it has furnished, and shall replace at its own expense all such material found to be defective or which has been damaged after delivery. This includes the replacement of material which is found to be defective at any time prior to expiration of the guarantee period.

5-1.39 SOLID WASTE DISPOSAL AND RECYCLING REPORT (NOT USED)

5-1.40 DUST AND TRACKING CONTROL

The following requirements shall be applicable to this Contract in addition to the requirements of Section 10, "Dust Control," of the Standard Specifications.

Dust Control

Contractor shall provide an acceptable plan for preventing the generation of dust due to its operations in the construction zones, along the haul or traveled routes, or in equipment parking zones. Contractor's Dust Control Plan and daily dust control operations shall not conflict with requirements of any agency having jurisdiction in the project area. Contractor is required to have a water truck on site at all times during construction.

At the end of each day's work and as necessary during the work day, Contractor shall wet down the construction area to control dust. On days that Contractor is not working, it shall take such action as may be required to prevent the generation of dust within the project area if it is deemed necessary by the Engineer.

In the event the control of dust is not satisfactory to the Engineer, the Engineer shall take such measures as may be necessary to insure satisfactory dust control and shall deduct the cost of those measures from any payments due Contractor.

Dust shall be controlled through a combination of sweeping and use of the water truck. **Dust control is a temporary erosion control measure or Best Management Practices (BMP). A fine of \$100/day will be levied against Contractor for each day Contractor delays in responding to Engineer's request to implement this temporary erosion control measure.**

Tracking Control

Tracking of sediment onto public streets shall be minimized by road sweeping during soil hauling operations, during equipment transporting from one work area to another, and as necessary to keep the streets clear of soil and debris. Tracking control applies to streets within the project area as well as to streets adjacent to the project area that have the potential to be impacted by tracking from the project construction.

Affected streets shall be swept a **minimum of three (3) times daily** (e.g. mid-morning, mid-afternoon, and at the end of the day) during soil hauling operations, during equipment transporting from one work area to another, and as necessary to keep the streets clear of soil and debris.

Tracking control is a temporary erosion control measure or BMP. A fine of \$100/day will be levied against Contractor for each day Contractor delays in responding to Engineer's request to implement this temporary erosion control measure.

The costs associated with sweeping and disposing of the swept material shall be included in the Item "Sweeping."

Contractor shall post a publicly visible sign at his staging area. The visible sign shall contain the Contractor's telephone number and name of person to contact for complaints and/or inquiries on dust control and other air quality problems resulting from construction activities.

Full compensation for conforming to the requirements in this section pertaining to using the water truck for dust control, cleaning equipment/vehicles, and providing the Contractor contact information sign shall be considered as included in the prices paid for the various contract items of work and no additional compensation will be allowed therefore.

SECTION 6. (BLANK)

SECTION 7. CONTRACTOR'S INSURANCE

7-1.01 GENERAL INSURANCE REQUIREMENTS

The Contractor shall provide proof of a policy of insurance satisfactory to the El Dorado County Risk Management Division and documentation evidencing that the Contractor maintains insurance that meets the following requirements:

1. Full Workers' Compensation and Employers' Liability Insurance covering all employees of the Contractor as required by law in the State of California.
2. Commercial General Liability Insurance of not less than Two Million Dollars (\$2,000,000) combined single limit per occurrence for bodily injury and property damage, including but not limited to endorsements for the following coverage: Premises, personal injury, operations, products and completed operations, blanket contractual, and independent contractors liability. This insurance can consist of a minimum \$1 Million primary layer of CGL and the balance as an excess/umbrella layer, but only if the County is provided with written confirmation that the excess/umbrella layer "follows the form" of the CGL policy.
3. Automobile Liability Insurance of not less than One Million Dollars (\$1,000,000) is required in the event motor vehicles are used by the Contractor in performance of the contract.
4. In the event Contractor is a licensed professional and is performing professional services under this contract, Professional Liability Insurance is required with a limit of liability of not less than One Million Dollars (\$1,000,000).
5. Explosion, Collapse and Underground coverage is required when the scope of work includes XCU exposures. For the purpose of this contract, XCU coverage is not required.

7-1.02 PROOF OF INSURANCE REQUIREMENTS

1. Contractor shall furnish proof of coverage satisfactory to the El Dorado County Risk Management Division as evidence that the insurance required herein is being maintained. The insurance will be issued by an insurance company acceptable to the Risk Management Division, or be provided through partial or total self-insurance likewise acceptable to the Risk Management Division.

2. The County of El Dorado, its officers, officials, employees, and volunteers shall be included as additional insureds, but only insofar as the operations under this Contract are concerned. This provision shall apply to all general liability and excess liability policies. Proof that the County is named additional insured shall be made by providing the Risk Management Division with a certified copy, or other acceptable evidence, of an endorsement to Contractor's insurance policy naming the County additional insured.
3. In the event Contractor cannot provide an occurrence policy, Contractor shall provide insurance covering claims made as a result of performance of this contract for not less than three (3) years following completion of performance of this Contract.
4. Any deductibles or self-insured retentions must be declared to and approved by the County. At the option of the County, either: the insurer shall reduce or eliminate such deductibles or self-insured retentions as respects the County, its officers, officials, employees and volunteers; or the Contractor shall procure a bond guaranteeing payment of losses and related investigations, claim administration and defense expenses.
5. Contractor shall require each of its subcontractors to procure and maintain commercial general liability insurance, automobile liability insurance, and workers compensation insurance of the types and in the amounts specified above, or shall insure the activities of its subcontractors in its own policy in like amounts. Contractor shall also require each of its subcontractors to name Contractor and County of El Dorado as additional insureds.

7-1.03 INSURANCE NOTIFICATION REQUIREMENTS

1. Contractor agrees no cancellation or material change in any policy shall become effective except upon thirty (30) days prior written notice to the County of El Dorado Office Engineer/Contract Services Unit, at the office of the Department of Transportation, 2850 Fairlane Court, Placerville.
2. Contractor agrees that the insurance required herein shall be in effect at all times during the term of this agreement. In the event said insurance coverage expires at any time or times during the term of this Contract, Contractor shall immediately provide a new certificate of insurance as evidence of the required insurance coverage. In the event Contractor fails to keep in effect at all times insurance coverage as herein provided, County may, in addition to any other remedies it may have, terminate this Contract upon the occurrence of such event. New certificates of insurance are subject to the approval of the Risk Management Division.

7-1.04 ADDITIONAL STANDARDS

Certificates shall meet such additional standards as may be determined by the Department either independently or in consultation with the Risk Management Division, as essential for protection of the County.

7-1.05 COMMENCEMENT OF PERFORMANCE

Contractor shall not commence performance of this Contract unless and until compliance with each and every requirement of the insurance provisions is achieved.

7-1.06 MATERIAL BREACH

Failure of Contractor to maintain the insurance required herein, or to comply with any of the requirements of the insurance provisions, shall constitute a material breach of the entire Contract.

7-1.07 REPORTING PROVISIONS

Any failure to comply with the reporting provisions of the policies shall not affect coverage provided to the County, its officers, officials, employees or volunteers.

7-1.08 PRIMARY COVERAGE

The Contractor's insurance coverage shall be primary insurance as respects the County, its officers, officials, employees and volunteers. Any insurance or self-insurance maintained by the County, its

officers, officials, employees or volunteers shall be in excess of the Contractor's insurance and shall not contribute with it.

7-1.09 PREMIUM PAYMENTS

The insurance companies shall have no recourse against the County of El Dorado its officers, agents, employees, or any of them for payment of any premiums or assessments under any policy issued by any insurance company.

7-1.10 CONTRACTOR'S OBLIGATIONS

Contractor's indemnity and other obligations shall not be limited by the insurance required herein and shall survive the expiration of this Contract.

7-1.11 GOVERNING PRECEDENCE

To the extent that this Section 7, "Contractor's Insurance," is inconsistent with 7-1.12, "Indemnification and Insurance," of the Standard Specifications May 2006, this Section shall govern; otherwise each and every provision of such Section 7-1.12 shall be applicable to this agreement.

SECTION 8. MATERIALS

SECTION 8-1 MISCELLANEOUS

8-1.01 PREQUALIFIED AND TESTED SIGNING AND DELINEATION MATERIALS

The Department maintains the following list of Prequalified and Tested Signing and Delineation Materials. The Engineer shall not be precluded from sampling and testing products on the list of Prequalified and Tested Signing and Delineation Materials.

The manufacturer of products on the list of Prequalified and Tested Signing and Delineation Materials shall furnish the Engineer a Certificate of Compliance in conformance with the provisions in Section 6-1.07, "Certificates of Compliance," of the Standard Specifications for each type of traffic product supplied.

For those categories of materials included on the list of Prequalified and Tested Signing and Delineation Materials, only those products shown within the listing may be used in the work. Other categories of products, not included on the list of Prequalified and Tested Signing and Delineation Materials, may be used in the work provided they conform to the requirements of the Standard Specifications.

Materials and products may be added to the list of Prequalified and Tested Signing and Delineation Materials if the manufacturer submits a New Product Information Form to the New Product Coordinator at the Transportation Laboratory. Upon a Departmental request for samples, sufficient samples shall be submitted to permit performance of required tests. Approval of materials or products will depend upon compliance with the specifications and tests the Department may elect to perform.

PAVEMENT MARKERS, PERMANENT TYPE

Retroreflective With Abrasion Resistant Surface (ARS)

1. Apex, Model 921AR (4" x 4")
2. Ennis Paint, Models C88 (4" x 4"), 911 (4" x 4") and C80FH
3. Ray-O-Lite, Models "AA" ARS (4" x 4") and ARC Round Shoulder (4" x 4")
4. 3M Series 290 (3.5" x 4")
5. 3M Series 290 PSA
6. Glowlite, Inc Model 988AR (4" x 4")

Retroreflective With Abrasion Resistant Surface (ARS)

(for recessed applications only)

1. Ennis Paint, Model 948 (2.3" x 4.7")
2. Ennis Paint, Model 944SB (2" x 4")*
3. Ray-O-Lite, Model 2002 (2" x 4.6")
4. Ray-O-Lite, Model 2004 ARS (2" x 4")*

*For use only in 4.5 inch wide (older) recessed slots

Non-Reflective, 4-inch Round

1. Apex Universal (Ceramic)
2. Apex Universal, Models 929 (ABS) and 929PP (Polypropylene)
3. Glowlite, Inc. (Ceramic) and PP (Polypropylene)
4. Hi-Way Safety, Inc., Models P20-2000W and 2001Y (ABS)
5. Interstate Sales, "Diamond Back" (Polypropylene)
6. Novabrite Models Cdot (White) Cdot-y (Yellow), Ceramic
7. Novabrite Models Pdot-w (White) Pdot-y (Yellow), Polypropylene
8. Three D Traffic Works TD10000 (ABS), TD10500 (Polypropylene)

PAVEMENT MARKERS, TEMPORARY TYPE

Temporary Markers For Long Term Day/Night Use (180 days or less)

1. Vega Molded Products "Temporary Road Marker" (3" x 4")

Temporary Markers For Short Term Day/Night Use (14 days or less)

(For seal coat or chip seal applications, clear protective covers are required)

1. Apex Universal, Model 932
2. Filtrona Extrusion, Models T.O.M., T.R.P.M., and "HH" (High Heat)
3. Hi-Way Safety, Inc., Model 1280/1281
4. Glowlite, Inc., Model 932

STRIPING AND PAVEMENT MARKING MATERIAL

Permanent Traffic Striping and Pavement Marking Tape

1. Advanced Traffic Marking, Series 300 and 400
2. Brite-Line, Series 1000
3. Brite-Line, "DeltaLine XRP"
4. Swarco Industries, "Director 35" (For transverse application only)
5. Swarco Industries, "Director 60"
6. 3M, "Stamark" Series 380 and 5730
7. 3M, "Stamark" Series 420 (For transverse application only)

Temporary (Removable) Striping and Pavement Marking Tape (180 days or less)

1. Advanced Traffic Marking, Series 200
2. Brite-Line, Series 100
3. Garlock Rubber Technologies, Series 2000
4. P.B. Laminations, Aztec, Grade 102
5. Swarco Industries, "Director-2"
6. Trelleborg Industries, R140 Series
7. 3M Series 620 "CR", and Series A750
8. 3M Series A145, Removable Black Line Mask
(Black Tape: for use only on Hot mix asphalt surfaces)
9. Advanced Traffic Marking Black "Hide-A-Line"
(Black Tape: for use only on Hot mix asphalt surfaces)
10. Brite-Line "BTR" Black Removable Tape
(Black Tape: for use only on Hot mix asphalt surfaces)
11. Trelleborg Industries, RB-140
(Black Tape: for use only on Hot mix asphalt surfaces)

Preformed Thermoplastic (Heated in place)

1. Flint Trading Inc., "Hot Tape"
2. Flint Trading Inc., "Premark Plus"
3. Ennis Paint Inc., "Flametape"

Ceramic Surfacing Laminate, 6" x 6"

1. Highway Ceramics, Inc.

CLASS 1 DELINEATORS

One Piece Driveable Flexible Type, 66-inch

1. Filtrona Extrusion, "Flexi-Guide Models 400 and 566"
2. Carsonite, Curve-Flex CFRM-400
3. Carsonite, Roadmarker CRM-375
4. FlexStake, Model 654 TM
5. GreenLine Model CGD1-66

Special Use Type, 66-inch

1. Filtrona Extrusion, Model FG 560 (with 18-inch U-Channel base)
2. Carsonite, "Survivor" (with 18-inch U-Channel base)
3. Carsonite, Roadmarker CRM-375 (with 18-inch U-Channel base)
4. FlexStake, Model 604
5. GreenLine Model CGD (with 18-inch U-Channel base)
6. Impact Recovery Model D36, with #105 Driveable Base
7. Safe-Hit with 8-inch pavement anchor (SH248-GP1)
8. Safe-Hit with 15-inch soil anchor (SH248-GP2) and with 18-inch soil anchor (SH248-GP3)

Surface Mount Type, 48-inch

1. Bent Manufacturing Company, Masterflex Model MF-180EX-48
2. Carsonite, "Channelizer"
3. FlexStake, Models 704, 754 TM, and EB4
4. Impact Recovery Model D48, with #101 Fixed (Surface-Mount) Base
5. Three D Traffic Works "Channelflex" ID No. 522248W

CHANNELIZERS

Surface Mount Type, 36-inch

1. Bent Manufacturing Company, Masterflex Models MF-360-36 (Round) and MF-180-36 (Flat)
2. Filtrona Extrusion, Flexi-Guide Models FG300PE, FG300UR, and FG300EFX
3. Carsonite, "Super Duck" (Round SDR-336)
4. Carsonite, Model SDCF03601MB "Channelizer"
5. FlexStake, Models 703, 753 TM, and EB3
6. GreenLine, Model SMD-36
7. Hi-way Safety, Inc. "Channel Guide Channelizer" Model CGC36
8. Impact Recovery Model D36, with #101 Fixed (Surface-Mount) Base
9. Safe-Hit, Guide Post, Model SH236SMA and Dura-Post, Model SHL36SMA
10. Three D Traffic Works "Boomerang" 5200 Series

Lane Separation System

1. Filtrona Extrusion, "Flexi-Guide (FG) 300 Curb System"
2. Qwick Kurb, "Klemmfix Guide System"
3. Dura-Curb System
4. Tuff Curb

CONICAL DELINEATORS, 42-inch

(For 28-inch Traffic Cones, see Standard Specifications)

1. Bent Manufacturing Company "T-Top"
2. Plastic Safety Systems "Navigator-42"
3. TrafFix Devices "Grabber"
4. Three D Traffic Works "Ringtop" TD7000, ID No. 742143
5. Three D Traffic Works, TD7500
6. Work Area Protection Corp. C-42

OBJECT MARKERS

Type "K", 18-inch

1. Filtrona Extrusion, Model FG318PE

2. Carsonite, Model SMD 615
3. FlexStake, Model 701 KM
4. Safe-Hit, Model SH718SMA

Type "K-4" / "Q" Object Markers, 24-inch

1. Bent Manufacturing "Masterflex" Model MF-360-24
2. Filtrona Extrusion, Model FG324PE
3. Carsonite, "Channelizer"
4. FlexStake, Model 701KM
5. Safe-Hit, Models SH824SMA_WA and SH824GP3_WA
6. Three D Traffic Works ID No. 531702W and TD 5200
7. Three D Traffic Works ID No. 520896W

**CONCRETE BARRIER MARKERS AND
TEMPORARY RAILING (TYPE K) REFLECTORS**

Impactable Type

1. ARTUK, "FB"
2. Filtrona Extrusion, Models PCBM-12 and PCBM-T12
3. Duraflex Corp., "Flexx 2020" and "Electriflexx"
4. Hi-Way Safety, Inc., Model GMKRM100
5. Plastic Safety Systems "BAM" Models OM-BARR and OM-BWAR
6. Three D Traffic Works "Roadguide" Model TD 9304

Non-Impactable Type

1. ARTUK, JD Series
2. Plastic Safety Systems "BAM" Models OM-BITARW and OM-BITARA
3. Vega Molded Products, Models GBM and JD
4. Plastic Vacuum Forming, "Cap-It C400"

METAL BEAM GUARD RAIL POST MARKERS

(For use to the left of traffic)

1. Filtrona Extrusion, "Mini" (3" x 10")
2. Creative Building Products, "Dura-Bull, Model 11201"
3. Duraflex Corp., "Railrider"
4. Plastic Vacuum Forming, "Cap-It C300"

CONCRETE BARRIER DELINEATORS, 16-inch

(For use to the right of traffic)

1. Filtrona Extrusion, Model PCBM T-16
2. Safe-Hit, Model SH216RBM

CONCRETE BARRIER-MOUNTED MINI-DRUM (10" x 14" x 22")

1. Stinson Equipment Company "SaddleMarker"

GUARD RAILING DELINEATOR

(Place top of reflective element at 48 inches above plane of roadway)

Wood Post Type, 27-inch

1. Filtrona Extrusion, FG 427 and FG 527
2. Carsonite, Model 427
3. FlexStake, Model 102 GR
4. GreenLine GRD 27
5. Safe-Hit, Model SH227GRD
6. Three D Traffic Works "Guardflex" TD9100
7. New Directions Mfg, NDM27

Steel Post Type

1. Carsonite, Model CFGR-327

RETROREFLECTIVE SHEETING

Channelizers, Barrier Markers, and Delineators

1. Avery Dennison T-6500 Series (For rigid substrate devices only)
2. Avery Dennison WR-7100 Series
3. Nippon Carbide Industries, Flexible Ultralite Grade (ULG) II
4. Reflexite, PC-1000 Metalized Polycarbonate
5. Reflexite, AC-1000 Acrylic
6. Reflexite, AP-1000 Metalized Polyester
7. Reflexite, Conformalight, AR-1000 Abrasion Resistant Coating
8. 3M, High Intensity

Traffic Cones, 4-inch and 6-inch Sleeves

1. Nippon Carbide Industries, Flexible Ultralite Grade (ULG) II
2. Reflexite, Vinyl, "TR" (Semi-transparent) or "Conformalight"
3. 3M Series 3840
4. Avery Dennison S-9000C

Drums

1. Avery Dennison WR-6100
2. Nippon Carbide Industries, Flexible Ultralite Grade (ULG) II
3. Reflexite, "Conformalight", "Super High Intensity" or "High Impact Drum Sheeting"
4. 3M Series 3810

Barricades: Type I, Medium-Intensity (Typically Enclosed Lens, Glass-Bead Element)

1. Nippon Carbide Industries, CN8117
2. Avery Dennison, W 1100 series
3. 3M Series CW 44

Barricades: Type II, Medium-High-Intensity (Typically Enclosed Lens, Glass-Bead Element)

1. Avery Dennison, W-2100 Series

Signs: Type II, Medium-High-Intensity (Typically Enclosed Lens, Glass-Bead Element)

1. Avery Dennison, T-2500 Series
2. Nippon Carbide Industries, Nikkalite 18000

Signs: Type III, High-Intensity (Typically Encapsulated Glass-Bead Element)

1. Avery Dennison, T-5500A and T-6500 Series
2. Nippon Carbide Industries, Nikkalite Brand Ultralite Grade II
3. 3M 3870 and 3930 Series

Signs: Type IV, High-Intensity (Typically Unmetallized Microprismatic Element)

1. Avery Dennison, T-6500 Series
2. Nippon Carbide Industries, Crystal Grade, 94000 Series
3. Nippon Carbide Industries, Model No. 94847 Fluorescent Orange
4. 3M Series 3930 and Series 3924S

Signs: Type VI, Elastomeric (Roll-Up) High-Intensity, without Adhesive

1. Avery Dennison, WU-6014
2. Novabrite LLC, "Econobrite"
3. Reflexite "Vinyl"
4. Reflexite "SuperBright"
5. Reflexite "Marathon"
6. 3M Series RS20

Signs: Type VII, Super-High-Intensity (Typically Unmetallized Microprismatic Element)

1. 3M Series 3924S, Fluorescent Orange

2. 3M LDP Series 3970

Signs: Type VIII, Super-High-Intensity (Typically Unmetallized Microprismatic Element)

1. Avery Dennison, T-7500 Series
2. Avery Dennison, T-7511 Fluorescent Yellow
3. Avery Dennison, T-7513 Fluorescent Yellow Green
4. Avery Dennison, W-7514 Fluorescent Orange
5. Nippon Carbide Industries, Nikkalite Crystal Grade Series 92800
6. Nippon Carbide Industries, Nikkalite Crystal Grade Model 92847 Fluorescent Orange

Signs: Type IX, Very-High-Intensity (Typically Unmetallized Microprismatic Element)

1. 3M VIP Series 3981 Diamond Grade Fluorescent Yellow
2. 3M VIP Series 3983 Diamond Grade Fluorescent Yellow/Green
3. 3M VIP Series 3990 Diamond Grade
4. Avery Dennison T-9500 Series
5. Avery Dennison, T9513, Fluorescent Yellow Green
6. Avery Dennison, W9514, Fluorescent Orange
7. Avery Dennison, T-9511 Fluorescent Yellow

SPECIALTY SIGNS

1. Reflexite "Endurance" Work Zone Sign (with Semi-Rigid Plastic Substrate)

ALTERNATIVE SIGN SUBSTRATES

Fiberglass Reinforced Plastic (FRP) and Expanded Foam PVC

1. Fiber-Brite (FRP)
2. Sequentia, "Polyplate" (FRP)
3. Intoplast Group "InteCel" (0.5 inch for Post-Mounted CZ Signs, 48-inch or less)(PVC)

Aluminum Composite, Temporary Construction Signs and Permanent Signs up to 4 foot, 7 Inches

1. Alcan Composites "Dibond Material, 80 mils"
2. Mitsubishi Chemical America, Alpolac 350

8-1.01 CERTIFICATES OF COMPLIANCE

Attention is directed to Section 6-1-07, "Certificates of Compliance", of the Standard Specifications.

Certificates of Compliance are required for, but not limited to, the following materials;

- Liquid Asphalt & Emulsion
- Temporary Pavement Markers
- Portland Cement
- Portland Cement Concrete
- Concrete Curing Compound
- Weighted Fiber Rolls or Gravel-filled Rolls
- Filter Fabric

Contractor shall submit all Certificates of Compliance within five (5) working days of the date of the Notice to Proceed letter, unless the materials are to be used before this date.

SECTION 9. (BLANK)

SECTION 10. CONSTRUCTION DETAILS

SECTION 10-1 GENERAL

ITEM 1 – MOBILIZATION

Mobilization shall include the obtaining of all bonds, insurance, and permits; moving onto the site of all equipment; and the furnishing and erecting of temporary buildings and other facilities required for the performance and completion of the Work. Mobilization shall also include the following items:

- 1) Providing on-site sanitary facilities.
- 2) Posting all OSHA required notices and establishment of safety programs.
- 3) Posting of all Prevailing Wage Requirements.
- 4) Obtaining and Submitting Certificates of Compliance.
- 5) Cleaning excavating and loading equipment prior to mobilization on site and presenting receipts to Engineer.
- 6) Preparation of “As-Constructed Plans” as outlined on sheet ii of Plans

Contractor shall be entitled to progress payments in accordance with Public Contract Code Section 20104.50. In lieu of Section 11-1.02 items A through E of “Mobilization” of the Standard Specifications, the first monthly payment estimate will be prepared when Engineer determines that five percent (5%) of the contract amount, not including mobilization, has been completed. Subsequent monthly pay estimates shall be made on the same day of the month as the first monthly pay estimate. Work completed in place less than two (2) working days prior to the preparation of the monthly pay estimate shall not be eligible for payment until the following month’s estimate.

Payment for Mobilization Item as specified above will be made at the lump sum price bid, with no additional compensation therefor. In lieu of Section 11-1.02, “Payment,” of the Standard Specifications, one partial payment of 50% of the bid price will be made upon completion of 50% of the mobilization of equipment on site and completion of items 1-5 above. The final payment of the remainder of the mobilization bid will be after satisfactory completion of the final project punch list. Satisfactory work completion for the partial or final payment will be determined by Engineer.

ITEM 2 – TRAFFIC CONTROL

Work under this item shall include all flaggers, temporary signs, lights, barricades, communication devices, and other devices required for the direction of local traffic through or around the work during construction. Contractor shall furnish all sign panels, posts, hardware, and all barricades and shall erect, maintain and remove all construction area signs, necessary for construction of project improvements, as specified in Attachment B and these Special Provisions.

Traffic Control Requirements will be strictly enforced. Violation of these requirements is justification for Engineer to stop work until these requirements are met.

Attention is directed to Section 10-1.04, “Construction Area Signs,” Section 10-1.05, “Maintaining Traffic,” and Section 10-1.06, “Traffic Control System for Lane Closure,” of these Special Provisions.

In lieu of Section 12-2.02, “Flagging Costs,” of the Standard Specifications, the full cost of any flagging necessary shall be borne by Contractor.

Payment for Traffic Control Item as specified above shall be made at the lump sum price bid, with no additional compensation therefore. Partial payments for traffic control will be made based on the percentage of work completed as determined by Engineer.

ITEM 3 – SWEEPING

Work under this item shall consist of furnishing all labor, tools, materials, and equipment necessary to sweep the project site and dispose of the swept materials. Tracking of sediment onto public streets shall be minimized by road sweeping during soil hauling operations, during equipment transporting from one work area to another, and as necessary to keep the streets clear of soil and debris. Tracking control applies

to streets within the project area as well as streets adjacent to the project area that have the potential to be impacted by tracking from the project construction.

Contractor shall provide sweeping equipment that conforms to the following minimum requirements:

- The sweeper shall be a chassis-mounted vehicle capable of vacuuming the roadways such that the swept material is placed into a hopper, from which the swept material can be removed and disposed of. **Broom sweepers that are attachments to other equipment are not acceptable sweepers.**

Affected streets shall be swept a minimum of **three (3)** times daily (e.g. mid-morning, mid-afternoon, and at the end of the day) during soil hauling operations, during equipment transporting from one work area to another, and as necessary to keep the streets clear of soil and debris.

Sweeping is a temporary erosion control measure or BMP. A fine of \$100/ day will be levied against Contractor for each day Contractor delays in responding to Engineer's request to implement this temporary erosion control measure.

Payment for Sweeping Item shall be based on the per day price bid and on performing the sweeping operations as specified above. Partial payments for sweeping will be made based on the percentage of work completed as determined by Engineer.

ITEM 4 – TEMPORARY EROSION CONTROL

Work under this item shall consist of furnishing all labor, tools, equipment, and materials necessary to install, maintain, remove, and dispose of these temporary erosion control measures as required by the Plans, the Standard Specifications, these Special Provisions, and the TRPA Best Management Practices.

Attention is directed to Sheets D-1 and D-2 of the Plans for specific details and estimated quantities required and Section 10-1.12 of these Special Provisions.

A fine of \$100/ day will be levied against Contractor for each day Contractor delays in responding to Engineer's request to install new temporary erosion control devices and/or maintain existing temporary erosion control devices.

INSTALL AND MAINTAIN CONCRETE WASH AREA

Work shall consist of furnishing all labor, tools, equipment and material necessary to install, maintain, remove, and dispose of the concrete wash area in accordance with the Plans, the Standard Specifications, and these Special Provisions. Work includes clearing and grubbing, excavation and disposal of excess material, grading, furnishing, installing, maintaining, removing and disposing excess concrete and concrete wash area BMP's.

Estimated Plan Quantity = 1 EA

The Engineer will coordinate with the Contractor during the pre-construction conference with respect to the preferred location of the Concrete Wash Area prior to construction.

The Concrete Wash Area is a temporary erosion control device or BMP. A fine of \$100/ day will be levied against Contractor for each day Contractor delays in responding to Engineer's request to maintain this temporary erosion control device. A separate \$100 fine will be levied for each time that Contractor, subcontractor, or suppliers do not use the concrete wash out and wash out in a location that has not been approved.

INSTALL AND MAINTAIN WEIGHTED FIBER ROLLS OR GRAVEL-FILLED ROLLS:

Weighted fiber rolls or alternatively, gravel-filled rolls shall be used as designed on the Plans. This section of weighted fiber rolls or gravel-filled rolls shall be reused to satisfy the specified intervals once the installation that had been temporarily discontinued is completed. However, payment for the

installation and maintenance of this section of weighted fiber rolls or gravel-filled rolls shall be included in the lump sum price bid with no additional compensation therefore.

Areas where Contractor stores equipment or material on pavement may require the use of weighted fiber rolls or gravel-filled rolls for temporary erosion control. If a section of weighted fiber rolls or gravel-filled rolls is used in storage/staging more than once, or removed and replaced at a single location more than once, payment for installation and maintenance shall be included in the lump sum price bid with no additional compensation therefore.

Contractor shall remove and dispose of all weighted fiber rolls or gravel-filled rolls measures after construction in the area is completed and Engineers approval is obtained.

Estimated Plan Quantity = 10 EA at Existing Rock-Lined Channel

Contractor shall note that **straw** bales shall not be used for any temporary erosion control measures.

INSTALL AND MAINTAIN FILTER FENCE (FF)

FF shall be placed at the downstream edge of fill and elsewhere noted on the Plans.

Areas where Contractor temporarily stockpiles excavated materials may require FF for temporary erosion control.

FF located at the downstream edge of new fill shall remain in place after construction.

Estimated Plan Quantity = 445 LF at Existing Curb and Gutter location

Full compensation for install, maintain, and removing erosion control measures above shall be included in the lump sum price bid for Temporary Erosion Control Item, with no additional compensation therefore. Partial payments for temporary erosion control will be made based on the percentage of work completed as determined by the Engineer.

ITEM 5 – CURB OPENING

Work under this item shall consist of furnishing all labor, tools, equipment, and materials necessary to construct the curb opening in accordance with the Plans (Sheet D-1), the Standard Specifications, and these Special Provisions. The work shall include excavation, disposal of excess materials, backfill, compaction, sawcutting AC, removing AC, removal of existing curb and gutter at this location, placement of class II aggregate base, concrete and its forming and placement for curb opening and Type 2 curb end, tying into the existing curb and gutter with #4x24” bars, and tying into the existing rock lined channel. Backfill shall be native and compacted, except the upper section of backfill shall be aggregate base and conform to the thickness specified for the curb and gutter section. Work under this item shall also include regrading of existing base material, re-compaction, where required to meet 95% relative compaction requirements, construction of all tie-in sections to existing curb and gutter, removal of unsuitable shoulder material behind existing curb and gutter at the Plan location for the curb opening, regrading and re-compacting the soil material behind the new curb opening.

The cost for the AC pavement tie-in portion of the curb opening and at the Type 2 curb end shall be considered included within Bid Item 8 “2-1/2” AC Overlay” and no additional compensation will be allowed therefore.

Payment for Curb Opening Item shall be based on the unit price bid and the number of curb openings installed as specified herein and on the Plans.

ITEM 6 – REMOVE EXISTING CURB AND GUTTER

Work under this item shall consist of furnishing all labor, tools, equipment, and material necessary to remove and dispose of the existing curb and gutter (including gutter and existing curb openings) and existing aggregate base material in accordance with the Plans, the Standard Specifications, and these Special Provisions. Work under this item shall include sawcutting, removal and disposal of existing curb

and gutter and existing curb openings, clearing and grubbing, excavation, disposal of excess material, scarifying and compacting subgrade, and grading (including fill or excavation and compaction of fill and subgrade) an average of two (2) feet behind the existing curb for the AC shoulder. Work under this item shall also include regrading of existing aggregate base material, re-compaction, where required to meet 95% relative compaction requirements, removal of unsuitable shoulder material behind existing curb and gutter, regrading and re-compacting the soil material behind the AC shoulder section. The average depth of unsuitable material to be removed behind the existing curb is approximately fourteen (14) inches by twenty-four (24) inches wide.

Regardless of the condition of the existing pavement, Contractor shall take such care of the sawcut edge of the pavement as is necessary to remove the existing curb and gutter. All pavement disturbed beyond the limits shown on the Plans shall be replaced at Contractor's expense and shall include an additional sawcut.

The costs associated with the removal of the concrete curb and gutter at the concrete curb opening location shall be considered included in the unit bid price for Bid Item 5 – "Curb Opening", and no additional compensation will be allowed therefore.

Any material excavated on site shall be used for fill or backfill and shall contain less than 2% by volume nondecomposed organic material and material no larger than 1 1/2" in the largest dimension and shall be a silt sand material designated by SM in the Unified Soil Classification System (USCS).

The costs associated with the AC shoulder shall be considered included in the unit bid price for Bid Item 8 – "2-1/2' AC Overlay", and no additional compensation will be allowed therefore.

Payment for Remove Existing Curb and Gutter Item shall be based on the unit price bid for removing the existing curb and gutter and on the number of linear feet of the existing curb and gutter removed as specified above.

ITEM 7 – COLD PLANING

Work under this item shall consist of cold planing existing asphalt concrete pavement two and a half inches (2-1/2") at both ends of the project limits, full paved width, twenty-five (25) feet in length. Existing asphalt concrete pavement shall be cold planed two and one-half inches (2-1/2") along all marked intersections in accordance with the Plans. Cold planing at intersections shall extend to the limits shown on the Plans for the full paved width up to the lip of the existing curb and gutter at the end of returns. Cold planing at the existing curb and gutter on North Upper Truckee Road shall be two (2) feet wide for the entire length of the curb and gutter.

Paving operations shall begin within five (5) calendar days of the beginning of the cold planing operations, but no sooner than three (3) working days after curb opening has been poured.

Planing asphalt concrete pavement shall be performed by the cold planing method. Planing of the asphalt concrete pavement shall not be done by the heater planing method.

Cold planing machines shall be equipped with a cutter head not less than 30 inches in width and shall be operated so that no fumes or smoke will be produced. The cold planing machine shall plane the pavement without requiring the use of a heating device to soften the pavement during or prior to the planing operation.

The width and shape of the cut shall be as designated by the Engineer. The final cut shall result in a uniform surface. The outside lines of the planed area shall be neat and uniform. Planing asphalt concrete pavement operations shall be performed without damage to the surfacing to remain in place.

Planed widths of pavement shall be continuous except for intersections at cross streets where the planing shall be carried around the corners and through the conform lines. Following planing operations, a drop-off of more than 0.15-foot will not be allowed between adjacent lanes open to public traffic.

Where transverse joints are planed in the pavement at conform lines no drop-off shall remain between the existing pavement and the planed area when the pavement is opened to public traffic. If asphalt concrete has not been placed to the level of existing pavement before the pavement is to be opened to public traffic a temporary asphalt concrete taper shall be constructed. Asphalt concrete for temporary tapers shall be placed to the level of the existing pavement and tapered on a slope of 1:30 (Vertical: Horizontal) or flatter to the level of the planed area.

Asphalt concrete for temporary tapers shall be commercial quality and may be spread and compacted by any method that will produce a smooth riding surface. Temporary asphalt concrete tapers shall be completely removed, including the removal of loose material from the underlying surface, before placing the permanent surfacing. The removed material shall be disposed of outside the highway right of way in conformance with the provisions in Section 7-1.13, "Disposal of Material Outside the Highway Right of Way," of the Standard Specifications.

The material planed from the roadway surface, including material deposited in existing gutters or on the adjacent traveled way, shall be disposed of in conformance with the provisions in Section 7-1.13, "Disposal of Material Outside the Highway Right of Way," of the Standard Specifications. Removal operations of cold planed material shall be concurrent with planing operations and follow within 50 feet of the planer, unless otherwise directed by the Engineer.

Cold plane asphalt concrete pavement will be measured by the square foot. The quantity to be paid for will be the actual area of surface cold planed irrespective of the number of passes required to obtain the depth required.

The contract price paid per square foot for cold plane asphalt concrete pavement shall include full compensation for furnishing all labor, materials, tools, equipment, and incidentals, and for doing all the work involved in cold planing asphalt concrete surfacing and disposing of planed material, including furnishing the asphalt concrete for and constructing, maintaining, removing, and disposing of temporary asphalt concrete tapers, as specified in the Standard Specifications and these Special Provisions and as directed by the Engineer.

Payment for Cold Planing Item shall be based on the unit price bid for cold planing and on the number of square feet of cold planed as specified above.

ITEM 8 – 2-1/2" AC OVERLAY

Work under this item shall consist of furnishing all labor, tools, equipment necessary to install two and one half inches (2-1/2") of asphalt concrete paving as defined below and in accordance with the Plans, Standard Specifications, and these Special Provisions. AC paving is defined as the asphalt concrete overlay work shown on Sheet P-1 of the Plans and includes the AC paving for the AC shoulder area as shown on Sheet D-1 of the Plans. Work under this item includes AC material, placement and compaction, and AC paint binder (tack coat). The AC paving shall be 2-1/2" compacted thickness.

Paint binder (tack coat) shall be applied to existing surfaces to be surfaced and between layers of asphalt concrete, except when eliminated by the Engineer.

Attention is directed to Section 10-1.08, "Asphalt Concrete," and Section 10-1.09, "Compacting Equipment" of these Special Provisions.

Payment for 2-1/2" AC Overlay Item shall be based on the cost per ton bid on the actual number of tons installed as specified above. Tickets from the AC trucks for AC under this bid item shall be collected by the Engineer and shall be used to determine the actual number of tons installed.

10-1.01 ORDER OF WORK

The County of El Dorado Department of Transportation Maintenance Division will repair all damaged roadway sections before the Engineer issues Notice to Proceed to the Contractor. The County of El Dorado Department of Transportation Maintenance Division will perform the re-stripping and markings upon final acceptance of the overlay work. The Contractor shall provide and maintain temporary striping.

The Contractor shall coordinate the work with the County of El Dorado Department of Transportation Maintenance Division and provide updates to the Project schedule during the weekly meetings.

10-1.02 WATER POLLUTION CONTROL

Water pollution control work shall conform to the provisions in Section 7-1.01G, "Water Pollution," of the Standard Specifications, and these Special Provisions.

This project lies within the boundaries of the Lahontan Regional Water Quality Control Board (RWQCB) under the municipal Permit Board Order R6T-2005-0026, NPDES CAG 616001. The applicable requirements can be found at the RWQCB website: http://www.swrcb.ca.gov/lahontan/board_decisions/adopted_orders/2005/docs/r6t2005-0026_swpermit.pdf.

The Contractor shall know and fully comply with applicable provisions of the RWQCB requirements, and all modifications thereto, Federal, State, and local regulations and requirements that govern the Contractor's operations and storm water and non-storm water discharges from the project site construction. Attention is directed to Sections 7-1.01, "Laws to be Observed," and 7-1.12, "Indemnification and Insurance," of the Standard Specifications.

The cost for providing water pollution control shall be considered included in the lump sum price for Bid Item 4 – "Temporary Erosion Control" and no additional compensation will be allowed therefore.

The Contractor shall know and fully comply with applicable provisions of the regulations and all modifications thereto, and Federal, State, and local regulations and requirements that govern the Contractor's operations and storm water and non-storm water discharges from the project site construction. Attention is directed to Sections 7-1.01, "Laws to be Observed," and 7-1.12, "Indemnification and Insurance," of the Standard Specifications.

10-1.03 CONSTRUCTION AREA TRAFFIC CONTROL DEVICES

Flagging, signs, and temporary traffic control devices furnished, installed, maintained, and removed when no longer required shall conform to the provisions in Section 12, "Construction Area Traffic Control Devices," of the Standard Specifications and these Special Provisions.

The Contractor will be required to place advanced notification signing mounted on barricades at the construction site seven (7) days prior to the start of the project. The Contractor shall submit to the Engineer all advanced notification signing for the Department's superintendent's review and approval prior to the placement of such signs.

Category 1 temporary traffic control devices are defined as small and lightweight (less than 100 pounds) devices. These devices shall be certified as crashworthy by crash testing, crash testing of similar devices, or years of demonstrable safe performance. Category 1 temporary traffic control devices include traffic cones, plastic drums, portable delineators, and channelizers.

If requested by the Engineer, the Contractor shall provide written self-certification for crashworthiness of Category 1 temporary traffic control devices at least 5 days before beginning any work using the devices or within 2 days after the request if the devices are already in use. Self-certification shall be provided by the manufacturer or Contractor and shall include the following:

- A. Date,
- B. Federal Aid number (if applicable),
- C. Contract number, district, county, route and post mile of project limits,
- D. Company name of certifying vendor, street address, city, state and zip code,
- E. Printed name, signature and title of certifying person; and
- F. Category 1 temporary traffic control devices that will be used on the project.

The Contractor may obtain a standard form for self-certification from the Engineer.

Category 2 temporary traffic control devices are defined as small and lightweight (less than 100 pounds) devices that are not expected to produce significant vehicular velocity change, but may cause potential harm to impacting vehicles. Category 2 temporary traffic control devices include barricades and portable sign supports.

Category 2 temporary traffic control devices shall be on the Federal Highway Administration's (FHWA) list of Acceptable Crashworthy Category 2 Hardware for Work Zones. This list is maintained by FHWA and can be located at:

http://safety.fhwa.dot.gov/roadway_dept/road_hardware/listing.cfm?code=workzone

The Department also maintains this list at:

<http://www.dot.ca.gov/hq/traffops/signtech/signdel/pdf/Category2.pdf>

Category 2 temporary traffic control devices that have not received FHWA acceptance shall not be used. Category 2 temporary traffic control devices in use that have received FHWA acceptance shall be labeled with the FHWA acceptance letter number and the name of the manufacturer. The label shall be readable and permanently affixed by the manufacturer. Category 2 temporary traffic control devices without a label shall not be used.

If requested by the Engineer, the Contractor shall provide a written list of Category 2 temporary traffic control devices to be used on the project at least 5 days before beginning any work using the devices or within 2 days after the request if the devices are already in use.

Full compensation for providing self-certification for crashworthiness of Category 1 temporary traffic control devices and for providing a list of Category 2 temporary traffic control devices used on the project shall be considered as included in the prices paid for the various items of work requiring the use of the Category 1 or Category 2 temporary traffic control devices and no additional compensation will be allowed therefore.

10-1.04 CONSTRUCTION AREA SIGNS

Construction area signs for temporary traffic control shall be furnished, installed, maintained, and removed when no longer required in conformance with the provisions in Section 12, "Construction Area Traffic Control Devices," of the Standard Specifications and these Special Provisions.

Attention is directed to the provisions in "Prequalified and Tested Signing and Delineation Materials" of these Special Provisions. Type II retroreflective sheeting shall not be used on construction area sign panels. Type III, IV, VII, VIII, or IX retroreflective sheeting shall be used for stationary mounted construction area sign panels.

Unless otherwise specified in these Special Provisions, the color of construction area warning and guide signs shall have black legend and border on orange background. Orange background on construction area signs shall be fluorescent orange.

Repair to construction area sign panels will not be allowed, except when approved by the Engineer. At nighttime under vehicular headlight illumination, sign panels that exhibit irregular luminance, shadowing or dark blotches shall be immediately replaced at the Contractor's expense.

The Contractor shall notify the appropriate regional notification center for operators of subsurface installations at least 2 working days, but not more than 14 calendar days, prior to commencing excavation for construction area sign posts. The regional notification centers include, but are not limited to, the following:

Notification Center	Telephone Number
Underground Service Alert-Northern California (USA)	(800) 642-2444 (800) 227-2600
Underground Service Alert-Southern California (USA)	(800) 422-4133 (800) 227-2600

Excavations required to install construction area signs shall be performed by hand methods without the use of power equipment, except that power equipment may be used if it is determined there are no utility facilities in the area of the proposed post holes. The post hole diameter, if backfilled with portland cement concrete, shall be at least 4 inches greater than the longer dimension of the post cross section.

Construction area signs placed within 15 feet from the edge of the travel way shall be mounted on stationary mounted sign supports.

The Contractor shall maintain accurate information on construction area signs. Signs that are no longer required shall be immediately covered or removed. Signs that convey inaccurate information shall be immediately replaced or the information shall be corrected. Covers shall be replaced when they no longer cover the signs properly. The Contractor shall immediately restore to the original position and location any sign that is displaced or overturned, from any cause, during the progress of work.

Full compensation for furnish, install, maintain, and remove construction area signs shall be included in the Item "Traffic Control" and no additional compensation will be allowed therefore.

10-1.05 MAINTAINING TRAFFIC

Maintaining traffic shall conform to the provisions in Sections 7-1.08, "Public Convenience," Section 7-1.09, "Public Safety," and Section 12, "Construction Area Traffic Control Devices," of the Standard Specifications, "Public Safety" of these Special Provisions.

Closure is defined as the closure of a traffic lane or lanes, including shoulder, within a single traffic control system.

Closures are only allowed during the hours shown in the lane requirement charts included in this section "Maintaining Traffic," except for work required under Sections 7-1.08, "Public Convenience," and Section 7-1.09, "Public Safety." The full width of the traveled way shall be open for use by public traffic when construction operations are not actively in progress.

Personal vehicles of the Contractor's employees shall not be parked on the traveled way or shoulders including sections closed to public traffic.

When work vehicles or equipment are parked on the shoulder within 6 feet of a traffic lane, the shoulder area shall be closed with fluorescent orange traffic cones or portable delineators placed on a taper in advance of the parked vehicles or equipment and along the edge of the pavement at 25-foot intervals to a point not less than 25 feet past the last vehicle or piece of equipment. A minimum of 9 traffic cones or portable delineators shall be used for the taper. A W20-1 (ROAD WORK AHEAD) or W21-5b (RIGHT/LEFT SHOULDER CLOSED AHEAD) or C24(CA) (SHOULDER WORK AHEAD) sign shall be mounted on a crashworthy portable sign support with flags. The sign shall be placed where designated by the Engineer. The sign shall be a minimum of 48" x 48" in size. The Contractor shall immediately restore to the original position and location a traffic cone or delineator that is displaced or overturned, during the progress of work.

A working day shall be defined as Monday through Friday excluding the following County-observed holidays: New Years Day, Martin Luther King Jr.'s Birthday, Washington's Birthday, Memorial Day, Independence Day, Labor Day, Veteran's Day, Thanksgiving, Friday after Thanksgiving, Christmas Eve, and Christmas Day. Contractor may work on Saturdays, Sundays, or County-observed holidays, from 8:00 a.m. to 5:00 p.m., only with the written approval of the Engineer. When a designated legal holiday falls on a Sunday, the following Monday shall be a designated legal holiday. When a designated legal holiday on a Saturday, the preceding Friday shall be a designated legal holiday. If the Engineer approves

work on such days and Contractor works on the controlling operation or operations for at least 60% of the total daily time, these days will be counted as working days. Controlling operation is defined in Section 8-1.06 "Time of Completion" of the Standard Specifications.

Minor deviations from the requirements of this section concerning hours of work which do not significantly change the cost of work may be permitted upon written request of the Contractor if, in the opinion of the Engineer, public traffic will be better served and the work expedited. These deviations shall not be adopted by the Contractor until the Engineer has approved the deviations in writing. Other modifications will be made by contract change order.

Full compensation for furnishing, erecting, maintaining, and removing and disposing of the W20-1, W21-5b, and C24(CA) signs shall be included in Item "Traffic Control" and no additional compensation will be allowed therefore.

Chart No. 1																									
Two-Lane Conventional Highway Lane Requirements																									
Location: Pioneer Trail																									
a.m.												p.m.													
FROM HOUR TO HOUR	12	1	2	3	4	5	6	7	8	9	10	11	12	1	2	3	4	5	6	7	8	9	10	11	12
Mondays through Fridays	N	N	N	N	N	N	N	N	N	R	R	R	R	R	R	R	R	R	R	N	N	N	N	N	
Saturdays	N	N	N	N	N	N	N	N	N	N	N	N	N	N	N	N	N	N	N	N	N	N	N	N	
Sundays	N	N	N	N	N	N	N	N	N	N	N	N	N	N	N	N	N	N	N	N	N	N	N	N	
Designated Legal Holiday	N	N	N	N	N	N	N	N	N	N	N	N	N	N	N	N	N	N	N	N	N	N	N	N	
Legend:																									
R	Provide at least one through traffic lane, not less than 10 feet in width, for use by both directions of travel (Reversing Control) in accordance with Standard Plan T-13.																								
N	No work permitted. Provide two through traffic lanes, not less than 10 feet in width.																								

10-1.06 TRAFFIC CONTROL SYSTEM FOR LANE CLOSURE

A traffic control system shall consist of closing traffic lanes in conformance with the provisions in Section 12, "Construction Area Traffic Control Devices," of the Standard Specifications, the provisions under "Maintaining Traffic" and "Construction Area Signs" of these Special Provisions, and these special provisions.

The Contractor must provide a written traffic control plan for approval by the Department. The traffic control plan must have a diagram of signing and traffic control devices. The traffic control plan must be approved prior to the start of construction.

The provisions in this section will not relieve the Contractor from the responsibility to provide additional devices or take measures as may be necessary to comply with the provisions in Section 7-1.09, "Public Safety," of the Standard Specifications.

If components in the traffic control system are displaced or cease to operate or function as specified, from any cause, during the progress of the work, the Contractor shall immediately repair the components to the original condition or replace the components and shall restore the components to the original location.

At the end of each work period, components of the traffic control system, except portable delineators placed along open trenches or excavation adjacent to the traveled way, shall be removed from the traveled way and shoulder. If the Contractor so elects, the components may be stored at selected central locations designated by the Engineer within the limits of the highway right of way.

One-way traffic shall be controlled through the project in conformance with the plan entitled "Traffic Control System for Lane Closure on Two Lane Conventional Highways," (Attachment B) and these Special Provisions. In addition to the flagmen required by Caltrans Standard Plans T-13, Contractor shall provide a flagger at all county road intersections affected by cold planing and paving operations.

All flaggers will be required to have hand held radios in communication at all times during traffic control proceedings.

Utilizing a pilot car will be required. The pilot car shall have radio contact with personnel in the work area. The maximum speed of the pilot car through the traffic control zone shall be 25 miles per hour.

Full compensation for furnishing a written traffic control plan, all labor (including flagging costs), materials (including signs), tools, equipment, and incidentals, and for doing all the work involved in placing, removing, storing, maintaining, moving to new locations, replacing, and disposing of the components of the traffic control system and for furnishing and operating the pilot car, (including driver, radios, other equipment, and labor required as specified in the Standard Specifications and these Special Provisions, and as directed by the Engineer shall be included in the Item "Traffic Control." Section 12-2.02, "Flagging Costs," of the Standard Specifications shall not apply for traffic control work on this project.

Traffic control system required by work which is classed as extra work, as provided in Section 4-1.03D of the Standard Specifications, will be paid for as a part of the extra work.

10-1.07 TEMPORARY PAVEMENT DELINEATION

Temporary pavement delineation shall be furnished, placed, maintained, and removed in conformance with the provisions in Section 12-3.01, "General," of the Standard Specifications and these Special Provisions. Nothing in these Special Provisions shall be construed as reducing the minimum standards specified in the California MUTCD or as relieving the Contractor from the responsibilities specified in Section 7-1.09, "Public Safety," of the Standard Specifications.

GENERAL

When the work causes obliteration of pavement delineation, temporary pavement delineation shall be in place before opening the traveled way to public traffic. Lane line or centerline pavement delineation shall be provided for traveled ways open to public traffic.

Work necessary, including required lines or markers, to establish the alignment of temporary pavement delineation shall be performed by the Contractor. Surfaces to receive temporary pavement delineation shall be dry and free of dirt and loose material. Temporary pavement delineation shall not be applied over existing pavement delineation or other temporary pavement delineation. Temporary pavement delineation shall be maintained until superseded or replaced with a new pattern of temporary pavement delineation or permanent pavement delineation, or as determined by the Engineer.

TEMPORARY LANELINE AND CENTERLINE DELINEATION

When lanelines or centerlines are obliterated, the minimum laneline and centerline delineation to be provided shall be temporary pavement markers placed at longitudinal intervals of not more than 24 feet. The temporary pavement markers shall be the same color as the laneline or centerline the markers replace.

Temporary pavement markers shall be, at the option of the Contractor, one of the temporary pavement markers listed for short term day/night use (14 days or less) or long term day/night use (6 months or less) in "Prequalified and Tested Signing and Delineation Materials" of these Special Provisions.

Temporary pavement markers shall be placed in conformance with the manufacturer's instructions and shall be cemented to the surfacing with the adhesive recommended by the manufacturer, except epoxy adhesive shall not be used to place pavement markers in areas where removal of the markers will be required.

Where "no passing" centerline pavement delineation is obliterated, the following "no passing" zone signing shall be installed before opening the lanes to public traffic. W20-1 (ROAD WORK AHEAD) signs shall be installed from 1,000 feet to 2,000 feet in advance of "no passing" zones. R4-1 (DO NOT PASS) signs shall be installed at the beginning and at every 2,000-foot interval within "no passing" zones. The exact location of "no passing" zone signing will be as determined by the Engineer and shall be maintained in place until permanent "no passing" centerline pavement delineation has been applied. The signing for "no passing" zones shall be removed when no longer required for the direction of public traffic. The signing for "no passing" zones shall conform to the provisions in "Construction Area Signs" of these Special Provisions, except for payment.

Full compensation for furnishing, placing, and maintaining temporary pavement markers used for temporary laneline and centerline delineation shall be considered as included in the contract prices paid for the items of work that obliterated the laneline and centerline pavement delineation and no separate payment will be made therefore.

Full compensation for furnishing, placing, and maintaining signing specified for "no passing" zones shall be considered as included in the contract prices paid for the items of work that obliterated the laneline and centerline pavement delineation and no separate payment will be made therefore.

TEMPORARY EDGELINE DELINEATION

Temporary edgeline delineation to delineate the Class II bike lane shall be temporary pavement markers placed at the same intervals as temporary laneline and centerline delineation.

Temporary edgeline delineation shall be removed when no longer required for the direction of public traffic, as determined by the Engineer.

Full compensation for furnishing, placing, and maintaining temporary edgeline delineation shall be considered as included in the contract prices paid for the items of work that obliterated the edgeline pavement delineation and no separate payment will be made therefore.

10-1.08 ASPHALT CONCRETE

GENERAL

Asphalt concrete shall conform to Type A 1/2" maximum medium of the Standard Specifications. Asphalt binder to be mixed with the mineral aggregate shall be steam-refined paving asphalt conforming to the provisions in Section 92 "Asphalts," of the Standard Specifications and shall be PG 64-22.

Contractor shall submit an asphalt concrete mix design for each type of asphalt proposed for use on the project including sand equivalent test results, optimum bitumen content, unit weight, source of aggregate, aggregate gradation tests, % air voids, and stabilometer values for the proposed design mix to be used. The mix design shall be no older than six months, to insure that the mix supplied is consistent with the mix design. The design and test results shall be submitted to Engineer within fifteen (15) working days of the date of the Notice of Award of Contract letter and at least ten (10) working days prior to the start of paving operations. No work shall be done until the design is approved by Engineer. The mix design shall be in effect until modified by Engineer. Should a change in sources of material be made, a new mix design, and sand equivalent test must be established before the new material is used.

Unless otherwise directed in writing by Engineer, Contractor shall furnish and use canvas tarpaulins to cover all loads of asphalt concrete from the time that the mixture is loaded until it is discharged from the delivery vehicle.

The asphalt content of the asphalt mixture will be determined in conformance with the requirements in California Test 382.

PAINT BINDER (TACK COAT)

Paint binder (tack coat) shall be applied to existing surfaces to be surfaced and between layers of asphalt concrete, except when eliminated by the Engineer.

Paint binder (tack coat) shall be, at the option of the Contractor, either slow-setting asphaltic emulsion, rapid-setting asphaltic emulsion or paving asphalt. Slow-setting asphaltic emulsion and rapid-setting asphaltic emulsion shall conform to the provisions in Section 39-4.02, "Prime Coat and Paint Binder (Tack Coat)," and the provisions in Section 94, "Asphaltic Emulsions," of the Standard Specifications. When paving asphalt is used for paint binder, the grade will be determined by the Engineer. Paving asphalt shall conform to the provisions in Section 39-4.02, "Prime Coat and Paint Binder (Tack Coat)," and the provisions in Section 92, "Asphalts," of the Standard Specifications.

Paint binder (tack coat) shall be applied in the gallon per square yard range limits specified for the surfaces to receive asphalt concrete in the tables below. The exact application rate within the range will be determined by the Engineer.

Application Rates for Asphaltic Emulsion Paint Binder (Tack Coat) on Asphalt Concrete (except Open Graded) and on Portland Cement Concrete Pavement (PCCP)		
Type of surface to receive paint binder (tack coat)	Slow-Setting Asphaltic Emulsion gal/sq yd (Note A)	Rapid-Setting Asphaltic Emulsion gal/sq yd (Note B)
Dense, compact surfaces, between layers, and on PCCP	0.04 - 0.08	0.02 - 0.04
Open textured, or dry, aged surfaces	0.08 - 0.20	0.04 - 0.09

Note A: Slow-setting asphaltic emulsion is asphaltic emulsion diluted with additional water. Water shall be added and mixed with the asphaltic emulsion (containing up to 43 percent water) so the resulting mixture contains one part asphaltic emulsion and not more than one part added water. The water shall be added by the emulsion producer or at a facility that has the capability to mix or agitate the combined

Note B: Undiluted rapid-setting asphaltic emulsion.

Application Rates for Paint Binder (Tack Coat) on Asphalt Concrete (except Open Graded) and on Portland Cement Concrete Pavement (PCCP)	
Type of surface to receive paint binder (tack coat)	Paving Asphalt gal/sq yd
Dense, compact surfaces, between layers, and on PCCP	0.01 - 0.02
Open textured, or dry, aged surfaces	0.02 - 0.06

Acceptance Sampling and Testing of Bituminous Mixture

Samples of asphalt binder, aggregates, and paint binder (tack coat) will be taken at the plant before mixing. County's testing laboratory shall obtain hot mix asphalt (HMA) samples from the uncompacted mat directly behind the paver to determine the percent bitumen, aggregate gradation (California Test 202), sand equivalent (California Test 317), and Theoretical Maximum Density (California Test 309) of the bituminous paving mixture. County will obtain one sample per 500 tons or up to two (2) samples during daily paving operations. It is anticipated that the test results on a sample will be available the next working day following the day the sample was taken. If the test results indicate that the gradations and/or bitumen content do not fall within the limits as shown on the job mix formula from the approved mix design, placement of bituminous pavement shall not be started until Contractor, at its own expense,

provides test results or other information, that indicates to the satisfaction of Engineer that the material to be placed will comply with the requirements of the job mix formula.

County will use a nuclear gage pursuant to California Test 375 in quality assurance testing of the asphalt concrete for relative compaction requirements. Compaction will be tested with the nuclear gage every 250 tons placed and where the HMA was sampled if different per Engineer in the field. Asphalt concrete shall be compacted to 92% to 98% of the Theoretical Maximum Density (California Test 309) determined from the asphalt mat sample taken directly behind the paver. County will sample the HMA for Percent Bitumen (California Test 382) Theoretical Maximum Density (California Test 309), and aggregate gradation (California Test 202). Acceptance of the asphalt concrete density shall be based on the gage readings.

All tests necessary to determine conformance with the requirements specified in this section will be performed by Engineer without cost to Contractor. However, all tests failing to meet the standard requirements described herein shall either be completed by the Contractor or by County at Contractor's expense.

Measurement and Payment

Measurement of asphalt concrete quantities shall be in accordance with the item descriptions containing asphalt concrete work.

Full compensation for furnishing all labor, equipment, and materials involved in applying asphaltic emulsion as a paint binder shall be included in Item 8 "2-1/2" AC Overlay" and no additional compensation will be allowed therefore.

10-1.09 COMPACTING EQUIPMENT

Attention is directed to Section 39-5.02, "COMPACTING EQUIPMENT" of the Standard Specifications.

A minimum of three rollers consisting of the following shall be used to compact the asphalt concrete:

- 1 Steel wheeled roller weighing not less than 8 tons.
- 1 Steel wheeled roller weighing not less than 12 tons.
- 1 pneumatic tired roller .

The pneumatic tired roller shall be used regardless of compacted thickness.

10-1.10 AGGREGATE BASE, CLASS 2

Aggregate base shall be Class 2 in conformance with the provisions in Section 26, "Aggregate Base," of the Standard Specifications.

In lieu of the second sentence in the second paragraph in Section 26-1.02A, "Class 2 Aggregate Base," of the Standard Specifications, the grading for 3/4" maximum shall be used.

County will, at their expense, provide compaction testing of Class 2 Aggregate Base to verify that Contractor has achieved the specified compaction. Relative compaction will be based on the maximum dry unit weight as determined by ASTM D-1557. Corrections to the Unit Weight for containing oversize particles will be made in accordance with ASTM 4718. Any areas of Class 2 Aggregate Base that are pumping will not be acceptable.

10-1.11 CONCRETE STRUCTURES

Portland Cement Concrete structures shall conform to the provisions in Section 51, "Concrete Structures," and/or Section 73, "Concrete Curbs & Sidewalks," of the Standard Specifications and these Special Provisions. Portland Cement Concrete shall conform to Section 90, "Portland Cement Concrete," of the Standard Specifications, except as noted herein.

Reinforcement shall conform to the details shown on the Plans, these Special Provisions, and Section 52, "Reinforcement," of the Standard Specifications and shall conform to the requirements of ASTM Designation A615 Grade 60.

Portland Cement shall be Type II with no mineral admixtures.

Contractor shall supply concrete mix designs for all items of work requiring concrete within fifteen (15) days of the date of the Notice of Award of Contract letter or within five (5) working days of the date of the Notice to Proceed letter.

Portland Cement Concrete for curb and gutter and drainage inlets shall have a compressive strength of a minimum of 4000 PSI at 28 days. The ninth bulleted item of Section 90-1.01, "Description," of the Standard Specifications shall not apply. Engineer will take a set of cylinders (5) for each 100 cubic yards of concrete or for a day's pour whichever comes first. Compressive strength tests at seven (7) days and at 28 days shall be performed on the cylinders at County's expense. If the 28-day compressive strength of any cylinder tests below 3500 psi, Contractor shall replace the concrete (100 cubic yards or the quantity of one day's pour) at his expense. Alternatively, also at Contractor's expense, Contractor shall core the areas that tested below 3500 psi, patch the holes, test the corings, and replace if the coring tests still show strengths below 3500 psi and retest the replacement section.

An air-entraining agent conforming to the requirements in Section 90-4, "Admixtures," of the Standard Specifications shall be added to the concrete at the rate required to result in an air content of 4-7% in the freshly mixed concrete. Air Content will be tested by and at the discretion of Engineer at County's expense.

Slump tests shall be performed by Engineer at Engineer's discretion and at County's expense. Slump for Portland Cement Concrete shall be no more than 2 inches nor less than 1 inch. Slump for grout shall be 3".

A mechanical power driven internal vibrator shall be used for concrete consolidation.

The concrete for curb and gutter and curb openings shall be finished by brushing with a soft broom and shall be sprayed uniformly with a clear pigmented curing compound conforming to Section 90-7, "Curing Concrete," of the Standard Specifications.

The string line for curb and gutter shall be set sufficiently in advance of the scheduled pour, but in no case less than two (2) hours to allow Engineer to check the line against cut sheet grades and field conditions and provide time for adjustment if necessary. All curb and gutter shall be water tested and shall drain with no ponding. If ponding does occur, Contractor shall be responsible for removal and replacement of a sufficient amount of curb and gutter to eliminate ponding. Grinding of the flowline will not be permitted.

One-half inch pre-molded transverse expansion joint filler conforming to Section 51-1.12C, "Premolded Expansion Joint Fillers," of the Standard Specifications shall be placed at 100 foot intervals in the curb and gutter, at all curb returns, at any transition from machine extruded curb to formed curb, at end of curb opening where Type 2 curb end begins, and at any location where curb placement or other concrete placement will stop long enough for concrete to set prior to continuing on with additional curb or concrete, and at curb returns. Place 3 - #4 x 24" rebar at each of these cold (expansion) joints. Contractor shall provide 3" deep crack joints every 10' in curb and gutter.

10-1.12 TEMPORARY EROSION CONTROL MEASURES

Contractor is advised that, due to the environmental sensitivity of the work area, temporary erosion control provisions of these Specifications will be strictly enforced. It is Contractor's responsibility to determine the effect that temporary erosion control measures will have on construction operations, and to fully account for this effect in the bid price for the work.

Contractor shall attend a pre-grade inspection meeting with Engineer prior to the start of any work, other than temporary erosion control installation. All temporary erosion control facilities shown on the Plans shall be in place prior to any soil disturbance or excavation.

In addition to temporary erosion control facilities shown on the Plans, Contractor shall provide additional temporary erosion control facilities as necessary to prevent adverse water quality impacts.

A fine of \$100/ day will be levied against Contractor for each day Contractor delays in responding to Engineer’s request to install new temporary erosion control devices and/or maintain existing temporary erosion control devices.

Requirements: Temporary erosion control requirements shall be in accordance with Tahoe Regional Planning Agency's “Best Management Practices and Ordinances” Plans for this project, and associated Lahontan Regional Board County-Wide permit. Water quality effluent limits must be in accordance with the following values:

TRPA and Lahontan Water Quality Limits

Constituent	Surface Waters		Infiltration Systems	
	Lahontan	TRPA	Lahontan	TRPA
Total Nitrogen as N	0.5 mg/l		5 mg/l	
Dissolved Nitrogen as N		0.5 mg/l		5 mg/l
Total Phosphate as P	0.1 mg/l		1 mg/l	
Dissolved Phosphate as P		0.1 mg/l		1 mg/l
Total Iron	0.5 mg/l		4 mg/l	
Dissolved Iron		0.5 mg/l		4 mg/l
Turbidity	20 NTU		200 NTU	
Suspended Sediment		250 mg/l		
Grease & Oil	2 mg/l	2 mg/l	40 mg/l	40 mg/l

Source: Storm Water Quality Improvement Committee document.

Note: Surface Water values also apply to discharges to SEZs.

Temporary erosion control shall consist of taking necessary measures to minimize erosion and resulting transport of sediment from graded or disturbed areas into natural or man-made facilities within and outside the project limits. Temporary erosion control shall continue to be effective through the completion of Work and shall be maintained as required during the course of Work.

Contractor shall install and maintain all erosion control measures shown on the plans including but not limited to Best Management Practices and the following construction/grading conditions:

Construction/Grading Conditions:

The following conditions shall be complied with during the grading and construction phase of the project.

1. There shall be no grading or land disturbance performed with respect to the project between October 15 and May 1, unless proper approvals are obtained from TRPA, as provided in the limited exemption described in Subsection 4.2.A of the TRPA Code of Ordinances. Approvals from Lahontan are also required.
2. Except as provided in Subsection 64.2.B of the Code of Ordinances, there shall be no grading at any time of the year during periods of precipitation and for the resulting period of time when the site is covered with snow or is in a saturated, muddy, or unstable condition.

3. Replanting of all exposed surfaces by others, in accordance with the Plans, shall be accomplished within the first growing season following disturbance, unless an approved construction/inspection schedule establishes otherwise.
4. All trees and natural vegetation to remain on the site shall be fenced for protection. Scarring of trees shall be avoided and, if scarred, damaged areas shall be repaired with tree seal.
5. Soil and construction material shall not be tracked off the construction site. Grading operations shall cease in the event that a danger of violating this condition exists. The site shall be cleaned up and road right-of-way swept clean when necessary.
6. During grading and construction, environmental protection devices such as erosion control devices, dust control, and vegetation protection barriers shall be maintained.
7. Loose soil mounds or surfaces shall be protected from wind or water erosion by being appropriately covered when construction is not in active progress or when required by TRPA.
8. Excavated material shall be stored up grade from the excavated areas to the extent possible. No material shall be stored in any stream environment zone (SEZ land capability 1b) or wet areas.
9. Only equipment of a size and type that, under prevailing site conditions, and considering the nature of the work to be performed, will do the least amount of damage to the environment shall be used. Construction equipment and vehicles shall be stored on pavement in the area designated on the Plans when not in use.
10. Washing of tires of earth moving equipment/vehicles and washing of concrete equipment shall be allowed only in the areas designated on the Plans for these specific purposes. Cleaning of vehicles or construction equipment for other purposes shall not be permitted within the project area.
11. No vehicles or heavy equipment shall be allowed in any stream environment zone, or wet area, except as authorized by TRPA. All construction equipment authorized by TRPA to work in or near SEZ areas must be steam cleaned prior to mobilization to the SEZ area and maintained in clean and good working order with maintenance logs made available to TRPA at their request.
12. All construction sites shall be winterized by October 15 to reduce water quality impacts associated with winter weather as follows:
 - A. For sites that will be inactive between October 15 and May 1:
 - (1) Temporary erosion controls shall be installed;
 - (2) Temporary vegetation protection fencing shall be installed;
 - (3) Disturbed areas shall be stabilized;
 - (4) Onsite construction slash and debris shall be cleaned up and removed;
 - (5) Where feasible, mechanical stabilization and drainage improvements shall be installed; and
 - (6) Spoil piles shall be removed from the site.
 - B. For sites that will be active between October 15 and May 1, in addition to the above requirements;
 - (1) Permanent mechanical erosion control devices shall be installed, including paving of driveway and parking areas; and
 - (2) Parking of vehicles and storage of building materials shall be restricted to paved areas.

13. No Toxic materials shall be treated, stored, disposed of, spilled, or leaked in significant quantities within the project area.

The following are requirements for Best Management Practices that are to be installed and maintained to provide temporary erosion control prior to and throughout construction:

Sediment Barriers and Erosion Control Devices: Throughout the entire construction period Contractor shall be responsible for insuring that no material eroded from the site leaves the construction area via the conveyance system. Contractor shall provide adequate sediment barriers at all storm drain pipe outlets, drainage inlets and other collection points and provide adequate erosion control at channels and swales that have been graded but turf reinforcement mat, cobble, salvaged sod, or mulch, as applicable has not been installed. Sediment barriers shall be constructed in accordance with the details shown on the Plans. Erosion control at channels and swales shall be constructed in accordance with the details shown on the Plans and shall consist of visqueen sheeting held in place with gravel bags or gravel-filled rolls.

Contractor shall install and maintain filter fences to intercept and filter sediment-laden runoff water leaving the construction site via overland flow. Care must be taken to insure that all runoff water must pass through, not over, under or around, the filter fence. The filter fence should be constructed from material specified in this section and in a manner to filter the runoff water without overtopping, collapsing, becoming overfilled with sediment, or having runoff flows skirt around the filter fence.

Protection of Existing Trees and Vegetation: Protect existing trees and other vegetation indicated to remain in place, against the following: Unnecessary cutting, breaking or skinning of roots, skinning and bruising of bark, smothering of trees by stockpiling construction materials or excavated materials within drip line, excess foot or vehicular traffic, or parking of vehicles within drip line.

At areas inside the drip line of existing tree branches within the construction area tree trunks shall be wrapped with construction limit fence then wrapped with the wooden tree trunk protection in accordance with detail shown on the Plans. Boards for wooden tree trunk protection shall not be nailed to trees and Construction Limit Fence shall be placed along the work area limits and around tree drip line perimeters as shown on the Plans and staked by Engineer.

Contractor shall water trees and other vegetation to remain within limits of contract work, as required, to maintain their health during course of construction operations.

Contractor shall provide protection for roots over 1-1/2" diameter cut during construction operations. Contractor shall coat cut faces with emulsified asphalt, or other acceptable coating, formulated for use on damaged plant tissues. Contractor shall temporarily cover exposed roots with wet burlap to prevent roots from drying out; cover with earth as soon as possible. Contractor shall repair or replace, except where noted otherwise in these Special Provisions, trees and vegetation indicated to remain, which are damaged by construction operations, in a manner acceptable to Engineer at Contractor's expense.

Concrete Wash Areas: Contractor shall ensure that concrete equipment is washed out only at the designated concrete wash areas. The concrete wash area shall be sized for washing all concrete equipment without overtopping the wash area.

Materials:

Gravel Bags shall be non-woven polypropylene geotextile or comparable polymer and shall conform to the following requirements:

Specification	Requirements
Mass per unit area, ounces per square yard, min. ASTM Designation: D 5261	8.0
Grab tensile strength (1 inch grip), pounds, min. ASTM Designation: D4632*	200

Ultraviolet stability, percent tensile strength retained after 500 hours, ASTM Designation: D4355, xenon arc lamp method	70
---	----

* or appropriate test method for specific polymer

Gravel bags shall be between 24 inches and 32 inches in length, and between 16 inches and 20 inches in width. Yarn used for binding gravel bags shall be as recommended by the manufacturer or bag supplier and shall be of a contrasting color.

Gravel shall be ½" to 1" and shall be clean and free from clay balls, organic matter, and other deleterious materials. The opening of gravel-filled bags shall be secured to prevent gravel from escaping. Gravel-filled bags shall be between 26 pounds and 45 pounds in mass.

Gravel-filled rolls shall be wrapped in woven high-density polyethylene with heat welded seams and shall contain ¼" gravel.

Filter fence shall be constructed with metal fence posts, #14 gauge chicken wire, and covered with filter fence material, Geotex 2130 as manufactured by Propex, or 100X as manufactured by Mirafi, or approved equal.

Weighted fiber rolls shall be eight inches in diameter and shall consist of a machined mat or blanket of shaved aspen wood curled excelsior with a weighted inner core contained in a photodegradable, extruded, high visibility netting tube with a handle on each end. Eighty percent of the excelsior material shall consist of fibers at least 6 inches in length. The fiber roll shall be contained in a tubular orange-colored netting knotted at each end made from 85% high-density polyethylene and 14% ethyl vinyl acetate with titanium oxide for UV inhibition.

Woven Filter Fabric for concrete wash shall be Geotex 2130 as manufactured by Propex, or 100X as manufactured by Mirafi, or approved equal.

Class 1 Type A ¾" and Class 1 Type B 1-½" permeable rock filter material shall conform to the following requirements:

Class 1 Type A ¾"	
Sieve Sizes	Percent Passing
1"	100
¾"	90
½"	59
⅜"	39
No. 4	2
No. 10	2

Class 1 Type B 1-½"	
Sieve Sizes	Percent Passing
1-½"	100
1-¼"	88
1"	24
¾"	9
½"	7
⅜"	4

Maintenance of Sediment Barriers:

General

Engineer will take periodic turbidity readings of the effluent discharging from all filtering devices. If the effluent levels fall below the allowable limits listed above, Contractor shall take appropriate measures to bring the effluent levels within the allowable limits. These measures include removing deposited sediment from filter fencing, and other filter materials (e.g. weighted fiber rolls, or gravel-filled rolls, or rice fiber rolls) after each storm and cleaning or replacing filter materials. The sediment removed shall be disposed of in accordance with these Special Provisions.

Specific

Gravel-filled rolls shall be replaced when the bag material or roll material is ruptured or when the yarn has failed, allowing the bag contents to spill out.

Filter fence shall be repaired or replaced on the same day when the damage occurs. Damage to the filter fence resulting from Contractor's vehicles, equipment, or operations shall be repaired at Contractor's expense.

Weighted fiber rolls shall be maintained to disperse concentrated water runoff and to reduce runoff velocities. Split, torn, or unraveling rolls shall be repaired or replaced. Where applicable, broken or split stakes shall be replaced. Sagging or slumping fiber rolls shall be repaired with additional stakes or replaced. Locations where rills and other evidence of concentrated runoff have occurred beneath the rolls shall be corrected. Weighted fiber rolls shall be repaired or replaced on the same day when the damage occurs. Damage to the temporary fiber rolls resulting from Contractor's vehicles, equipment, or operations shall be repaired at Contractor's expense.

Filter Fabric shall be repaired or replaced the same day damage occurs. Damage to the filter fabric resulting from Contractor's vehicles, equipment, or operations shall be repaired at Contractor's expense.

Maintenance and replacement of gravel bags or gravel-filled rolls used in Tire Wash Areas shall conform to the requirements outlined above under Maintenance of Sediment Barriers.

Maintenance of Concrete Wash Areas: Contractor shall vactor or otherwise clean the concrete wash areas as necessary to prevent overtopping of these facilities and before removing the woven filter fabric when the concrete wash area is no longer needed. Contractor shall remove and dispose of hardened concrete and replace Class 1 Type A Permeable rock filter as necessary to keep the facility functional. Hardened concrete removed from any portion of the project shall be disposed of by Contractor at his expense and shall be disposed of outside of the Lake Tahoe Basin. Hardened concrete may be disposed of in the Lake Tahoe Basin provided Contractor obtains and submits written approval from all applicable state, local, and federal agencies. After the facility is vactored and hardened concrete is removed, Contractor shall return the facility to a functional condition.

Maintenance and replacement of rice fiber rolls and woven filter fabric used in Concrete Wash Areas shall conform to the requirements outlined above under Maintenance of Sediment Barriers.

Removal: Except where noted otherwise in the Item descriptions, remove temporary erosion control measures only when all permanent structural and permanent erosion control measures have been implemented, and where designated elsewhere in these Special Provisions, upon approval by TRPA. Ground disturbance, including holes and depressions, caused by the installation and removal of the temporary erosion control measures shall be backfilled and compacted.

Payment for compliance with this section shall be considered as included in the "Temporary Erosion Control" Item and no additional compensation will be made therefore.

10-1.13 DISPOSAL OF EXCESS AND UNSUITABLE MATERIAL

In accordance with Section 19-2.02, "Unsuitable Material," of the Standard Specifications, unsuitable material is defined as material the Engineer determines to be: 1) of such unstable nature as to be incapable of being compacted to specified density using ordinary methods at optimum moisture content; or 2) too wet to be properly compacted and circumstances prevent suitable in-place drying prior to incorporation into the work; or 3) otherwise unsuitable for planned use. AC, concrete, and unsuitable material removed from behind existing curb and gutter meets this definition.

AC, concrete, unsuitable material, and/or excess materials excavated from the Project area may be disposed of in the Lake Tahoe Basin provided Contractor obtains and submits to County written approval from all applicable state, local, and federal agencies. Otherwise, any excess or unsuitable material shall be disposed of by Contractor at its own expense and shall be disposed of **outside the Lake Tahoe Basin**. At no time shall unsuitable and excess material be disposed of or stockpiled in such a way as to allow erosion of the material or to pose a threat to water quality impact. The costs associated with stockpiling and disposing of, unsuitable and excess material are included in the applicable items with no additional compensation therefore.

SECTION 11. (BLANK)

SECTION 12. (BLANK)

SECTION 13. (BLANK)

SECTION 14. (BLANK)

APPENDIX A

AMENDMENTS TO MAY 2006 STANDARD SPECIFICATIONS

**AMENDMENTS TO MAY 2006 STANDARD SPECIFICATIONS
UPDATED JUNE 6, 2008**

SECTION 0: GLOBAL REVISIONS

Issue Date: July 31, 2007

Global revisions are changes to contract documents not specific to a section of the Standard Specifications.

- In each contract document at each occurrence:
 1. Except where existing asphalt concrete is described, replace "asphalt concrete" with "hot mix asphalt"
 2. Except where existing AC is described, replace "AC" with "HMA" where AC means asphalt concrete

SECTION 1: DEFINITIONS AND TERMS

Issue Date: January 18, 2008

Section 1-1.01, "General," of the Standard Specifications is amended by adding the following:

- The Department is gradually changing the style and language of the specifications. The new style and language includes:

1. Use of:
 - 1.1. Imperative mood
 - 1.2. Introductory modifiers
 - 1.3. Conditional clauses
2. Elimination of:
 - 2.1. Language variations
 - 2.2. Definitions for industry-standard terms
 - 2.3. Redundant specifications
 - 2.4. Needless cross-references

- The use of this new style does not change the meaning of a specification not yet using this style.
- The specifications are written to the Bidder before award and the Contractor after. Before award, interpret sentences written in the imperative mood as starting with "The Bidder must" and interpret "you" as "the Bidder" and "your" as "the Bidder's." After award, interpret

sentences written in the imperative mood as starting with "The Contractor must" and interpret "you" as "the Contractor" and "your" as "the Contractor's."

- Unless an object or activity is specified to be less than the total, the quantity or amount is all of the object or activity.
- All items in a list apply unless the items are specified as choices.
- Interpret terms as defined in the Contract documents. A term not defined in the Contract documents has the meaning defined in Means Illustrated Construction Dictionary, Condensed Version, Second Edition.

The 1st table in Section 1-1.02, "Abbreviations," of the Standard Specifications is amended by adding:

SSPC	The Society for Protective Coatings
------	-------------------------------------

Section 1, "Definitions and Terms," of the Standard Specifications is amended by adding the following sections:

1-1.082 BUSINESS DAY

- Day on the calendar except Saturday or holiday.

1-1.084 CALIFORNIA MANUAL ON UNIFORM TRAFFIC CONTROL DEVICES

- The California Manual on Uniform Traffic Control Devices for Streets and Highways (California MUTCD) is issued by the Department of Transportation and is the Federal Highway Administration's MUTCD 2003 Edition, as amended for use in California.

1-1.125 DEDUCTION

- Amount of money permanently taken from progress payment and final payment. Deductions are cumulative and are not retentions under Pub Cont Code § 7107.

1-1.205 FEDERAL-AID CONTRACT

- Contract that has a Federal-aid project number on the cover of the Notice to Contractors and Special Provisions.

1-1.245 HOLIDAY

1. Every Sunday
2. January 1st, New Year's Day
3. 3rd Monday in January, Birthday of Martin Luther King, Jr.
4. February 12th, Lincoln's Birthday
5. 3rd Monday in February, Washington's Birthday
6. March 31st, Cesar Chavez Day
7. Last Monday in May, Memorial Day
8. July 4th, Independence Day
9. 1st Monday in September, Labor Day
10. 2nd Monday in October, Columbus Day
11. November 11th, Veterans Day
12. 4th Thursday in November, Thanksgiving Day

- 13. Day after Thanksgiving Day
- 14. December 25th, Christmas Day

• If January 1st, February 12th, March 31st, July 4th, November 11th, or December 25th falls on a Sunday, the Monday following is a holiday. If November 11th falls on a Saturday, the preceding Friday is a holiday. Interpret "legal holiday" as "holiday."

1-1.475 WITHHOLD

• Money temporarily or permanently taken from progress payment. Withholds are cumulative and are not retentions under Pub Cont Code § 7107.

Section 1-1.255, "Legal Holidays," of the Standard Specifications is deleted.

Section 1-1.265, "Manual on Uniform Traffic Control Devices," of the Standard Specifications is deleted.

Section 1-1.266, "Manual on Uniform Traffic Control Devices California Supplement," of the Standard Specifications is deleted.

Section 1-1.39 "State," of the Standard Specifications is amended to read:

1-1.39 STATE

• The State of California, including its agencies, departments, or divisions, whose conduct or action is related to the work.

SECTION 3: AWARD AND EXECUTION OF CONTRACT

Issue Date: August 17, 2007

Section 3-1.025, "Insurance Policies," of the Standard Specifications is amended to read:

3-1.025 INSURANCE POLICIES

- The successful bidder shall submit:
 1. Copy of its commercial general liability policy and its excess policy or binder until such time as a policy is available, including the declarations page, applicable endorsements, riders, and other modifications in effect at the time of contract execution. Standard ISO form No. CG 0001 or similar exclusions are allowed if not inconsistent with Section 7-1.12, "Indemnification and Insurance." Allowance of additional exclusions is at the discretion of the Department.
 2. Certificate of insurance showing all other required coverages. Certificates of insurance, as evidence of required insurance for the auto liability and any other required policy, shall set forth deductible amounts applicable to each policy and all exclusions that are added by endorsement to each policy. The evidence of insurance shall provide that no cancellation, lapse, or reduction of coverage will occur without 10 days prior written notice to the Department.

3. A declaration under the penalty of perjury by a certified public accountant certifying the accountant has applied Generally Accepted Accounting Principles (GAAP) guidelines confirming the successful bidder has sufficient funds and resources to cover any self-insured retentions if the self-insured retention is \$50,000 or higher.

- If the successful bidder uses any form of self-insurance for workers compensation in lieu of an insurance policy, it shall submit a certificate of consent to self-insure in accordance with the provisions of Section 3700 of the Labor Code.

Section 3-1.03, "Execution of Contract," of the Standard Specifications is amended to read:

3-1.03 EXECUTION OF CONTRACT

- The contract shall be signed by the successful bidder and returned, together with the contract bonds and the documents identified in Section 3-1.025, "Insurance Policies," within 10 business days of receiving the contract for execution.

Section 3-1.04, "Failure to Execute Contract," of the Standard Specifications is amended to read:

3-1.04 FAILURE TO EXECUTE CONTRACT

- Failure of the lowest responsible bidder, the second lowest responsible bidder, or the third lowest responsible bidder to execute the contract as required in Section 3-1.03, "Execution of Contract," within 10 business days of receiving the contract for execution shall be just cause for the forfeiture of the proposal guaranty. The successful bidder may file with the Department a written notice, signed by the bidder or the bidder's authorized representative, specifying that the bidder will refuse to execute the contract if it is presented. The filing of this notice shall have the same force and effect as the failure of the bidder to execute the contract and furnish acceptable bonds within the time specified.

Section 3-1.05, "Return of Proposal Guaranties," of the Standard Specifications is amended to read:

3-1.05 RETURN OF PROPOSAL GUARANTIES

- The Department keeps the proposal guaranties of the 1st, 2nd and 3rd lowest responsible bidders until the contract has been executed. The other bidders' guaranties, other than bidders' bonds, are returned upon determination of the 1st, 2nd, and 3rd apparent lowest bidders, and their bidders' bonds are of no further effect.

SECTION 4: SCOPE OF WORK

Issue Date: August 17, 2007

Section 4-1.01, "Intent of Plans and Specifications," of the Standard Specifications is amended by adding the following:

- Nothing in the specifications voids the Contractor's public safety responsibilities.

SECTION 5: CONTROL OF WORK

Issue Date: February 1, 2008

Section 5, "Control of Work," of the Standard Specifications is amended by adding the following sections:

5-1.005 GENERAL

- Failure to comply with any specification part is a breach of the contract and a waiver of your right to time or payment adjustment.

- After contract approval, submit documents and direct questions to the Engineer. Orders, approvals, and requests to the Contractor are by the Engineer.

- The Engineer furnishes the following in writing:

1. Approvals
2. Notifications
3. Orders

- The Contractor must furnish the following in writing:

1. Assignments
2. Notifications
3. Proposals
4. Requests, sequentially numbered
5. Subcontracts
6. Test results

- The Department rejects a form if it has any error or any omission.

- Convert foreign language documents to English.

- Use contract administration forms available at the Department's Web site.

- If the last day for submitting a document falls on a Saturday or holiday, it may be submitted on the next business day with the same effect as if it had been submitted on the day specified.

5-1.015 RECORD RETENTION, INSPECTION, COPYING, AND AUDITING

- Retain project records and make them available for inspection, copying, and auditing by State representatives from bid preparation through:

1. Final payment
2. Resolution of claims, if any

- For at least 3 years after the later of these, retain and make available for inspection, copying, and auditing cost records by State representatives including:

1. Records pertaining to bid preparation
2. Overhead
3. Payroll records and certified payroll

4. Payments to suppliers and subcontractors
5. Cost accounting records
6. Records of subcontractors and suppliers

- Maintain the records in an organized way in the original format, electronic and hard copy, conducive to professional review and audit.

- Before contract acceptance, the State representative notifies the Contractor, subcontractor, or supplier 5 days before inspection, copying, or auditing.

- If an audit is to start more than 30 days after contract acceptance, the State representative notifies the Contractor, subcontractor, or supplier when the audit is to start.

Section 5-1.01, "Authority of Engineer," of the Standard Specifications is amended by adding:

- Failure to enforce a contract provision does not waive enforcement of any contract provision.

Section 5-1.04, "Coordination and Interpretation of Plans, Standard Specifications, and Special Provisions," of the Standard Specifications is amended to read:

5-1.04 CONTRACT COMPONENTS

- A component in one contract part applies as if appearing in each. The parts are complementary and describe and provide for a complete work.

- If a discrepancy exists:

1. The governing ranking of contract parts in descending order is:

- 1.1. Special provisions

- 1.2. Project plans

- 1.3. Revised Standard Plans

- 1.4. Standard Plans

- 1.5. Amendments to the Standard Specifications

- 1.6. Standard Specifications

- 1.7. Project information

2. Written numbers and notes on a drawing govern over graphics

3. A detail drawing governs over a general drawing

4. A detail specification governs over a general specification

5. A specification in a section governs over a specification referenced by that section

- If a discrepancy is found or confusion arises, request correction or clarification.

Section 5-1.07, "Lines and Grades," of the Standard Specifications is replaced with the following:

5-1.07 LINES AND GRADES

- The Engineer places stakes and marks under Chapter 12, "Construction Surveys," of the Department's Surveys Manual.

- Submit your request for Department-furnished stakes:

1. On a Request for Construction Stakes form. Ensure:

- 1.1. Requested staking area is ready for stakes

- 1.2. You use the stakes in a reasonable time

2. A reasonable time before starting an activity using the stakes

- Establish priorities for stakes and note priorities on the request.

- Preserve stakes and marks placed by the Engineer. If the stakes or marks are destroyed, the Engineer replaces them at the Engineer's earliest convenience and deducts the cost.

Section 5-1.116, "Differing Site Conditions," is amended to read:

5-1.116 DIFFERING SITE CONDITIONS (23 CFR 635.109)

5-1.116A Contractor's Notification

- Promptly notify the Engineer if you find either of the following:

1. Physical conditions differing materially from either of the following:

- 1.1. Contract documents

- 1.2. Job site examination

2. Physical conditions of an unusual nature, differing materially from those ordinarily encountered and generally recognized as inherent in the work provided for in the contract

- Include details explaining the information you relied on and the material differences you discovered.

- If you fail to notify the Engineer promptly, you waive the differing site condition claim for the period between your discovery of the differing site condition and your notification to the Engineer.

- If you disturb the site after discovery and before the Engineer's investigation, you waive the differing site condition claim.

5-1.116B Engineer's Investigation and Decision

- Upon your notification, the Engineer investigates job site conditions and:

1. Notifies you whether to resume affected work

2. Decides whether the condition differs materially and is cause for an adjustment of time, payment, or both

5-1.116C Protests

- You may protest the Engineer's decision by:
 1. Submitting an Initial Notice of Potential Claim within 5 business days after receipt of the Engineer's notification
 2. Complying with claim procedures
- The Initial Notice of Potential Claim must detail the differences in your position from the Engineer's determination and support your position with additional information, including additional geotechnical data. Attach to the Initial Notice of Potential Claim a certification stating that you complied with Section 2-1.03, "Examination of Plans, Specifications, Contract, and Site of Work."
 - Promptly submit supplementary information when obtained.

SECTION 6: CONTROL OF MATERIALS

Issue Date: August 17, 2007

Section 6-1.05, "Trade Names and Alternatives," of the Standard Specifications is amended to read:

6-1.05 Specific Brand or Trade Name and Substitution

- A reference to a specific brand or trade name establishes a quality standard and is not intended to limit competition. You may use a product that is equal to or better than the specified brand or trade name if approved.
 - Submit a substitution request within a time period that:
 1. Follows Contract award
 2. Allows 30 days for review
 3. Causes no delay
 - Include substantiating data with the substitution request that proves the substitution:
 1. Is of equal or better quality and suitability
 2. Causes no delay in product delivery and installation

Section 6, "Control of Materials," of the Standard Specifications is amended by adding the following sections:

6-1.085 BUY AMERICA (23 CFR 635.410)

- For a Federal-aid contract, furnish steel and iron materials to be incorporated into the work that are produced in the United States except:
 1. Foreign pig iron and processed, pelletized, and reduced iron ore may be used in the domestic production of the steel and iron materials [60 Fed Reg 15478 (03/24/1995)]
 2. If the total combined cost of the materials does not exceed the greater of 0.1 percent of the total bid or \$2,500, material produced outside the United States may be used

- Production includes:
 1. Processing steel and iron materials, including smelting or other processes that alter the physical form or shape (such as rolling, extruding, machining, bending, grinding, and drilling) or chemical composition
 2. Coating application, including epoxy coating, galvanizing, and painting, that protects or enhances the value of steel and iron materials

- For steel and iron materials to be incorporated into the work, submit a Certificate of Compliance under Section 6-1.07, "Certificates of Compliance," of the Standard Specifications that certifies all production processes occurred in the United States except for the above exceptions.

6-1.087 BUY AMERICA (PUB RES CODE § 42703(d))

- Furnish crumb rubber to be incorporated into the work that is produced in the United States and is derived from waste tires taken from vehicles owned and operated in the United States.

- For crumb rubber to be incorporated into the work, submit a Certificate of Compliance under Section 6-1.07, "Certificates of Compliance," of the Standard Specifications that certifies only crumb rubber manufactured in the United States and derived from waste tires taken from vehicles owned and operated in the United States is used.

The 7th and 8th paragraph of Section 6-2.01, "General," of the Standard Specifications are amended to read:

- Upon the Contractor's written request, the Department tests materials from an untested local source. If satisfactory material from that source is used in the work, the Department does not charge the Contractor for the tests; otherwise, the Department deducts the test cost.

The 2nd sentence of the 7th paragraph of Section 6-2.02, "Possible Local Material Sources," of the Standard Specifications is amended to read:

- The Department deducts the charges for the removed material.

SECTION 7: LEGAL RELATIONS AND RESPONSIBILITIES

Issue Date: May 2, 2008

Section 7-1.01, "Laws To Be Observed," of the Standard Specifications is amended to read:

7-1.01 LAWS TO BE OBSERVED

- Comply with laws, regulations, orders, decrees, and permits applicable to the project. Indemnify and defend the State against any claim or liability arising from the violation of a law, regulation, order, decree, or permit by you or your employees. Immediately report to the Engineer in writing a discrepancy or inconsistency between the contract and a law, regulation, order, decree, or permit.

The 3rd listed requirement of the 1st paragraph of Section 7-1.01A(2), "Prevailing Wage," of the Standard Specifications is amended to read:

3. Upon becoming aware of the subcontractor's failure to pay the specified prevailing rate of wages to the subcontractor's workers, the Contractor must diligently take corrective action to stop or rectify the failure, including withholding sufficient funds due the subcontractor for work performed on the public works project.

The 2nd paragraph of Section 7-1.01A(2), "Prevailing Wage," of the Standard Specifications is amended to read:

- Pursuant to Section 1775 of the Labor Code, the Division of Labor Standards Enforcement must notify the Contractor on a public works project within 15 days of the receipt by the Division of Labor Standards Enforcement of a complaint of the failure of a subcontractor on that public works project to pay workers the general prevailing rate of per diem wages. If the Division of Labor Standards Enforcement determines that employees of a subcontractor were not paid the general prevailing rate of per diem wages and if the Department did not withhold sufficient money under the contract to pay those employees the balance of wages owed under the general prevailing rate of per diem wages, the Contractor must withhold an amount of moneys due the subcontractor sufficient to pay those employees the general prevailing rate of per diem wages if requested by the Division of Labor Standards Enforcement. The Contractor must pay any money withheld from and owed to a subcontractor upon receipt of notification by the Division of Labor Standards Enforcement that the wage complaint has been resolved. If notice of the resolution of the wage complaint has not been received by the Contractor within 180 days of the filing of a valid notice of completion or acceptance of the public works project, whichever occurs later, the Contractor must pay all moneys withheld from the subcontractor to the Department. The Department withholds these moneys pending the final decision of an enforcement action.

The 2nd paragraph of Section 7-1.01A(3), "Payroll Records," of the Standard Specifications is amended to read:

- The Department withholds the penalties specified in subdivision (g) of Labor Code § 1776 for noncompliance with the requirements in Section 1776.

The 4th paragraph of Section 7-1.01A(3), "Payroll Records," of the Standard Specifications is amended to read:

- The Department withholds for delinquent or inadequate payroll records (Labor Code § 1771.5). If the Contractor has not submitted an adequate payroll record by the month's 15th day for the period ending on or before the 1st of that month, the Department withholds 10 percent of the monthly progress estimate, exclusive of mobilization. The Department does not withhold more than \$10,000 or less than \$1,000.

The 5th paragraph of Section 7-1.01A(3), "Payroll Records," of the Standard Specifications is deleted.

Section 7-1.01A(6), "Workers' Compensation," of the Standard Specifications is amended to read:

7-1.01A(6) (Blank)

The fourth sentence of the second paragraph of Section 7-1.02, "Load Limitations," of the Standard Specifications is amended to read:

- Trucks used to haul treated base, portland cement concrete, or hot mix asphalt shall enter onto the base to dump at the nearest practical entry point ahead of spreading equipment.

Section 7-1.02, "Load Limitations," of the Standard Specifications is amended by adding the following paragraph after the 4th paragraph:

- Loads imposed on existing, new, or partially completed structures shall not exceed the load carrying capacity of the structure or any portion of the structure as determined by AASHTO LRFD with interims and California Amendments, Design Strength Limit State II. The compressive strength of concrete (f'_c) to be used in computing the load carrying capacity shall be the smaller of the following:

1. Actual compressive strength at the time of loading
2. Value of f'_c shown on the plans for that portion of the structure or 2.5 times the value of f'_c (extreme fiber compressive stress in concrete at service loads) shown on the plans for portions of the structure where no f'_c is shown

The first sentence of the eighth paragraph of Section 7-1.09, "Public Safety," of the Standard Specifications is amended to read:

- Signs, lights, flags, and other warning and safety devices and their use shall conform to the requirements set forth in Part 6 of the California MUTCD.

The sixteenth paragraph of Section 7-1.09, "Public Safety," of the Standard Specifications is amended to read:

- When vertical clearance is temporarily reduced to 15.5 feet or less, low clearance warning signs shall be placed in accordance with Part 2 of the California MUTCD and as directed by the Engineer. Signs shall conform to the dimensions, color, and legend requirements of the California MUTCD and these specifications except that the signs shall have black letters and numbers on an orange retroreflective background. W12-2P signs shall be illuminated so that the signs are clearly visible.

The last sentence of the 2nd paragraph of Section 7-1.11, "Preservation of Property," of the Standard Specifications is amended to read:

- The cost of the repairs must be borne by the Contractor and will be deducted.

Section 7-1.12, "Indemnification and Insurance," of the Standard Specifications is amended to read:

7-1.12 INDEMNIFICATION AND INSURANCE

- The Contractor's obligations regarding indemnification of the State of California and the requirements for insurance shall conform to the provisions in Section 3-1.025, "Insurance Policies," and Sections 7-1.12A, "Indemnification," and 7-1.12B, "Insurance," of this Section 7-1.12.

7-1.12A Indemnification

- The Contractor shall defend, indemnify, and save harmless the State, including its officers, employees, and agents (excluding agents who are design professionals) from any and all claims, demands, causes of action, damages, costs, expenses, actual attorneys' fees, losses or liabilities, in law or in equity (Section 7-1.12A Claims) arising out of or in connection with the Contractor's performance of this contract for:

1. Bodily injury including, but not limited to, bodily injury, sickness or disease, emotional injury or death to persons, including, but not limited to, the public, any employees or agents of the Contractor, the State, or any other contractor; and
2. Damage to property of anyone including loss of use thereof; caused or alleged to be caused in whole or in part by any negligent or otherwise legally actionable act or omission of the Contractor or anyone directly or indirectly employed by the Contractor or anyone for whose acts the Contractor may be liable.

- Except as otherwise provided by law, these requirements apply regardless of the existence or degree of fault of the State. The Contractor is not obligated to indemnify the State for Claims arising from conduct delineated in Civil Code Section 2782 and to Claims arising from any defective or substandard condition of the highway that existed at or before the start of work, unless this condition has been changed by the work or the scope of the work requires the Contractor to maintain existing highway facilities and the Claim arises from the Contractor's failure to maintain. The Contractor's defense and indemnity obligation shall extend to Claims arising after the work is completed and accepted if the Claims are directly related to alleged acts or omissions by the Contractor that occurred during the course of the work. State inspection is not a waiver of full compliance with these requirements.

- The Contractor's obligation to defend and indemnify shall not be excused because of the Contractor's inability to evaluate liability or because the Contractor evaluates liability and determine that the Contractor is not liable. The Contractor shall respond within 30 days to the tender of any Claim for defense and indemnity by the State, unless this time has been extended by the State. If the Contractor fails to accept or reject a tender of defense and indemnity within 30 days, in addition to any other remedy authorized by law, the Department may withhold such funds the State reasonably considers necessary for its defense and indemnity until disposition has been made of the Claim or until the Contractor accepts or rejects the tender of defense, whichever occurs first.

- With respect to third-party claims against the Contractor, the Contractor waives all rights of any type to express or implied indemnity against the State, its officers, employees, or agents (excluding agents who are design professionals).

- Nothing in the Contract is intended to establish a standard of care owed to any member of the public or to extend to the public the status of a third-party beneficiary for any of these indemnification specifications.

7-1.12B Insurance

7-1.12B(1) General

- Nothing in the contract is intended to establish a standard of care owed to any member of the public or to extend to the public the status of a third-party beneficiary for any of these insurance specifications.

7-1.12B(2) Casualty Insurance

- The Contractor shall procure and maintain insurance on all of its operations with companies acceptable to the State as follows:

1. The Contractor shall keep all insurance in full force and effect from the beginning of the work through contract acceptance.
2. All insurance shall be with an insurance company with a rating from A.M. Best Financial Strength Rating of A- or better and a Financial Size Category of VII or better.
3. The Contractor shall maintain completed operations coverage with a carrier acceptable to the State through the expiration of the patent deficiency in construction statute of repose set forth in Code of Civil Procedure Section 337.1.

7-1.12B(3) Workers' Compensation and Employer's Liability Insurance

- In accordance with Labor Code Section 1860, the Contractor shall secure the payment of worker's compensation in accordance with Labor Code Section 3700.
- In accordance with Labor Code Section 1861, the Contractor shall submit to the Department the following certification before performing the work:

I am aware of the provisions of Section 3700 of the Labor Code which require every employer to be insured against liability for workers' compensation or to undertake self-insurance in accordance with the provisions of that code, and I will comply with such provisions before commencing the performance of the work of this contract.

- Contract execution constitutes certification submittal.
- The Contractor shall provide Employer's Liability Insurance in amounts not less than:

1. \$1,000,000 for each accident for bodily injury by accident
2. \$1,000,000 policy limit for bodily injury by disease
3. \$1,000,000 for each employee for bodily injury by disease

- If there is an exposure of injury to the Contractor's employees under the U.S. Longshoremen's and Harbor Workers' Compensation Act, the Jones Act, or under laws, regulations, or statutes applicable to maritime employees, coverage shall be included for such injuries or claims.

7-1.12B(4) Liability Insurance

7-1.12B(4)(a) General

• The Contractor shall carry General Liability and Umbrella or Excess Liability Insurance covering all operations by or on behalf of the Contractor providing insurance for bodily injury liability and property damage liability for the following limits and including coverage for:

1. Premises, operations, and mobile equipment
2. Products and completed operations
3. Broad form property damage (including completed operations)
4. Explosion, collapse, and underground hazards
5. Personal injury
6. Contractual liability

7-1.12B(4)(b) Liability Limits/Additional Insureds

• The limits of liability shall be at least the amounts shown in the following table:

Total Bid	For Each Occurrence ¹	Aggregate for Products/Completed Operation	General Aggregate ²	Umbrella or Excess Liability ³
≤\$1,000,000	\$1,000,000	\$2,000,000	\$2,000,000	\$5,000,000
>\$1,000,000 ≤\$5,000,000	\$1,000,000	\$2,000,000	\$2,000,000	\$10,000,000
>\$5,000,000 ≤\$25,000,000	\$2,000,000	\$2,000,000	\$4,000,000	\$15,000,000
>\$25,000,000	\$2,000,000	\$2,000,000	\$4,000,000	\$25,000,000
1. Combined single limit for bodily injury and property damage. 2. This limit shall apply separately to the Contractor's work under this contract. 3. The umbrella or excess policy shall contain a clause stating that it takes effect (drops down) in the event the primary limits are impaired or exhausted.				

• The Contractor shall not require certified Small Business subcontractors to carry Liability Insurance that exceeds the limits in the table above. Notwithstanding the limits specified herein, at the option of the Contractor, the liability insurance limits for certified Small Business subcontractors of any tier may be less than those limits specified in the table. For Small Business subcontracts, "Total Bid" shall be interpreted as the amount of subcontracted work to a certified Small Business.

• The State, including its officers, directors, agents (excluding agents who are design professionals), and employees, shall be named as additional insureds under the General Liability and Umbrella Liability Policies with respect to liability arising out of or connected with work or operations performed by or on behalf of the Contractor under this contract. Coverage for such additional insureds does not extend to liability:

1. Arising from any defective or substandard condition of the roadway which existed at or before the time the Contractor started work, unless such condition has been changed by the work or the scope of the work requires the Contractor to maintain existing roadway facilities and the claim arises from the Contractor's failure to maintain;
2. For claims occurring after the work is completed and accepted unless these claims are directly related to alleged acts or omissions of the Contractor that occurred during the course of the work; or

3. To the extent prohibited by Insurance Code Section 11580.04

- Additional insured coverage shall be provided by a policy provision or by an endorsement providing coverage at least as broad as Additional Insured (Form B) endorsement form CG 2010, as published by the Insurance Services Office (ISO), or other form designated by the Department.

7-1.12B(4)(c) Contractor's Insurance Policy is Primary

- The policy shall stipulate that the insurance afforded the additional insureds applies as primary insurance. Any other insurance or self-insurance maintained by the State is excess only and shall not be called upon to contribute with this insurance.

7-1.12B(5) Automobile Liability Insurance

- The Contractor shall carry automobile liability insurance, including coverage for all owned, hired, and nonowned automobiles. The primary limits of liability shall be not less than \$1,000,000 combined single limit each accident for bodily injury and property damage. The umbrella or excess liability coverage required under Section 7-1.12B(4)(b) also applies to automobile liability.

7-1.12B(6) Policy Forms, Endorsements, and Certificates

- The Contractor shall provide its General Liability Insurance under Commercial General Liability policy form No. CG0001 as published by the Insurance Services Office (ISO) or under a policy form at least as broad as policy form No. CG0001.

7-1.12B(7) Deductibles

- The State may expressly allow deductible clauses, which it does not consider excessive, overly broad, or harmful to the interests of the State. Regardless of the allowance of exclusions or deductions by the State, the Contractor is responsible for any deductible amount and shall warrant that the coverage provided to the State is in accordance with Section 7-1.12B, "Insurance."

7-1.12B(8) Enforcement

- The Department may assure the Contractor's compliance with its insurance obligations. Ten days before an insurance policy lapses or is canceled during the contract period, the Contractor shall submit to the Department evidence of renewal or replacement of the policy.

- If the Contractor fails to maintain any required insurance coverage, the Department may maintain this coverage and withhold or charge the expense to the Contractor or terminate the Contractor's control of the work in accordance with Section 8-1.08, "Termination of Control."

- The Contractor is not relieved of its duties and responsibilities to indemnify, defend, and hold harmless the State, its officers, agents, and employees by the Department's acceptance of insurance policies and certificates.

- Minimum insurance coverage amounts do not relieve the Contractor for liability in excess of such coverage, nor do they preclude the State from taking other actions available to it, including the withholding of funds under this contract.

7-1.12B(9) Self-Insurance

- Self-insurance programs and self-insured retentions in insurance policies are subject to separate annual review and approval by the State.
- If the Contractor uses a self-insurance program or self-insured retention, the Contractor shall provide the State with the same protection from liability and defense of suits as would be afforded by first-dollar insurance. Execution of the contract is the Contractor's acknowledgement that the Contractor will be bound by all laws as if the Contractor were an insurer as defined under Insurance Code Section 23 and that the self-insurance program or self-insured retention shall operate as insurance as defined under Insurance Code Section 22.

SECTION 8: PROSECUTION AND PROGRESS

Issue Date: August 17, 2007

The 2nd paragraph of Section 8-1.02, "Assignment," of the Standard Specifications is amended to read:

- If the Contractor assigns the right to receive contract payments, the Department accepts the assignment upon the Engineer's receipt of a notice. Assigned payments remain subject to deductions and withholds described in the contract. The Department may use withheld payments for work completion whether payments are assigned or not.

SECTION 9: MEASUREMENT AND PAYMENT

Issue Date: August 17, 2007

The last sentence of the 1st paragraph of Section 9-1.02, "Scope of Payment," of the Standard Specifications is amended to read:

- Neither the payment of any estimate nor of any retained percentage or withhold relieves the Contractor of any obligation to make good any defective work or material.

The 6th paragraph of Section 9-1.03C, "Records," of the Standard Specifications is deleted.

The 2nd sentence of the 14th paragraph of Section 9-1.04, "Notice of Potential Claim," of the Standard Specifications is amended to read:

- Administrative disputes are disputes of administrative deductions or withholds, contract item quantities, contract item adjustments, interest payments, protests of contract change orders as provided in Section 4-1.03A, "Procedure and Protest," and protests of the Weekly Statement of Working Days as provided in Section 8-1.06, "Time of Completion."

Section 9-1.05, "Stop Notices," of the Standard Specifications is amended to read:

9-1.05 STOP NOTICE WITHHOLDS

- The Department may withhold payments to cover claims filed under Civ Code § 3179 et seq.

Section 9, "Measurement and Payment," of the Standard Specifications is amended by adding the following sections:

9-1.053 PERFORMANCE FAILURE WITHHOLDS

- During each estimate period you fail to comply with a contract part, including submittal of a document as specified, the Department withholds a part of the progress payment. The documents include quality control plans, schedules, traffic control plans, and water pollution control submittals.
- For 1 performance failure, the Department withholds 25 percent of the progress payment but does not withhold more than 10 percent of the total bid.
- For multiple performance failures, the Department withholds 100 percent of the progress payment but does not withhold more than 10 percent of the total bid.
- The Department returns performance-failure withholds in the progress payment following the correction of noncompliance.

9-1.055 PENALTY WITHHOLDS

- Penalties include fines and damages that are proposed, assessed, or levied against you or the Department by a governmental agency or citizen lawsuit. Penalties are also payments made or costs incurred in settling alleged permit violations of Federal, State, or local laws, regulations, or requirements. The cost incurred may include the amount spent for mitigation or correcting a violation.
- If you or the Department is assessed a penalty, the Department may withhold the penalty amount until the penalty disposition has been resolved. The Department may withhold penalty funds and notify you within 15 days of the withhold. If the penalty amount is less than the amount being withheld from progress payments for retentions, the Department will not withhold the penalty amount.
- If the penalty is resolved for less than the amount withheld, the Department pays interest at a rate of 6 percent per year on the excess withhold. If the penalty is not resolved, the withhold becomes a deduction.
- Instead of the withhold, you may provide a bond payable to the Department of Transportation equal to the highest estimated liability for any disputed penalties proposed.

9-1.057 PROGRESS WITHHOLDS FOR FEDERAL-AID CONTRACTS

- Section 9-1.057, "Progress Withholds for Federal-Aid Contracts," applies to a Federal-aid contract.
- The Department withholds 10 percent of a partial payment for noncompliant progress. Noncompliant progress occurs when:
 1. Total days to date exceed 75 percent of the revised contract working days
 2. Percent of working days elapsed exceeds the percent of value of work completed by more than 15 percent
- The Engineer determines the percent of working days elapsed by dividing the total days to date by the revised contract working days and converting the quotient to a percentage.
- The Engineer determines the percent of value of work completed by summing payments made to date and the amount due on the current progress estimate, dividing this sum by the

current total estimated value of the work, and converting the quotient to a percentage. These amounts are shown on the Progress Payment Voucher.

- When the percent of working days elapsed minus the percent of value of work completed is less than or equal to 15 percent, the Department returns the withhold in the next progress payment.

The 3rd paragraph of Section 9-1.06, "Partial Payments," of the Standard Specifications is amended to read:

- For a non-Federal-aid project, the Department retains 10 percent of the estimated value of the work done and 10 percent of the value of materials estimated to have been furnished and delivered and unused or furnished and stored as part security for the fulfillment of the contract by the Contractor, except that at any time after 20 percent of the work has been completed, if the Engineer finds that satisfactory progress is being made, the Department may reduce the total amount being retained from payment pursuant to the above requirements to 5 percent of the total estimated value of the work and materials and may also reduce the amount retained from any of the remaining partial payments to 5 percent of the estimated value of the work and materials. In addition, on any partial payment made after 95 percent of the work has been completed, the Department may reduce the amount retained from payment pursuant to the requirements of this Section 9-1.06, to such lesser amount as the Department determines is adequate security for the fulfillment of the balance of the work and other requirements of the contract, but in no event is that amount reduced to less than 125 percent of the estimated value of the work yet to be completed as determined by the Engineer. The reduction is made only upon the request of the Contractor and must be approved in writing by the surety on the performance bond and by the surety on the payment bond. The approval of the surety must be submitted to the Disbursing Officer of the Department; the signature of the person executing the approval for the surety must be properly acknowledged and the power of attorney authorizing the person to give that consent must either accompany the document or be on file with the Department. The retentions specified in this paragraph are those defined in Pub Cont Code § 7107(b).

The 1st sentence of the 4th paragraph of Section 9-1.06, "Partial Payments," of the Standard Specifications is amended to read:

- The Department shall pay monthly to the Contractor, while carrying on the work, the balance not retained, as aforesaid, after deducting therefrom all previous payments and all sums to be deducted or withheld under the provisions of the contract.

The title and 1st and 2nd paragraphs of Section 9-1.065, "Payment of Withheld Funds," of the Standard Specifications are amended to read:

9-1.065 RELEASE OF RETAINED FUNDS

- The Department releases retained funds if you:
 1. Request release of the retention (Pub Cont Code § 10263) in writing
 2. Deposit securities equivalent to the funds you want released into escrow with the State Treasurer or with a bank acceptable to the Department
 3. Are the beneficial owner of and receive interest on the deposited securities substituted for

the retained funds

The 2nd sentence Section 9-1.07A, "Payment Prior to Proposed Final Estimate," of the Standard Specifications is amended to read:

- The Department pays the balance due less previous payments, deductions, withholds, and retentions under the provisions of the contract and those further amounts that the Engineer determines to be necessary pending issuance of the proposed final estimate and payment thereon.

The 1st paragraph of Section 9-1.07B, "Final Payment and Claims," of the Standard Specifications is amended to read:

- After acceptance by the Director, the Engineer makes a proposed final estimate of the total amount payable to the Contractor, including an itemization of the total amount, segregated by contract item quantities, extra work, and other basis for payment, and shows each deduction made or to be made for prior payments and amounts to be deducted, withheld, or retained under the provisions of the contract. Prior estimates and payments are subject to correction in the proposed final estimate. The Contractor must submit written approval of the proposed final estimate or a written statement of claims arising under or by virtue of the contract so that the Engineer receives the written approval or statement of claims no later than close of business of the 30th day after receiving the proposed final estimate. The Contractor's receipt of the proposed final estimate must be evidenced by postal receipt. The Engineer's receipt of the Contractor's written approval or statement of claims must be evidenced by postal receipt or the Engineer's written receipt if delivered by hand.

SECTION 12: CONSTRUCTION AREA TRAFFIC CONTROL DEVICES

Issue Date: October 6, 2006

The first sentence of the second paragraph of Section 12-1.01, "Description," of the Standard Specifications is amended to read:

- Attention is directed to Part 6 of the California MUTCD.

Section 12-2.01, "Flaggers," of the Standard Specifications is amended to read:

12-2.01 FLAGGERS

- Flaggers while on duty and assigned to traffic control or to give warning to the public that the highway is under construction and of any dangerous conditions to be encountered as a result thereof, shall perform their duties and shall be provided with the necessary equipment in conformance with Part 6 of the California MUTCD. The equipment shall be furnished and kept clean and in good repair by the Contractor at the Contractor's expense.

The first paragraph of Section 12-3.01, "General," of the Standard Specifications is amended to read:

- In addition to the requirements in Part 6 of the California MUTCD, all devices used by the Contractor in the performance of the work shall conform to the provisions in this Section 12-3.

The second sentence of the first paragraph of Section 12-3.06, "Construction Area Signs," of the Standard Specifications is amended to read:

- Construction area signs are shown in or referred to in Part 6 of the California MUTCD.

The first sentence of the fourth paragraph of Section 12-3.06, "Construction Area Signs," of the Standard Specifications is amended to read:

- All construction area signs shall conform to the dimensions, color and legend requirements of the plans, Part 6 of the California MUTCD and these specifications.

The first sentence of the eighth paragraph of Section 12-3.06, "Construction Area Signs," of the Standard Specifications is amended to read:

- Used signs with the specified sheeting material will be considered satisfactory if they conform to the requirements for visibility and legibility and the colors conform to the requirements in Part 6 of the California MUTCD.

SECTION 19: EARTHWORK

Issue Date: July 31, 2007

Section 19-1.03, "Grade Tolerance," of the Standard Specifications is amended to read:

- Immediately prior to placing subsequent layers of material thereon, the grading plane shall conform to one of the following:
 - A. When hot mix asphalt is to be placed on the grading plane, the grading plane at any point shall not vary more than 0.05-foot above or below the grade established by the Engineer.
 - B. When subbase or base material to be placed on the grading plane is to be paid for by the ton, the grading plane at any point shall not vary more than 0.10-foot above or below the grade established by the Engineer.
 - C. When the material to be placed on the grading plane is to be paid for by the cubic yard, the grading plane at any point shall be not more than 0.05-foot above the grade established by the Engineer.

The first paragraph of Section 19-3.025C, "Soil Cement Bedding," of the Standard Specifications is amended to read:

- Cementitious material used in soil cement bedding shall conform to the provisions in Section 90-2.01, "Cementitious Materials." Supplementary cementitious material will not be required.

The fourth paragraph of Section 19-3.025C, "Soil Cement Bedding," of the Standard Specifications is amended to read:

- The aggregate, cementitious material, and water shall be proportioned either by weight or by volume. Soil cement bedding shall contain not less than 282 pounds of cementitious material per cubic yard. The water content shall be sufficient to produce a fluid, workable mix that will flow and can be pumped without segregation of the aggregate while being placed.

The first paragraph of Section 19-3.062, "Slurry Cement Backfill," of the Standard Specifications is amended to read:

- Slurry cement backfill shall consist of a fluid, workable mixture of aggregate, cementitious material, and water.

The fifth paragraph of Section 19-3.062, "Slurry Cement Backfill," of the Standard Specifications is amended to read:

- Cementitious material shall conform to the provisions in Section 90-2.01, "Cementitious Materials." Supplementary cementitious material will not be required.

The eighth paragraph of Section 19-3.062, "Slurry Cement Backfill," of the Standard Specifications is amended to read:

- The aggregate, cementitious material, and water shall be proportioned either by weight or by volume. Slurry cement backfill shall contain not less than 188 pounds of cementitious material per cubic yard. The water content shall be sufficient to produce a fluid, workable mix that will flow and can be pumped without segregation of the aggregate while being placed.

SECTION 20: EROSION CONTROL AND HIGHWAY PLANTING

Issue Date: August 17, 2007

Section 20-2.03, "Soil Amendment," of the Standard Specifications is amended to read:

20-2.03 SOIL AMENDMENT

- Soil amendment shall comply with the requirements in the California Food and Agricultural Code.
- Soil amendment producers shall comply with the following:
 1. Be fully permitted to produce compost as specified under the California Integrated Waste Management Board, Local Enforcement Agencies and any other State and Local Agencies that regulate Solid Waste Facilities. If exempt from State permitting requirements, the composting facility must certify that it follows guidelines and procedures for production of compost meeting the environmental health standards of Title 14, California Code of Regulations, Division 7, Chapter 3.1, Article 7.
 2. Be a participant in United States Composting Council's Seal of Testing Assurance program.

- Soil amendment shall be composted and may be derived from any single, or mixture of any of the following feedstock materials:

1. Green material consisting of chipped, shredded, or ground vegetation; or clean processed recycled wood products
2. Biosolids
3. Manure
4. Mixed food waste

- Soil amendment feedstock materials shall be composted to reduce weed seeds, pathogens and deleterious materials as specified under Title 14, California Code of Regulations, Division 7, Chapter 3.1, Article 7, Section 17868.3.

- Soil amendment shall not be derived from mixed municipal solid waste and must be reasonably free of visible contaminants. Soil amendment must not contain paint, petroleum products, pesticides or any other chemical residues harmful to animal life or plant growth. Soil amendment must not possess objectionable odors.

- Metal concentrations in soil amendment must not exceed the maximum metal concentrations listed in Title 14, California Code of Regulations, Division 7, Chapter 3.1, Section 17868.2.

- Soil amendment must comply with the following:

Physical/Chemical Requirements		
Property	Test Method	Requirement
pH	*TMECC 04.11-A, Elastometric pH 1:5 Slurry Method, pH Units	6.0–8.0
Soluble Salts	TMECC 04.10-A, Electrical Conductivity 1:5 Slurry Method dS/m (mmhos/cm)	0-10.0
Moisture Content	TMECC 03.09-A, Total Solids & Moisture at 70+/- 5 deg C, % Wet Weight Basis	30–60
Organic Matter Content	TMECC 05.07-A, Loss-On-Ignition Organic Matter Method (LOI), % Dry Weight Basis	30–65
Maturity	TMECC 05.05-A, Germination and Vigor Seed Emergence Seedling Vigor % Relative to Positive Control	80 or Above 80 or Above
Stability	TMECC 05.08-B, Carbon Dioxide Evolution Rate mg CO ₂ -C/g OM per day	8 or below
Particle Size	TMECC 02.02-B Sample Sieving for Aggregate Size Classification % Dry Weight Basis	95% Passing 5/8 inch 70% Passing 3/8 inch
Pathogen	TMECC 07.01-B, Fecal Coliform Bacteria < 1000 MPN/gram dry wt.	Pass
Pathogen	TMECC 07.01-B, Salmonella < 3 MPN/4 grams dry wt.	Pass
Physical Contaminants	TMECC 02.02-C, Man Made Inert Removal and Classification: Plastic, Glass and Metal, % > 4mm fraction	Combined Total: < 1.0
Physical Contaminants	TMECC 02.02-C, Man Made Inert Removal and Classification: Sharps (Sewing needles, straight pins and hypodermic needles), % > 4mm fraction	None Detected

*TMECC refers to "Test Methods for the Examination of Composting and Compost," published by the United States Department of Agriculture and the United States Compost Council (USCC).

- Prior to application, the Contractor shall provide the Engineer with a copy of the soil amendment producer's Compost Technical Data Sheet and a copy of the compost producers STA certification. The Compost Technical Data Sheet shall include laboratory analytical test results, directions for product use, and a list of product ingredients.
- Prior to application, the Contractor shall provide the Engineer with a Certificate of Compliance in conformance with the provisions in Section 6-1.07, "Certificates of Compliance," of the Standard Specifications.

The last 3 paragraphs of Section 20-2.10, "Seed," of the Standard Specifications are deleted.

The last paragraph of Section 20-3.04A, "General," of the Standard Specifications is deleted.

Section 20-4.055, "Pruning," of the Standard Specifications is amended to read:

20-4.055 PRUNING

- Pruning of plants shall be consistent with American National Standards Institute (ANSI), "Tree, Shrub and Other Woody Plant Maintenance Standard Practices," ANSI 300 (Part 1)-2001 and "Best Management Practices Tree Pruning," 2002 (ISBN 1-881956318), published by the International Society of Arboriculture, P.O. Boc 3129, Champaign, IL 61826.

SECTION 25: AGGREGATE SUBBASES

Issue Date: February 16, 2007

The first paragraph of Section 25-1.02A, "Class 1, Class 2, and Class 3 Aggregate Subbases," of the Standard Specifications is amended to read:

- Aggregate must be clean and free from organic matter and other deleterious substances. Aggregate must consist of any combination of:

1. Broken stone
2. Crushed gravel
3. Natural rough surfaced gravel
4. Sand
5. Up to 100 percent of any combination of processed:
 - 5.1. Asphalt concrete
 - 5.2. Portland cement concrete
 - 5.3. Lean concrete base
 - 5.4. Cement treated base

The first paragraph of Section 25-1.02B, "Class 4 Aggregate Subbase," of the Standard Specifications is amended to read:

- Aggregate must be clean and free from organic matter and other deleterious substances. Aggregate must consist of any combination of:

1. Broken stone
2. Crushed gravel
3. Natural rough surfaced gravel
4. Sand
5. Up to 100 percent of any combination of processed:
 - 5.1. Asphalt concrete
 - 5.2. Portland cement concrete
 - 5.3. Lean concrete base
 - 5.4. Cement treated base

SECTION 26: AGGREGATE BASE

Issue Date: February 16, 2007

The first paragraph of Section 26-1.02A, "Class 2 Aggregate Base," of the Standard Specifications is amended to read:

- Aggregate must be clean and free from organic matter and other deleterious substances. Aggregate must consist of any combination of:

1. Broken stone
2. Crushed gravel
3. Natural rough surfaced gravel
4. Sand
5. Up to 100 percent of any combination of processed:
 - 5.1. Asphalt concrete
 - 5.2. Portland cement concrete
 - 5.3. Lean concrete base
 - 5.4. Cement treated base

The first paragraph of Section 26-1.02B, "Class 3 Aggregate Base," of the Standard Specifications is amended to read:

- Aggregate must be clean and free from organic matter and other deleterious substances. Aggregate must consist of any combination of:

1. Broken stone
2. Crushed gravel
3. Natural rough surfaced gravel
4. Sand
5. Up to 100 percent of any combination of processed:
 - 5.1. Asphalt concrete
 - 5.2. Portland cement concrete
 - 5.3. Lean concrete base
 - 5.4. Cement treated base

SECTION 27: CEMENT TREATED BASES

Issue Date: July 31, 2007

The first paragraph of Section 27-1.02, "Materials," of the Standard Specifications is amended to read:

- Cement shall be Type II portland cement conforming to the provisions in Section 90-2.01A, "Cement."

The third paragraph of Section 27-1.02, "Materials," of the Standard Specifications is amended to read:

- Aggregate for use in Class A cement treated base shall be of such quality that when mixed with cement in an amount not to exceed 5 percent by weight of the dry aggregate and compacted at optimum moisture content, the compressive strength of a sample of the compacted mixture shall not be less than 750 pounds per square inch at 7 days, when tested by California Test 312.

The fourth paragraph of Section 27-1.02, "Materials," of the Standard Specifications is amended to read:

- Aggregate for use in Class B cement treated base shall have a Resistance (R-value) of not less than 60 before mixing with cement and a Resistance (R-value) of not less than 80 after mixing with cement in an amount not to exceed 2.5 percent by weight of the dry aggregate.

The ninth paragraph of Section 27-1.07, "Compacting," of the Standard Specifications is amended to read:

- When surfacing material is hot mix asphalt, the low areas shall be filled with hot mix asphalt conforming to the requirements for the lowest layer of hot mix asphalt to be placed as surfacing. This filling shall be done as a separate operation prior to placing the lowest layer of surfacing, and full compensation for this filling will be considered as included in the contract price paid for cement treated base and no additional compensation will be allowed therefor.

SECTION 28: LEAN CONCRETE BASE

Issue Date: July 31, 2007

The first paragraph of Section 28-1.02, "Materials," of the Standard Specifications is amended to read:

- Cement shall be Type II portland cement conforming to the provisions in Section 90-2.01A, "Cement."

The sixth paragraph of Section 28-1.02, "Materials," of the Standard Specifications is amended to read:

- Aggregate shall be of such quality that, when mixed with cement in an amount not to exceed 300 pounds per cubic yard, and tested in conformance with the requirements in California Test 548, the compressive strength of a sample will be not less than 700 pounds per square inch at 7 days.

The second paragraph of Section 28-1.06, "Spreading, Compacting and Shaping," of the Standard Specifications is amended to read:

- In advance of curing operations, lean concrete base to be surfaced with hot mix asphalt shall be textured with a drag strip of burlap, a broom or a spring steel tine device which will produce scoring in the finished surface. The scoring shall be parallel with the centerline or transverse thereto. The operation shall be performed at a time and in a manner to produce the coarsest texture practical for the method used.

The second paragraph of Section 28-1.08, "Surfaces Not Within Tolerance," of the Standard Specifications is amended to read:

- Hardened lean concrete base with a surface lower than 0.05-foot below the grade established by the Engineer shall be removed and replaced with lean concrete base which complies with these specifications, or if permitted by the Engineer, the low areas shall be filled with pavement material as follows:

1. When pavement material is hot mix asphalt, the low areas shall be filled with hot mix asphalt conforming to the requirements for the lowest layer of hot mix asphalt to be placed as pavement. This shall be done as a separate operation prior to placing the lowest layer of pavement, and full compensation for this filling will be considered as included in the contract price paid per cubic yard for lean concrete base and no additional compensation will be allowed therefor.
2. When pavement material is portland cement concrete, the low areas shall be filled with pavement concrete at the time and in the same operation that the pavement is placed. Full compensation for this filling will be considered as included in the contract price paid per cubic yard for lean concrete base and no additional compensation will be allowed therefor.

SECTION 29: TREATED PERMEABLE BASES

Issue Date: July 31, 2007

The second paragraph of Section 29-1.02B, "Cement Treated Permeable Base," of the Standard Specifications is amended to read:

- Cement shall be Type II portland cement conforming to the provisions in Section 90-2.01A, "Cement."

The first paragraph of Section 29-1.04A, "Asphalt Treated Permeable Base," of the Standard Specifications is amended to read:

- Aggregates and asphalt for asphalt treated permeable base shall be stored, proportioned and mixed in the same manner provided for storing, proportioning and mixing aggregates and asphalt for hot mix asphalt in Section 39-1.08, "Production," except as follows:

1. The aggregate need not be separated into sizes.
2. The temperature of the aggregate before adding the asphalt binder shall be not less than 275° F nor more than 325° F.
3. Asphalt treated permeable base stored in excess of 2 hours shall not be used in the work.
4. The aggregate shall be combined with 2.5 percent paving asphalt by weight of the dry aggregate. After testing samples of the Contractor's proposed aggregate supply, the Engineer may order an increase or decrease in the asphalt content. If an increase or decrease is ordered, and the increase or decrease exceeds the specified amount by more than 0.1-percent by weight of the dry aggregate, the compensation payable to the Contractor for the asphalt treated permeable base will be increased or decreased on the basis of the total increase or decrease in asphalt.
5. The asphalt content of the asphalt mixture will be determined, at the option of the Engineer, by extraction tests in conformance with the requirements in California Test 310

or 362, or will be determined in conformance with the requirements in California Test 379. The bitumen ratio pounds of asphalt per 100 pounds of dry aggregate shall not vary by more than 0.5-pound of asphalt above or 0.5-pound of asphalt below the amount designated by the Engineer. Compliance with this requirement will be determined either by taking samples from trucks at the plant or from the mat behind the paver before rolling. If the sample is taken from the mat behind the paver, the bitumen ratio shall be not less than the amount designated by the Engineer, less 0.7-pound of asphalt per 100 pounds of dry aggregate.

The second paragraph of Section 29-1.04B, "Cement Treated Permeable Base," of the Standard Specifications is amended to read:

- Cement treated permeable base shall contain not less than 287 pounds of cement per cubic yard.

The first paragraph of Section 29-1.05, "Spreading and Compacting Asphalt Treated Permeable Base," of the Standard Specifications is amended to read:

- Asphalt treated permeable base shall be spread and compacted as specified for hot mix asphalt under the "Method" construction process in Section 39, "Hot Mix Asphalt," and these specifications.

The second paragraph of Section 29-1.07, "Surfaces Not Within Tolerance," of the Standard Specifications is amended to read:

- Hardened treated permeable base with a surface lower than 0.05-foot below the grade established by the Engineer shall be removed and replaced with treated permeable base which complies with these specifications, or if permitted by the Engineer, the low areas shall be filled with pavement material as follows:

1. When pavement material is hot mix asphalt, the low areas shall be filled with hot mix asphalt conforming to the requirements for the lowest layer of hot mix asphalt to be placed as pavement. This shall be done as a separate operation prior to placing the lowest layer of pavement.
2. When pavement material is portland cement concrete, the low areas shall be filled with pavement concrete at the time and in the same operation in which the pavement is placed.
3. Full compensation for filling low areas will be considered as included in the contract price paid per cubic yard for treated permeable base and no additional compensation will be allowed therefor.

SECTION 37: BITUMINOUS SEALS

Issue Date: August 17, 2007

The fourth through sixth paragraphs in Section 37-1.03, "Maintaining Traffic," of the Standard Specifications are amended to read:

- On 2-lane two-way roadways, W8-7 "LOOSE GRAVEL" signs and W13-1 (35) speed advisory signs shall be furnished and placed adjacent to both sides of the traveled way where screenings are being spread on a traffic lane. The first W8-7 sign in each direction shall be placed where traffic first encounters loose screenings, regardless of which lane the screenings are being spread on. The W13-1 (35) signs need not be placed in those areas with posted speed limits of less than 40 MPH. The signs shall be placed at maximum 2,000-foot intervals along each side of the traveled way and at public roads or streets entering the seal coat area as directed by the Engineer.

- On multilane roadways (freeways, expressways and multilane conventional highways) where screenings are being spread on a traffic lane, W8-7 "LOOSE GRAVEL" signs and W13-1 (35) speed advisory signs shall be furnished and placed adjacent to the outside edge of the traveled way nearest to the lane being worked on. The first W8-7 sign shall be placed where the screenings begin with respect to the direction of travel on that lane. The W13-1 (35) signs need not be placed in those areas with posted speed limits of less than 40 MPH. The signs shall be placed at maximum 2,000-foot intervals along the edge of traveled way and at on-ramps, public roads or streets entering the seal coat area as directed by the Engineer.

- The W8-7 and W13-1 signs shall be maintained in place at each location until final brooming of the seal coat surface at that location is completed. The W8-7 and W13-1 signs shall conform to the provisions for construction area signs in Section 12, "Construction Area Traffic Control Devices." The signs may be set on temporary portable supports with the W13-1 below the W8-7 or on barricades with the W13-1 sign alternating with the W8-7 sign.

The second paragraph of Section 37-1.07, "Finishing," of the Standard Specifications is amended to read:

- Rollers shall be oscillating type pneumatic-tired rollers. A minimum of 2 pneumatic-tired rollers conforming to the provisions in Section 39-3.03 "Spreading and Compacting Equipment," shall be furnished.

The second paragraph in Section 37-1.09, "Payment," of the Standard Specifications is amended to read:

- The above prices and payments shall include full compensation for furnishing all labor, materials, tools, equipment and incidentals, and for doing all the work involved in applying seal coat, complete in place, including furnishing, placing, maintaining, and removing W8-7 and W13-1 signs, when required, and temporary supports or barricades for the signs, as shown on the plans, and as specified in these specifications and the special provisions, and as directed by the Engineer.

SECTION 40: PORTLAND CEMENT CONCRETE PAVEMENT

Issue Date: January 5, 2007

Section 40-1.015, "Cement Content," is deleted.

Section 40-1.05, "Proportioning," of the Standard Specifications is amended to read:

- Aggregate and cementitious material proportioning shall conform to the provisions in Section 90-5, "Proportioning."

The first paragraph in Section 40-1.105, "Exit Ramp Termini," of the Standard Specifications is amended to read:

- Concrete pavement shall be constructed at the ends of exit ramps when required by the plans or the special provisions. Texturing for exit ramp termini shall be by means of heavy brooming in a direction normal to ramp centerline. The hardened surface shall have a coefficient of friction not less than 0.35 as determined by California Test 342. Minimum cementitious material content of concrete in pavement for exit ramp termini shall be 590 pounds per cubic yard.

The first paragraph in Section 40-1.14, "Payment," of the Standard Specifications is amended to read:

- The contract price paid per cubic yard for concrete pavement shall include full compensation for furnishing all labor, materials (including cementitious material in the amount specified), tools, equipment, and incidentals, and for doing all the work involved in constructing the portland cement concrete pavement, complete in place, as shown on the plans, and as specified in these specifications and the special provisions, and as directed by the Engineer.

SECTION 41: PAVEMENT SUBSEALING AND JACKING

Issue Date: January 5, 2007

The second paragraph of Section 41-1.02, "Materials," of the Standard Specifications is amended to read:

- Cement for grout shall be Type II portland cement conforming to the provisions in Section 90-2.01A, "Cement."

The third paragraph of Section 41-1.02, "Materials," of the Standard Specifications is amended to read:

- Fly ash shall conform to the requirements in AASHTO Designation: M 295 for either Class C or for Class F. The brand of fly ash used in the work shall conform to the provisions for approval of admixture brands in Section 90-4.03, "Admixture Approval."

The fifth paragraph of Section 41-1.02, "Materials," of the Standard Specifications is amended to read:

- Chemical admixtures and calcium chloride may be used. Chemical admixtures in the grout mix shall conform to the provisions in Section 90-4, "Admixtures." Calcium chloride shall conform to ASTM Designation: D 98.

SECTION 49: PILING

Issue Date: June 6, 2008

The 4th paragraph of Section 49-1.03, "Determination of Length," of the Standard Specifications is amended to read:

- Modification to the specified installation methods and specified pile tip elevation will not be considered at locations where settlement, tension demands, or lateral load demands control design pile tip elevations or when the plans state that specified pile tip elevation shall not be revised.

The first sentence of the sixth paragraph of Section 49-1.03, "Determination of Length," of the Standard Specifications is amended to read:

- Indicator compression pile load testing shall conform to the requirements in ASTM Designation: D 1143-81.

The first sentence of the seventh paragraph of Section 49-1.03, "Determination of Length," of the Standard Specifications is amended to read:

- Indicator tension pile load testing shall conform to the requirements in ASTM Designation: D 3689-90.

The 9th paragraph of Section 49-1.03, "Determination of Length," of the Standard Specifications is amended to read:

- The Contractor shall furnish piling of sufficient length to obtain the specified tip elevation shown on the plans or specified in the special provisions.

The sixth paragraph in Section 49-1.04, "Load Test Piles," of the Standard Specifications is amended to read:

- The Contractor may use additional cementitious material in the concrete for the load test and anchor piles.

The 1st paragraph of Section 49-6.01, "Measurement," of the Standard Specifications is amended to read:

- The length of timber, steel, and precast prestressed concrete piles, and of cast-in-place concrete piles consisting of driven shells filled with concrete, shall be measured along the longest side, from the tip elevation shown on the plans to the plane of pile cut-off.

Section 49-6.02, "Payment," of the Standard Specifications is amended by adding the following:

- When pile tips are revised by the Engineer for timber, steel, and precast prestressed concrete piles, and for cast-in-place concrete piles consisting of driven shells filled with concrete, the additional length required, including all materials, equipment, and labor for furnishing, splicing, and installing the piling, will be paid for as extra work as provided in Section 4-1.03D, "Extra Work."

- All remedial work required to achieve the required nominal resistance, including suspending driving operations above the required tip elevation and redriving piles at a later time, when directed by the Engineer, will be paid for as extra work as provided in Section 4-1.03D, "Extra Work."

SECTION 50: PRESTRESSING CONCRETE

Issue Date: April 4, 2008

The 2nd paragraph in Section 50-1.07, "Ducts," of the Standard Specifications is amended to read:

- Ducts shall be fabricated with either welded or interlocked seams. Galvanizing of the welded seam will not be required. Ducts shall have sufficient strength to maintain their correct alignment during placing of concrete. Joints between sections of duct shall be positive metallic connections which do not result in angle changes at the joints. Waterproof tape shall be used at the connections. Ducts shall be bent without crimping or flattening. Transition couplings connecting the ducts to anchoring devices shall be either ferrous metal or polyolefin. Ferrous metal transition couplings need not be galvanized.

The 3rd paragraph in Section 50-1.05, "Prestressing Steel," of the Standard Specifications is amended by deleting item A.

The seventh paragraph in Section 50-1.07, "Ducts," of the Standard Specifications is amended to read:

- All ducts with a total length of 400 feet or more shall be vented. Vents shall be placed at intervals of not more than 400 feet and shall be located within 6 feet of every high point in the duct profile. Vents shall be 1/2 inch minimum diameter standard pipe or suitable plastic pipe. Connections to ducts shall be made with metallic or plastic structural fasteners. Plastic components, if selected, shall not react with the concrete or enhance corrosion of the prestressing steel and shall be free of water soluble chlorides. The vents shall be mortar tight, taped as necessary, and shall provide means for injection of grout through the vents and for sealing the vents. Ends of vents shall be removed one inch below the roadway surface after grouting has been completed.

Item B of the eleventh paragraph in Section 50-1.08, "Prestressing," of the Standard Specifications is amended to read:

B. When the concrete is designated by class or cementitious material content, either the concrete compressive strength shall have reached the strength shown on the plans at the

time of stressing or at least 28 days shall have elapsed since the last concrete to be prestressed has been placed, whichever occurs first.

The second and third paragraphs in Section 50-1.09, "Bonding and Grouting," of the Standard Specifications are amended to read:

- Grout shall consist of cement and water and may contain an admixture if approved by the Engineer.
- Cement shall conform to the provisions in Section 90-2.01A, "Cement."

The first paragraph in Section 50-1.11, "Payment," of the Standard Specifications is amended to read:

- No separate payment will be made for pretensioning precast concrete members. Payment for pretensioning precast concrete members shall be considered as included in the contract price paid for furnish precast members as provided for in Section 51, "Concrete Structures."

SECTION 51: CONCRETE STRUCTURES

Issue Date: May 2, 2008

The first sentence of the eleventh paragraph of Section 51-1.05, "Forms," of the Standard Specifications is amended to read:

- Form panels for exposed surfaces shall be furnished and placed in uniform widths of not less than 3 feet and in uniform lengths of not less than 6 feet, except at the end of continuously formed surfaces where the final panel length required is less than 6 feet.

The first sentence of the eleventh paragraph of Section 51-1.06C, "Removing Falsework," of the Standard Specifications is amended to read:

- Falsework for box culverts and other structures with decks lower than the roadway pavement and with span lengths of 14 feet or less shall not be released until the last placed concrete has attained a compressive strength of 1,600 psi, provided that curing of the concrete is not interrupted.

The 6th paragraph of Section 51-1.11, "Construction Methods," of the Standard Specifications is amended to read:

- Construction methods and equipment employed by the Contractor shall conform to the provisions in Section 7-1.02, "Load Limitations."

The fourth paragraph in Section 51-1.12D, "Sheet Packing, Preformed Pads, and Board Fillers," of the Standard Specifications is amended to read:

- Expanded polystyrene shall be a commercially available polystyrene board. Expanded polystyrene shall have a minimum flexural strength of 35 psi determined in conformance with

the requirements in ASTM Designation: C 203 and a compressive yield strength of between 16 and 40 psi at 5 percent compression. Surfaces of expanded polystyrene against which concrete is placed shall be faced with hardboard. Hardboard shall be 1/8 inch minimum thickness, conforming to ANSI A135.4, any class. Other facing materials may be used provided they furnish equivalent protection. Boards shall be held in place by nails, waterproof adhesive, or other means approved by the Engineer.

The 3rd paragraph of Section 51-1.12F, "Sealed Joints," of the Standard Specifications is amended to read:

- Type A and AL joint seals shall consist of a groove in the concrete that is filled with field-mixed silicone sealant.

The table in the 6th paragraph of Section 51-1.12F, "Sealed Joints," of the Standard Specifications is amended to read:

Movement Rating (MR)	Seal Type
MR ≤ 1 inch	Type A or Type B
1 inch < MR ≤ 2 inches	Type B
2 inches < MR ≤ 4 inches	Joint Seal Assembly (Strip Seal)
MR > 4 inches	Joint Seal Assembly (Modular Unit) or Seismic Joint

The 1st paragraph of Section 51-1.12F(3)(a), "Type A and AL Seal, " of the Standard Specifications is amended to read:

- The sealant must consist of a 2-component silicone sealant that will withstand up to ±50 percent movement.

The 2nd paragraph of Section 51-1.12F(3)(a), "Type A and AL Seal," of the Standard Specifications is amended to read:

- Silicone sealants must be tested under California Test 435 and must comply with the following:

Specification	Requirement
Modulus at 150 percent elongation	8–75 psi
Recovery	21/32 inch max.
Notch Test	Notched or loss of bond 1/4 inch, max.
Water Resistance	Notched or loss of bond 1/4 inch, max.
Ultraviolet Exposure ASTM Designation: G 154, Table X2.1,Cycle 2.	No more than slight checking or cracking.
Cone Penetration	4.5-12.0 mm

The 3rd paragraph of Section 51-1.12F(3)(a), "Type A and AL Seal," of the Standard Specifications is deleted.

The 8th paragraph of Section 51-1.12F(3)(a), "Type A and AL Seal," of the Standard Specifications is deleted.

The 10th paragraph of Section 51-1.12F(3)(a), "Type A and AL Seal," of the Standard Specifications is amended to read:

- A Certificate of Compliance accompanied by a certified test report must be furnished for each batch of silicone sealant in conformance with the provisions in Section 6-1.07, "Certificates of Compliance."

The 2nd paragraph of Section 51-1.12F(3)(b), "Type B Seal," of the Standard Specifications is amended to read:

- The preformed elastomeric joint seal must conform to the requirements in ASTM D 2628 and the following:

1. The seal must consist of a multichannel, nonporous, homogeneous material furnished in a finished extruded form.
2. The minimum depth of the seal measured at the contact surface must be at least 95 percent of the minimum uncompressed width of the seal as designated by the manufacturer.
3. When tested in conformance with the requirements in California Test 673 for Type B seals, joint seals must provide a movement rating (MR) of not less than that shown on the plans.
4. The top and bottom edges of the joint seal must maintain continuous contact with the sides of the groove over the entire range of joint movement.
5. The seal must be furnished full length for each joint with no more than 1 shop splice in any 60-foot length of seal.
6. The Contractor must demonstrate the adequacy of the procedures to be used in the work before installing seals in the joints.
7. One field splice per joint may be made at locations and by methods approved by the Engineer. The seals are to be manufactured full length for the intended joint, then cut at the approved splice section and rematched before splicing. The Contractor must submit splicing details prepared by the joint seal manufacturer for approval before beginning splicing work.
8. Shop splices and field splices must have no visible offset of exterior surfaces and must show no evidence of bond failure.
9. At all open ends of the seal that would admit water or debris, each cell must be filled to a depth of 3 inches with commercial quality open cell polyurethane foam or closed by other means subject to approval by the Engineer.

The 7th paragraph of Section 51-1.12F(3)(b), "Type B Seal," of the Standard Specifications is amended to read:

- The joint seal must be installed full length for each joint with equipment that does not twist or distort the seal, elongate the seal longitudinally, or otherwise cause damage to the seal or to the concrete forming the groove.

The first sentence of the eleventh paragraph of Section 51-1.12F(3)(b), "Type B Seal," of the Standard Specifications is amended to read:

- Samples of the prefabricated joint seals, not less than 3 feet in length, will be taken by the Engineer from each lot of material.

The fourth and fifth sentences of the sixth paragraph of Section 51-1.12H(1), "Plain and Fabric Reinforced Elastomeric Bearing Pads," of the Standard Specifications are amended to read:

- Each ply of fabric shall have a breaking strength of not less than 800 pounds per inch of width in each thread direction when 3" x 36" samples are tested on split drum grips. The bond between double plies shall have a minimum peel strength of 20 pounds per inch.

The hardness (Type A) requirement in the table in the eighth paragraph of Section 51-1.12H(1), "Plain and Fabric Reinforced Elastomeric Bearing Pads," of the Standard Specifications is amended to read:

Hardness (Type A)	D 2240 with 2kg mass.	55 ±5
-------------------	-----------------------	-------

The first sentence of subparagraph A of the first paragraph of Section 51-1.12H(2), "Steel Reinforced Elastomeric Bearings," of the Standard Specifications is amended to read:

- The bearings shall consist of alternating steel laminates and internal elastomer laminates with top and bottom elastomer covers. Steel laminates shall have a nominal thickness of 0.075 inch (14 gage).

The first paragraph in Section 51-1.135, "Mortar," of the Standard Specifications is amended to read:

- Mortar shall be composed of cementitious material, sand, and water proportioned and mixed as specified in this Section 51-1.135.

The third paragraph in Section 51-1.135, "Mortar," of the Standard Specifications is amended to read:

- The proportion of cementitious material to sand, measured by volume, shall be one to 2 unless otherwise specified.

The third sentence of the fourth paragraph of Section 51-1.17, "Finishing Bridge Decks," of the Standard Specifications is amended to read:

- The surfaces shall have a profile trace showing no high points in excess of 0.25 inch, and the portions of the surfaces within the traveled way shall have a profile count of 5 or less in any 100-foot section.

Section 51-1.17, "Finishing Bridge Decks," of the Standard Specifications is amended by adding the following subsection:

51-1.17A DECK CRACK TREATMENT

- The Contractor shall use all means necessary to minimize the development of shrinkage cracks.
- The Contractor shall remove all equipment and materials from the deck and clean the surface as necessary for the Engineer to measure the surface crack intensity. Surface crack intensity will be determined by the Engineer after completion of concrete cure, before prestressing, and before the release of falsework. In any 500 square foot portion of deck within the limits of the new concrete deck, should the intensity of cracking be such that there are more than 16 feet of cracks whose width at any location exceeds 0.02 inch, the deck shall be treated with methacrylate resin. The area of deck to be treated shall have a width that extends for the entire width of new deck inside the concrete barriers and a length that extends at least 5 feet beyond the furthest single continuous crack outside the 500 square foot portion, measured from where that crack exceeds 0.02 inch in width, as determined by the Engineer.
- Deck crack treatment shall include furnishing, testing, and application of methacrylate resin and sand. If grinding is required, deck treatment shall take place before grinding.

51-1.17A(1) Submittals

- Before starting deck treatment, the Contractor shall submit plans in conformance with Section 5-1.02, "Plans and Working Drawings," for the following:
 1. Public safety plan for the use of methacrylate resin
 2. Placement plan for the construction operation
- The plans shall identify materials, equipment, and methods to be used.
- The public safety plan for the use of methacrylate resin shall include details for the following:
 1. Shipping
 2. Storage
 3. Handling
 4. Disposal of residual methacrylate resin and the containers
- The placement plan for construction shall include the following:
 1. Schedule of deck treatment for each bridge. The schedule shall be consistent with "Maintaining Traffic" of the special provisions and shall include time for the Engineer to perform California Test 342.
 2. Methods and materials to be used, including the following:
 - 2.1. Description of equipment for applying the resin

- 2.2. Description of equipment for applying the sand
- 2.3. Gel time range and final cure time for the resin

- If the measures proposed in the safety plan are inadequate to provide for public safety associated with the use of methacrylate resin, the Engineer will reject the plan and direct the Contractor to revise the plan. Directions for revisions will be in writing and include detailed comments. The Engineer will notify the Contractor of the approval or rejection of a submitted or revised plan within 15 days of receipt of that plan.

- In the event the Engineer fails to complete the review within the time allowed, and if, in the opinion of the Engineer, completion of the work is delayed or interfered with by reason of the Engineer's delay in completing the review, the Contractor will be compensated for any resulting loss, and an extension of time will be granted, in the same manner as provided for in Section 8-1.09, "Right of Way Delays."

51-1.17A(2) Materials

- Before using methacrylate resin, a Material Safety Data Sheet shall be submitted for each shipment of resin.
- Methacrylate resin shall be low odor and have a high molecular weight. Before adding initiator, the resin shall have a maximum volatile content of 30 percent when tested in conformance with the requirements in ASTM Designation: D 2369, and shall conform to the following:

PROPERTY	REQUIREMENT	TEST METHOD
* Viscosity	25 cP, maximum, (Brookfield RVT with UL adaptor, 50 RPM at 77°F	ASTM D 2196
* Specific Gravity	0.90 minimum, at 77°F	ASTM D 1475
* Flash Point	180°F, minimum	ASTM D 3278
* Vapor Pressure	1.0 mm Hg, maximum, at 77°F	ASTM D 323
Tack-free Time	400 minutes, maximum at 25°C	Specimen prepared per California Test 551
PCC Saturated Surface-Dry Bond Strength	3.5 MPa, minimum at 24 hours and 21±1°C	California Test 551
* Test shall be performed before adding initiator.		

51-1.17A(3) Testing

- The Contractor shall allow 20 days for sampling and testing by the Engineer of the methacrylate resin before proposed use. If bulk resin is to be used, the Contractor shall notify the Engineer in writing at least 15 days before the delivery of the bulk resin to the job site. Bulk resin is any resin stored in containers in excess of 55 gallons.

- Before starting production treatment, the Contractor shall treat a test area of approximately 500 square feet that is within the project limits and at a location approved by the Engineer. When available the test area shall be outside of the traveled way. Weather and

pavement conditions during the test treatment shall be similar to those expected on the deck. Equipment used for testing shall be similar to those used for deck treating operations.

- During test and production deck treatment, test tiles shall be used to evaluate the resin cure time. The Contractor shall coat at least one 4" x 4" commercial quality smooth glazed tile for each batch of methacrylate resin. The coated tile shall be placed adjacent to the corresponding treated area. Sand shall not be applied to the test tiles.

- The acceptance criteria for a treated area is as follows:

1. The test tiles are dry to the touch.
2. The treated deck surface is tack free (non-oily).
3. The sand cover adheres and resists brushing by hand.
4. Excess sand has been removed by vacuuming or sweeping.
5. The coefficient of friction is at least 0.35 when tested in conformance with California Test 342.

- Deck treatment on the test area shall demonstrate that the methods and materials meet the acceptance criteria and that the production work will be completed within the specified time for maintaining traffic.

- If a test or production area fails to meet the acceptance criteria, as determined by the Engineer, the treatment will be rejected, and the treatment shall be removed and replaced until the area complies with the acceptance criteria.

51-1.17A(4) Construction

- Equipment shall be fitted with suitable traps, filters, drip pans, or other devices as necessary to prevent oil or other deleterious material from being deposited on the deck.

- Before deck treatment with methacrylate resin, the bridge deck surface shall be cleaned by abrasive blasting, and all loose material shall be blown from visible cracks using high-pressure air. Concrete curing seals shall be cleaned from the deck surface to be treated, and the deck shall be dry when blast cleaning is performed. If the deck surface becomes contaminated at any time before placing the resin, the deck surface shall be cleaned by abrasive blasting.

- Where abrasive blasting is being performed within 10 feet of a lane occupied by public traffic, the residue including dust shall be removed immediately after contact between the abrasive and the surface being treated. The removal shall be by a vacuum attachment operating concurrently with the abrasive blasting operation.

- A compatible promoter/initiator system shall be capable of providing the resin gel time range shown on the placement plan. Gel time shall be adjusted to compensate for the changes in temperature throughout treatment application.

- Resin shall be applied by machine and by using a two-part resin system with a promoted resin for one part and an initiated resin for the other part. This two-part resin system shall be combined at equal volumes to the spray bars through separate positive displacement pumps. Combining of the 2 components shall be by either static in-line mixers or by external intersecting spray fans. The pump pressure at the spray bars shall not be great enough to cause appreciable atomization of the resin. Compressed air shall not be used to produce the spray. A shroud shall be used to enclose the spray bar apparatus.

- At the Contractor's option, manual application may be used. For manual application, (1) the quantity of resin mixed with promoter and initiator shall be limited to 5 gallons at a time,

and (2) the resin shall be distributed by squeegees and brooms within 10 minutes after application.

- The Contractor shall apply methacrylate resin only to the specified area. Barriers, railing, joints, and drainage facilities shall be adequately protected to prevent contamination by the treatment material. Contaminated items shall be repaired at the Contractor's expense.

- The relative humidity shall be less than 90 percent at the time of treatment. The prepared area shall be dry and the surface temperature shall be at least 50°F and not more than 100°F when the resin is applied. The rate of application of promoted/initiated resin shall be approximately 90 square feet per gallon; the exact rate shall be determined by the Engineer.

- The deck surfaces to be treated shall be completely covered with resin so the resin penetrates and fills all cracks. The resin shall be applied within 5 minutes after complete mixing. A significant increase in viscosity shall be cause for rejection. Excess material shall be redistributed by squeegees or brooms within 10 minutes after application. For textured deck surfaces, including grooved surfaces, excess material shall be removed from the texture indentations.

- After the resin has been applied, at least 20 minutes shall elapse before applying sand. The sand shall be commercial quality dry blast sand. At least 95 percent of the sand shall pass the No. 8 sieve and at least 95 percent shall be retained on the No. 20 sieve. The sand shall be applied at a rate of approximately 2 pounds per square yard or until refusal as determined by the Engineer.

- Traffic will not be allowed on treated areas until the acceptance criteria has been met as determined by the Engineer.

The second paragraph in Section 51-1.18C, "Class 2 Surface Finish (Gun Finish)," of the Standard Specifications is amended to read:

- When Class 2 surface finish (gun finish) is specified, ordinary surface finish shall first be completed. The concrete surfaces shall then be abrasive blasted to a rough texture and thoroughly washed down with water. While the washed surfaces are damp, but not wet, a finish coating of machine applied mortar, approximately 1/4 inch thick, shall be applied in not less than 2 passes. The coating shall be pneumatically applied and shall consist of either (1) sand, cementitious material, and water mechanically mixed prior to its introduction to the nozzle, or (2) premixed sand and cementitious material to which water is added prior to its expulsion from the nozzle. The use of admixtures shall be subject to the approval of the Engineer as provided in Section 90, "Portland Cement Concrete." Unless otherwise specified, supplementary cementitious materials will not be required. The proportion of cementitious material to sand shall be not less than one to 4, unless otherwise directed by the Engineer. Sand shall be of a grading suitable for the purpose intended. The machines shall be operated and the coating shall be applied in conformance with standard practice. The coating shall be firmly bonded to the concrete surfaces on which it is applied.

The fifth paragraph in Section 51-1.18C, "Class 2 Surface Finish (Gun Finish)," of the Standard Specifications is amended to read:

- When surfaces to be finished are in pedestrian undercrossings, the sand shall be silica sand and the cementitious material shall be standard white portland cement.

Section 51-1.23, "Payment," of the Standard Specifications is amended by adding the following:

- Full compensation for deck crack treatment, including execution of the public safety plan, shall be considered as included in the contract price paid per cubic yard for structural concrete, bridge, and no additional compensation will be allowed therefor.

SECTION 52: REINFORCEMENT

Issue Date: December 7, 2007

The table in the eleventh paragraph of Section 52-1.07, "Placing," of the Standard Specifications is amended to read:

Height Zone (H) (Feet above ground)	Wind Pressure Value (psf)
$H \leq 30$	20
$30 < H \leq 50$	25
$50 < H \leq 100$	30
$H > 100$	35

The table in the second paragraph of Section 52-1.08B(1), "Mechanical Splices," of the Standard Specifications is amended to read:

Reinforcing Bar Number	Total Slip
4	0.010-inch
5	0.010-inch
6	0.010-inch
7	0.014-inch
8	0.014-inch
9	0.014-inch
10	0.018-inch
11	0.018-inch
14	0.024-inch
18	0.030-inch

The subparagraph under the sixth paragraph of Section 52-1.08B(2), "Butt Welded Splices," of the Standard Specifications is amended to read:

- The minimum preheat and interpass temperatures shall be 400° F for Grade 40 bars and 600° F for Grade 60 bars. Immediately after completing the welding, at least 6 inches of the bar on each side of the splice shall be covered by an insulated wrapping to control the rate of cooling. The insulated wrapping shall remain in place until the bar has cooled below 200° F.

Item A of the 3rd paragraph of Section 52-1.08C, "Service Splice and Ultimate Butt Splice Testing Requirements," of the Standard Specifications is amended to read:

- A. Proper facilities, including a calibrated tensile testing machine capable of breaking the largest size of reinforcing bar to be tested.

The 5th paragraph of Section 52-1.08C, "Service Splice and Ultimate Butt Splice Testing Requirements," of the Standard Specifications is amended to read:

- Prequalification and production sample splices and testing shall conform to California Test 670 and these specifications.

The 6th paragraph of Section 52-1.08C, "Service Splice and Ultimate Butt Splice Testing Requirements," of the Standard Specifications is deleted.

The 5th paragraph of Section 52-1.08C(2)(a), "Production Test Requirements for Service Splices," of the Standard Specifications is amended to read:

- If 3 or more sample splices from a production test conform to the provisions in this Section 52-1.08C(2), "Service Splice Test Criteria," all splices in the lot represented by this production test will be considered acceptable.

The 2nd paragraph of Section 52-1.08C(3), "Ultimate Butt Splice Test Criteria," of the Standard Specifications is amended to read:

- A minimum of 1 control bar shall be removed from the same bar as, and adjacent to, all ultimate prequalification, production, and quality assurance sample splices. The lengths of control bars shall conform to the lengths specified for sample splices in California Test 670. The portion of adjacent bar remaining in the work shall also be identified with weatherproof markings that correspond to its adjacent control bar.

The 2nd sentence of the 6th paragraph of Section 52-1.08C(3), "Ultimate Butt Splice Test Criteria," of the Standard Specifications is amended to read:

- In addition, necking of the bar, as defined in California Test 670, shall occur at rupture regardless of whether the bar breaks inside or outside the affected zone.

SECTION 53: SHOTCRETE

Issue Date: November 2, 2007

The third paragraph in Section 53-1.01, "Description," of the Standard Specifications is amended to read:

- The dry-mix process shall consist of delivering dry mixed aggregate and cementitious material pneumatically or mechanically to the nozzle body and adding water and mixing the materials in the nozzle body. The wet-mix process shall consist of delivering mixed aggregate, cement, and water pneumatically to the nozzle and adding any admixture at the nozzle.

The first through fourth paragraphs in Section 53-1.02, "Materials," of the Standard Specifications is amended to read:

- Cementitious material, fine aggregate, and mixing water shall conform to the provisions in Section 90, "Portland Cement Concrete."
- Shotcrete to be mixed and applied by the dry-mix process shall consist of one part cementitious material to not more than 4.5 parts fine aggregate, thoroughly mixed in a dry state before being charged into the machine. Measurement may be either by volume or by weight. The fine aggregate shall contain not more than 6 percent moisture by weight.
- Shotcrete to be mixed and applied by the wet-mix process shall consist of cementitious material, fine aggregate, and water and shall contain not less than 632 pounds of cementitious material per cubic yard. A maximum of 30 percent pea gravel may be substituted for fine aggregate. The maximum size of pea gravel shall be such that 100 percent passes the 1/2 inch screen and at least 90 percent passes the 3/8 inch screen.
- Admixtures may be added to shotcrete and shall conform to the provisions in Section 90-4, "Admixtures."

Item C of the third paragraph in Section 53-1.04, "Placing Shotcrete," of the Standard Specifications is amended to read:

- C. Aggregate and cementitious material that have been mixed for more than 45 minutes shall not be used unless otherwise permitted by the Engineer.

Section 53-1.07, "Measurement," of the Standard Specifications is amended to read:

- Quantities of shotcrete will be measured by the cubic yard computed from measurements, along the slope, of actual areas placed and the theoretical thickness shown on the plans. The Department does not pay for shotcrete placed outside the dimensions shown on the plans or to fill low foundation.

Section 53-1.08, "Payment," of the Standard Specifications is amended to read:

- The contract price paid per cubic yard for shotcrete shall include full compensation for furnishing all labor, materials, tools, equipment, and incidentals, and for doing all the work involved in placing shotcrete, including preparing the foundation, wire reinforcement, structure backfill, joint filling material, and if required by the plans, drains with sacked pervious backfill material, as shown on the plans, as specified in these specifications and the special provisions, and as directed by the Engineer.

SECTION 55: STEEL STRUCTURES

Issue Date: May 2, 2008

The 3rd paragraph of Section 55-1.05, "Falsework," of the Standard Specifications is amended to read:

- Construction methods and equipment employed by the Contractor shall conform to the provisions in Section 7-1.02, "Load Limitations."

The CVN impact value for Grade HPS 50W in the table in the fifth paragraph of Section 55-2.01, "Description," of the Standard Specifications is amended to read:

Grade HPS 50W* (4 inches and under in thickness)	20 at 10° F
--	-------------

The first paragraph in Section 55-3.05, "Flatness of Faying and Bearing Surfaces," of the Standard Specifications is amended to read:

- Surfaces of bearing and base plates and other metal surfaces that are to come in contact with each other or with ground concrete surfaces or with asbestos sheet packing shall be flat to within 1/32-inch tolerance in 12 inches and to within 1/16-inch tolerance overall. Surfaces of bearing and base plates and other metal bearing surfaces that are to come in contact with preformed fabric pads, elastomeric bearing pads, or mortar shall be flat to within 1/8-inch tolerance in 12 inches and to within 3/16-inch tolerance overall.

Item B of the first paragraph of Section 55-3.10, "Fastener Threads," of the Standard Specifications is amended to read:

- B. Internal threads shall conform to the requirements in ASTM Designation: A 563.

The third paragraph in Section 55-3.19, "Bearings and Anchorages," of the Standard Specifications is amended to read:

- Immediately before setting bearing assemblies or masonry plates directly on ground concrete surfaces, the Contractor shall thoroughly clean the surfaces of the concrete and the metal to be in contact and shall apply a coating of nonsag polysulfide or polyurethane caulking conforming to the requirements in ASTM Designation: C 920 to contact areas to provide full bedding.

The fifth paragraph in Section 55-3.19, "Bearings and Anchorages," of the Standard Specifications is amended to read:

- Mortar to be placed below masonry plates or bearing plates of the bearing assemblies and in anchor bolt sleeves or canisters shall conform to the provisions in Section 51-1.135, "Mortar," except that the proportion of cementitious material to sand shall be 1:3.

Item D of the first paragraph of Section 55-4.01, "Measurement," of the Standard Specifications is amended to read:

- D. To determine the pay quantities of galvanized metal, the weight to be added to the calculated weight of the base metal for the galvanizing will be determined from the table of weights of zinc coatings specified in ASTM Designation: A 153/A 153M.

SECTION 56: SIGNS

Issue Date: March 16, 2007

The fifth paragraph in Section 56-1.03, "Fabrication," of the Standard Specifications is amended to read:

- Clips, eyes, or removable brackets shall be affixed to all signs and all posts and shall be used to secure the sign during shipping and for lifting and moving during erection as necessary to prevent damage to the finished galvanized or painted surfaces. Brackets on tubular sign structures shall be removed after erection. Details of the devices shall be shown on the working drawings.

The fourth paragraph of Section 56-1.10, "Payment," of the Standard Specifications is amended to read:

- The contract price paid per pound for install sign structure of the type or types designated in the Engineer's Estimate shall include full compensation for furnishing all labor, materials, tools, equipment and incidentals, and for doing all the work involved in installing sign structures, complete in place, including installing anchor bolt assemblies, removable sign panel frames, and sign panels and performing any welding, painting or galvanizing required during installation, as shown on the plans, as specified in these specifications and the special provisions, and as directed by the Engineer.

The fourth paragraph in Section 56-2.03, "Construction," of the Standard Specifications is amended to read:

- Backfill material for metal posts shall consist of minor concrete conforming to the provisions in Section 90-10, "Minor Concrete," and shall contain not less than 463 pounds of cementitious material per cubic yard.

SECTION 59: PAINTING

Issue Date: May 1, 2006

The third paragraph of Section 59-2.12, "Painting," of the Standard Specifications is amended to read:

- Contact surfaces of stiffeners, railings, built up members or open seam exceeding 6 mils in width that would retain moisture, shall be caulked with polysulfide or polyurethane sealing compound conforming to the requirements in ASTM Designation: C 920, Type S, Grade NS, Class 25, Use O, or other approved material.

The fourth paragraph of Section 59-2.12, "Painting," of the Standard Specifications is amended to read:

- The dry film thickness of the paint will be measured in place with a calibrated Type 2 magnetic film thickness gage in conformance with the requirements in SSPC-PA 2, "Measurement of Dry Coating Thickness with Magnetic Gages," of the "SSPC: The Society for

Protective Coatings," except that there shall be no limit to the number or location of spot measurements to verify compliance with specified thickness requirements.

SECTION 64: PLASTIC PIPE

Issue Date: July 31, 2007

The first paragraph of Section 64-1.06, "Concrete Backfill," of the Standard Specifications is amended to read:

- At locations where pipe is to be backfilled with concrete as shown on the plans, the concrete backfill shall be constructed of minor concrete or Class 4 concrete conforming to the provisions in Section 90, "Portland Cement Concrete." Minor concrete shall contain not less than 380 pounds of cementitious material per cubic yard. The concrete to be used will be designated in the contract item or shown on the plans.

The third paragraph of Section 64-1.06, "Concrete Backfill," of the Standard Specifications is amended to read:

- The surface of the concrete backfill shall be broomed with a heavy broom to produce a uniform rough surface if hot mix asphalt is to be placed directly thereon.

SECTION 65: REINFORCED CONCRETE PIPE

Issue Date: July 31, 2007

The first paragraph of Section 65-1.02, "Materials," of the Standard Specifications is amended to read:

- Cementitious material and aggregate shall conform to the provisions in Section 90-2, "Materials" except that mortar strengths relative to Ottawa sand and grading requirements shall not apply to the aggregate. Use of supplemental cementitious material shall conform to AASHTO Designation: M 170.

Subparagraph "c" of the eleventh paragraph of Section 65-1.02A(1) "Circular Reinforced Concrete Pipe (Designated or Selected by Class)," of the Standard Specifications is amended to read:

c. Cementitious material and aggregate for non-reinforced concrete pipe shall conform to the provisions in Section 65-1.02, "Materials."

The first paragraph of Section 65-1.035, "Concrete Backfill," of the Standard Specifications is amended to read:

- At locations where pipe is to be backfilled with concrete as shown on the plans, the concrete backfill shall be constructed of minor concrete or Class 4 concrete in conformance with the provisions in Section 90, "Portland Cement Concrete." Minor concrete shall contain not less

than 380 pounds of cementitious material per cubic yard. The concrete to be used will be designated in the contract item.

The third paragraph of Section 65-1.035, "Concrete Backfill," of the Standard Specifications is amended to read:

- The surface of the concrete backfill shall be broomed with a heavy broom to produce a uniform rough surface if hot mix asphalt is to be placed directly thereon.

The first subparagraph of the second paragraph of Section 65-1.06, "Joints," of the Standard Specifications is amended to read:

- Cement Mortar.- Mortar shall be composed of one part cementitious material and 2 parts sand by volume. Supplementary cementitious material will not be required.

SECTION 66: CORRUGATED METAL PIPE

Issue Date: July 31, 2007

The first paragraph of Section 66-1.045, "Concrete Backfill," of the Standard Specifications is amended to read:

- At locations where pipe is to be backfilled with concrete as shown on the plans, the concrete backfill shall be constructed of minor concrete or Class 4 concrete conforming to the provisions in Section 90, "Portland Cement Concrete." Minor concrete shall contain not less than 380 pounds of cementitious material per cubic yard. The concrete to be used will be designated in the contract item or shown on the plans.

The third paragraph of Section 66-1.045, "Concrete Backfill," of the Standard Specifications is amended to read:

- The surface of the concrete backfill shall be broomed with a heavy broom to produce a uniform rough surface if hot mix asphalt is to be placed directly thereon.

SECTION 68: SUBSURFACE DRAINS

Issue Date: July 31, 2007

The first and second paragraphs of Section 68-3.02D, "Miscellaneous," of the Standard Specifications are amended to read:

- Concrete for splash pads shall be produced from minor concrete conforming to the provisions in Section 90-10, "Minor Concrete." Minor concrete shall contain not less than 470 pounds of cementitious material per cubic yard.
- Mortar placed where edge drain outlets and vents connect to drainage pipe and existing drainage inlets shall conform to the provisions in Section 51-1.135, "Mortar."

The thirteenth paragraph of Section 68-3.03, "Installation," of the Standard Specifications is amended to read:

- Cement treated permeable material, which is not covered with hot mix asphalt within 12 hours after compaction of the permeable material, shall be cured by either sprinkling the material with a fine spray of water every 4 hours during daylight hours or covering the material with a white polyethylene sheet, not less than 6 mils thick. The above curing requirements shall begin at 7:00 a.m. on the morning following compaction of the cement treated permeable material and continue for the next 72 hours or until the material is covered with hot mix asphalt, whichever is less. The cement treated permeable material shall not be sprayed with water during the first 12 hours after compacting, but may be covered with the polyethylene sheet during the first 12 hours or prior to the beginning of the cure period.

The seventeenth and eighteenth paragraphs of Section 68-3.03, "Installation," of the Standard Specifications are amended to read:

- Hot mix asphalt for backfilling trenches in existing paved areas shall be produced from commercial quality aggregates and asphalt and mixed at a central mixing plant. The aggregate shall conform to the 3/4 inch grading, or the 1/2 inch grading for Type A and Type B hot mix asphalt specified in Section 39-1.02E, "Aggregate." The amount of asphalt binder to be mixed with the aggregate shall be between 4 percent and 7 percent by weight of the dry aggregate, as determined by the Engineer.

- Hot mix asphalt backfill shall be spread and compacted in approximately 2 equal layers by methods that will produce a hot mix asphalt surfacing of uniform smoothness, texture and density. Each layer shall be compacted before the temperature of the mixture drops below 250° F. Prior to placing the hot mix asphalt backfill, a tack coat of asphaltic emulsion conforming to the provisions in Section 94, "Asphaltic Emulsions," shall be applied to the vertical edges of existing pavement at an approximate rate of 0.05-gallon per square yard.

The twentieth paragraph of Section 68-3.03, "Installation," of the Standard Specifications is amended to read:

- Type A pavement markers conforming to the details shown on the plans and the provisions in Section 85, "Pavement Markers," shall be placed on paved shoulders or dikes at outlet, vent and cleanout locations as directed by the Engineer. The waiting period for placing pavement markers on new hot mix asphalt surfacing will not apply.

Section 68-3.05, "Payment," of the Standard Specifications is amended to read:

- The contract price paid per linear foot for plastic pipe (edge drain) of the size or sizes shown in the Engineer's Estimate shall include full compensation for furnishing all labor, materials, tools, equipment, and incidentals and for doing all the work involved in installing edge drains complete in place, including excavation (and removal of any concrete deposits that may occur along the lower edge of the concrete pavement in Type 1 installations) and hot mix asphalt backfill for Type 1 edge drain installation, tack coat, filter fabric, and treated permeable material, as shown on the plans, as specified in these specifications and the special provisions, and as directed by the Engineer.

- The contract price paid per linear foot for plastic pipe (edge drain outlet) of the size or sizes shown in the Engineer's Estimate shall include full compensation for furnishing all labor, materials, tools, equipment, and incidentals and for doing all the work involved in installing edge drain outlets, vents and cleanouts complete in place, including outlet and vent covers, expansion plugs, pavement markers, concrete splash pads, connecting outlets and vents to drainage facilities, and excavation and backfill [aggregate base, hot mix asphalt, tack coat, and native material] for outlets, vents, and cleanouts to be installed in embankments and existing shoulders, as shown on the plans, as specified in these specifications and the special provisions, and as directed by the Engineer.

SECTION 69: OVERSIDE DRAINS

Issue Date: July 31, 2007

The first paragraph of Section 69-1.01, "Description," of the Standard Specifications is amended to read:

- This work shall consist of furnishing and installing entrance tapers, pipe downdrains, tapered inlets, flume downdrains, anchor assemblies, reducers, slip joints and hot mix asphalt overside drains to collect and carry surface drainage down the roadway slopes as shown on the plans or as directed by the Engineer and as specified in these specifications and the special provisions.

Section 69-1.02D, "Asphalt Concrete," of the Standard Specifications is amended to read:

69-1.02D Hot Mix Asphalt

- Hot mix asphalt for overside drains shall conform to the provisions in Section 39-1.13, "Miscellaneous Areas."

Section 69-1.04, "Asphalt Concrete Overside Drains," is amended to read:

69-1.04 HOT MIX ASPHALT OVERSIDE DRAINS

- Hot mix asphalt overside drains shall be constructed as shown on the plans or as directed by the Engineer. The hot mix asphalt shall be placed in conformance with the provisions in Section 39-1.13, "Miscellaneous Areas."

The second paragraph of Section 69-1.06, "Payment," of the Standard Specifications is amended to read:

- Quantities of hot mix asphalt placed for overside drains will be paid for as provided in Section 39-5, "Measurement and Payment," for hot mix asphalt placed in miscellaneous areas.

SECTION 70: MISCELLANEOUS FACILITIES

Issue Date: January 5, 2007

The second paragraph of Section 70-1.02C, "Flared End Sections," of the Standard Specifications is amended to read:

- Precast concrete flared end sections shall conform to the requirements for Class III Reinforced Concrete Pipe in AASHTO Designation: M 170M. Cementitious materials and aggregate shall conform to the provisions in Section 90-2, "Materials," except that mortar strengths relative to Ottawa sand and grading requirements shall not apply to the aggregate. Use of supplementary cementitious material shall conform to the requirements in AASHTO Designation: M 170. The area of steel reinforcement per meter of flared end section shall be at least equal to the minimum steel requirements for circular reinforcement in circular pipe for the internal diameter of the circular portion of the flared end section. The basis of acceptance of the precast concrete flared end section shall conform to the requirements of Section 5.1.2 of AASHTO Designation: M 170.

The first paragraph of Section 70-1.02H, "Precast Concrete Structures," of the Standard Specifications is amended to read:

- Precast concrete pipe risers and pipe reducers, and precast concrete pipe sections, adjustment rings and tapered sections for pipe energy dissipators, pipe inlets and pipe manholes shall conform to the requirements in AASHTO Designation: M 199M/M 199, except that the cementitious material and aggregate shall conform to the provisions in Section 90-2, "Materials," except that mortar strengths relative to Ottawa sand and grading requirements shall not apply to the aggregate. Use of supplementary cementitious material shall conform to the requirements in AASHTO Designation: M 170.

The second paragraph of Section 70-1.03, "Installation," of the Standard Specifications is amended to read:

- Cutoff walls for precast concrete flared end sections shall be constructed of minor concrete conforming to the provisions in Section 90-10, "Minor Concrete." Minor concrete shall contain not less than 470 pounds of cementitious material per cubic yard.

SECTION 73: CONCRETE CURBS AND SIDEWALKS

Issue Date: July 31, 2007

The second subparagraph of the second paragraph of Section 73-1.01, "Description," of the Standard Specifications is amended to read:

2. Minor concrete shall contain not less than 463 pounds of cementitious material per cubic yard except that when extruded or slip-formed curbs are constructed using 3/8-inch maximum size aggregate, minor concrete shall contain not less than 548 pounds of cementitious material per cubic yard.

The fifteenth paragraph of Section 73-1.06, "Sidewalk, Gutter Depression, Island Paving, Curb Ramp (Wheelchair Ramp) and Driveway Construction," of the Standard Specifications is amended to read:

- Where hot mix asphalt or portland cement concrete pavements are to be placed around or adjacent to manholes, pipe inlets or other miscellaneous structures in sidewalk, gutter depression, island paving, curb ramps or driveway areas, the structures shall not be constructed to final grade until after the pavements have been constructed for a reasonable distance on each side of the structures.

SECTION 75: MISCELLANEOUS METAL

Issue Date: January 18, 2008

The 13th paragraph of Section 75-1.03, "Miscellaneous Bridge Metal," of the Standard Specifications is amended to read:

- Concrete anchorage devices shall be mechanical expansion or resin capsule types installed in drilled holes or cast-in-place insert types. The anchorage devices shall be selected from the Department's Pre-Qualified Products List at:

http://www.dot.ca.gov/hq/esc/approved_products_list

- The anchorage devices shall be a complete system, including threaded studs, hex nuts, and cut washers. Thread dimensions for externally threaded concrete anchorage devices prior to zinc coating, shall conform to the requirements in ANSI Standard: B1.1 having Class 2A tolerances or ANSI Standard: B1.13M having Grade 6g tolerances. Thread dimensions for internally threaded concrete anchorage devices shall conform to the requirements in ASTM A 563.

The 18th paragraph of Section 75-1.03, "Miscellaneous Bridge Metal," of the Standard Specifications is amended to read:

- Mechanical expansion anchors shall, when installed in accordance with the manufacturer's instructions and these specifications and tested in conformance with the requirements in California Test 681, withstand the application of a sustained tension test load of at least the following values for at least 48 hours with a movement not greater than 0.035 inch:

Stud Diameter (inches)	Sustained Tension Test Load (pounds)
*3/4	5,000
5/8	4,100
1/2	3,200
3/8	2,100
1/4	1,000

* Maximum stud diameter permitted for mechanical expansion anchors.

- Resin capsule anchors shall, when installed in accordance with the manufacturer's instructions and these specifications and tested in conformance with the requirements in

California Test 681, withstand the application of a sustained tension test load of at least the following values for at least 48 hours with a movement not greater than 0.010 inch:

Stud Diameter (inches)	Sustained Tension Test Load (pounds)
1-1/4	31,000
1	17,900
7/8	14,400
3/4	5,000
5/8	4,100
1/2	3,200
3/8	2,100
1/4	1,000

- At least 25 days before use, the Contractor shall submit one sample of each resin capsule anchor per lot to the Transportation Laboratory for testing. A lot of resin capsule anchors is 100 units, or fraction thereof, of the same brand and product name.

The 20th paragraph of Section 75-1.03, "Miscellaneous Bridge Metal," of the Standard Specifications is amended to read:

- The Pre-Qualified Products List for concrete anchorage devices has been developed from data previously furnished by suppliers or manufacturers for each type and size. Approval of additional anchorage device types and sizes is contingent upon the Contractor submitting to the Engineer one sample of each type of concrete anchorage device, manufacturer's installation instructions, and certified results of tests, either by a private testing laboratory or the manufacturer, indicating compliance with the above requirements.

The twenty-fourth paragraph of Section 75-1.03, "Miscellaneous Bridge Metal," of the Standard Specifications is amended to read:

- Sealing compound, for caulking and adhesive sealing, shall be a polysulfide or polyurethane material conforming to the requirements in ASTM Designation: C 920, Type S, Grade NS, Class 25, Use O.

The 1st sentence of the 3rd paragraph of Section 75-1.035, "Bridge Joint Restrainer Units." of the Standard Specifications is amended to read:

Cables shall be 3/4 inch preformed, 6 x 19, wire strand core or independent wire rope core (IWRC), galvanized in conformance with the requirements in Federal Specification RR-W-410, right regular lay, manufactured of improved plow steel with a minimum breaking strength of 23 tons.

Item C of the fourth paragraph of Section 75-1.035, "Bridge Joint Restrainer Units," of the Standard Specifications is amended to read:

C. Nuts shall conform to the requirements in ASTM Designation: A 563 including Appendix X1, except lubrication is not required.

The twelfth paragraph in Section 75-1.035, "Bridge Joint Restrainer Units," of the Standard Specifications is amended to read:

- Concrete for filling cable drum units shall conform to the provisions in Section 90-10, "Minor Concrete," or at the option of the Contractor, may be a mix with 3/8-inch maximum size aggregate and not less than 675 pounds of cementitious material per cubic yard.

The sixth paragraph of Section 75-1.05, "Galvanizing," of the Standard Specifications is amended to read:

- Galvanizing of iron and steel hardware and nuts and bolts, when specified or shown on the plans, shall conform to the requirements in ASTM Designation: A 153/A 153M, except whenever threaded studs, bolts, nuts, and washers are specified to conform to the requirements in ASTM Designation: A 307, A 325, A 449, A 563, or F 436 and zinc coating is required, they shall be hot-dip zinc coated or mechanically zinc coated in conformance with the requirements in the ASTM Designations. Unless otherwise specified, galvanizing shall be performed after fabrication.

The eighth paragraph of Section 75-1.05, "Galvanizing," of the Standard Specifications is amended to read:

- Tapping of nuts or other internally threaded parts to be used with zinc coated bolts, anchor bars or studs shall be done after galvanizing and shall conform to the requirements for thread dimensions and overlapping allowances in ASTM Designation: A 563.

SECTION 80: FENCES

Issue Date: January 5, 2007

The fourth paragraph of Section 80-3.01F, "Miscellaneous," of the Standard Specifications is amended to read:

- Portland cement concrete for metal post and brace footings and for deadmen shall be minor concrete conforming to the provisions in Section 90-10, "Minor Concrete." Minor concrete shall contain not less than 470 pounds of cementitious material per cubic yard.

The fourth paragraph of Section 80-4.01C, "Miscellaneous," of the Standard Specifications is amended to read:

- Portland cement concrete for metal post and for deadmen shall be produced from minor concrete conforming to the provisions in Section 90-10, "Minor Concrete." Minor concrete shall contain not less than 470 pounds of cementitious material per cubic yard.

SECTION 83: RAILINGS AND BARRIERS

Issue Date: August 17, 2007

The seventh paragraph in Section 83-1.02, "Materials and Construction," of the Standard Specifications is amended to read:

- Mortar shall conform to the provisions in Section 51-1.135, "Mortar," and shall consist of one part by volume of cementitious material and 3 parts of clean sand.

The 1st sentence of the 8th subparagraph of the 24th paragraph of Section 83-1.02B, "Metal Beam Guard Railing," of the Standard Specifications is amended to read:

Anchor cable shall be 3/4 inch preformed, 6 x 19, wire strand core or independent wire rope core (IWRC), galvanized in conformance with the requirements in Federal Specification RR-W-410, right regular lay, manufactured of improved plow steel with a minimum breaking strength of 23 tons.

The 2nd sentence of the 6th paragraph of Section 83-1.02E, "Cable Railing," of the Standard Specifications is amended to read:

Cable shall be galvanized in conformance with the requirements in Federal Specification RR-W-410.

The 5th paragraph of Section 83-1.02I, "Chain Link Railing," of the Standard Specifications is amended to read:

Where shown on the plans, cables used in the frame shall be 5/16 inch in diameter, wire rope, with a minimum breaking strength of 5,000 pounds and shall be galvanized in conformance with the requirements in Federal Specification RR-W-410.

The 14th paragraph of Section 83-1.02I, "Chain Link Railing," of the Standard Specifications is amended to read:

Chain link fabric shall be either 11-gage Type I zinc-coated fabric conforming to the requirements in AASHTO M 181 or 11-gage Type IV polyvinyl chloride (PVC) coated fabric conforming to the requirements in Federal Specification RR-F-191/1.

Item b of the first paragraph in Section 83-2.02D(2), "Materials," of the Standard Specifications is amended to read:

- b. If the 3/8-inch maximum size aggregate grading is used to construct extruded or slip-formed concrete barriers, the cementitious material content of the minor concrete shall be not less than 675 pounds per cubic yard.

The third paragraph in Section 83-2.02D(2), "Materials," of the Standard Specifications is amended to read:

- The concrete paving between the tops of the 2 walls of concrete barrier (Types 50E, 60E, 60GE, and 60SE) and the optional concrete slab at the base between the 2 walls of concrete barrier (Types 50E, 60E, 60GE, and 60SE) shall be constructed of minor concrete conforming to the provisions of Section 90-10, "Minor Concrete," except that the minor concrete shall contain not less than 505 pounds of cementitious material per cubic yard.

SECTION 85: PAVEMENT MARKERS

Issue Date: July 31, 2007

The sixth paragraph in Section 85-1.06, "Placement," of the Standard Specifications is amended to read:

- Pavement markers shall not be placed on new hot mix asphalt surfacing or seal coat until the surfacing or seal coat has been opened to public traffic for a period of not less than 7 days when hot melt bituminous adhesive is used, and not less than 14 days when epoxy adhesive is used.

The second sentence of the fourteenth paragraph in Section 85-1.06, "Placement," of the Standard Specifications is amended to read:

- Cleaning shall be done by blast cleaning on all surfaces regardless of age or type, except that blast cleaning of clean, new hot mix asphalt and clean, new seal coat surfaces will not be required when hot melt bituminous adhesive is used.

SECTION 86: SIGNALS, LIGHTING AND ELECTRICAL SYSTEMS

Issue Date: July 31, 2007

The first sentence of the first paragraph of Section 86-2.02, "Removing and Replacing Improvements," of the Standard Specifications is amended to read:

- Improvements such as sidewalks, curbs, gutters, portland cement concrete and hot mix asphalt pavement, underlying material, lawns and plants and any other improvements removed, broken or damaged by the Contractor's operations, shall be replaced or reconstructed with the same kind of material as found on the work or with materials of equal quality.

The fourth paragraph in Section 86-2.03, "Foundations," of the Standard Specifications is amended to read:

- After each post, standard, and pedestal on structures is in proper position, mortar shall be placed under the base plate as shown on the plans. The exposed portions shall be formed to present a neat appearance. Mortar shall conform to Section 51-1.135, "Mortar," except the mortar shall consist of one part by volume of cementitious material and 3 parts of clean sand and shall contain only sufficient moisture to permit packing. Mortar shall be cured by keeping it damp for 3 days.

Item D of the eighteenth paragraph in Section 86-2.05C, "Installation," of the Standard Specifications is amended to read:

- D. The conduit shall be placed in the bottom of the trench, and the trench shall be backfilled with minor concrete conforming to the provisions in Section 90-10, "Minor Concrete." Minor concrete shall contain not less than 590 pounds of cementitious material per cubic yard. Concrete backfill shall be placed to the pavement surface except, when the trench is in hot mix asphalt pavement and additional pavement is not being placed, the top 0.10 foot of the trench shall be backfilled with hot mix asphalt produced from commercial quality paving asphalt and aggregates.

Item E of the eighteenth paragraph in Section 86-2.05C, "Installation," of the Standard Specifications is amended to read:

- E. Prior to spreading hot mix asphalt, tack coat shall be applied in conformance with the provisions in Section 39, "Hot Mix Asphalt." Spreading and compacting of hot mix asphalt shall be performed by any method which will produce a hot mix asphalt surfacing of uniform smoothness, texture and density.

Item C of the twenty-third paragraph in Section 86-2.05C, "Installation," of the Standard Specifications is amended to read:

- C. Precast concrete conduit cradles shall conform to the dimensions shown on the plans and shall be constructed of minor concrete and commercial quality welded wire fabric. Minor concrete shall conform to the provisions in Section 90-10, "Minor Concrete," and shall contain not less than 590 pounds of cementitious material per cubic yard. The cradles shall be moist cured for not less than 3 days.

Item G of the twenty-third paragraph in Section 86-2.05C, "Installation," of the Standard Specifications is amended to read:

- G. The space around conduits through bridge abutment walls shall be filled with mortar conforming to the provisions in Section 51-1.135, "Mortar," except that the proportion of cementitious material to sand shall be one to 3.

The fifth paragraph in Section 86-2.07, "Traffic Pull Boxes," of the Standard Specifications is amended to read:

- Concrete placed around and under traffic pull boxes as shown on the plans shall be minor concrete conforming to the provisions in Section 90-10, "Minor Concrete."

The traffic signal controller cabinet requirement in the table in Section 86-2.08A, "Conductor Identification," of the Standard Specifications is amended to read:

Traffic Signal Controller Cabinet	Ungrounded Circuit Conductor	Blk	None	CON-1	6
	Grounded Circuit Conductor	Wht	None	CON-2	6

The first sentence of the first paragraph of Section 86-4.06, "Pedestrian Signal Faces," of the Standard Specifications is amended to read:

- Message symbols for pedestrian signal faces shall be white WALKING PERSON and Portland orange UPRAISED HAND conforming to the requirements in the Institute of Transportation Engineers Standards: "Pedestrian Traffic Control Signal Indications" and the "California MUTCD."

The second sentence of the tenth paragraph of Section 86-4.07, "Light Emitting Diode Pedestrian Signal Face 'Upraised Hand' Module," of the Standard Specifications is amended to read:

- The color of "UPRAISED HAND" shall be Portland orange conforming to the requirements of the Institute of Transportation Engineers Standards: "Pedestrian Traffic Control Signal Indications" and the "California MUTCD."

The second sentence of the first paragraph of subsection, "Elastomeric Sealant," of Section 86-5.01A(5), "Installation Details," of the Standard Specifications is amended to read:

- Sealant shall be suitable for use in both hot mix asphalt and portland cement concrete.

The first sentence of the first paragraph of subsection, "Asphatic Emulsion Sealant," of Section 86-5.01A(5), "Installation Details," of the Standard Specifications is amended to read:

- Asphaltic emulsion sealant shall conform to the requirements in State Specification 8040-41A-15 and shall be used only for filling slots in hot mix asphalt pavement.

The third sentence of the first paragraph of subsection, "Hot-Melt Rubberized Asphalt Sealant," of Section 86-5.01A(5), "Installation Details," of the Standard Specifications is amended to read:

- Sealant shall be suitable for use in both hot mix asphalt and portland cement concrete.

The tenth paragraph of subsection, "Hot-Melt Rubberized Asphalt Sealant," of Section 86-5.01A(5), "Installation Details," of the Standard Specifications is amended to read:

- If hot mix asphalt surfacing is to be placed, the loop conductors shall be installed prior to placing the uppermost layer of hot mix asphalt. The conductors shall be installed, as shown on the plans, in the compacted layer of hot mix asphalt immediately below the uppermost layer. Installation details shall be as shown on the plans, except the sealant shall fill the slot flush to the surface.

The first paragraph in Section 86-5.01D, "Removing or Abandoning Existing Pressure-Sensitive Detectors," of the Standard Specifications is amended to read:

- When a foundation for a pressure-sensitive vehicle detector is to be removed, the hole left by removing the detector frame and foundation shall be filled with minor concrete, except the

roadway surface shall be reconstructed with material to match existing surfacing. Minor concrete shall conform to the provisions in Section 90-10, "Minor Concrete," except that the concrete shall contain not less than 420 pounds of cementitious material per cubic yard for hot mix asphalt surfaced roadways and not less than 590 pounds of cementitious material per cubic yard for portland cement concrete surfaced roadways.

The first paragraph of Section 86-8.01, "Payment," of the Standard Specifications is amended to read:

- The contract lump sum price or prices paid for signal, ramp metering, flashing beacon, lighting, sign illumination, traffic monitoring station, highway advisory radio systems, closed circuit television systems, or combinations thereof; for modifying or removing those systems; for temporary systems; or the lump sum or unit prices paid for various units of those systems; or the lump sum or per foot price paid for conduit of the various sizes, types and installation methods listed in the Engineer's Estimate shall include full compensation for furnishing all labor, materials, tools, equipment and incidentals, and for doing all the work involved in furnishing and installing, modifying, or removing the systems, combinations or units thereof, as shown on the plans, as specified in these specifications and the special provisions, and as directed by the Engineer, including any necessary pull boxes (except when the type required is shown as a separate contract item); excavation and backfill; concrete foundations (except when shown as a separate contract item); pedestrian barricades; furnishing and installing illuminated street name signs; installing sign panels on pedestrian barricades, on flashing beacon standards, and on traffic signal mast arms; restoring sidewalk, pavement and appurtenances damaged or destroyed during construction; salvaging existing materials; and making all required tests.

SECTION 90: PORTLAND CEMENT CONCRETE

Issue Date: January 5, 2007

Section 90, "Portland Cement Concrete," of the Standard Specifications is amended to read:

SECTION 90: PORTLAND CEMENT CONCRETE

90-1 GENERAL

90-1.01 DESCRIPTION

- Portland cement concrete shall be composed of cementitious material, fine aggregate, coarse aggregate, admixtures if used, and water, proportioned and mixed as specified in these specifications.

- The Contractor shall determine the mix proportions for concrete in conformance with these specifications.

- Class 1 concrete shall contain not less than 675 pounds of cementitious material per cubic yard.

- Class 2 concrete shall contain not less than 590 pounds of cementitious material per cubic yard.

- Class 3 concrete shall contain not less than 505 pounds of cementitious material per cubic yard.

- Class 4 concrete shall contain not less than 420 pounds of cementitious material per cubic yard.

- Minor concrete shall contain not less than 550 pounds of cementitious material per cubic yard unless otherwise specified in these specifications or the special provisions.
- Unless otherwise designated on the plans or specified in these specifications or the special provisions, the amount of cementitious material used per cubic yard of concrete in structures or portions of structures shall conform to the following:

Use	Cementitious Material Content (Pounds/CY)
Concrete designated by compressive strength:	
Deck slabs and slab spans of bridges	675 min., 800 max.
Roof sections of exposed top box culverts	675 min., 800 max.
Other portions of structures	590 min., 800 max.
Concrete not designated by compressive strength:	
Deck slabs and slab spans of bridges	675 min.
Roof sections of exposed top box culverts	675 min.
Prestressed members	675 min.
Seal courses	675 min.
Other portions of structures	590 min.
Concrete for precast members	590 min., 925 max.

- Whenever the 28-day compressive strength shown on the plans is greater than 3,600 pounds per square inch, the concrete shall be designated by compressive strength. If the plans show a 28-day compressive strength that is 4,000 pounds per square inch or greater, an additional 14 days will be allowed to obtain the specified strength. The 28-day compressive strengths shown on the plans that are 3,600 pounds per square inch or less are shown for design information only and are not a requirement for acceptance of the concrete.
 - Concrete designated by compressive strength shall be proportioned such that the concrete will attain the strength shown on the plans or specified in the special provisions.
 - Before using concrete for which the mix proportions have been determined by the Contractor, or in advance of revising those mix proportions, the Contractor shall submit in writing to the Engineer a copy of the mix design.
 - Compliance with cementitious material content requirements will be verified in conformance with procedures described in California Test 518 for cement content. For testing purposes, supplementary cementitious material shall be considered to be cement. Batch proportions shall be adjusted as necessary to produce concrete having the specified cementitious material content.
 - If any concrete has a cementitious material, portland cement, or supplementary cementitious material content that is less than the minimum required, the concrete shall be removed. However, if the Engineer determines that the concrete is structurally adequate, the concrete may remain in place and the Contractor shall pay to the State \$0.25 for each pound of cementitious material, portland cement, or supplementary cementitious material that is less than the minimum required. The Department may deduct the amount from any moneys due, or that may become due, the Contractor under the contract. The deductions will not be made unless the difference between the contents required and those actually provided exceeds the batching tolerances permitted by Section 90-5, "Proportioning." No deductions will be made based on the results of California Test 518.
 - The requirements of the preceding paragraph shall not apply to minor concrete or commercial quality concrete.

90-2 MATERIALS

90-2.01 CEMENTITIOUS MATERIALS

- Unless otherwise specified, cementitious material shall be either a combination of Type II or Type V portland cement and a supplementary cementitious material, or a blended cement.
- Cementitious materials used in cast-in-place concrete for exposed surfaces of like elements of a structure shall be from the same sources and of the same proportions.
- Cementitious materials shall be protected from moisture until used. Sacked cementitious materials shall be piled to permit access for tallying, inspecting, and identifying each shipment.
- Facilities shall be provided to ensure that cementitious materials meeting this Section 90-2.01 are kept separate from other cementitious materials. Sampling cementitious materials shall be in conformance with California Test 125.
- The Contractor shall furnish a Certificate of Compliance for cementitious materials in conformance with the provisions in Section 6-1.07, "Certificates of Compliance." The Certificate of Compliance shall indicate the source by name and location (including country, state, and city). If cementitious material is delivered directly to the job site, the Certificate of Compliance shall be signed by the cementitious material supplier. If the cementitious material is used in ready-mixed concrete or in precast concrete products purchased as such by the Contractor, the Certificate of Compliance shall be signed by the manufacturer of the concrete or product.

90-2.01A CEMENT

- Portland cement shall conform to the requirements in ASTM Designation: C 150 except, using a 10-sample moving average, limestone shall not exceed 2.5 percent. The C₃S content of Type II cement shall not exceed 65 percent.
- Blended cement shall conform to the requirements for Portland Blast-Furnace Slag, Cement Type IS (MS) or Portland-Pozzolan Cement, Type IP (MS) in AASHTO Designation: M 240 and shall be comprised of an intimate and uniform blend of Type II or Type V cement and supplementary cementitious material in an amount conforming to the requirements in Section 90-2.01C, "Required Use of Supplementary Cementitious Materials."
- In addition, blended cement, Type II portland cement, and Type V portland cement shall conform to the following requirements:
 - A. The cement shall not contain more than 0.60-percent by mass of alkalis, calculated as the percentage of Na₂O plus 0.658 times the percentage of K₂O, when determined by methods as required in AASHTO Designation: T 105;
 - B. The autoclave expansion shall not exceed 0.50-percent; and
 - C. Mortar, containing the cement to be used and Ottawa sand, when tested in conformance with California Test 527, shall not expand in water more than 0.010-percent and shall not contract in air more than 0.048-percent, except that when cement is to be used for precast prestressed concrete piling, precast prestressed concrete members, or steam cured concrete products, the mortar shall not contract in air more than 0.053-percent.
- Type III portland cement shall be used only as specified in the special provisions or with the approval of the Engineer. Type III portland cement shall conform to the additional requirements listed above for Type II portland cement, except when tested in conformance with California Test 527, mortar containing Type III portland cement shall not contract in air more than 0.075-percent.

90-2.01B SUPPLEMENTARY CEMENTITIOUS MATERIALS (SCM)

- Fly ash shall conform to the requirements in AASHTO Designation: M 295, Class F, and the following:

- A. Calcium oxide content shall not exceed 10 percent.
- B. The available alkali, as sodium oxide equivalent, shall not exceed 1.5 percent when determined in conformance with the requirements in ASTM Designation: C 311 or the total alkali, as sodium oxide equivalent, shall not exceed 5.0 percent when determined in conformance with the requirements in AASHTO Designation: T 105.
- C. Commingling of fly ash from different sources at uncontrolled ratios is permissible only if the following criteria are satisfied:
 1. Sources of fly ash to be commingled shall be on the approved list of materials for use in concrete.
 2. Testing of the commingled product is the responsibility of the fly ash supplier.
 3. Each fly ash's running average of density shall not differ from any other by more than 0.01-pound per cubic inch at the time of commingling.
 4. Each fly ash's running average of loss on ignition shall not differ from any other by more than one percent at the time of commingling.
 5. The final product of commingled fly ash shall conform to the requirement in AASHTO Designation: M 295.

- Raw or calcined natural pozzolans shall conform to the requirements in AASHTO Designation: M 295, Class N and the following requirements:

- A. Calcium oxide content shall not exceed 10 percent.
- B. The available alkali, as sodium oxide equivalent, shall not exceed 1.5 percent when determined in conformance with the requirements in ASTM Designation: C 311 or the total alkali, as sodium oxide equivalent, shall not exceed 5.0 percent when determined in conformance with the requirements in AASHTO Designation: T 105.

- Ground Granulated Blast Furnace Slag (GGBFS) shall conform to the requirements in AASHTO Designation: M 302, Grade 100 or Grade 120.

- Silica Fume shall conform to the requirements of AASHTO Designation: M 307, with reduction in mortar expansion of 80 percent, minimum, using the cement from the proposed mix design.

90-2.01C REQUIRED USE OF SUPPLEMENTARY CEMENTITIOUS MATERIALS

- The amount of portland cement and SCM used in portland cement concrete shall conform to the minimum cementitious material content provisions in Section 90-1.01, "Description," or Section 90-4.05, "Optional Use of Chemical Admixtures," and the following:

- A. If a blended cement conforming to the provisions in Section 90-2.01A, "Cement," is used, the minimum amount of SCM incorporated into the cement shall conform to the provisions in this Section 90-2.01C.

B. Fly ash or natural pozzolan, silica fume, or GGBFS shall not be used with Type IP or Type IS cements.

- Use of SCMs shall conform to the following:

A. If fly ash or natural pozzolan is used:

1. The minimum amount of portland cement shall not be less than 75 percent by weight of the specified minimum cementitious material content.
2. The minimum amount of fly ash or natural pozzolan shall be:
 - a. Fifteen percent by weight of the total amount of cementitious material if the calcium oxide content of fly ash or natural pozzolan is equal to or less than 2 percent by weight;
 - b. Twenty-five percent by weight of the total amount of cementitious material if the calcium oxide content of fly ash or natural pozzolan is greater than 2 percent by weight.
3. The total amount of fly ash or natural pozzolan shall not exceed 35 percent by weight of the total amount of cementitious material to be used in the mix. If Section 90-1.01, "Description," specifies a maximum cementitious material content in pounds per cubic yard, the total weight of portland cement and fly ash or natural pozzolan per cubic yard shall not exceed the specified maximum cementitious material content.

B. If silica fume is used:

1. The amount of silica fume shall not be less than 10 percent by weight of the total amount of cementitious material.
2. The amount of portland cement shall not be less than 75 percent by weight of the specified minimum cementitious material content.
3. If Section 90-1.01, "Description," specifies a maximum cementitious material content in pounds per cubic yard, the total weight of portland cement and silica fume per cubic yard shall not exceed the specified maximum cementitious material content.

C. If GGBFS is used:

1. The minimum amount of GGBFS shall be either:
 - a. Forty percent of the total cementitious material to be used, if the aggregates used in the concrete are on the Department's list of "Approved Aggregates For Use in Concrete with Reduced Fly Ash."
 - b. No less than 50 percent.
2. The amount of GGBFS shall not exceed 60 percent by weight of the total amount of cementitious materials to be used.

90-2.02 AGGREGATES

- Aggregates shall be free from deleterious coatings, clay balls, roots, bark, sticks, rags, and other extraneous material.

- The Contractor shall provide safe and suitable facilities, including necessary splitting devices for obtaining samples of aggregates, in conformance with California Test 125.
- Aggregates shall be of such character that it will be possible to produce workable concrete within the limits of water content provided in Section 90-6.06, "Amount of Water and Penetration."
- Aggregates shall have not more than 10 percent loss when tested for soundness in conformance with the requirements in California Test 214. The soundness requirement for fine aggregate will be waived, provided that the durability index, D_f , of the fine aggregate is 60 or greater when tested for durability in conformance with California Test 229.
- If the results of any one or more of the Cleanness Value, Sand Equivalent, or aggregate grading tests do not meet the requirements specified for "Operating Range" but all meet the "Contract Compliance" requirements, the placement of concrete shall be suspended at the completion of the current pour until tests or other information indicate that the next material to be used in the work will comply with the requirements specified for "Operating Range."
- If the results of either or both the Cleanness Value and coarse aggregate grading tests do not meet the requirements specified for "Contract Compliance," the concrete that is represented by the tests shall be removed. However, if the Engineer determines that the concrete is structurally adequate, the concrete may remain in place, and the Contractor shall pay to the State \$3.50 per cubic yard for paving concrete and \$5.50 per cubic yard for all other concrete for the concrete represented by these tests and left in place. The Department may deduct the amount from any moneys due, or that may become due, the Contractor under the contract.
- If the results of either or both the Sand Equivalent and fine aggregate grading tests do not meet the requirements specified for "Contract Compliance," the concrete which is represented by the tests shall be removed. However, if the Engineer determines that the concrete is structurally adequate, the concrete may remain in place, and the Contractor shall pay to the State \$3.50 per cubic yard for paving concrete and \$5.50 per cubic yard for all other concrete for the concrete represented by these tests and left in place. The Department may deduct the amount from any moneys due, or that may become due, the Contractor under the contract.
- The 2 preceding paragraphs apply individually to the "Contract Compliance" requirements for coarse aggregate and fine aggregate. When both coarse aggregate and fine aggregate do not conform to the "Contract Compliance" requirements, both paragraphs shall apply. The payments specified in those paragraphs are in addition to any payments made in conformance with the provisions in Section 90-1.01, "Description."
- No single Cleanness Value, Sand Equivalent, or aggregate grading test shall represent more than 300 cubic yards of concrete or one day's pour, whichever is smaller.
- When the source of an aggregate is changed, the Contractor shall adjust the mix proportions and submit in writing to the Engineer a copy of the mix design before using the aggregates.

90-2.02A COARSE AGGREGATE

- Coarse aggregate shall consist of gravel, crushed gravel, crushed rock, reclaimed aggregate, crushed air-cooled iron blast furnace slag or combinations thereof. Crushed air-cooled blast furnace slag shall not be used in reinforced or prestressed concrete.
- Reclaimed aggregate is aggregate that has been recovered from plastic concrete by washing away the cementitious material. Reclaimed aggregate shall conform to all aggregate requirements.
- Coarse aggregate shall conform to the following quality requirements:

Tests	California Test	Requirements
Loss in Los Angeles Rattler (after 500 revolutions)	211	45% max.
Cleanness Value		
Operating Range	227	75 min.
Contract Compliance	227	71 min.

- In lieu of the above Cleanness Value requirements, a Cleanness Value "Operating Range" limit of 71, minimum, and a Cleanness Value "Contract Compliance" limit of 68, minimum, will be used to determine the acceptability of the coarse aggregate if the Contractor furnishes a Certificate of Compliance, as provided in Section 6-1.07, "Certificates of Compliance," certifying that:

- Coarse aggregate sampled at the completion of processing at the aggregate production plant had a Cleanness Value of not less than 82 when tested in conformance with the requirements in California Test 227; and
- Prequalification tests performed in conformance with the requirements in California Test 549 indicated that the aggregate would develop a relative strength of not less than 95 percent and would have a relative shrinkage not greater than 105 percent, based on concrete.

90-2.02B FINE AGGREGATE

- Fine aggregate shall consist of natural sand, manufactured sand produced from larger aggregate or a combination thereof. Manufactured sand shall be well graded.
- Fine aggregate shall conform to the following quality requirements:

Test	California Test	Requirements
Organic Impurities	213	Satisfactory ^a
Mortar Strengths Relative to Ottawa Sand	515	95%, min.
Sand Equivalent:		
Operating Range	217	75, min.
Contract Compliance	217	71, min.

a Fine aggregate developing a color darker than the reference standard color solution may be accepted if it is determined by the Engineer, from mortar strength tests, that a darker color is acceptable.

- In lieu of the above Sand Equivalent requirements, a Sand Equivalent "Operating Range" limit of 71, minimum, and a Sand Equivalent "Contract Compliance" limit of 68, minimum, will be used to determine the acceptability of the fine aggregate if the Contractor furnishes a Certificate of Compliance, as provided in Section 6-1.07, "Certificates of Compliance," certifying that:

- Fine aggregate sampled at the completion of processing at the aggregate production plant had a Sand Equivalent value of not less than 82 when tested by California Test 217; and
- Prequalification tests performed in conformance with California Test 549 indicated that the aggregate would develop a relative strength of not less than 95 percent and would have a relative shrinkage not greater than 105 percent, based on concrete.

90-2.03 WATER

- In conventionally reinforced concrete work, the water for curing, for washing aggregates, and for mixing shall be free from oil and shall not contain more than 1,000 parts per million of chlorides as Cl, when tested in conformance with California Test 422, nor more than 1,300 parts per million of sulfates as SO₄, when tested in conformance with California Test 417. In prestressed concrete work, the water for curing, for washing aggregates, and for mixing shall be free from oil and shall not contain more than 650 parts per million of chlorides as Cl, when tested in conformance with California Test 422, nor more than 1,300 parts per million of sulfates as SO₄, when tested in conformance with California Test 417. In no case shall the water contain an amount of impurities that will cause either: 1) a change in the setting time of cement of more than 25 percent when tested in conformance with the requirements in ASTM Designation: C 191 or ASTM Designation: C 266 or 2) a reduction in the compressive strength of mortar at 14 days of more than 5 percent, when tested in conformance with the requirements in ASTM Designation: C 109, when compared to the results obtained with distilled water or deionized water, tested in conformance with the requirements in ASTM Designation: C 109.

- In nonreinforced concrete work, the water for curing, for washing aggregates and for mixing shall be free from oil and shall not contain more than 2,000 parts per million of chlorides as Cl, when tested in conformance with California Test 422, or more than 1,500 parts per million of sulfates as SO₄, when tested in conformance with California Test 417.

- In addition to the above provisions, water for curing concrete shall not contain impurities in a sufficient amount to cause discoloration of the concrete or produce etching of the surface.

- Water reclaimed from mixer wash-out operations may be used in mixing concrete. The water shall not contain coloring agents or more than 300 parts per million of alkalis (Na₂O + 0.658 K₂O) as determined on the filtrate. The specific gravity of the water shall not exceed 1.03 and shall not vary more than ±0.010 during a day's operations.

90-2.04 ADMIXTURE MATERIALS

- Admixture materials shall conform to the requirements in the following ASTM Designations:

A. Chemical Admixtures—ASTM Designation: C 494.

B. Air-entraining Admixtures—ASTM Designation: C 260.

90-3 AGGREGATE GRADINGS

90-3.01 GENERAL

- Before beginning concrete work, the Contractor shall submit in writing to the Engineer the gradation of the primary aggregate nominal sizes that the Contractor proposes to furnish. If a primary coarse aggregate or the fine aggregate is separated into 2 or more sizes, the proposed gradation shall consist of the gradation for each individual size, and the proposed proportions of each individual size, combined mathematically to indicate one proposed gradation. The proposed gradation shall meet the grading requirements shown in the table in this section, and shall show the percentage passing each of the sieve sizes used in determining the end result.

- The Engineer may waive, in writing, the gradation requirements in this Section 90-3.01 and in Sections 90-3.02, "Coarse Aggregate Grading," 90-3.03, "Fine Aggregate Grading," and 90-3.04, "Combined Aggregate Gradings," if, in the Engineer's opinion, furnishing the gradation is not necessary for the type or amount of concrete work to be constructed.

- Gradations proposed by the Contractor shall be within the following percentage passing limits:

Primary Aggregate Nominal Size	Sieve Size	Limits of Proposed Gradation
1 1/2" x 3/4"	1"	19 - 41
1" x No. 4	3/4"	52 - 85
1" x No. 4	3/8"	15 - 38
1/2" x No. 4	3/8"	40 - 78
3/8" x No. 8	3/8"	50 - 85
Fine Aggregate	No. 16	55 - 75
Fine Aggregate	No. 30	34 - 46
Fine Aggregate	No. 50	16 - 29

- Should the Contractor change the source of supply, the Contractor shall submit in writing to the Engineer the new gradations before their intended use.

90-3.02 COARSE AGGREGATE GRADING

- The grading requirements for coarse aggregates are shown in the following table for each size of coarse aggregate:

Sieve Sizes	Percentage Passing Primary Aggregate Nominal Sizes							
	1 1/2" x 3/4"		1" x No. 4		1/2" x No. 4		3/8" x No. 8	
	Operating Range	Contract Compliance	Operating Range	Contract Compliance	Operating Range	Contract Compliance	Operating Range	Contract Compliance
2"	100	100	—	—	—	—	—	—
1 1/2"	88 - 100	85 - 100	100	100	—	—	—	—
1"	X ±18	X ±25	88 - 100	86 - 100	—	—	—	—
3/4"	0 - 17	0 - 20	X ±15	X ±22	100	100	—	—
1/2"	—	—	—	—	82 - 100	80 - 100	100	100
3/8"	0 - 7	0 - 9	X ±15	X ±22	X ±15	X ±22	X ±15	X ±20
No. 4	—	—	0 - 16	0 - 18	0 - 15	0 - 18	0 - 25	0 - 28
No. 8	—	—	0 - 6	0 - 7	0 - 6	0 - 7	0 - 6	0 - 7

- In the above table, the symbol X is the gradation that the Contractor proposes to furnish for the specific sieve size as provided in Section 90-3.01, "General."

• Coarse aggregate for the 1 1/2 inch, maximum, combined aggregate grading as provided in Section 90-3.04, "Combined Aggregate Gradings," shall be furnished in 2 or more primary aggregate nominal sizes. Each primary aggregate nominal size may be separated into 2 sizes and stored separately, provided that the combined material conforms to the grading requirements for that particular primary aggregate nominal size.

• When the one inch, maximum, combined aggregate grading as provided in Section 90-3.04, "Combined Aggregate Gradings," is to be used, the coarse aggregate may be separated into 2 sizes and stored separately, provided that the combined material shall conform to the grading requirements for the 1" x No. 4 primary aggregate nominal size.

90-3.03 FINE AGGREGATE GRADING

- Fine aggregate shall be graded within the following limits:

Sieve Sizes	Percentage Passing	
	Operating Range	Contract Compliance
3/8"	100	100
No. 4	95 - 100	93 - 100
No. 8	65 - 95	61 - 99
No. 16	X ±10	X ±13
No. 30	X ±9	X ±12
No. 50	X ±6	X ±9
No. 100	2 - 12	1 - 15
No. 200	0 - 8	0 - 10

- In the above table, the symbol X is the gradation that the Contractor proposes to furnish for the specific sieve size as provided in Section 90-3.01, "General."
- In addition to the above required grading analysis, the distribution of the fine aggregate sizes shall be such that the difference between the total percentage passing the No. 16 sieve and the total percentage passing the No. 30 sieve shall be between 10 and 40, and the difference between the percentage passing the No. 30 and No. 50 sieves shall be between 10 and 40.
- Fine aggregate may be separated into 2 or more sizes and stored separately, provided that the combined material conforms to the grading requirements specified in this Section 90-3.03.

90-3.04 COMBINED AGGREGATE GRADINGS

- Combined aggregate grading limits shall be used only for the design of concrete mixes. Concrete mixes shall be designed so that aggregates are combined in proportions that shall produce a mixture within the grading limits for combined aggregates as specified herein.
- The combined aggregate grading, except when otherwise specified in these specifications or the special provisions, shall be either the 1 1/2 inch, maximum grading, or the 1 inch, maximum grading, at the option of the Contractor.

Grading Limits of Combined Aggregates

Sieve Sizes	Percentage Passing			
	1 1/2" Max.	1" Max.	1/2" Max.	3/8" Max.
2"	100	—	—	—
1 1/2"	90 - 100	100	—	—
1"	50 - 86	90 - 100	—	—
3/4"	45 - 75	55 - 100	100	—
1/2"	—	—	90 - 100	100
3/8"	38 - 55	45 - 75	55 - 86	50 - 100
No. 4	30 - 45	35 - 60	45 - 63	45 - 63
No. 8	23 - 38	27 - 45	35 - 49	35 - 49
No. 16	17 - 33	20 - 35	25 - 37	25 - 37
No. 30	10 - 22	12 - 25	15 - 25	15 - 25
No. 50	4 - 10	5 - 15	5 - 15	5 - 15
No. 100	1 - 6	1 - 8	1 - 8	1 - 8
No. 200	0 - 3	0 - 4	0 - 4	0 - 4

- Changes from one grading to another shall not be made during the progress of the work unless permitted by the Engineer.

90-4 ADMIXTURES

90-4.01 GENERAL

- Admixtures used in portland cement concrete shall conform to and be used in conformance with the provisions in this Section 90-4 and the special provisions. Admixtures shall be used when specified or ordered by the Engineer and may be used at the Contractor's option as provided herein.

- Chemical admixtures and air-entraining admixtures containing chlorides as Cl in excess of one percent by weight of admixture, as determined by California Test 415, shall not be used.

- Admixtures shall be uniform in properties throughout their use in the work. Should it be found that an admixture as furnished is not uniform in properties, its use shall be discontinued.

- If more than one admixture is used, the admixtures shall be compatible with each other so that the desirable effects of all admixtures used will be realized.

- Chemical admixtures shall be used in conformance with the manufacturer's written recommendations.

90-4.02 MATERIALS

- Admixture materials shall conform to the provisions in Section 90-2.04, "Admixture Materials."

90-4.03 ADMIXTURE APPROVAL

- No admixture brand shall be used in the work unless it is on the Department's current list of approved brands for the type of admixture involved.

- Admixture brands will be considered for addition to the approved list if the manufacturer of the admixture submits to the Transportation Laboratory a sample of the admixture accompanied by certified test results demonstrating that the admixture complies with the requirements in the appropriate ASTM Designation and these specifications. The sample shall be sufficient to permit performance of all required tests. Approval of admixture brands will be dependent upon a determination as to compliance with the requirements, based on the certified test results submitted, together with tests the Department may elect to perform.

- If the Contractor proposes to use an admixture of a brand and type on the current list of approved admixture brands, the Contractor shall furnish a Certificate of Compliance from the manufacturer, as provided in Section 6-1.07, "Certificates of Compliance," certifying that the admixture furnished is the same as that previously approved. If a previously approved admixture is not accompanied by a Certificate of Compliance, the admixture shall not be used in the work until the Engineer has had sufficient time to make the appropriate tests and has approved the admixture for use. The Engineer may take samples for testing at any time, whether or not the admixture has been accompanied by a Certificate of Compliance.

90-4.04 REQUIRED USE OF CHEMICAL ADMIXTURES

- If the use of a chemical admixture is specified, the admixture shall be used at the dosage specified, except that if no dosage is specified, the admixture shall be used at the dosage normally recommended by the manufacturer of the admixture.

90-4.05 OPTIONAL USE OF CHEMICAL ADMIXTURES

- The Contractor may use Type A or F, water-reducing; Type B, retarding; or Type D or G, water-reducing and retarding admixtures as described in ASTM Designation: C 494 to conserve

cementitious material or to facilitate any concrete construction application subject to the following conditions:

- A. If a water-reducing admixture or a water-reducing and retarding admixture is used, the cementitious material content specified or ordered may be reduced by a maximum of 5 percent by weight, except that the resultant cementitious material content shall be not less than 505 pounds per cubic yard; and
- B. When a reduction in cementitious material content is made, the dosage of admixture used shall be the dosage used in determining approval of the admixture.

- Unless otherwise specified, a Type C accelerating chemical admixture conforming to the requirements in ASTM Designation: C 494, may be used in portland cement concrete. Inclusion in the mix design submitted for approval will not be required provided that the admixture is added to counteract changing conditions that contribute to delayed setting of the portland cement concrete, and the use or change in dosage of the admixture is approved in writing by the Engineer.

90-4.06 REQUIRED USE OF AIR-ENTRAINING ADMIXTURES

- When air-entrainment is specified or ordered by the Engineer, the air-entraining admixture shall be used in amounts to produce a concrete having the specified air content as determined by California Test 504.

90-4.07 OPTIONAL USE OF AIR-ENTRAINING ADMIXTURES

- When air-entrainment has not been specified or ordered by the Engineer, the Contractor will be permitted to use an air-entraining admixture to facilitate the use of any construction procedure or equipment provided that the average air content, as determined by California Test 504, of 3 successive tests does not exceed 4 percent, and no single test value exceeds 5.5 percent. If the Contractor elects to use an air-entraining admixture in concrete for pavement, the Contractor shall so indicate at the time the Contractor designates the source of aggregate.

90-4.08 BLANK

90-4.09 BLANK

90-4.10 PROPORTIONING AND DISPENSING LIQUID ADMIXTURES

- Chemical admixtures and air-entraining admixtures shall be dispensed in liquid form. Dispensers for liquid admixtures shall have sufficient capacity to measure at one time the prescribed quantity required for each batch of concrete. Each dispenser shall include a graduated measuring unit into which liquid admixtures are measured to within ± 5 percent of the prescribed quantity for each batch. Dispensers shall be located and maintained so that the graduations can be accurately read from the point at which proportioning operations are controlled to permit a visual check of batching accuracy prior to discharge. Each measuring unit shall be clearly marked for the type and quantity of admixture.

- Each liquid admixture dispensing system shall be equipped with a sampling device consisting of a valve located in a safe and readily accessible position such that a sample of the admixture may be withdrawn slowly by the Engineer.

- If more than one liquid admixture is used in the concrete mix, each liquid admixture shall have a separate measuring unit and shall be dispensed by injecting equipment located in such a manner that the admixtures are not mixed at high concentrations and do not interfere with the effectiveness of each other. When air-entraining admixtures are used in conjunction with other liquid admixtures, the air-entraining admixture shall be the first to be incorporated into the mix, unless it is demonstrated that a different sequence improves performance.

- When automatic proportioning devices are required for concrete pavement, dispensers for liquid admixtures shall operate automatically with the batching control equipment. The dispensers shall be equipped with an automatic warning system in good operating condition that will provide a visible or audible signal at the point at which proportioning operations are controlled when the quantity of admixture measured for each batch of concrete varies from the preselected dosage by more than 5 percent, or when the entire contents of the measuring unit are not emptied from the dispenser into each batch of concrete.

- Unless liquid admixtures are added to premeasured water for the batch, their discharge into the batch shall be arranged to flow into the stream of water so that the admixtures are well dispersed throughout the batch, except that air-entraining admixtures may be dispensed directly into moist sand in the batching bins provided that adequate control of the air content of the concrete can be maintained.

- Liquid admixtures requiring dosages greater than one-half gallon per cubic yard shall be considered to be water when determining the total amount of free water as specified in Section 90-6.06, "Amount of Water and Penetration."

90-4.11 BLANK

90-5 PROPORTIONING

90-5.01 STORAGE OF AGGREGATES

- Aggregates shall be stored or stockpiled in such a manner that separation of coarse and fine particles of each size shall be avoided and the various sizes shall not become intermixed before proportioning.

- Aggregates shall be stored or stockpiled and handled in a manner that prevent contamination by foreign materials. In addition, storage of aggregates at batching or mixing facilities that are erected subsequent to the award of the contract and that furnish concrete to the project shall conform to the following:

A. Intermingling of the different sizes of aggregates shall be positively prevented. The Contractor shall take the necessary measures to prevent intermingling. The preventive measures may include, but are not necessarily limited to, physical separation of stockpiles or construction of bulkheads of adequate length and height; and

B. Contamination of aggregates by contact with the ground shall be positively prevented. The Contractor shall take the necessary measures to prevent contamination. The preventive measures shall include, but are not necessarily limited to, placing aggregates on wooden platforms or on hardened surfaces consisting of portland cement concrete, asphalt concrete, or cement treated material.

- In placing aggregates in storage or in moving the aggregates from storage to the weigh hopper of the batching plant, any method that may cause segregation, degradation, or the combining of materials of different gradings that will result in any size of aggregate at the weigh

hopper failing to meet the grading requirements, shall be discontinued. Any method of handling aggregates that results in excessive breakage of particles shall be discontinued. The use of suitable devices to reduce impact of falling aggregates may be required by the Engineer.

90-5.02 PROPORTIONING DEVICES

- Weighing, measuring, or metering devices used for proportioning materials shall conform to the requirements in Section 9-1.01, "Measurement of Quantities," and this Section 90-5.02. In addition, automatic weighing systems shall comply with the requirements for automatic proportioning devices in Section 90-5.03A, "Proportioning for Pavement." Automatic devices shall be automatic to the extent that the only manual operation required for proportioning the aggregates, cement, and supplementary cementitious material for one batch of concrete is a single operation of a switch or starter.

- Proportioning devices shall be tested as frequently as the Engineer may deem necessary to ensure their accuracy.

- Weighing equipment shall be insulated against vibration or movement of other operating equipment in the plant. When the plant is in operation, the weight of each batch of material shall not vary from the weight designated by the Engineer by more than the tolerances specified herein.

- Equipment for cumulative weighing of aggregate shall have a zero tolerance of ± 0.5 percent of the designated total batch weight of the aggregate. For systems with individual weigh hoppers for the various sizes of aggregate, the zero tolerance shall be ± 0.5 percent of the individual batch weight designated for each size of aggregate. Equipment for cumulative weighing of cement and supplementary cementitious material shall have a zero tolerance of ± 0.5 percent of the designated total batch weight of the cement and supplementary cementitious material. Equipment for weighing cement or supplementary cementitious material separately shall have a zero tolerance of ± 0.5 percent of their designated individual batch weights. Equipment for measuring water shall have a zero tolerance of ± 0.5 percent of its designated weight or volume.

- The weight indicated for any batch of material shall not vary from the preselected scale setting by more than the following:

- A. Aggregate weighed cumulatively shall be within 1.0 percent of the designated total batch weight of the aggregate. Aggregates weighed individually shall be within 1.5 percent of their respective designated batch weights; and

- B. Cement shall be 99 to 102 percent of its designated batch weight. When weighed individually, supplementary cementitious material shall be 99 to 102 percent of its designated batch weight. When supplementary cementitious material and cement are permitted to be weighed cumulatively, cement shall be weighed first to 99 to 102 percent of its designated batch weight, and the total for cement and supplementary cementitious material shall be 99 to 102 percent of the sum of their designated batch weights; and

- C. Water shall be within 1.5 percent of its designated weight or volume.

- Each scale graduation shall be approximately 0.001 of the total capacity of the scale. The capacity of scales for weighing cement, supplementary cementitious material, or cement plus supplementary cementitious material and aggregates shall not exceed that of commercially available scales having single graduations indicating a weight not exceeding the maximum

permissible weight variation above, except that no scale shall be required having a capacity of less than 1,000 pounds, with one pound graduations.

90-5.03 PROPORTIONING

- Proportioning shall consist of dividing the aggregates into the specified sizes, each stored in a separate bin, and combining them with cementitious material and water as provided in these specifications. Aggregates shall be proportioned by weight.

- At the time of batching, aggregates shall have been dried or drained sufficiently to result in a stable moisture content such that no visible separation of water from aggregate will take place during transportation from the proportioning plant to the point of mixing. In no event shall the free moisture content of the fine aggregate at the time of batching exceed 8 percent of its saturated, surface-dry weight.

- Should separate supplies of aggregate material of the same size group, but of different moisture content or specific gravity or surface characteristics affecting workability, be available at the proportioning plant, withdrawals shall be made from one supply exclusively and the materials therein completely exhausted before starting upon another.

- Bulk Type IP (MS) cement shall be weighed in an individual hopper and shall be kept separate from the aggregates until the ingredients are released for discharge into the mixer.

- Bulk cement and supplementary cementitious material may be weighed in separate, individual weigh hoppers or may be weighed in the same weigh hopper and shall be kept separate from the aggregates until the ingredients are released for discharge into the mixer. If the cement and supplementary cementitious material are weighed cumulatively, the cement shall be weighed first.

- If cement and supplementary cementitious material are weighed in separate weigh hoppers, the weigh systems for the proportioning of the aggregate, the cement, and the supplementary cementitious material shall be individual and distinct from all other weigh systems. Each weigh system shall be equipped with a hopper, a lever system, and an indicator to constitute an individual and independent material-weighing device. The cement and the supplementary cementitious material shall be discharged into the mixer simultaneously with the aggregate.

- The scales and weigh hoppers for bulk weighing cement, supplementary cementitious material, or cement plus supplementary cementitious material shall be separate and distinct from the aggregate weighing equipment.

- For batches of one cubic yard or more, the batching equipment shall conform to one of the following combinations:

- A. Separate boxes and separate scale and indicator for weighing each size of aggregate.
- B. Single box and scale indicator for all aggregates.
- C. Single box or separate boxes and automatic weighing mechanism for all aggregates.

- In order to check the accuracy of batch weights, the gross weight and tare weight of batch trucks, truck mixers, truck agitators, and non-agitating hauling equipment shall be determined when ordered by the Engineer. The equipment shall be weighed on scales designated by the Engineer.

90-5.03A PROPORTIONING FOR PAVEMENT

- Aggregates and bulk supplementary cementitious material for use in pavement shall be proportioned by weight by means of automatic proportioning devices of approved type conforming to these specifications.

- The Contractor shall install and maintain in operating condition an electronically actuated moisture meter that will indicate, on a readily visible scale, changes in the moisture content of the fine aggregate as it is batched within a sensitivity of 0.5 percent by weight of the fine aggregate.

- The batching of cement, supplementary cementitious material, or cement plus supplementary cementitious material and aggregate shall be interlocked so that a new batch cannot be started until all weigh hoppers are empty, the proportioning devices are within zero tolerance, and the discharge gates are closed. The interlock shall permit no part of the batch to be discharged until all aggregate hoppers and the cement and supplementary cementitious material hoppers or the cement plus supplementary cementitious material hopper are charged with weights that are within the tolerances specified in Section 90-5.02, "Proportioning Devices."

- If interlocks are required for cement and supplementary cementitious material charging mechanisms and cement and supplementary cementitious material are weighed cumulatively, their charging mechanisms shall be interlocked to prevent the introduction of mineral admixture until the weight of cement in the cement weigh hopper is within the tolerances specified in Section 90-5.02, "Proportioning Devices."

- If concrete is completely mixed in stationary paving mixers, the supplementary cementitious materials shall be weighed in a separate weigh hopper and the supplementary cementitious material and cement shall be introduced simultaneously into the mixer proportionately with the aggregate. If the Contractor provides certification that the stationary mixer is capable of mixing the cement, supplementary cementitious material, aggregates, and water uniformly before discharge, weighing the supplementary cementitious material cumulatively with the cement is permitted. Certification shall contain the following:

- A. Test results for 2 compressive strength test cylinders of concrete taken within the first one-third and 2 compressive strength test cylinders of concrete taken within the last one-third of the concrete discharged from a single batch from the stationary paving mixer. Strength tests and cylinder preparation will be in conformance with the provisions of Section 90-9, "Compressive Strength";
- B. Calculations demonstrating that the difference in the averages of 2 compressive strengths taken in the first one-third is no greater than 7.5 percent different than the averages of 2 compressive strengths taken in the last one-third of the concrete discharged from a single batch from the stationary paving mixer. Strength tests and cylinder preparation will be in conformance with the provisions of Section 90-9, "Compressive Strength;" and
- C. The mixer rotation speed and time of mixing before discharge that are required to produce a mix that meets the requirements above.

- The discharge gate on the cement and supplementary cementitious material hoppers or the cement plus supplementary cementitious material hopper shall be designed to permit regulating the flow of cement, supplementary cementitious material, or cement plus supplementary cementitious material into the aggregate as directed by the Engineer.

- If separate weigh boxes are used for each size of aggregate, the discharge gates shall permit regulating the flow of each size of aggregate as directed by the Engineer.
- Material discharged from the several bins shall be controlled by gates or by mechanical conveyors. The means of withdrawal from the several bins, and of discharge from the weigh box, shall be interlocked so that not more than one bin can discharge at a time, and so that the weigh box cannot be tripped until the required quantity from each of the several bins has been deposited therein. Should a separate weigh box be used for each size of aggregate, all may be operated and discharged simultaneously.
- If the discharge from the several bins is controlled by gates, each gate shall be actuated automatically so that the required mass is discharged into the weigh box, after which the gate shall automatically close and lock.
- The automatic weighing system shall be designed so that all proportions required may be set on the weighing controller at the same time.

90-6 MIXING AND TRANSPORTING

90-6.01 GENERAL

- Concrete shall be mixed in mechanically operated mixers, except that when permitted by the Engineer, batches not exceeding 1/3 cubic yard may be mixed by hand methods in conformance with the provisions in Section 90-6.05, "Hand-Mixing."
- Equipment having components made of aluminum or magnesium alloys that would have contact with plastic concrete during mixing, transporting, or pumping of portland cement concrete shall not be used.
- Concrete shall be homogeneous and thoroughly mixed, and there shall be no lumps or evidence of undispersed cementitious material.
- Uniformity of concrete mixtures will be determined by differences in penetration as determined by California Test 533, or slump as determined by ASTM Designation: C 143, and by variations in the proportion of coarse aggregate as determined by California Test 529.
- When the mix design specifies a penetration value, the difference in penetration, determined by comparing penetration tests on 2 samples of mixed concrete from the same batch or truck mixer load, shall not exceed 1/2-inch. When the mix design specifies a slump value, the difference in slump, determined by comparing slump tests on 2 samples of mixed concrete from the same batch or truck mixer load, shall not exceed the values given in the table below. Variation in the proportion of coarse aggregate will be determined by comparing the results of tests of 2 samples of mixed concrete from the same batch or truck mixer load and the difference between the 2 results shall not exceed 170 pounds per cubic yard of concrete.

Average Slump	Maximum Permissible Difference
Less than 4"	1"
4" to 6"	1 1/2"
Greater than 6" to 9"	2"

- The Contractor shall furnish samples of the freshly mixed concrete and provide satisfactory facilities for obtaining the samples.

90-6.02 MACHINE MIXING

- Concrete mixers may be of the revolving drum or the revolving blade type, and the mixing drum or blades shall be operated uniformly at the mixing speed recommended by the

manufacturer. Mixers and agitators that have an accumulation of hard concrete or mortar shall not be used.

- The temperature of mixed concrete, immediately before placing, shall be not less than 50° F or more than 90° F. Aggregates and water shall be heated or cooled as necessary to produce concrete within these temperature limits. Neither aggregates nor mixing water shall be heated to exceed 150° F. If ice is used to cool the concrete, discharge of the mixer will not be permitted until all ice is melted.

- The batch shall be so charged into the mixer that some water will enter in advance of cementitious materials and aggregates. All water shall be in the drum by the end of the first one-fourth of the specified mixing time.

- Cementitious materials shall be batched and charged into the mixer by means that will not result either in loss of cementitious materials due to the effect of wind, in accumulation of cementitious materials on surfaces of conveyors or hoppers, or in other conditions that reduce or vary the required quantity of cementitious material in the concrete mixture.

- Paving and stationary mixers shall be operated with an automatic timing device. The timing device and discharge mechanism shall be interlocked so that during normal operation no part of the batch will be discharged until the specified mixing time has elapsed.

- The total elapsed time between the intermingling of damp aggregates and all cementitious materials and the start of mixing shall not exceed 30 minutes.

- The size of batch shall not exceed the manufacturer's guaranteed capacity.

- When producing concrete for pavement or base, suitable batch counters shall be installed and maintained in good operating condition at job site batching plants and stationary mixers. The batch counters shall indicate the exact number of batches proportioned and mixed.

- Concrete shall be mixed and delivered to the job site by means of one of the following combinations of operations:

- A. Mixed completely in a stationary mixer and the mixed concrete transported to the point of delivery in truck agitators or in nonagitating hauling equipment (central-mixed concrete).

- B. Mixed partially in a stationary mixer, and the mixing completed in a truck mixer (shrink-mixed concrete).

- C. Mixed completely in a truck mixer (transit-mixed concrete).

- D. Mixed completely in a paving mixer.

- Agitators may be truck mixers operating at agitating speed or truck agitators. Each mixer and agitator shall have attached thereto in a prominent place a metal plate or plates on which is plainly marked the various uses for which the equipment is designed, the manufacturer's guaranteed capacity of the drum or container in terms of the volume of mixed concrete and the speed of rotation of the mixing drum or blades.

- Truck mixers shall be equipped with electrically or mechanically actuated revolution counters by which the number of revolutions of the drum or blades may readily be verified.

- When shrink-mixed concrete is furnished, concrete that has been partially mixed at a central plant shall be transferred to a truck mixer and all requirements for transit-mixed concrete shall apply. No credit in the number of revolutions at mixing speed will be allowed for partial mixing in a central plant.

90-6.03 TRANSPORTING MIXED CONCRETE

- Mixed concrete may be transported to the delivery point in truck agitators or truck mixers operating at the speed designated by the manufacturer of the equipment as agitating speed, or in non-agitating hauling equipment, provided the consistency and workability of the mixed concrete upon discharge at the delivery point is suitable for adequate placement and consolidation in place, and provided the mixed concrete after hauling to the delivery point conforms to the provisions in Section 90-6.01, "General."

- Truck agitators shall be loaded not to exceed the manufacturer's guaranteed capacity and shall maintain the mixed concrete in a thoroughly mixed and uniform mass during hauling.

- Bodies of nonagitating hauling equipment shall be constructed so that leakage of the concrete mix, or any part thereof, will not occur at any time.

- Concrete hauled in open-top vehicles shall be protected during hauling against rain or against exposure to the sun for more than 20 minutes when the ambient temperature exceeds 75° F.

- No additional mixing water shall be incorporated into the concrete during hauling or after arrival at the delivery point, unless authorized by the Engineer. If the Engineer authorizes additional water to be incorporated into the concrete, the drum shall be revolved not less than 30 revolutions at mixing speed after the water is added and before discharge is commenced.

- The rate of discharge of mixed concrete from truck mixer-agitators shall be controlled by the speed of rotation of the drum in the discharge direction with the discharge gate fully open.

- If a truck mixer or agitator is used for transporting concrete to the delivery point, discharge shall be completed within 1.5 hours or before 250 revolutions of the drum or blades, whichever occurs first, after the introduction of the cement to the aggregates. Under conditions contributing to quick stiffening of the concrete, or if the temperature of the concrete is 85° F or above, the time allowed may be less than 1.5 hours. If an admixture is used to retard the set time, the temperature of the concrete shall not exceed 85° F, the time limit shall be 2 hours, and the revolution limitation shall be 300.

- If nonagitating hauling equipment is used for transporting concrete to the delivery point, discharge shall be completed within one hour after the addition of the cement to the aggregates. Under conditions contributing to quick stiffening of the concrete, or when the temperature of the concrete is 85° F or above, the time between the introduction of cement to the aggregates and discharge shall not exceed 45 minutes.

- Each load of concrete delivered at the job site shall be accompanied by a weighmaster certificate showing the mix identification number, nonrepeating load number, date and time at which the materials were batched, the total amount of water added to the load, and for transit-mixed concrete, the reading of the revolution counter at the time the truck mixer is charged with cement. This weighmaster certificate shall also show the actual scale weights (pounds) for the ingredients batched. Theoretical or target batch weights shall not be used as a substitute for actual scale weights.

- Weighmaster certificates shall be provided in printed form, or if approved by the Engineer, the data may be submitted in electronic media. Electronic media shall be presented in a tab-delimited format on a 3 1/2-inch diskette with a capacity of at least 1.4 megabytes. Captured data, for the ingredients represented by each batch shall be "line feed, carriage return" (LFCR) and "one line, separate record" with allowances for sufficient fields to satisfy the amount of data required by these specifications.

- The Contractor may furnish a weighmaster certificate accompanied by a separate certificate that lists the actual batch weights or measurements for a load of concrete provided that

both certificates are imprinted with the same nonrepeating load number that is unique to the contract and delivered to the jobsite with the load.

- Weighmaster certificates furnished by the Contractor shall conform to the provisions in Section 9-1.01, "Measurement of Quantities."

90-6.04 TIME OR AMOUNT OF MIXING

- Mixing of concrete in paving or stationary mixers shall continue for the required mixing time after all ingredients, except water and admixture, if added with the water, are in the mixing compartment of the mixer before any part of the batch is released. Transfer time in multiple drum mixers shall not be counted as part of the required mixing time.

- The required mixing time, in paving or stationary mixers, of concrete used for concrete structures, except minor structures, shall be not less than 90 seconds or more than 5 minutes, except that when directed by the Engineer in writing, the requirements of the following paragraph shall apply.

- The required mixing time, in paving or stationary mixers, except as provided in the preceding paragraph, shall be not less than 50 seconds or more than 5 minutes.

- The minimum required revolutions at the mixing speed for transit-mixed concrete shall not be less than that recommended by the mixer manufacturer, but in no case shall the number of revolutions be less than that required to consistently produce concrete conforming to the provisions for uniformity in Section 90-6.01, "General."

- When a high range water-reducing admixture is added to the concrete at the job site, the total number of revolutions shall not exceed 300.

90-6.05 HAND-MIXING

- Hand-mixed concrete shall be made in batches of not more than 1/3 cubic yard and shall be mixed on a watertight, level platform. The proper amount of coarse aggregate shall be measured in measuring boxes and spread on the platform and the fine aggregate shall be spread on this layer, the 2 layers being not more than one foot in total depth. On this mixture shall be spread the dry cementitious materials and the whole mass turned no fewer than 2 times dry; then sufficient clean water shall be added, evenly distributed, and the whole mass again turned no fewer than 3 times, not including placing in the carriers or forms.

90-6.06 AMOUNT OF WATER AND PENETRATION

- The amount of water used in concrete mixes shall be regulated so that the penetration of the concrete as determined by California Test 533 or the slump of the concrete as determined by ASTM Designation: C 143 is within the nominal values shown in the following table. When the penetration or slump of the concrete is found to exceed the nominal values listed, the mixture of subsequent batches shall be adjusted to reduce the penetration or slump to a value within the nominal range shown. Batches of concrete with a penetration or slump exceeding the maximum values listed shall not be used in the work. If Type F or Type G chemical admixtures are added to the mix, the penetration requirements shall not apply and the slump shall not exceed 9 inches after the chemical admixtures are added.

Type of Work	Nominal		Maximum	
	Penetration (inches)	Slump (inches)	Penetration (inches)	Slump (inches)
Concrete Pavement	0 - 1	—	1 1/2	—
Non-reinforced concrete facilities	0 - 1 1/2	—	2	—
Reinforced concrete structures				
Sections over 12 inches thick	0 - 1 1/2	—	2 1/2	—
Sections 12 inches thick or less	0 - 2	—	3	—
Concrete placed under water	—	6 - 8	—	9
Cast-in-place concrete piles	2 1/2 - 3 1/2	5 - 7	4	8

- The amount of free water used in concrete shall not exceed 310 pounds per cubic yard, plus 20 pounds for each required 100 pounds of cementitious material in excess of 550 pounds per cubic yard.

- The term free water is defined as the total water in the mixture minus the water absorbed by the aggregates in reaching a saturated surface-dry condition.

- If there are adverse or difficult conditions that affect the placing of concrete, the above specified penetration and free water content limitations may be exceeded providing the Contractor is granted permission by the Engineer in writing to increase the cementitious material content per cubic yard of concrete. The increase in water and cementitious material shall be at a ratio not to exceed 30 pounds of water per added 100 pounds of cementitious material per cubic yard. Full compensation for additional cementitious material and water added under these conditions shall be considered as included in the contract price paid for the concrete work involved and no additional compensation will be allowed therefor.

- The equipment for supplying water to the mixer shall be constructed and arranged so that the amount of water added can be measured accurately. Any method of discharging water into the mixer for a batch shall be accurate within 1.5 percent of the quantity of water required to be added to the mix for any position of the mixer. Tanks used to measure water shall be designed so that water cannot enter while water is being discharged into the mixer and discharge into the mixer shall be made rapidly in one operation without dribbling. All equipment shall be arranged so as to permit checking the amount of water delivered by discharging into measured containers.

90-7 CURING CONCRETE

90-7.01 METHODS OF CURING

- Newly placed concrete shall be cured by the methods specified in this Section 90-7.01 and the special provisions.

90-7.01A WATER METHOD

- The concrete shall be kept continuously wet by the application of water for a minimum curing period of 7 days after the concrete has been placed.

- Cotton mats, rugs, carpets, or earth or sand blankets may be used as a curing medium to retain the moisture during the curing period.

- If a curing medium consisting of cotton mats, rugs, carpets, polyethylene sheeting, polyethylene sheeting on burlap, or earth or sand blankets is to be used to retain the moisture, the entire surface of the concrete shall be kept damp by applying water with a nozzle that so atomizes the flow that a mist and not a spray is formed, until the surface of the concrete is covered with the curing medium. The moisture from the nozzle shall not be applied under pressure directly upon the concrete and shall not be allowed to accumulate on the concrete in a

quantity sufficient to cause a flow or wash the surface. At the expiration of the curing period, the concrete surfaces shall be cleared of all curing media.

- At the option of the Contractor, a curing medium consisting of white opaque polyethylene sheeting extruded onto burlap may be used to cure concrete structures. The polyethylene sheeting shall have a minimum thickness of 4-mil, and shall be extruded onto 10-ounce burlap.

- At the option of the Contractor, a curing medium consisting of polyethylene sheeting may be used to cure concrete columns. The polyethylene sheeting shall have a minimum thickness of 10-mil achieved in a single layer of material.

- If the Contractor chooses to use polyethylene sheeting or polyethylene sheeting on burlap as a curing medium, these media and any joints therein shall be secured as necessary to provide moisture retention and shall be within 3 inches of the concrete at all points along the surface being cured. When these media are used, the temperature of the concrete shall be monitored during curing. If the temperature of the concrete cannot be maintained below 140° F, use of these curing media shall be disallowed.

- When concrete bridge decks and flat slabs are to be cured without the use of a curing medium, the entire surface of the bridge deck or slab shall be kept damp by the application of water with an atomizing nozzle as specified above, until the concrete has set, after which the entire surface of the concrete shall be sprinkled continuously with water for a period of not less than 7 days.

90-7.01B CURING COMPOUND METHOD

- Surfaces of the concrete that are exposed to the air shall be sprayed uniformly with a curing compound.

- Curing compounds to be used shall be as follows:

1. Pigmented curing compound conforming to the requirements in ASTM Designation: C 309, Type 2, Class B, except the resin type shall be poly-alpha-methylstyrene.
2. Pigmented curing compound conforming to the requirements in ASTM Designation: C 309, Type 2, Class B.
3. Pigmented curing compound conforming to the requirements in ASTM Designation: C 309, Type 2, Class A.
4. Nonpigmented curing compound conforming to the requirements in ASTM Designation: C 309, Type 1, Class B.
5. Nonpigmented curing compound conforming to the requirements in ASTM Designation: C 309, Type 1, Class A.
6. Nonpigmented curing compound with fugitive dye conforming to the requirements in ASTM Designation: C 309, Type 1-D, Class A.

- The infrared scan for the dried vehicle from curing compound (1) shall match the infrared scan on file at the Transportation Laboratory.

- The loss of water for each type of curing compound, when tested in conformance with the requirements in California Test 534, shall not be more than 0.28-pounds per square yard in 24 hours.

- The curing compound to be used will be specified elsewhere in these specifications or in the special provisions.

- If the use of curing compound is required or permitted elsewhere in these specifications or in the special provisions and no specific kind is specified, any of the curing compounds listed above may be used.
- Curing compound shall be applied at a nominal rate of one gallon per 150 square feet, unless otherwise specified.
- At any point, the application rate shall be within ± 50 square feet per gallon of the nominal rate specified, and the average application rate shall be within ± 25 square feet per gallon of the nominal rate specified when tested in conformance with the requirements in California Test 535. Runs, sags, thin areas, skips, or holidays in the applied curing compound shall be evidence that the application is not satisfactory.
- Curing compounds shall be applied using power operated spray equipment. The power operated spraying equipment shall be equipped with an operational pressure gage and a means of controlling the pressure. Hand spraying of small and irregular areas that are not reasonably accessible to mechanical spraying equipment, in the opinion of the Engineer, may be permitted.
- The curing compound shall be applied to the concrete following the surface finishing operation, immediately before the moisture sheen disappears from the surface, but before any drying shrinkage or craze cracks begin to appear. In the event of any drying or cracking of the surface, application of water with an atomizing nozzle as specified in Section 90-7.01A, "Water Method," shall be started immediately and shall be continued until application of the compound is resumed or started; however, the compound shall not be applied over any resulting freestanding water. Should the film of compound be damaged from any cause before the expiration of 7 days after the concrete is placed in the case of structures and 72 hours in the case of pavement, the damaged portion shall be repaired immediately with additional compound.
- At the time of use, compounds containing pigments shall be in a thoroughly mixed condition with the pigment uniformly dispersed throughout the vehicle. A paddle shall be used to loosen all settled pigment from the bottom of the container, and a power driven agitator shall be used to disperse the pigment uniformly throughout the vehicle.
- Agitation shall not introduce air or other foreign substance into the curing compound.
- The manufacturer shall include in the curing compound the necessary additives for control of sagging, pigment settling, leveling, de-emulsification, or other requisite qualities of a satisfactory working material. Pigmented curing compounds shall be manufactured so that the pigment does not settle badly, does not cake or thicken in the container, and does not become granular or curdled. Settlement of pigment shall be a thoroughly wetted, soft, mushy mass permitting the complete and easy vertical penetration of a paddle. Settled pigment shall be easily redispersed, with minimum resistance to the sideways manual motion of the paddle across the bottom of the container, to form a smooth uniform product of the proper consistency.
- Curing compounds shall remain sprayable at temperatures above 40° F and shall not be diluted or altered after manufacture.
- The curing compound shall be packaged in clean 274-gallon totes, 55-gallon barrels or 5-gallon pails shall be supplied from a suitable storage tank located at the jobsite. The containers shall comply with "Title 49, Code of Federal Regulations, Hazardous Materials Regulations." The 274-gallon totes and the 55-gallon barrels shall have removable lids and airtight fasteners. The 5-gallon pails shall be round and have standard full open head and bail. Lids with bungholes will not be permitted. Settling or separation of solids in containers, except tanks, must be completely redispersed with low speed mixing prior to use, in conformance with these specifications and the manufacturer's recommendations. Mixing shall be accomplished either manually by use of a paddle or by use of a mixing blade driven by a drill motor, at low speed.

Mixing blades shall be the type used for mixing paint. On-site storage tanks shall be kept clean and free of contaminants. Each tank shall have a permanent system designed to completely redisperse settled material without introducing air or other foreign substances.

- Steel containers and lids shall be lined with a coating that will prevent destructive action by the compound or chemical agents in the air space above the compound. The coating shall not come off the container or lid as skins. Containers shall be filled in a manner that will prevent skinning. Plastic containers shall not react with the compound.

- Each container shall be labeled with the manufacturer's name, kind of curing compound, batch number, volume, date of manufacture, and volatile organic compound (VOC) content. The label shall also warn that the curing compound containing pigment shall be well stirred before use. Precautions concerning the handling and the application of curing compound shall be shown on the label of the curing compound containers in conformance with the Construction Safety Orders and General Industry Safety Orders of the State.

- Containers of curing compound shall be labeled to indicate that the contents fully comply with the rules and regulations concerning air pollution control in the State.

- When the curing compound is shipped in tanks or tank trucks, a shipping invoice shall accompany each load. The invoice shall contain the same information as that required herein for container labels.

- Curing compound will be sampled by the Engineer at the source of supply, at the job site, or at both locations.

- Curing compound shall be formulated so as to maintain the specified properties for a minimum of one year. The Engineer may require additional testing before use to determine compliance with these specifications if the compound has not been used within one year or whenever the Engineer has reason to believe the compound is no longer satisfactory.

- Tests will be conducted in conformance with the latest ASTM test methods and methods in use by the Transportation Laboratory.

90-7.01C WATERPROOF MEMBRANE METHOD

- The exposed finished surfaces of concrete shall be sprayed with water, using a nozzle that so atomizes the flow that a mist and not a spray is formed, until the concrete has set, after which the curing membrane, shall be placed. The curing membrane shall remain in place for a period of not less than 72 hours.

- Sheeting material for curing concrete shall conform to the requirements in AASHTO Designation: M 171 for white reflective materials.

- The sheeting material shall be fabricated into sheets of such width as to provide a complete cover for the entire concrete surface. Joints in the sheets shall be securely cemented together in such a manner as to provide a waterproof joint. The joint seams shall have a minimum lap of 0.33-foot.

- The sheets shall be securely weighted down by placing a bank of earth on the edges of the sheets or by other means satisfactory to the Engineer.

- Should any portion of the sheets be broken or damaged before the expiration of 72 hours after being placed, the broken or damaged portions shall be immediately repaired with new sheets properly cemented into place.

- Sections of membrane that have lost their waterproof qualities or have been damaged to such an extent as to render them unfit for curing the concrete shall not be used.

90-7.01D FORMS-IN-PLACE METHOD

- Formed surfaces of concrete may be cured by retaining the forms in place. The forms shall remain in place for a minimum period of 7 days after the concrete has been placed, except that for members over 20 inches in least dimension the forms shall remain in place for a minimum period of 5 days.
- Joints in the forms and the joints between the end of forms and concrete shall be kept moisture tight during the curing period. Cracks in the forms and cracks between the forms and the concrete shall be resealed by methods subject to the approval of the Engineer.

90-7.02 CURING PAVEMENT

- The entire exposed area of the pavement, including edges, shall be cured by the waterproof membrane method, or curing compound method using curing compound (1) or (2) as the Contractor may elect. Should the side forms be removed before the expiration of 72 hours following the start of curing, the exposed pavement edges shall also be cured. If the pavement is cured by means of the curing compound method, the sawcut and all portions of the curing compound that have been disturbed by sawing operations shall be restored by spraying with additional curing compound.
- Curing shall commence as soon as the finishing process provided in Section 40-1.10, "Final Finishing," has been completed. The method selected shall conform to the provisions in Section 90-7.01, "Methods of Curing."
- When the curing compound method is used, the compound shall be applied to the entire pavement surface by mechanical sprayers. Spraying equipment shall be of the fully atomizing type equipped with a tank agitator that provides for continual agitation of the curing compound during the time of application. The spray shall be adequately protected against wind, and the nozzles shall be so oriented or moved mechanically transversely as to result in the minimum specified rate of coverage being applied uniformly on exposed faces. Hand spraying of small and irregular areas, and areas inaccessible to mechanical spraying equipment, in the opinion of the Engineer, will be permitted. When the ambient air temperature is above 60° F, the Contractor shall fog the surface of the concrete with a fine spray of water as specified in Section 90-7.01A, "Water Method." The surface of the pavement shall be kept moist between the hours of 10:00 a.m. and 4:30 p.m. on the day the concrete is placed. However, the fogging done after the curing compound has been applied shall not begin until the compound has set sufficiently to prevent displacement. Fogging shall be discontinued if ordered in writing by the Engineer.

90-7.03 CURING STRUCTURES

- Newly placed concrete for cast-in-place structures, other than highway bridge decks, shall be cured by the water method, the forms-in-place method, or, as permitted herein, by the curing compound method, in conformance with the provisions in Section 90-7.01, "Methods of Curing."
- The curing compound method using a pigmented curing compound may be used on concrete surfaces of construction joints, surfaces that are to be buried underground, and surfaces where only ordinary surface finish is to be applied and on which a uniform color is not required and that will not be visible from a public traveled way. If the Contractor elects to use the curing compound method on the bottom slab of box girder spans, the curing compound shall be curing compound (1).

- The top surface of highway bridge decks shall be cured by both the curing compound method and the water method. The curing compound shall be curing compound (1).
- Concrete surfaces of minor structures, as defined in Section 51-1.02, "Minor Structures," shall be cured by the water method, the forms-in-place method or the curing compound method.
- When deemed necessary by the Engineer during periods of hot weather, water shall be applied to concrete surfaces being cured by the curing compound method or by the forms-in-place method, until the Engineer determines that a cooling effect is no longer required. Application of water for this purpose will be paid for as extra work as provided in Section 4-1.03D, "Extra Work."

90-7.04 CURING PRECAST CONCRETE MEMBERS

• Precast concrete members shall be cured in conformance with any of the methods specified in Section 90-7.01, "Methods of Curing." Curing shall be provided for the minimum time specified for each method or until the concrete reaches its design strength, whichever is less. Steam curing may also be used for precast members and shall conform to the following provisions:

- A. After placement of the concrete, members shall be held for a minimum 4-hour presteaming period. If the ambient air temperature is below 50° F, steam shall be applied during the presteaming period to hold the air surrounding the member at a temperature between 50° F and 90° F.
- B. To prevent moisture loss on exposed surfaces during the presteaming period, members shall be covered as soon as possible after casting or the exposed surfaces shall be kept wet by fog spray or wet blankets.
- C. Enclosures for steam curing shall allow free circulation of steam about the member and shall be constructed to contain the live steam with a minimum moisture loss. The use of tarpaulins or similar flexible covers will be permitted, provided they are kept in good repair and secured in such a manner as to prevent the loss of steam and moisture.
- D. Steam at the jets shall be at low pressure and in a saturated condition. Steam jets shall not impinge directly on the concrete, test cylinders, or forms. During application of the steam, the temperature rise within the enclosure shall not exceed 40° F per hour. The curing temperature throughout the enclosure shall not exceed 150° F and shall be maintained at a constant level for a sufficient time necessary to develop the required transfer strength. Control cylinders shall be covered to prevent moisture loss and shall be placed in a location where temperature is representative of the average temperature of the enclosure.
- E. Temperature recording devices that will provide an accurate, continuous, permanent record of the curing temperature shall be provided. A minimum of one temperature recording device per 200 feet of continuous bed length will be required for checking temperature.
- F. Members in pretension beds shall be detensioned immediately after the termination of steam curing while the concrete and forms are still warm, or the temperature under the enclosure shall be maintained above 60° F until the stress is transferred to the concrete.
- G. Curing of precast concrete will be considered completed after termination of the steam curing cycle.

90-7.05 CURING PRECAST PRESTRESSED CONCRETE PILES

- Newly placed concrete for precast prestressed concrete piles shall be cured in conformance with the provisions in Section 90-7.04, "Curing Precast Concrete Members," except that piles in a corrosive environment shall be cured as follows:

- A. Piles shall be either steam cured or water cured. If water curing is used, the piles shall be kept continuously wet by the application of water in conformance with the provisions in Section 90-7.01A, "Water Method."
- B. If steam curing is used, the steam curing provisions in Section 90-7.04, "Curing Precast Concrete Members," shall apply except that the piles shall be kept continuously wet for their entire length for a period of not less than 3 days, including the holding and steam curing periods.

90-7.06 CURING SLOPE PROTECTION

- Concrete slope protection shall be cured in conformance with any of the methods specified in Section 90-7.01, "Methods of Curing."
- Concreted-rock slope protection shall be cured in conformance with any of the methods specified in Section 90-7.01, "Methods of Curing," with a blanket of earth kept wet for 72 hours, or by sprinkling with a fine spray of water every 2 hours during the daytime for a period of 3 days.

90-7.07 CURING MISCELLANEOUS CONCRETE WORK

- Exposed surfaces of curbs shall be cured by pigmented curing compounds as specified in Section 90-7.01B, "Curing Compound Method."
- Concrete sidewalks, gutter depressions, island paving, curb ramps, driveways, and other miscellaneous concrete areas shall be cured in conformance with any of the methods specified in Section 90-7.01, "Methods of Curing."
- Shotcrete shall be cured for at least 72 hours by spraying with water, by a moist earth blanket, or by any of the methods provided in Section 90-7.01, "Methods of Curing."
- Mortar and grout shall be cured by keeping the surface damp for 3 days.
- After placing, the exposed surfaces of sign structure foundations, including pedestal portions, if constructed, shall be cured for at least 72 hours by spraying with water, by a moist earth blanket, or by any of the methods provided in Section 90-7.01, "Methods of Curing."

90-8 PROTECTING CONCRETE

90-8.01 GENERAL

- In addition to the provisions in Section 7-1.16, "Contractor's Responsibility for the Work and Materials," the Contractor shall protect concrete as provided in this Section 90-8. If required by the Engineer, the Contractor shall submit a written outline of the proposed methods for protecting the concrete.
- The Contractor shall protect concrete from damage from any cause, which shall include, but not be limited to: rain, heat, cold, wind, Contractor's actions, and actions of others.
- Concrete shall not be placed on frozen or ice-coated ground or subgrade nor on ice-coated forms, reinforcing steel, structural steel, conduits, precast members, or construction joints.

- Under rainy conditions, placing of concrete shall be stopped before the quantity of surface water is sufficient to damage surface mortar or cause a flow or wash of the concrete surface, unless the Contractor provides adequate protection against damage.
- Concrete that has been frozen or damaged by other causes, as determined by the Engineer, shall be removed and replaced by the Contractor at the Contractor's expense.

90-8.02 PROTECTING CONCRETE STRUCTURES

- Structure concrete and shotcrete used as structure concrete shall be maintained at a temperature of not less than 45° F for 72 hours after placing and at not less than 40° F for an additional 4 days.

90-8.03 PROTECTING CONCRETE PAVEMENT

- Pavement concrete shall be maintained at a temperature of not less than 40° F for 72 hours.

- Except as provided in Section 7-1.08, "Public Convenience," the Contractor shall protect concrete pavement against construction and other activities that abrade, scar, discolor, reduce texture depth, lower coefficient of friction, or otherwise damage the surface. Stockpiling, drifting, or excessive spillage of soil, gravel, petroleum products, and concrete or asphalt mixes on the surface of concrete pavement is prohibited unless otherwise specified in these specifications, the special provisions or permitted by the Engineer.

- If ordered by the Engineer or shown on the plans or specified in the special provisions, pavement crossings shall be constructed for the convenience of public traffic. The material and work necessary for the construction of the crossings, and their subsequent removal and disposal, will be paid for at the contract unit prices for the items of work involved and if there are no contract items for the work involved, payment for pavement crossings will be made by extra work as provided in Section 4-1.03D, "Extra Work.". Where public traffic will be required to cross over the new pavement, Type III portland cement may be used in concrete, if permitted in writing by the Engineer. The pavement may be opened to traffic as soon as the concrete has developed a modulus of rupture of 550 pounds per square inch. The modulus of rupture will be determined by California Test 523.

- No traffic or Contractor's equipment, except as hereinafter provided, will be permitted on the pavement before a period of 10 days has elapsed after the concrete has been placed, nor before the concrete has developed a modulus of rupture of at least 550 pounds per square inch. Concrete that fails to attain a modulus of rupture of 550 pounds per square inch within 10 days shall not be opened to traffic until directed by the Engineer.

- Equipment for sawing weakened plane joints will be permitted on the pavement as specified in Section 40-1.08B, "Weakened Plane Joints."

- When requested in writing by the Contractor, the tracks on one side of paving equipment will be permitted on the pavement after a modulus of rupture of 350 pounds per square inch has been attained, provided that:

- A. Unit pressure exerted on the pavement by the paver shall not exceed 20 pounds per square inch;
- B. Tracks with cleats, grousers, or similar protuberances shall be modified or shall travel on planks or equivalent protective material, so that the pavement is not damaged; and
- C. No part of the track shall be closer than one foot from the edge of pavement.

- In case of visible cracking of, or other damage to the pavement, operation of the paving equipment on the pavement shall be immediately discontinued.
- Damage to the pavement resulting from early use of pavement by the Contractor's equipment as provided above shall be repaired by the Contractor.
- The State will furnish the molds and machines for testing the concrete for modulus of rupture, and the Contractor, at the Contractor's expense, shall furnish the material and whatever labor the Engineer may require.

90-9 COMPRESSIVE STRENGTH

90-9.01 GENERAL

- Concrete compressive strength requirements consist of a minimum strength that shall be attained before various loads or stresses are applied to the concrete and, for concrete designated by strength, a minimum strength at the age of 28 days or at the age otherwise allowed in Section 90-1.01, "Description." The various strengths required are specified in these specifications or the special provisions or are shown on the plans.
- The compressive strength of concrete will be determined from test cylinders that have been fabricated from concrete sampled in conformance with the requirements of California Test 539. Test cylinders will be molded and initially field cured in conformance with California Test 540. Test cylinders will be cured and tested after receipt at the testing laboratory in conformance with the requirements of California Test 521. A strength test shall consist of the average strength of 2 cylinders fabricated from material taken from a single load of concrete, except that, if any cylinder should show evidence of improper sampling, molding, or testing, that cylinder shall be discarded and the strength test shall consist of the strength of the remaining cylinder.
- When concrete compressive strength is specified as a prerequisite to applying loads or stresses to a concrete structure or member, test cylinders for other than steam cured concrete will be cured in conformance with Method 1 of California Test 540. The compressive strength of concrete determined for these purposes will be evaluated on the basis of individual tests.
- When concrete is designated by 28-day compressive strength rather than by cementitious material content, the concrete strength to be used as a basis for acceptance of other than steam cured concrete will be determined from cylinders cured in conformance with Method 1 of California Test 540. If the result of a single compressive strength test at the maximum age specified or allowed is below the specified strength but is 95 percent or more of the specified strength, the Contractor shall make corrective changes, subject to approval of the Engineer, in the mix proportions or in the concrete fabrication procedures, before placing additional concrete, and shall pay to the State \$10 for each in-place cubic yard of concrete represented by the deficient test. If the result of a single compressive strength test at the maximum age specified or allowed is below 95 percent of the specified strength, but is 85 percent or more of the specified strength, the Contractor shall make the corrective changes specified above, and shall pay to the State \$15 for each in-place cubic yard of concrete represented by the deficient test. In addition, such corrective changes shall be made when the compressive strength of concrete tested at 7 days indicates, in the judgment of the Engineer, that the concrete will not attain the required compressive strength at the maximum age specified or allowed. Concrete represented by a single test that indicates a compressive strength of less than 85 percent of the specified 28-day compressive strength will be rejected in conformance with the provisions in Section 6-1.04, "Defective Materials."

- If the test result indicates that the compressive strength at the maximum curing age specified or allowed is below the specified strength, but is 85 percent or more of the specified strength, payments to the State as required above shall be made, unless the Contractor, at the Contractor's expense, obtains and submits evidence acceptable to the Engineer that the strength of the concrete placed in the work meets or exceeds the specified 28-day compressive strength. If the test result indicates a compressive strength at the maximum curing age specified or allowed below 85 percent, the concrete represented by that test will be rejected, unless the Contractor, at the Contractor's expense, obtains and submits evidence acceptable to the Engineer that the strength and quality of the concrete placed in the work are acceptable. If the evidence consists of tests made on cores taken from the work, the cores shall be obtained and tested in conformance with the requirements in ASTM Designation: C 42.

- No single compressive strength test shall represent more than 320 cubic yards.

- If a precast concrete member is steam cured, the compressive strength of the concrete will be determined from test cylinders that have been handled and stored in conformance with Method 3 of California Test 540. The compressive strength of steam cured concrete will be evaluated on the basis of individual tests representing specific portions of production. If the concrete is designated by 28-day compressive strength rather than by cementitious material content, the concrete shall be considered to be acceptable whenever its compressive strength reaches the specified 28-day compressive strength provided that strength is reached in not more than the maximum number of days specified or allowed after the member is cast.

- When concrete is specified by compressive strength, prequalification of materials, mix proportions, mixing equipment, and procedures proposed for use will be required prior to placement of the concrete. Prequalification shall be accomplished by the submission of acceptable certified test data or trial batch reports by the Contractor. Prequalification data shall be based on the use of materials, mix proportions, mixing equipment, procedures, and size of batch proposed for use in the work.

- Certified test data, in order to be acceptable, shall indicate that not less than 90 percent of at least 20 consecutive tests exceed the specified strength at the maximum number of cure days specified or allowed, and none of those tests are less than 95 percent of specified strength. Strength tests included in the data shall be the most recent tests made on concrete of the proposed mix design and all shall have been made within one year of the proposed use of the concrete.

- Trial batch test reports, in order to be acceptable, shall indicate that the average compressive strength of 5 consecutive concrete cylinders, taken from a single batch, at not more than 28 days (or the maximum age allowed) after molding shall be at least 580 pounds per square inch greater than the specified 28-day compressive strength, and no individual cylinder shall have a strength less than the specified strength at the maximum age specified or allowed. Data contained in the report shall be from trial batches that were produced within one year of the proposed use of specified strength concrete in the project. Whenever air-entrainment is required, the air content of trial batches shall be equal to or greater than the air content specified for the concrete without reduction due to tolerances.

- Tests shall be performed in conformance with either the appropriate California Test methods or the comparable ASTM test methods. Equipment employed in testing shall be in good condition and shall be properly calibrated. If the tests are performed during the life of the contract, the Engineer shall be notified sufficiently in advance of performing the tests in order to witness the test procedures.

- The certified test data and trial batch test reports shall include the following information:
 - A. Date of mixing.
 - B. Mixing equipment and procedures used.
 - C. The size of batch in cubic yards and the weight, type, and source of all ingredients used.
 - D. Penetration or slump (if the concrete will be placed under water or placed in cast-in-place concrete piles) of the concrete.
 - E. The air content of the concrete if an air-entraining admixture is used.
 - F. The age at time of testing and strength of all concrete cylinders tested.

- Certified test data and trial batch test reports shall be signed by an official of the firm that performed the tests.
 - When approved by the Engineer, concrete from trial batches may be used in the work at locations where concrete of a lower quality is required and the concrete will be paid for as the type or class of concrete required at that location.
 - After materials, mix proportions, mixing equipment, and procedures for concrete have been prequalified for use, additional prequalification by testing of trial batches will be required prior to making changes that, in the judgment of the Engineer, could result in a strength of concrete below that specified.
 - The Contractor's attention is directed to the time required to test trial batches and the Contractor shall be responsible for production of trial batches at a sufficiently early date so that the progress of the work is not delayed.
 - When precast concrete members are manufactured at the plant of an established manufacturer of precast concrete members, the mix proportions of the concrete shall be determined by the Contractor, and a trial batch and prequalification of the materials, mix proportions, mixing equipment, and procedures will not be required.

90-10 MINOR CONCRETE

90-10.01 GENERAL

- Concrete for minor structures, slope paving, curbs, sidewalks and other concrete work, when designated as minor concrete on the plans, in the specifications, or in the contract item, shall conform to the provisions specified herein.
- The Engineer, at the Engineer's discretion, will inspect and test the facilities, materials and methods for producing the concrete to ensure that minor concrete of the quality suitable for use in the work is obtained.

90-10.02 MATERIALS

- Minor concrete shall conform to the following requirements:

90-10.02A CEMENTITIOUS MATERIAL

- Cementitious material shall conform to the provisions in Section 90-1.01, "Description."

90-10.02B AGGREGATE

- Aggregate shall be clean and free from deleterious coatings, clay balls, roots, and other extraneous materials.
- Use of crushed concrete or reclaimed aggregate is acceptable only if the aggregate satisfies all aggregate requirements.

- The Contractor shall submit to the Engineer for approval, a grading of the combined aggregate proposed for use in the minor concrete. After acceptance of the grading, aggregate furnished for minor concrete shall conform to that grading, unless a change is authorized in writing by the Engineer.

- The Engineer may require the Contractor to furnish periodic test reports of the aggregate grading furnished. The maximum size of aggregate used shall be at the option of the Contractor, but in no case shall the maximum size be larger than 1 1/2-inch or smaller than 3/4-inch.

- The Engineer may waive, in writing, the gradation requirements in this Section 90-10.02B, if, in the Engineer's opinion, the furnishing of the gradation is not necessary for the type or amount of concrete work to be constructed.

90-10.02C WATER

- Water used for washing, mixing, and curing shall be free from oil, salts, and other impurities that would discolor or etch the surface or have an adverse affect on the quality of the concrete.

90-10.02D ADMIXTURES

- The use of admixtures shall conform to the provisions in Section 90-4, "Admixtures."

90-10.03 PRODUCTION

- Cementitious material, water, aggregate, and admixtures shall be stored, proportioned, mixed, transported, and discharged in conformance with recognized standards of good practice that will result in concrete that is thoroughly and uniformly mixed, that is suitable for the use intended, and that conforms to requirements specified herein. Recognized standards of good practice are outlined in various industry publications such as are issued by American Concrete Institute, AASHTO, or the Department.

- The cementitious material content of minor concrete shall conform to the provisions in Section 90-1.01, "Description."

- The amount of water used shall result in a consistency of concrete conforming to the provisions in Section 90-6.06, "Amount of Water and Penetration." Additional mixing water shall not be incorporated into the concrete during hauling or after arrival at the delivery point, unless authorized by the Engineer.

- Discharge of ready-mixed concrete from the transporting vehicle shall be made while the concrete is still plastic and before stiffening occurs. An elapsed time of 1.5 hours (one hour in non-agitating hauling equipment), or more than 250 revolutions of the drum or blades, after the introduction of the cementitious material to the aggregates, or a temperature of concrete of more than 90° F will be considered conditions contributing to the quick stiffening of concrete. The Contractor shall take whatever action is necessary to eliminate quick stiffening, except that the addition of water will not be permitted.

- The required mixing time in stationary mixers shall be not less than 50 seconds or more than 5 minutes.

- The minimum required revolutions at mixing speed for transit-mixed concrete shall be not less than that recommended by the mixer manufacturer, and shall be increased, if necessary, to produce thoroughly and uniformly mixed concrete.

- When a high range water-reducing admixture is added to the concrete at the job site, the total number of revolutions shall not exceed 300.

- Each load of ready-mixed concrete shall be accompanied by a weighmaster certificate that shall be delivered to the Engineer at the discharge location of the concrete, unless otherwise directed by the Engineer. The weighmaster certificate shall be clearly marked with the date and time of day when the load left the batching plant and, if hauled in truck mixers or agitators, the time the mixing cycle started.

- A Certificate of Compliance conforming to the provisions in Section 6-1.07, "Certificates of Compliance," shall be furnished to the Engineer, prior to placing minor concrete from a source not previously used on the contract, stating that minor concrete to be furnished meets contract requirements, including minimum cementitious material content specified.

90-10.04 CURING MINOR CONCRETE

- Curing minor concrete shall conform to the provisions in Section 90-7, "Curing Concrete."

90-10.05 PROTECTING MINOR CONCRETE

- Protecting minor concrete shall conform to the provisions in Section 90-8, "Protecting Concrete," except the concrete shall be maintained at a temperature of not less than 40° F for 72 hours after placing.

90-10.06 MEASUREMENT AND PAYMENT

- Minor concrete will be measured and paid for in conformance with the provisions specified in the various sections of these specifications covering concrete construction when minor concrete is specified in the specifications, shown on the plans, or indicated by contract item in the Engineer's Estimate.

90-11 MEASUREMENT AND PAYMENT

90-11.01 MEASUREMENT

- Portland cement concrete will be measured in conformance with the provisions specified in the various sections of these specifications covering construction requiring concrete.

- For concrete measured at the mixer, the volume in cubic feet shall be computed as the total weight of the batch in pounds divided by the density of the concrete in pounds per cubic foot. The total weight of the batch shall be calculated as the sum of all materials, including water, entering the batch. The density of the concrete will be determined in conformance with the requirements in California Test 518.

90-11.02 PAYMENT

- Portland cement concrete will be paid for in conformance with the provisions specified in the various sections of these specifications covering construction requiring concrete.

- Full compensation for furnishing and incorporating admixtures required by these specifications or the special provisions will be considered as included in the contract prices paid for the concrete involved and no additional compensation will be allowed therefor.

- Should the Engineer order the Contractor to incorporate any admixtures in the concrete when their use is not required by these specifications or the special provisions, furnishing the admixtures and adding them to the concrete will be paid for as extra work as provided in Section 4-1.03D, "Extra Work."

- Should the Contractor use admixtures in conformance with the provisions in Section 90-4.05, "Optional Use of Chemical Admixtures," or Section 90-4.07, "Optional Use of Air-entraining Admixtures," or should the Contractor request and obtain permission to use other admixtures for the Contractor's benefit, the Contractor shall furnish those admixtures and incorporate them into the concrete at the Contractor's expense and no additional compensation will be allowed therefor.

SECTION 91: PAINT

Issue Date: May 1, 2006

Section 91-3, "Paints for Timber," of the Standard Specifications is amended to read:

91-3 PAINTS FOR TIMBER

91-3.01 WOOD PRIMER, LATEX-BASE

Classification:

- This specification covers a ready-mixed priming paint for use on unpainted wood or exterior woodwork. It shall conform with the requirements in the Detailed Performance Standards of the Master Painters Institute (MPI) for exterior wood primers, and be listed on the Exterior Latex Wood Primer MPI List Number 6.

91-3.02 PAINT; LATEX-BASE FOR EXTERIOR WOOD, WHITE AND TINTS

Classification:

- This specification covers a ready-mixed paint for use on wood surfaces subject to outside exposures. This paint shall conform to the requirements in the Detailed Performance Standards of the Master Painters Institute (MPI) for Paint, Latex, Exterior, and shall be listed on the following MPI Approved Products List:

- A. Exterior Latex, Flat MPI Gloss Level 1, MPI List Number 10.
- B. Exterior Latex, Semi-Gloss, MPI Gloss Level 5, MPI List Number 11.
- C. Exterior Latex, Gloss, MPI Gloss Level 6, MPI List Number 119.

- Unpainted wood shall first be primed with wood primer conforming to the provisions in Section 91-3.01, "Wood Primer, Latex-Base."

Section 91-4, "Miscellaneous Paints," of the Standard Specifications is amended to read:

91-4 MISCELLANEOUS PAINTS

91-4.01 THROUGH 91-4.04 (BLANK)

91-4.05 PAINT; ACRYLIC EMULSION, EXTERIOR WHITE AND LIGHT AND MEDIUM TINTS

Classification:

- This specification covers an acrylic emulsion paint designed for use on exterior masonry. This paint shall conform to the requirements in the Detailed Performance Standards of the

Master Painters Institute (MPI) for Paint, Latex, Exterior, and shall be listed on the following MPI Approved Products Lists:

- A. Exterior Latex, Flat MPI Gloss Level 1, MPI List Number 10.
- B. Exterior Latex, Semi-Gloss, MPI Gloss Level 5, MPI List Number 11.
- C. Exterior Latex, Gloss, MPI Gloss Level 6, MPI List Number 119.

- This paint may be tinted by using "universal" or "all purpose" concentrates.

SECTION 92: ASPHALTS

Issue Date: March 21, 2008

Section 92, "Asphalts," of the Standard Specifications is amended to read:

92-1.01 DESCRIPTION

- Asphalt is refined petroleum or a mixture of refined liquid asphalt and refined solid asphalt that are prepared from crude petroleum. Asphalt is:

1. Free from residues caused by the artificial distillation of coal, coal tar, or paraffin
2. Free from water
3. Homogeneous

92-1.02 MATERIALS

GENERAL

- Furnish asphalt under the Department's "Certification Program for Suppliers of Asphalt." The Department maintains the program requirements, procedures, and a list of approved suppliers at:

<http://www.dot.ca.gov/hq/esc/Translab/fpm/fpmcoc.htm>

- Transport, store, use, and dispose of asphalt safely.
- Prevent the formation of carbonized particles caused by overheating asphalt during manufacturing or construction.

GRADES

- Performance graded (PG) asphalt binder is:

Performance Graded Asphalt Binder

Property	AASHTO Test Method	Specification				
		Grade				
		PG 58-22 ^a	PG 64-10	PG 64-16	PG 64-28	PG 70-10
Original Binder						
Flash Point, Minimum °C	T 48	230	230	230	230	230
Solubility, Minimum % ^b	T 44	99	99	99	99	99
Viscosity at 135°C, ^c Maximum, Pa·s	T 316	3.0	3.0	3.0	3.0	3.0
Dynamic Shear, Test Temp. at 10 rad/s, °C Minimum G*/sin(delta), kPa	T 315	58 1.00	64 1.00	64 1.00	64 1.00	70 1.00
RTFO Test, ^e Mass Loss, Maximum, %	T 240	1.00	1.00	1.00	1.00	1.00
RTFO Test Aged Binder						
Dynamic Shear, Test Temp. at 10 rad/s, °C Minimum G*/sin(delta), kPa	T 315	58 2.20	64 2.20	64 2.20	64 2.20	70 2.20
Ductility at 25°C Minimum, cm	T 51	75	75	75	75	75
PAV ^f Aging, Temperature, °C	R 28	100	100	100	100	110
RTFO Test and PAV Aged Binder						
Dynamic Shear, Test Temp. at 10 rad/s, °C Maximum G*/sin(delta), kPa	T 315	22 ^d 5000	31 ^d 5000	28 ^d 5000	22 ^d 5000	34 ^d 5000
Creep Stiffness, Test Temperature, °C Maximum S-value, Mpa Minimum M-value	T 313	-12 300 0.300	0 300 0.300	-6 300 0.300	-18 300 0.300	0 300 0.300

Notes:

- a. Use as asphalt rubber base stock for high mountain and high desert area.
- b. The Engineer waives this specification if the supplier is a Quality Supplier as defined by the Department's "Certification Program for Suppliers of Asphalt."
- c. The Engineer waives this specification if the supplier certifies the asphalt binder can be adequately pumped and mixed at temperatures meeting applicable safety standards.
- d. Test the sample at 3°C higher if it fails at the specified test temperature. G*/sin(delta) remains 5000 kPa maximum.
- e. "RTFO Test" means the asphaltic residue obtained using the Rolling Thin Film Oven Test, AASHTO Test Method T 240 or ASTM Designation: D 2872. The residue from mass change determination may be used for other tests.
- f. "PAV" means Pressurized Aging Vessel.

- Performance graded polymer modified asphalt binder (PG Polymer Modified) is:

Performance Graded Polymer Modified Asphalt Binder ^a

Property	AASHTO Test Method	Specification Grade		
		PG 58-34 PM	PG 64-28 PM	PG 76-22 PM
Original Binder				
Flash Point, Minimum °C	T 48	230	230	230
Solubility, Minimum % ^b	T 44 ^c	98.5	98.5	98.5
Viscosity at 135°C, ^d Maximum, Pa·s	T 316	3.0	3.0	3.0
Dynamic Shear, Test Temp. at 10 rad/s, °C Minimum G*/sin(delta), kPa	T 315	58 1.00	64 1.00	76 1.00
RTFO Test , Mass Loss, Maximum, %	T 240	1.00	1.00	1.00
RTFO Test Aged Binder				
Dynamic Shear, Test Temp. at 10 rad/s, °C Minimum G*/sin(delta), kPa	T 315	58 2.20	64 2.20	76 2.20
Dynamic Shear, Test Temp. at 10 rad/s, °C Maximum (delta), %	T 315	Note e 80	Note e 80	Note e 80
Elastic Recovery ^f , Test Temp., °C Minimum recovery, %	T 301	25 75	25 75	25 65
PAV ^g Aging, Temperature, °C	R 28	100	100	110
RTFO Test and PAV Aged Binder				
Dynamic Shear, Test Temp. at 10 rad/s, °C Maximum G*sin(delta), kPa	T 315	16 5000	22 5000	31 5000
Creep Stiffness, Test Temperature, °C Maximum S-value, MPa Minimum M-value	T 313	-24 300 0.300	-18 300 0.300	-12 300 0.300

Notes:

- a. Do not modify PG Polymer Modified using acid modification.
- b. The Engineer waives this specification if the supplier is a Quality Supplier as defined by the Department's "Certification Program for Suppliers of Asphalt."
- c. The Department allows ASTM D 5546 instead of AASHTO T 44
- d. The Engineer waives this specification if the supplier certifies the asphalt binder can be adequately pumped and mixed at temperatures meeting applicable safety standards.
- e. Test temperature is the temperature at which G*/sin(delta) is 2.2 kPa. A graph of log G*/sin(delta) plotted against temperature may be used to determine the test temperature when G*/sin(delta) is 2.2 kPa. A graph of (delta) versus temperature may be used to determine delta at the temperature when G*/sin(delta) is 2.2 kPa. The Engineer also accepts direct measurement of (delta) at the temperature when G*/sin(delta) is 2.2 kPa.
- f. Tests without a force ductility clamp may be performed.
- g. "PAV" means Pressurized Aging Vessel.

SAMPLING

- Provide a sampling device in the asphalt feed line connecting the plant storage tanks to the asphalt weighing system or spray bar. Make the sampling device accessible between 24 and 30 inches above the platform. Provide a receptacle for flushing the sampling device.

- Include with the sampling device a valve:
 1. Between 1/2 and 3/4 inch in diameter
 2. Manufactured in a manner that a one-quart sample may be taken slowly at any time during plant operations
 3. Maintained in good condition
- Replace failed valves.
- In the Engineer's presence, take 2 one-quart samples per operating day. Provide round, friction top, one-quart containers for storing samples.

92-1.03 EXECUTION

- If asphalt is applied, you must comply with the heating and application specifications for liquid asphalt in Section 93, "Liquid Asphalts."

92-1.04 MEASUREMENT

- If the contract work item for asphalt is paid by weight, the Department measures asphalt tons by complying with the specifications for weight determination of liquid asphalt in Section 93, "Liquid Asphalts."

- The Engineer determines the asphalt weight from volumetric measurements if you:

1. Use a partial asphalt load
2. Use asphalt at a location other than a mixing plant and no scales within 20 miles are available and suitable
3. Deliver asphalt in either of the following:
 - 3.1. A calibrated truck with each tank accompanied by its measuring stick and calibration card
 - 3.2. A truck equipped with a calibrated thermometer that determines the asphalt temperature at the delivery time and with a vehicle tank meter complying with the specifications for weighing, measuring, and metering devices in Section 9-1.01, "Measurement of Quantities"

- If you furnish hot mix asphalt from a mixing plant producing material for only one project, the Engineer determines the asphalt quantity by measuring the volume in the tank at the project's start and end provided the tank is calibrated and equipped with its measuring stick and calibration card.

- The Engineer determines pay quantities from volumetric measurements as follows:

1. Before converting the volume to weight, the Engineer reduces the measured volume to that which the asphalt would occupy at 60 °F.
2. The Engineer uses 235 gallons per ton and 8.51 pounds per gallon for the average weight and volume for PG and PG Polymer Modified asphalt grades at 60 °F.
3. The Engineer uses the Conversion Table in Section 93, "Liquid Asphalts."

SECTION 93: LIQUID ASPHALTS

Issue Date: November 3, 2006

The ninth paragraph of Section 93-1.04, "Measurement," of the Standard Specifications is amended to read:

- The following Legend and Conversion Table is to be used for converting volumes of liquid asphalt products, Grades 70 to 3000, inclusive, and paving asphalt Grades PG 58-22, PG 64-10, PG 64-16, PG 64-28, and PG 70-10, and Grades PG 58-34 PM, PG 64-28 PM, and PG 76-22 PM.

END OF AMENDMENTS

County of El Dorado, State of California
Department of Transportation

Contract No. PW 11-30581, CIP No. 72178

Contract Overlay - North Upper Truckee Road (2 Miles)

THIS AGREEMENT ("Agreement") approved by the Board of Supervisors this _____ day of _____, in the year of _____, made and concluded, in duplicate, between the COUNTY OF EL DORADO, a political subdivision of the State of California, by the Department of Transportation thereof, the party of the first part hereinafter called "County," and (Contractor) party of the second part hereinafter called "Contractor."

RECITALS:

WHEREAS, County has caused the above-captioned project to be let to formal bidding process; and

WHEREAS, Contractor has duly submitted a bid response for the captioned project upon which County has awarded this Contract;

NOW, THEREFORE, the parties hereto have mutually covenanted and agreed, and by these presents do covenant and agree, each with the other, as follows:

Article 1. THE WORK

The improvement contemplated in the performance of this Contract is an improvement over which the County of El Dorado shall exercise general supervision. The County therefore, shall have the right, but not the duty to assume full and direct control over this Contract whenever the County at its sole discretion, shall determine that its responsibility is so required.

The Contractor shall complete the Work as specified or indicated under the Bid Schedule(s) of the County's Contract Documents entitled:

CONTRACT OVERLAY - NORTH UPPER TRUCKEE ROAD (2 MILES)

The project is located in North Upper Truckee Road in El Dorado County. The Work to be done is shown on the Plans, described in the Special Provisions and generally consists of, but is not limited to:

Construction of approximately 2.0 miles of two and a half (2-½) inches of compacted AC Overlay placed on North Upper Truckee Road, construction of two and a half (2-½) inch deep conform grinds at all marked intersections, conform grinding at various sections at the existing bike lane areas into lip of concrete curb and gutter, removal of approximately 384 linear feet of curb and gutter, removing several curb openings, installing a curb opening, traffic control, installation of temporary pavement markers and construction area signing, and installation and removal of temporary erosion control measures.

Article 2. CONTRACT DOCUMENTS

The Contract Documents consist of: the Notice to Bidders; the bid forms which include the accepted Proposal, Bid Price Schedule and Total Bid, Subcontractors Listing, Section 10285.1 Statement, Section 10162 Questionnaire, Section 10232 Statement, Noncollusion Affidavit, the Contract which includes this Agreement with all Exhibits thereto, the Performance Bond, and Payment Bond; the Special Provisions which incorporate by reference the Caltrans Standard Plans, dated May 2006, and Standard Specifications, dated May 2006, Amendments to the May 2006 Standard Specifications, and standard drawings from the Design and Improvement Standards Manual of the County of El Dorado, revised March 8, 1994 including Resolution 199-91 and Resolution 58-94 to adopt changes to the Design and Improvement Standards Manual; all Addenda incorporated in those documents before their execution, and all Contract Change Orders issued in accordance with the Contract Documents which may be delivered or issued after the Effective Date of this Agreement and are not attached hereto; the prevailing Labor Surcharge And Equipment Rental Rates (when required) as determined by the

Department of Transportation (Caltrans) to be in effect on the date the Work is accomplished; all the obligations of County and of Contractor which are fully set forth and described therein; and all Contract Documents which are hereby specifically referred to and by such reference made a part hereof. All Contract Documents are intended to cooperate so that any work called for in one and not mentioned in the other is to be executed the same as if mentioned in all Contract Documents. Contractor agrees to perform all of its promises, covenants, and conditions set forth in the Contract Documents, and to abide by and perform all terms and conditions set forth therein. In case of conflict between this Agreement and any other contract document, this Agreement shall take precedence.

Article 3. COVENANTS AND CONTRACT PRICE

County hereby promises and agrees with said Contractor to employ, and does hereby employ, said Contractor to provide the material and to do the Work according to the terms and conditions of the Contract Documents herein contained and referred to, for the prices hereinafter set forth, and hereby contracts to pay the same at the time, in the manner and upon the conditions herein set forth; and the said parties for themselves, their heirs, executors, administrators, successors and assigns, do hereby agree to the full performance of the covenants herein contained. County shall pay Contractor for the completion of the Work in accordance with the Contract Documents in current funds the Contract Prices named in Contractor's Bid and Bid Price Schedule, a copy of which is attached hereto as Exhibit A.

Article 4. COMMENCEMENT AND COMPLETION

The Work to be performed under this Contract shall commence on the date specified in the Notice to Proceed issued by County, and the Work shall be fully completed within the time specified in the Notice to Proceed pursuant to Section 4 of the Special Provisions.

County and Contractor recognize that time is of the essence of the Agreement and that County will suffer financial loss if the Work is not completed within the time specified in Section 4 of the Special Provisions annexed hereto, plus any extensions thereof allowed in accordance with Section 4 of the Special Provisions. They also recognize the delays, expense, and difficulties involved with proving in a legal proceeding the actual loss suffered by County if the Work is not completed on time. Accordingly, instead of requiring any such proof, County and Contractor agree that as liquidated damages for delay (but not as a penalty), Contractor shall pay County the sum of **One Thousand Nine Hundred dollars (\$1,900.00) per day**, as liquidated damages and not as a penalty, for each and every calendar day's delay in finishing the Work in excess of the contract time prescribed herein.

Article 5. INDEMNITY

To the fullest extent allowed by law, Contractor shall defend, indemnify, and hold County harmless against and from any and all claims, suits, losses, damages, and liability for damages, including attorney's fees and other costs of defense brought for or on account of injuries to or death of any person, including but not limited to, workers and the public, or on account of injuries to or death of County employees, or damage to property, or any economic, consequential or special damages which are claimed or which shall in any way arise out of or be connected with Contractor's services, operations or performance hereunder, regardless of the existence or degree of fault or negligence on the part of the County, the Contractor, subcontractors or employees of any of these, except for the active, or sole negligence of the County, its officers and employees, or where expressly prescribed by statute.

The duty to indemnify and hold harmless the County specifically includes the duties to defend set forth in Section 2778 of the Civil Code. The insurance obligations of Contractor are separate, independent obligations under the Contract Documents, and the provisions of this defense and indemnity are not intended to modify nor should they be construed as modifying or in any way limiting the insurance obligations set forth in the Contract Documents.

Article 6. GUARANTEES

Contractor shall repair or replace any or all work provided hereunder which is defective due to faulty materials, poor workmanship, or defective equipment at no expense to County, ordinary wear or tear and unusual abuse or neglect excepted, during the term of the Contract and for a period of one (1) year after Contract Acceptance Contractor shall be required to repair or replace any and all adjacent facilities or areas which have been damaged or displaced due to

Contractor's work performed under this Agreement at no expense to County during the term of this Agreement and for a period of one (1) year after Contract Acceptance.

If a warranty or guarantee exceeding one (1) year is provided by the supplier or manufacturer of any equipment or materials used in this Project, or if a warranty or guarantee exceeding one (1) year is required elsewhere in these Contract Documents, then the guarantee for such equipment or materials shall be extended for such term. Contractor expressly agrees to act as co-guarantor of such equipment and materials, and Contractor shall supply County with all warranty and guaranty documents relative to equipment and materials incorporated in the job and guaranteed by its suppliers or manufacturers.

The parties agree that this guarantee and the rights and obligations accruing therefrom shall be in addition to, and not by way of limitation in any manner whatsoever to, the rights, obligations, warranties or remedies otherwise provided for by law.

In the event of Contractor's failure to comply with the above mentioned conditions within ten (10) calendar days after being notified in writing by County, Contractor hereby authorizes County to proceed to have said defects repaired and made good at Contractor's expense, and Contractor will honor and pay all costs and charges therefore upon written demand.

Article 7. VENUE

Any litigation arising out of this Contract shall be brought in El Dorado County and governed by California law.

Article 8. ASSIGNMENT OF ANTITRUST ACTIONS

In entering into a public works contract or a subcontract to supply goods, services, or materials pursuant to a public works contract, the Contractor offers and agrees and will require all of its subcontractors and suppliers to agree to assign to the awarding body all rights, title, and interest in and to all causes of action it may have under Section 4 of the Clayton Act (15 U.S.C. Sec. 15) or under the Cartwright Act (Chapter 2 (commencing with Section 16700) of Part 2 of Division 7 of the Business and Professions Code), arising from purchases of goods, services, or materials pursuant to the public works contract or the subcontract. This assignment shall be made and become effective at the time the awarding body tenders final payment to Contractor, without further acknowledgment by the parties.

If an awarding body or public purchasing body receives, either through judgment or settlement, a monetary recovery for a cause of action assigned under Government Code Sections 4550-4554, the assignor shall be entitled to receive reimbursement for actual legal costs incurred and may, upon demand, recover from the public body any portion of the recovery, including treble damages, attributable to overcharges that were paid by the assignor but were not paid by the public body as part of the bid price, less the expenses incurred in obtaining that portion of the recovery. Upon demand in writing by the assignor, the assignee shall, within one year from such demand, reassign the cause of action assigned under Government Code Sections 4550-4554 if the assignor has been or may have been injured by the violation of law for which the cause of action arose and (a) the assignee has not been injured thereby, or (b) the assignee declines to file a court action for the cause of action.

Article 9. TERMINATION BY COUNTY FOR CONVENIENCE

County reserves the right to terminate the Contract at any time upon determination by County's representative that termination of the Contract is in the best interest of County. County shall issue Contractor a written notice specifying that the Contract is to be terminated.

Upon receipt of said written notice, Contractor shall stop all work under the Contract except: (1) work specifically directed to be completed prior to termination, (2) work the Inspector deems necessary to secure the project for termination, (3) removal of equipment and plant from the site of the Work, (4) action that is necessary to protect materials from damage, (5) disposal of materials not yet used in the Work as directed by County, and (6) clean up of the site.

If the Contract is terminated for County's convenience as provided herein, all finished or unfinished work and materials previously paid for shall, at the option of County, become its property. Contractor shall be paid an amount which reflects costs incurred for work provided to the date of notification of termination. In addition, Contractor shall be paid the reasonable cost, as solely judged by County, and without profit, for all work performed to secure the project for termination.

Article 10. TERMINATION BY COUNTY FOR CAUSE

If Contractor is adjudged as bankrupt or insolvent, or makes a general assignment for the benefit of its creditors or if a trustee or receiver is appointed for Contractor or for any of its property, or if Contractor files a petition to take advantage of any debtor's act, or to reorganize under the bankruptcy or applicable laws, or on more than one occasion fails to supply sufficient skilled workmen or suitable material or equipment, or on more than one occasion fails to make prompt payments to subcontractors for labor, materials, or equipment, or disregards the authority of the County's representative, or the Engineer, if one is appointed, or otherwise violates any provision of the Contract Documents, then County may, without prejudice to any other right or remedy and after giving Contractor and its Surety a minimum of ten (10) days from delivery of a written termination notice, terminate the services of Contractor and take equipment and machinery thereon owned by Contractor and finish the Work by whatever method County may deem expedient. In such case, Contractor shall not be entitled to receive any further payment until the Work is finished.

Without prejudice to other rights or remedies County may have, if Contractor fails to begin delivery of materials and equipment, to commence Work within the time specified, to maintain the rate of delivery of material, to execute the Work in the manner and at such locations as specified, or fails to maintain a work program which will ensure County's interest, or, if Contractor is not carrying out the intent of the Contract, an Inspector's written notice may be served upon Contractor and the Surety on its faithful performance bond demanding satisfactory compliance with the Contract. If Contractor or its Surety does not comply with such notice within five (5) days after receiving it, or after starting to comply, fails to continue, County may exclude it from the premises and take possession of all material and equipment, and complete the Work by County's own forces, by letting the unfinished Work to another Contractor, or by a combination of such methods.

Where Contractor's services have been so terminated by County, said termination shall not affect any right of County against Contractor then existing or which may thereafter accrue. Any retention or payment of monies by County due Contractor will not release Contractor from compliance with the Contract Documents.

If the unpaid balance of the Contract price exceeds the direct and indirect costs of completing the Work, including compensation for additional professional services, such excess shall be paid to Contractor. If the sums under the Contract are insufficient for completion, Contractor or Surety shall pay to County within five (5) days after the completion, all costs in excess of the Contract price. In any event, the cost of completing the Work shall be charged against Contractor and its Surety and may be deducted from any money due or becoming due from County.

If the Surety assumes any part of the Work, it shall take Contractor's place in all respects for that part and shall be paid by County for all Work performed by it in accordance with the Contract. If the Surety assumes the entire Contract, all money due Contractor at the time of its default shall be payable to the Surety as the work progresses, subject to the terms of this Contract.

The provisions of this Article shall be in addition to all other rights and remedies available to County under law.

If after notice of termination, it is determined for any reason that Contractor was not in default, the rights and obligations of the parties shall be the same as if the notice of termination had not been issued. The Contract shall be equitably adjusted to compensate for such termination.

Article 11. WORKERS' COMPENSATION CERTIFICATION

Contractor shall comply with Labor Code Sections 3700 et seq., requiring it to obtain Workers' Compensation Insurance, and sign a certificate of knowledge thereof.

CERTIFICATE OF KNOWLEDGE - LABOR CODE SECTION 3700

I am aware of the provisions of Section 3700 of the Labor Code, which require every employer to be insured against liability for workers' compensation or to undertake self-insurance in accordance with the provisions of that Code, and I will comply with such provisions before commencing the performance of work of this Contract.

Signed: _____ Date _____

Article 12. WARRANTY

Contractor warrants to County that materials and equipment furnished for the Work will be of good quality and new, unless otherwise required or permitted under the Contract Documents, that the Work will be free from defects or flaws and is of the highest quality of workmanship and that the Work will conform with the requirements herein. Work not conforming to these requirements, including substitutions not properly approved and authorized, shall be considered defective.

Article 13. RETAINAGE

The retainage from payment is set forth in Section "PAYMENT OF WITHHELD FUNDS" of the Special Provisions. Contractor may elect to receive one hundred percent (100%) of payments due as set forth in the Contract Documents, without retention, by depositing securities of equivalent value with County, in accordance with, and as set forth in Section 22300 of the Public Contract Code. Securities eligible for deposit hereunder shall be limited to those listed in Section 16430 of the Government Code, or bank or savings and loan certificates of deposit.

Article 14. PROMPT PAYMENT OF SUBCONTRACTORS

Prompt Progress Payment to Subcontractors

Attention is directed to Section 7108.5 of the Business and Professions Code, which requires a prime contractor or subcontractor to pay any subcontractor not later than ten (10) days of receipt of each progress payment unless otherwise agreed to in writing. Any violation of Section 7108.5 shall subject the violating contractor or subcontractor to the penalties, sanction and other remedies of that section. This requirement shall not be construed to limit or impair any contractual, administrative, or judicial remedies otherwise available to the contractor or subcontractor in the event of a dispute involving late payment or nonpayment by the prime contractor, deficient subcontract performance, or noncompliance by a subcontractor.

Prompt Payment of Withheld Funds to Subcontractors

The Department shall hold retainage from the prime Contractor, as determined by the Department, of the contract work and pay retainage to the prime Contractor in accordance with "Payment of Withheld Funds" of these special provisions. The prime Contractor or subcontractor shall return all monies withheld in retention from the subcontractor within 30 days after receiving payment of withheld funds from the Department or prime contractor as applicable. Any violation of this provision shall subject the violating Contractor or subcontractor to the penalties, sanctions, and remedies specified in Section 7108.5 of the California Business and Professions Code. This requirement shall not be construed to limit or impair and contractual, administrative, or judicial remedies otherwise available to the prime contractor or subcontractor in the event of a dispute involving late payment or non payment by the prime contractor, deficient subcontract or performance, and/or noncompliance by a subcontractor.

Article 15. PREVAILING WAGE REQUIREMENTS

In accordance with the provisions of California Labor Code Sections 1770 et seq, including but not limited to Sections 1773, 1773.1, 1773.2, 1773.6, and 1773.7, the general prevailing rate of wages in the county in which the Work is to be done has been determined by the Director of the California Department of Industrial Relations. These wage rates appear

in the California Department of Transportation publication entitled General Prevailing Wage Rates. Interested parties can obtain the current wage information by submitting their requests to the Department of Industrial Relations, Division of Labor Statistics and Research, PO Box 420603, San Francisco CA 94142-0603, Telephone (415) 703-4708 or by referring to the website at <http://www.dir.ca.gov/dlsr/PWD>. The rates at the time of the bid advertisement date of a project will remain in effect for the life of the project in accordance with the California Code of Regulations, as modified and effective January 27, 1997.

Copies of the general prevailing rate of wages in the county in which the Work is to be done are also on file at the Department of Transportation's principal office, and are available upon request.

In accordance with the provisions of Labor Code 1810, eight (8) hours of labor shall constitute a legal day's work upon all work done hereunder, and Contractor and any subcontractor employed under this Contract shall conform to and be bound by the provisions of Labor Code Sections 1810 through 1815.

Article 16. AUTHORIZED SIGNATURES

The parties hereto represent that the undersigned individuals executing this Agreement on their behalf are fully authorized to do so by law or other appropriate instrument and to bind upon said parties the obligations set forth herein.

Article 17. BUSINESS LICENSE

The County Business License Ordinance provides that it is unlawful for any person to furnish supplies or services, or transact any kind of business in the unincorporated territory of El Dorado County without possessing a County business license unless exempt under County Ordinance Code Section 5.08.070. Contractor warrants and represents that it shall comply with all of the requirements of the County Business License Ordinance, where applicable, prior to beginning work under this Contract and at all times during the term of this Contract.

Article 18. CONTRACT ADMINISTRATOR

The County Officer or employee with responsibility for administering this Agreement is Craig McKibbin, P.E., Deputy Director Engineering, Transportation Planning and Land Development Division, 924B Emerald Bay Road, South Lake Tahoe, CA, Department of Transportation, or successor.

Article 19. NONDISCRIMINATION

A. In connection with its performance under this Contract, Contractor shall comply with all applicable nondiscrimination statutes and regulations during the performance of this Contract including, but not limited to the following: Contractor, its employees, subcontractors and representatives shall not unlawfully discriminate against any employee or applicant for employment because of race, color, sex, sexual orientation, religion, ancestry or national origin, physical disability, medical condition, marital status, political affiliation, family and medical care leave, pregnancy leave or disability leave. Contractor will take affirmative action to ensure that employees are treated during employment, without regard to their race, color, sex, sexual orientation, religion, ancestry or national origin, physical disability, medical condition, marital status, political affiliation, family and medical care leave, pregnancy leave or disability leave. Such action shall include, but not be limited to, the following: employment, upgrading, demotion or transfer; recruitment or recruitment advertising; layoff or termination; rates of pay or other forms of compensation; and selection for training, including apprenticeship. Contractor shall post in conspicuous places, available to employees for employment, notices to be provided by State setting forth the provisions of this Fair Employment section. Contractor shall, unless exempt, comply with the applicable provisions of the Fair Employment and Housing Act (Government Code, Sections 12900 et seq.) and applicable regulations promulgated thereunder (California Code of Regulations, Title 2, Sections 7285.0 et seq.); the applicable regulations of the Fair Employment and Housing Commission implementing Government Code, Section 12990, set forth in Chapter 5 of Division 4 of Title 2 of the California Code of Regulations incorporated into this Agreement by reference and made a part hereof as if set forth in full; and Title VI of the Civil Rights Act of 1964, as amended. Contractor, its employees, subcontractors and representatives shall give written notice of their obligations under this clause as required by law.

B. Where applicable, Contractor shall include these nondiscrimination and compliance provisions in any of its subcontracts that affect or are related to the Work performed herein.

IN WITNESS WHEREOF, the said Department of Transportation of the County of El Dorado, State of California, has caused this Agreement to be executed by County's Board of Supervisors, on its behalf, and the said Contractor has signed this Agreement the day and year written below.

COUNTY OF EL DORADO

Dated _____

Chair, Board of Supervisors

Attest:
Suzanne Allen De Sanchez,
Clerk of the Board of Supervisors

Dated _____

By: _____
Deputy Clerk

CONTRACTOR

Dated _____

Name of Company

By _____

Authorized Representative

License No.

Federal Employer Identification No.

NOTE: If Contractor is a corporation, the legal name of the corporation shall be set forth above together with the signature of the officer or officers authorized to sign contracts on behalf of the corporation; if Contractor is a co-partnership, the true name of the firm shall be set forth above together with the signature of the partner or partners authorized to sign contracts on behalf of the co-partnership; and if Contractor is an individual, his/her signature shall be placed above. Contractor executing this document on behalf of a corporation or partnership shall be prepared to demonstrate by resolution, article, or otherwise that it is appropriately authorized to act in these regards. For such corporation or partnership, such authority shall be demonstrated to the satisfaction of County. If signature is by an agent, other than officer of a corporation or a member of a partnership, an appropriate Power of Attorney shall be on file with the Department prior to signing this document.

Mailing Address: _____

Business Address: _____

City, Zip: _____

Phone: _____

Fax: _____

END OF CONTRACT

EXHIBIT A

**CONTRACTOR'S BID PRICE SCHEDULE
 CONTRACT NO. PW 11-30581, CIP 72178
 CONTRACT OVERLAY - NORTH UPPER TRUCKEE ROAD (2 MILES)**

Bid Item No.	ITEM DESCRIPTION	UNIT OF MEASURE	ESTIMATED QUANTITY	UNIT PRICE (In Figures)	TOTAL PRICE (In Figures)
1	Mobilization	LS	1		
2	Traffic Control	LS	1		
3	Sweeping	DAY	20		
4	Temporary Erosion Control	LS	1		
5	Curb Opening	EA	1		
6	Remove Existing Curb and Gutter	LF	384		
7	Cold Planing	SF	52,254		
8	2-1/2" AC Overlay	TN	5,919		
TOTAL BID					

COUNTY OF EL DORADO

PAYMENT BOND

(Section 3247, Civil Code)

Bond No. _____

WHEREAS, the County of El Dorado, a political subdivision of the State of California, hereafter referred to as "Obligee", has awarded to Contractor

_____ hereafter referred to as "Principal", a contract for the work described as follows:

CONTRACT OVERLAY - NORTH UPPER TRUCKEE ROAD (2 MILES)

CONTRACT NO. PW 11-30581, CIP NO. 72178

AND, WHEREAS, said Principal is required to furnish a bond in connection with said contract, guaranteeing the faithful performance thereof:

NOW, THEREFORE, we the undersigned Principal and Surety are held and firmly bound unto the Obligee, in the sum of _____ Dollars, (\$ _____) to be paid to the Obligee, for which payment we bind ourselves, jointly and severally.

THE CONDITION OF THIS OBLIGATION IS SUCH,

That if said Principal or its subcontractors shall fail to pay any of the persons named in Civil Code Section 3181, or amounts due under the Unemployment Insurance Code with respect to work or labor performed by such claimant, or any amounts required to be deducted, withheld, and paid over to the Franchise Tax Board from the wages of employees of the Principal and his subcontractors pursuant to Section 18806 of the Revenue and Taxation Code, with respect to such work and labor, that the Surety herein will pay for the same in an amount not exceeding the sum specified in this bond, otherwise the above obligation shall be void. In case suit is brought upon this bond, the Surety will pay a reasonable attorney's fee to be fixed by the court.

This bond shall inure to the benefit of any of the persons named in Civil Code Section 3181 as to give a right of action to such persons or their assigns in any suit brought upon this bond.

Dated: _____

Correspondence or Claims relating to this bond should be sent to the Surety at the following address:

PRINCIPAL

SURETY

ATTORNEY-IN-FACT

NOTE: Signatures of those executing for the Principal and for the Surety must be properly acknowledged, and a Power of Attorney attached for the Surety.

NOTARY ACKNOWLEDGMENTS ATTACHED

PRINCIPAL

ACKNOWLEDGMENT

State of California

County of _____

On _____ before me, _____,
(here insert name and title of the officer)

personally appeared _____

_____ ,

who proved to me on the basis of satisfactory evidence to be the person(s) whose name(s) is/are subscribed to the within instrument and acknowledged to me that he/she/they executed the same in his/her/their authorized capacity(ies), and that by his/her/their signature(s) on the instrument the person(s), or the entity upon behalf of which the person(s) acted, executed the instrument.

I certify under PENALTY OF PERJURY under the laws of the State of California that the foregoing paragraph is true and correct.

WITNESS my hand and official seal.

Signature _____

(Seal)

SURETY

ACKNOWLEDGMENT

State of California

County of _____

On _____ before me, _____,
(here insert name and title of the officer)

personally appeared _____

_____ ,

who proved to me on the basis of satisfactory evidence to be the person(s) whose name(s) is/are subscribed to the within instrument and acknowledged to me that he/she/they executed the same in his/her/their authorized capacity(ies), and that by his/her/their signature(s) on the instrument the person(s), or the entity upon behalf of which the person(s) acted, executed the instrument.

I certify under PENALTY OF PERJURY under the laws of the State of California that the foregoing paragraph is true and correct.

WITNESS my hand and official seal.

Signature _____

(Seal)

COUNTY OF EL DORADO

PERFORMANCE BOND

Bond No. _____

KNOW ALL MEN BY THESE PRESENTS, that we _____
the Contractor in the Contract hereto annexed, as Principal, and _____
as Surety, are held firmly bound unto the County of El Dorado, a political subdivision of the State of California, hereinafter called the "Obligee" in the
sum of _____ DOLLARS,
(\$ _____) lawful money of the United States, for which payment, well and truly to be made, we bind ourselves, jointly and
severally, firmly by these presents.

Signed, sealed and dated: _____

The condition of the above obligation is such that if said Principal as Contractor in the Contract hereto annexed shall faithfully perform each and all of the conditions of said Contract to be performed by him, and shall furnish all tools, equipment, apparatus, facilities, transportation, labor and material, other than material, if any, agreed to be furnished by the Obligee, necessary to perform and complete, and to perform and complete in a good and workmanlike manner, the work of **Contract No. PW 11-30581, CIP No. 72178 for the Contract Overlay - North Upper Truckee Road (2 Miles)** in strict conformity with the terms and conditions set forth in the Contract hereto annexed, then this obligation shall be null and void; otherwise this bond shall remain in full force and effect and the said Surety will complete the Contract work under its own supervision, by Contract or otherwise, and pay all costs thereof for the balance due under terms of the Contract, and the said Surety, for value received, hereby stipulates and agrees that no change, extension of time, alteration or addition to the terms of the Contract or to the work to be performed thereunder shall in any wise affect its obligation on this bond, and it does hereby waive notice of any such change, extension of time, alteration or addition to the terms of the Contract or to the work.

In the event suit is brought upon this bond by the Obligee and judgment is recovered, the Surety shall pay all costs incurred by the Obligee in such suit, including a reasonable attorney's fee to be fixed by the court.

This guarantee shall insure the Obligee during the work required by any Contract and for a period of one (1) year from the date of acceptance of the work against faulty or improper materials or workmanship that may be discovered during that time.

No right of action shall accrue under this bond to or for the use of any person other than the Obligee named herein.

Dated: _____, 20____

Correspondence or Claims relating to this bond should be sent to the Surety at the following address:

PRINCIPAL

SURETY

ATTORNEY-IN-FACT

NOTE: Signatures of those executing for the Principal and the Surety must be properly acknowledged, and a Power of Attorney attached for the Surety.

NOTARY ACKNOWLEDGMENTS ATTACHED

PRINCIPAL

ACKNOWLEDGMENT

State of California

County of _____

On _____ before me, _____,
(here insert name and title of the officer)

personally appeared _____

_____ ,

who proved to me on the basis of satisfactory evidence to be the person(s) whose name(s) is/are subscribed to the within instrument and acknowledged to me that he/she/they executed the same in his/her/their authorized capacity(ies), and that by his/her/their signature(s) on the instrument the person(s), or the entity upon behalf of which the person(s) acted, executed the instrument.

I certify under PENALTY OF PERJURY under the laws of the State of California that the foregoing paragraph is true and correct.

WITNESS my hand and official seal.

Signature _____

(Seal)

SURETY

ACKNOWLEDGMENT

State of California

County of _____

On _____ before me, _____,
(here insert name and title of the officer)

personally appeared _____

_____ ,

who proved to me on the basis of satisfactory evidence to be the person(s) whose name(s) is/are subscribed to the within instrument and acknowledged to me that he/she/they executed the same in his/her/their authorized capacity(ies), and that by his/her/their signature(s) on the instrument the person(s), or the entity upon behalf of which the person(s) acted, executed the instrument.

I certify under PENALTY OF PERJURY under the laws of the State of California that the foregoing paragraph is true and correct.

WITNESS my hand and official seal.

Signature _____

(Seal)

(Because some colored inks will not reproduce in copy machines, please use black ink to complete this Proposal)
COMPLETING BID IN PENCIL, ERASURES, OVERWRITES, AND USE OF CORRECTION FLUID OR TAPE ARE NOT ACCEPTABLE. BID PROPOSALS WITH PENCIL, ERASURES, OVERWRITES, OR USE OF CORRECTION FLUID OR TAPE WILL BE REJECTED. ALL CHANGES MUST BE LINED OUT AND CORRECTIONS INSERTED ADJACENT TO THE CHANGE AND INITIALED BY THE BIDDER'S AUTHORIZED REPRESENTATIVE.

PROPOSAL

(to be attached to and submitted with this bound Contract Document bid package)

**TO: THE DEPARTMENT OF TRANSPORTATION,
COUNTY OF EL DORADO,
STATE OF CALIFORNIA**

for the construction of

CONTRACT OVERLAY - NORTH UPPER TRUCKEE ROAD (2 MILES)

CONTRACT NO. PW 11-30581, CIP NO. 72178

NAME OF BIDDER _____

BUSINESS MAILING ADDRESS _____

CITY, STATE, ZIP _____

BUSINESS STREET ADDRESS _____

(Please include even if P.O. Box used)

CITY, STATE, ZIP _____

TELEPHONE NO: AREA CODE () _____

FAX NO: AREA CODE () _____

The work for which this Proposal is submitted is for the construction in accordance with these Contract Documents (including the payment of not less than the State general prevailing wage rates set forth herein), the Project Plans described below, including any addenda thereto, the Contract annexed hereto, and also in accordance with the California Department of Transportation Standard Plans, dated May 2006, the Standard Specifications, dated May 2006, Amendments to the May 2006 Standard Specifications, standard drawings from the Design and Improvement Standards Manual of the County of El Dorado, revised May 18, 1990; the Labor Surcharge and Equipment Rental Rates in effect on the date the work is accomplished, and in accordance with the General Prevailing Wage rates. The Project Plans and Contract Documents for the work to be done are entitled:

CONTRACT OVERLAY - NORTH UPPER TRUCKEE ROAD (2 MILES)

CONTRACT NO. PW 11-30581, CIP NO. 72178

Bids are to be submitted for the entire work. Failure to submit bids for the entire work will result in the bid being deemed non-responsive.

The Bidder shall set forth for each unit basis item of work a unit price and a total for the item, and for each lump sum item a total for the item, all in clearly legible figures in the respective spaces provided for this purpose. In the case of unit basis items, the amount set forth under the "Item Total" column shall be the product of the unit price bid and the estimated quantity for the item.

In case of discrepancy between the item price and the total set forth for a unit basis item, the unit price shall prevail, except as provided in (a) or (b) or (c), as follows:

- (a) If the amount set forth as a unit price is unreadable or otherwise unclear, or is omitted, or is the same as the amount as the entry in the item total column, then the amount set forth in the total column for the item shall prevail and shall be divided by the estimated quantity for the item and the price thus obtained shall be the unit price;
- (b) (Decimal Errors) If the product of the entered unit price and the estimated quantity is exactly off by a factor of ten, one hundred, etc., or one-tenth, or one-hundredth, etc., from the entered total, the discrepancy will be resolved by using the entered unit price or item total, whichever most closely approximates percentage wise the unit price or item total in the Department's Final Estimate of cost.

If both the unit price and the item total are unreadable or otherwise unclear, or are omitted, the bid may be deemed irregular. Likewise if the item total for a lump sum item is unreadable or otherwise unclear, or is omitted, the bid may be deemed irregular unless the project being bid has only a single item and a clear, readable total bid is provided.

Symbols such as commas and dollar signs will be ignored and have no mathematical significance in establishing any unit price or item total or lump sums. Written unit prices, item totals and lump sums will be interpreted according to the number of digits and, if applicable, decimal placement. Cents symbols also have no significance in establishing any unit price or item total since all figures are assumed to be expressed in dollars and/or decimal fractions of a dollar. Bids on lump sum items shall be item totals only; if any unit price for a lump sum item is included in a bid and it differs from the item total, the items total shall prevail.

The foregoing provisions for the resolution of specific irregularities cannot be so comprehensive as to cover every omission, inconsistency, error or other irregularity which may occur in a bid. Any situation not specifically provided for will be determined in the discretion of the County of El Dorado, and that discretion will be exercised in the manner deemed by the County of El Dorado to best protect the public interest in the prompt and economical completion of the work. The decision of the County of El Dorado respecting the amount of a bid, or the existence or treatment of any irregularity in a bid, shall be final.

If this Proposal is accepted and the undersigned Bidder shall fail to enter into the Contract and furnish the two bonds in the sums required by the State Contract Act, with surety satisfaction to the County of El Dorado, in accordance with the Special Provisions within five (5) days, not including Saturdays, Sundays, and legal holidays, of the date of the letter notice from the County of El Dorado that the Contract has been awarded, the County of El Dorado may, at its option, determine that the Bidder has abandoned the Contract, and thereupon this Proposal and the acceptance thereof shall be null and void and the forfeiture of such security accompanying this Proposal shall operate and the same shall be the property of the County of El Dorado.

The undersigned, as Bidder, declares under penalty of perjury under the laws of the State of California that the only persons or parties interested in this Proposal, as principals, are those named herein; that this Proposal is made without collusion with any other person, firm, or corporation; that it has carefully examined the location of the proposed work, the annexed proposed form of Contract, and the Plans therein referred to; and that it proposes, and agrees if this Proposal is accepted, that it will contract with the County of El Dorado, in the form of the copy of the Draft Contract annexed hereto, to provide all necessary machinery, tools, apparatus, and other means of construction, and to do all the work and furnish

all the materials specified in the Contract, in the manner and time therein prescribed, and according to the requirements of the Engineer as therein set forth, and that it will take in full payment therefore the following item prices, to wit:

**PROPOSAL PAY ITEMS AND BID PRICE SCHEDULE
CONTRACT NO. PW 11-30581, CIP NO. 72178**

SCHEDULE A-CONTRACT OVERLAY - NORTH UPPER TRUCKEE ROAD (2 MILES)

Bid Item No.	ITEM DESCRIPTION	UNIT OF MEASURE	ESTIMATED QUANTITY	UNIT PRICE (In Figures)	TOTAL PRICE (In Figures)
1	Mobilization	LS	1		
2	Traffic Control	LS	1		
3	Sweeping	DAY	20		
4	Temporary Erosion Control	LS	1		
5	Curb Opening	EA	1		
6	Remove Existing Curb and Gutter	LF	384		
7	Cold Planing	SF	52,254		
8	2-1/2" AC Overlay	TN	5,919		
TOTAL BID					

(NOTICE: Bidder's failure to execute the questionnaires and statements contained in this Proposal as required by applicable laws and regulations, or the determinations by El Dorado County based upon those questionnaires and statements, may prohibit award of the subject Contract to the Bidder.)

PUBLIC CONTRACT CODE SECTION 10162 QUESTIONNAIRE

In accordance with Public Contract Code Section 10162, the Bidder shall complete, under penalty of perjury under the laws of the State of California, the following questionnaire:

Has the Bidder, any officer of the Bidder, or any employee of the Bidder who has a proprietary interest in the Bidder, ever been disqualified, removed, or otherwise prevented from bidding on, or completing a federal, state, or local government project because of a violation of law or a safety regulation?

Yes: _____

No: _____

If the answer is yes, explain the circumstances in the following space:

PUBLIC CONTRACT CODE SECTION 10232 STATEMENT

In accordance with Public Contract Code Section 10232, the Bidder hereby states under penalty of perjury under the laws of the State of California, that no more than one final unappealable finding of contempt of court by a Federal Court has been issued against the Bidder within the immediate preceding two year period because of the Bidder's failure to comply with an order of a Federal Court which orders the Bidder to comply with an order of the National Labor Relations Board.

NOTE:

The above Questionnaire and Statement are part of the Proposal. Signing this Proposal on the signature portion thereof shall also constitute signature of this Questionnaire and Statement.

Bidders are cautioned that making a false certification may subject the certifier to criminal prosecution.

NONCOLLUSION AFFIDAVIT
(Title 23 United States Code Section 112 and
Public Contract Code Section 7106)

In accordance with Title 23 United States Code, Section 112 and Public Contract Code Section 7106, the Bidder declares that the bid is not made in the interest of, or on behalf of, any undisclosed person, partnership, company, association, organization, or corporation; that the bid is genuine and not collusive or sham; that the Bidder has not directly or indirectly induced or solicited any other Bidder to put in false or sham bid, and has not directly or indirectly colluded, conspired, connived, or agreed with any Bidder or anyone else to put in a sham bid, or that anyone shall refrain from bidding; that the Bidder has not in any manner, directly or indirectly, sought by agreement, communication, or conference with anyone to fix the bid price of the Bidder or any other Bidder, or to fix any overhead, profit, or cost element of the bid price, or of that of any other Bidder, or to secure any advantage against the public body awarding the Contract of anyone interested in the proposed Contract; that all statements contained in the bid are true; and, further, that the Bidder has not, directly or indirectly, submitted his or her bid price or any breakdown thereof, or the contents thereof, or divulged information or data relative thereto, or paid, and will not pay, any fee to any corporation, partnership, company, association, organization, bid depository, or to any member or agent thereof to effectuate a collusive or sham bid.

NOTE:

The above Noncollusion Affidavit is part of the Proposal. Signing this Proposal on the signature portion thereof shall also constitute signature of this Noncollusion Affidavit.

Bidders are cautioned that making a false certification may subject the certifier to criminal prosecution.

Accompanying this proposal is _____

(NOTICE: INSERT THE WORDS "CASH (\$___)," "CASHIER'S CHECK," "CERTIFIED CHECK," OR "BIDDERS BOND," AS THE CASE MAY BE)

in amount equal to at least ten percent of the total **amount of the bid price.**

The names of all persons interested in the forgoing Proposal as principals are as follows:

IMPORTANT NOTICE: If the Bidder or other interested person is a corporation, state legal name of corporation and place of incorporation, also names of the president, secretary, treasurer, and executive officer thereof; if a partnership, state name of partnership, also names of all individual partners; if Bidder or other interested person is an individual, state first and last names in full.

Licensed in accordance with an act providing for the registration of Contractors,

License No. _____ Classification(s) _____

A copy of the afore-referenced license must be attached hereto.

ADDENDA: This Proposal is submitted with respect to the changes to the Contract included in addenda number(s)

(Fill in addenda numbers if addenda have been received and insert, in this Proposal, any Proposal Pay Items and Bid Price Schedules that were received as part of the addenda)

By my signature on this Proposal I certify, under penalty of perjury under the laws of the State of California, that the foregoing questionnaire and statements of Public Contract Code Sections 10162, 10232, and 10285.1 are true and correct and that I have complied with the requirements of Section 8103 of the Fair Employment and Housing Commission Regulations (Chapter 5 of Division 4 of Title 2 of the California Code of Regulations). By my signature on this Proposal I further certify, under penalty of perjury under the laws of the State of California and the United States of America that the Noncollusion Affidavit required by Title 23 United States Code, Section 112 and Public Contract Code Section 7106 is true and correct.

The person or persons executing this Proposal on behalf of a corporation or partnership shall be prepared to demonstrate by resolution, article, or otherwise, that such person is or that such persons are appropriately authorized to act in these regards for such corporation or partnership. Such authority shall be demonstrated to the satisfaction of the County of El Dorado.

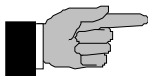
If the signature is by an agent other than an officer of a corporation or a member of a partnership, a power of attorney authorizing said act by the agent on behalf of his principal shall be submitted with the bid forms; otherwise, the bid may be disregarded as irregular and unauthorized.

The Bidder's execution on the signature portion of this Proposal shall constitute an endorsement and execution of those affidavits, declarations and certifications which are part of this Proposal.

Executed this _____ day of _____, 20__

at _____ County, State of _____

Date: _____



SIGN HERE _____

Name and Title of Bidder _____

Name of Firm _____

END OF PROPOSAL

COUNTY OF EL DORADO

BIDDER'S BOND

this form MUST be used

KNOW ALL PEOPLE BY THESE PRESENTS, THAT WE _____
_____, as PRINCIPAL, and

as Surety are held and firmly bound unto the County of El Dorado, a political subdivision of the State of California (hereinafter referred to as "Obligee"), in the penal sum of **TEN (10) PERCENT OF THE AMOUNT OF THE TOTAL BID PRICE** of the Principal above named, submitted by said Principal to the Obligee for the work described below, for the payment of which sum in lawful money of the United States, well and truly to be made to the Obligee, we the Principal and Surety bind ourselves, our heirs, executors, administrators and successors, jointly and severally, firmly by these presents. In no case shall the liability of the Surety hereunder exceed the sum of

TEN PERCENT (10%) OF THE AMOUNT OF THE TOTAL BID PRICE

THE CONDITION OF THIS OBLIGATION IS SUCH, THAT:

WHEREAS, the Principal has submitted the above-mentioned Bid to the Obligee, as aforesaid, for certain construction specifically described as follows, for which bids are to be opened at 924B Emerald Bay Rd., South Lake Tahoe, California, 96150, for the construction of the

**CONTRACT OVERLAY - NORTH UPPER TRUCKEE ROAD (2 MILES)
CONTRACT No. PW 11-30581, CIP No. 72178**

NOW, THEREFORE, if the aforesaid Principal is awarded the Contract and, within the time and manner required under the Contract Documents, after the prescribed forms are presented to it for signature, enters into a written contract, in the prescribed form, in accordance with the Bid, and files two bonds with the Obligee, one to guarantee faithful performance and the other to guarantee payment for labor and materials, as required by law, then this obligation shall be null and void; otherwise, it shall remain in full force and virtue.

In the event suit is brought upon this bond by the Obligee and judgment is recovered, the Surety shall pay all costs incurred by the Obligee in such suit, including a reasonable attorney's fee to be fixed by the Court.

IN WITNESS WHEREOF, we have set our hands and seals on this _____ day of _____ 20__

(seal) _____
Principal

(seal) _____
Surety

Address: _____

(NOTE: Signature of those executing for the Surety shall be properly acknowledged, and accompanied by a Certificate of Acknowledgment.)

SURETY

ACKNOWLEDGMENT

State of California

County of _____

On _____ before me, _____,
(here insert name and title of the officer)

personally appeared _____

_____ ,

who proved to me on the basis of satisfactory evidence to be the person(s) whose name(s) is/are subscribed to the within instrument and acknowledged to me that he/she/they executed the same in his/her/their authorized capacity(ies), and that by his/her/their signature(s) on the instrument the person(s), or the entity upon behalf of which the person(s) acted, executed the instrument.

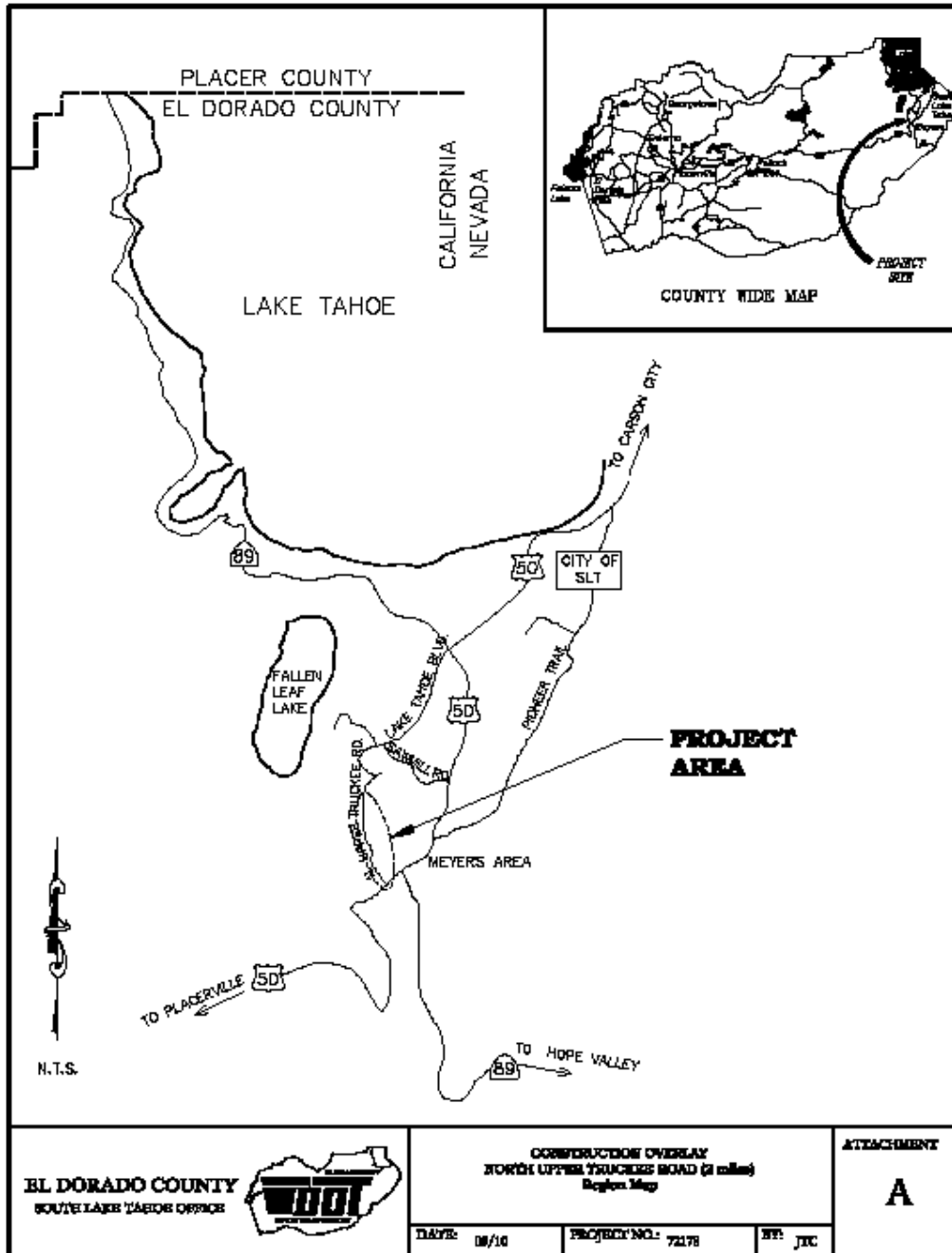
I certify under PENALTY OF PERJURY under the laws of the State of California that the foregoing paragraph is true and correct.

WITNESS my hand and official seal.

Signature _____

(Seal)

ATTACHMENT A – NORTH UPPER TRUCKEE ROAD LOCATION



**ATTACHMENT B – TRAFFIC CONTROL
2006 STANDARD PLAN T13**

