

	El Dorado County TIM Fee Zone 8 (EDH) <sup>1</sup>	El Dorado County TIM Fee Zones 2 & 3 (Cameron Park & Diamond Springs/El Dorado)	City of Folsom Road Fees (North of US 50) <sup>2</sup>	City of Folsom Road Fees (South of US 50) <sup>3</sup>	City of Rancho Cordova <sup>4</sup> (Area 2)	Placer County Traffic Fee <sup>5</sup> (Granite Bay)	Interim Fee Alt. 1 <sup>6</sup>		Interim Fee Alt. 2 <sup>7</sup>	
							Zone 2 & 3 (Cameron Park & Diamond Springs/El Dorado)	Zone 8 (EDH)	Zone 2 & 3 (Cameron Park & Diamond Springs/El Dorado)	Zone 8 (EDH)
General Commercial (per sq. ft.)	\$8.66	\$6.15	\$12.03	\$17.88	\$12.32	\$11.30	\$16.19	\$15.26	\$12.95	\$12.21
Office (per sq. ft.)	\$5.60	\$3.97	\$5.23	\$12.72	\$9.43	\$29.69	\$10.48	\$9.88	\$8.38	\$7.90
Industrial (per sq. ft.)	\$3.91	\$2.77	\$5.23	\$12.72	\$4.80	\$6.76	\$7.30	\$6.89	\$5.84	\$5.51
Single Family Dwelling Unit	\$29,293	\$20,769	\$8,009	\$12,360	\$16,742	\$7,426	\$31,740	\$29,927	\$31,740	\$29,927
Multi-Family Dwelling Unit	\$18,162	\$12,877	\$5,606	\$10,113	\$11,719	\$4,604	\$19,679	\$18,555	\$19,679	\$18,555

<sup>1</sup> 2019 Annual Update – Effective Date 7/15/19; Zone 8 (EDH) has the highest fees, Zone 1 (East County) is the lowest (General Commercial - \$1.37 per sf, Office - \$0.89 per sf, Industrial - \$0.62 per sf, Single Family DU - \$4,651)

<sup>2</sup> City of Folsom Road Fees ([https://www.folsom.ca.us/community/engineering/forms\\_n\\_resources.asp](https://www.folsom.ca.us/community/engineering/forms_n_resources.asp))

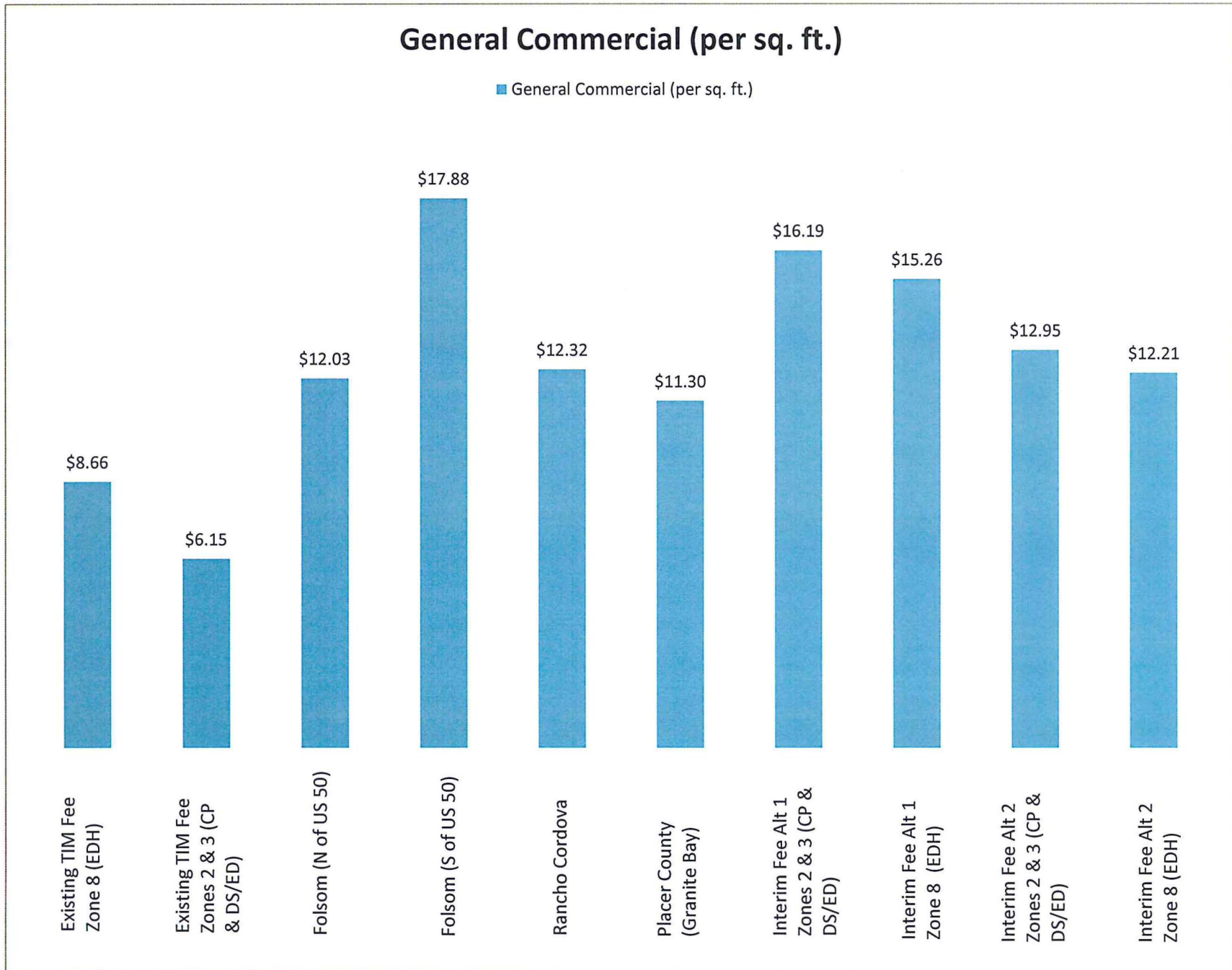
<sup>3</sup> City of Folsom - Folsom Plan Area Specific Plan Infrastructure Fees - On & Off Site Roadways ([https://www.folsom.ca.us/community/engineering/forms\\_n\\_resources.asp](https://www.folsom.ca.us/community/engineering/forms_n_resources.asp))

<sup>4</sup> City of Rancho Cordova – Updated Fees January 1, 2018; Area 1 is In-fill (Gen. Comm. - \$9.52 per sf, Office - \$9.32 per sf, Industrial - \$4.80 per sf, Single Family DU - \$10,134), Area 2 is New Development

<sup>5</sup> Placer County Countywide Traffic Fee Program Schedule, July 1, 2018; Granite Bay has the highest fees; Foresthill (Non-residential) is the lowest (Gen. Comm. - \$3.95 per sf, Office - \$10.30 per sf, Industrial - \$2.37 per sf). Values are converted to per square foot value. (<https://www.placer.ca.gov/1741/Traffic-Impact-Fee-Program>) These fees will increase at the end of July 2019 by an average of 2.3%

<sup>6</sup> Proposed Interim TIM Fee Update - Alternative 1: Reduced Grant Funding and No Funds Allocated to Non-Residential Offset

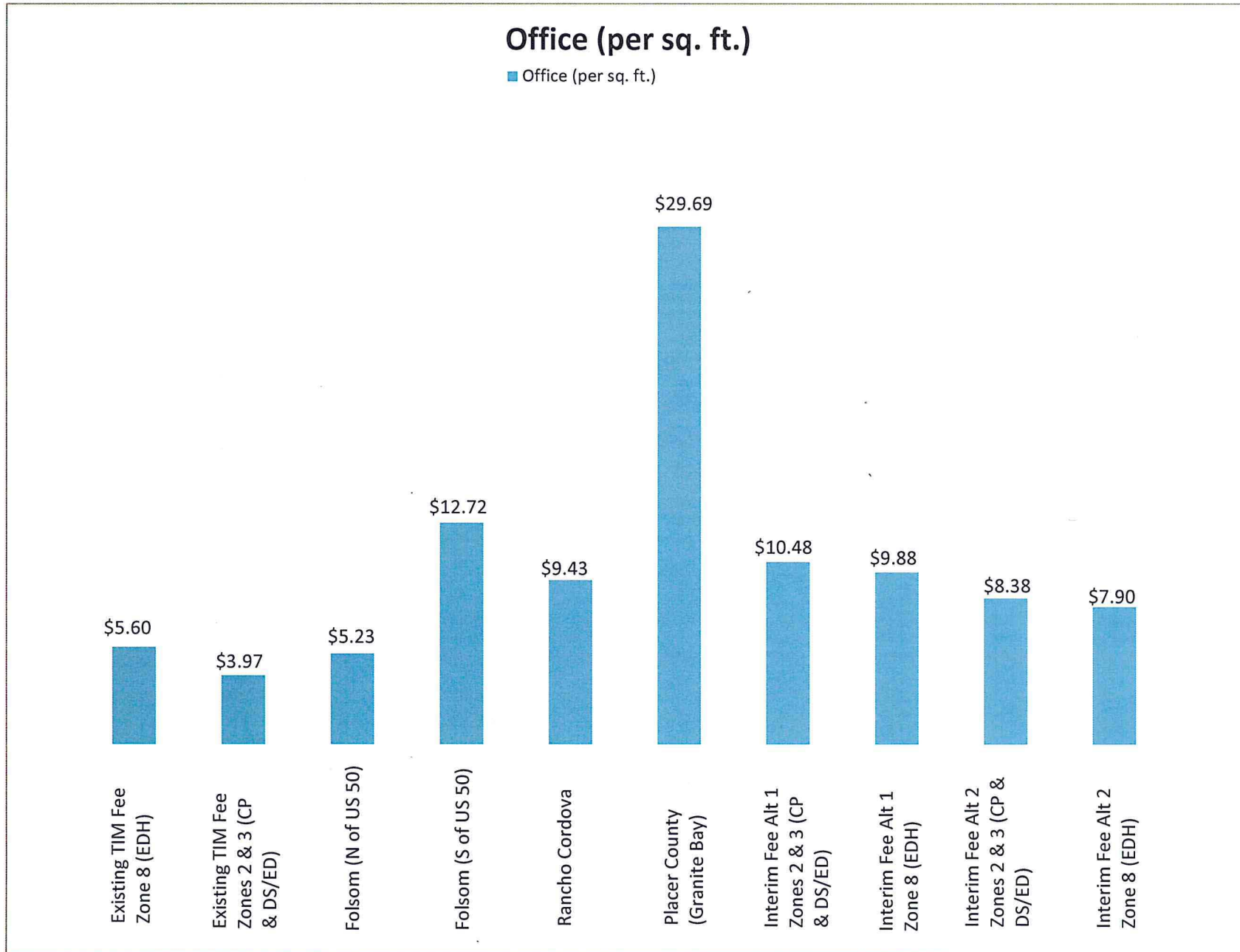
<sup>7</sup> Proposed Interim TIM Fee Update - Alternative 2: Reduced Grant Funding and Funds Allocated to Non-Residential Offset for 20% Reduction



Proposed Interim Fee Alt 1 - Reduced Grant Funding and No Funds Allocated to Non-Residential Offset

Proposed Interim Fee Alt 2 - Reduced Grant Funding and Funds Allocated to Non-Residential Offset for 20% Reduction

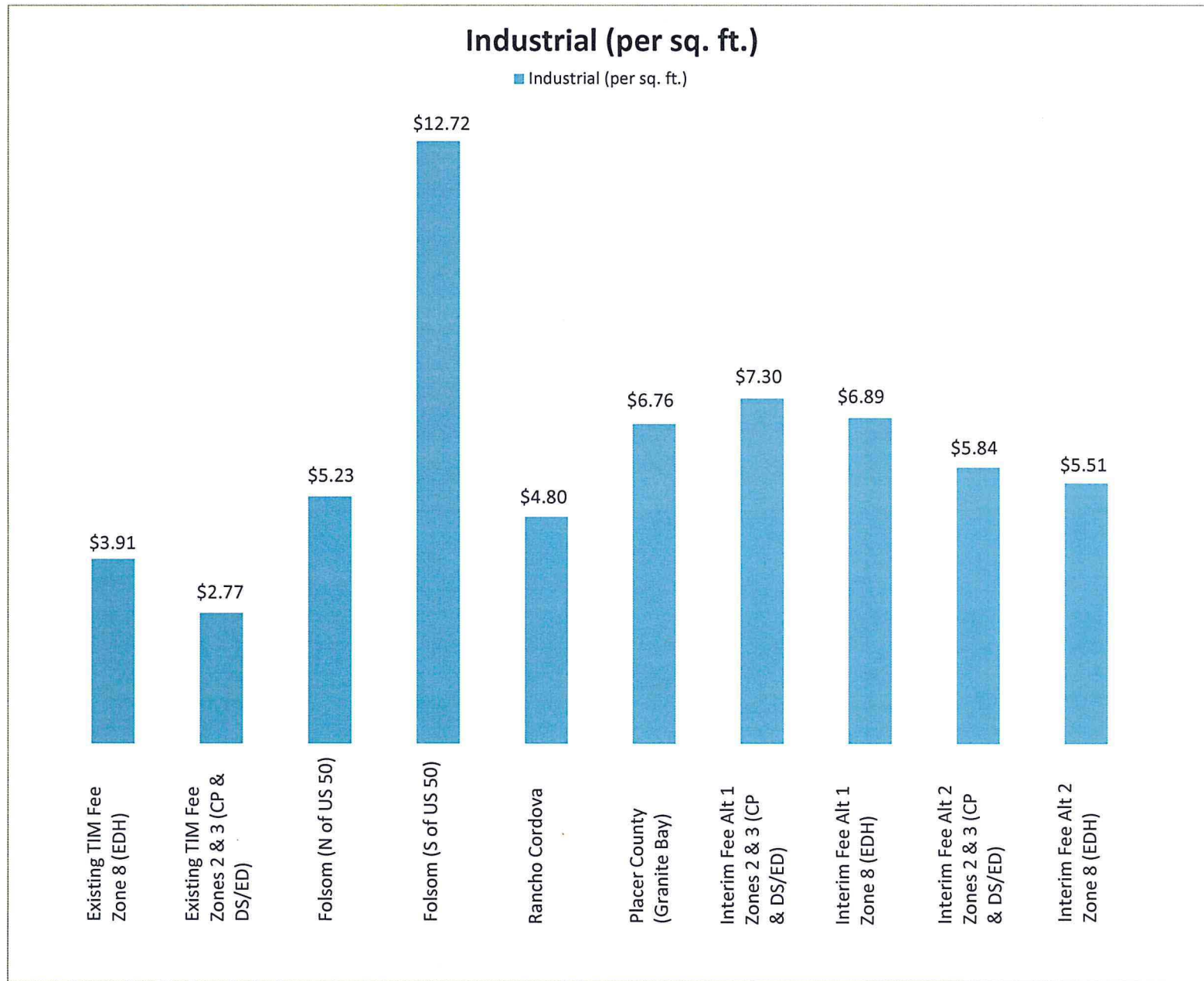
As of July 15, 2019



Proposed Interim Fee Alt 1 - Reduced Grant Funding and No Funds Allocated to Non-Residential Offset

Proposed Interim Fee Alt 2 - Reduced Grant Funding and Funds Allocated to Non-Residential Offset for 20% Reduction

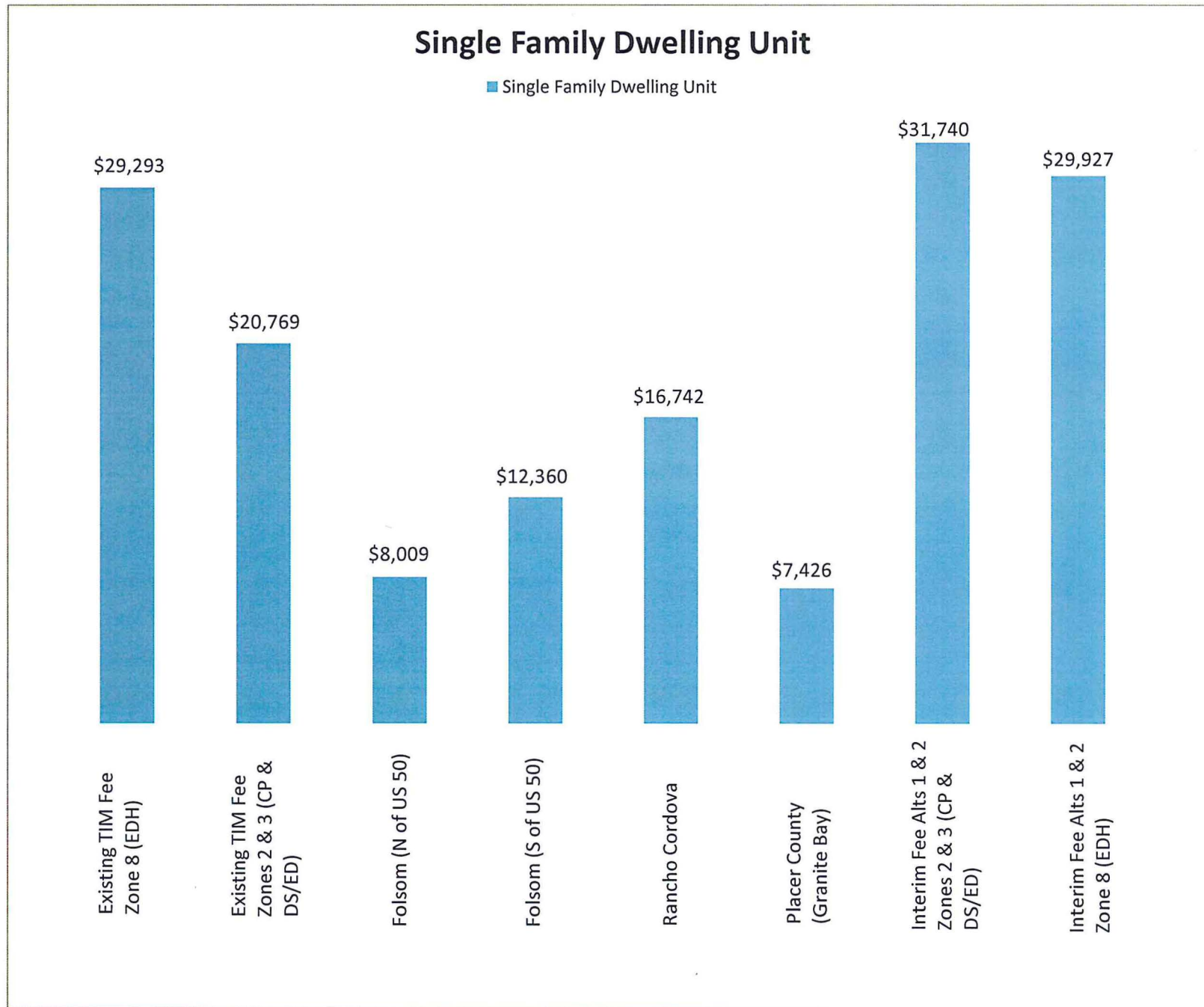
As of July 15, 2019



Proposed Interim Fee Alt 1 - Reduced Grant Funding and No Funds Allocated to Non-Residential Offset

Proposed Interim Fee Alt 2 - Reduced Grant Funding and Funds Allocated to Non-Residential Offset for 20% Reduction

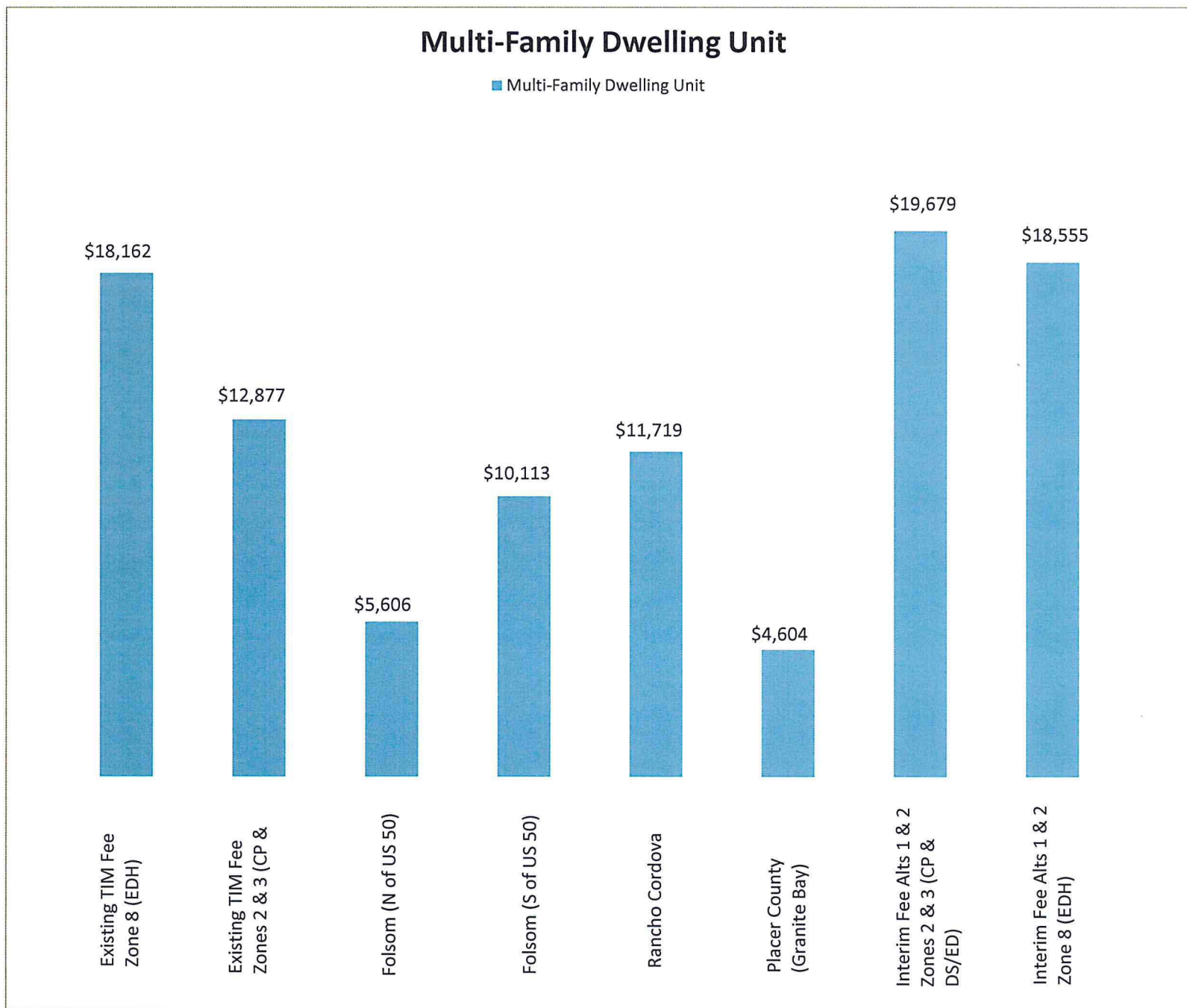
As of July 15, 2019



Proposed Interim Fee Alt 1 - Reduced Grant Funding and No Funds Allocated to Non-Residential Offset

Proposed Interim Fee Alt 2 - Reduced Grant Funding and Funds Allocated to Non-Residential Offset for 20% Reduction

As of July 15, 2019



Proposed Interim Fee Alt 1 - Reduced Grant Funding and No Funds Allocated to Non-Residential Offset

Proposed Interim Fee Alt 2 - Reduced Grant Funding and Funds Allocated to Non-Residential Offset for 20% Reduction

As of July 15, 2019