

COUNTY OF EL DORADO, CALIFORNIA

DEPARTMENT OF TRANSPORTATION

CONTRACT DOCUMENTS

INCLUDING

NOTICE TO BIDDERS, SPECIAL PROVISIONS,
PROPOSAL AND CONTRACT

FOR

CONSTRUCTION OF

**CHRISTMAS VALLEY PHASE 2B
EROSION CONTROL PROJECT**

**CONTRACT NO. PW 09-30488
CIP NO. 95189**

APRIL 2010

FOR USE WITH

STATE OF CALIFORNIA, DEPARTMENT OF TRANSPORTATION, CALTRANS

STANDARD SPECIFICATIONS, MAY 2006

STANDARD PLANS, MAY 2006

AMENDMENTS TO MAY 2006 STANDARD SPECIFICATIONS

BID OPENING DATE: JUNE 4, 2010

**DEPARTMENT OF TRANSPORTATION
COUNTY OF EL DORADO, STATE OF CALIFORNIA**

**CHRISTMAS VALLEY PHASE 2B
EROSION CONTROL PROJECT**

CONTRACT NO. PW 09-30488
CIP NO. 95189

TABLE OF CONTENTS

PROFESSIONAL ENGINEER’S SIGNATURE PAGE.....	1
NOTICE TO BIDDERS	N-1
NOTICE IS HEREBY GIVEN	N-1
LOCATION/DESCRIPTION OF THE WORK	N-1
OBTAINING OR INSPECTING CONTRACT DOCUMENTS	N-2
CONTRACTOR’S LICENSE CLASSIFICATION.....	N-2
BUSINESS LICENSE.....	N-2
REQUIRED LISTING OF PROPOSED SUBCONTRACTORS	N-2
BUY AMERICA.....	N-2
DISADVANTAGED BUSINESS ENTERPRISE (DBE) PARTICIPATION.....	N-2
NONDISCRIMINATION	N-3
PREVAILING WAGE REQUIREMENTS	N-3
BID SECURITY	N-4
BID PROTEST PROCEDURE	N-4
AWARD OF CONTRACT.....	N-5
RETAINAGE FROM PAYMENTS	N-5
PROJECT ADMINISTRATION.....	N-5
PROPOSAL	P-1
NAME OF BIDDER	P-1
PROPOSAL PAY ITEMS AND BID PRICE SCHEDULE	P-4
EQUAL EMPLOYMENT OPPORTUNITY CERTIFICATION	P-8
SMALL BUSINESS STATUS	P-9
SUBCONTRACTORS LISTING	P-10
PUBLIC CONTRACT CODE SECTION 10162 QUESTIONNAIRE.....	P-11
PUBLIC CONTRACT CODE SECTION 10232 STATEMENT.....	P-11
NONCOLLUSION AFFIDAVIT	P-12
DEBARMENT AND SUSPENSION CERTIFICATION, UNITED STATES DEPARTMENT OF AGRICULTURE (USDA) UNIFORM FEDERAL ASSISTANCE REGULATIONS, 7 CFR 3016, UNIFORM ADMINISTRATIVE REQUIREMENTS FOR GRANTS AND COOPERATIVE AGREEMENTS TO STATE AND LOCAL GOVERNMENTS, AND EXECUTIVE ORDER 12549	P-13
NON-LOBBYING CERTIFICATION FOR FEDERAL-AID CONTRACTS.....	P-14
DISCLOSURE OF LOBBYING ACTIVITIES.....	P-15
INSTRUCTIONS FOR COMPLETION OF SF-LLL, DISCLOSURE OF LOBBYING ACTIVITIES.....	P-16
PUBLIC CONTRACT CODE SECTION 10285.1 STATEMENT	P-17
ADDENDA.....	P-18
BIDDER’S BOND	
BIDDER’S BOND	
AGREEMENT	C-1
THE WORK.....	C-1

CONTRACT DOCUMENTS.....	C-1
COVENANTS AND CONTRACT PRICE	C-2
COMMENCEMENT AND COMPLETION	C-2
INDEMNITY.....	C-3
GUARANTEES.....	C-3
VENUE	C-3
ASSIGNMENT OF ANTITRUST ACTIONS	C-4
TERMINATION BY COUNTY FOR CONVENIENCE	C-4
TERMINATION BY COUNTY FOR CAUSE	C-4
WORKERS' COMPENSATION CERTIFICATION.....	C-5
WARRANTY.....	C-5
RETAINAGE.....	C-6
DISADVANTAGED BUSINESS ENTERPRISE (DBE) PROGRAM.....	C-6
PROMPT PAYMENT OF SUBCONTRACTORS	C-6
PREVAILING WAGE REQUIREMENTS	C-7
CONTRACTOR ASSURANCES	C-8
BUSINESS LICENSE.....	C-8
CONTRACT ADMINISTRATOR	C-9
RETENTION AND ACCESS TO RECORDS.....	C-9
PROTECTION OF ENVIRONMENT.....	C-9
BUY AMERICA REQUIREMENTS.....	C-9
AUTHORIZED SIGNATURES	C-10
EXHIBIT A CONTRACTOR'S BID AND BID SCHEDULE.....	C-12

**PAYMENT BOND
PERFORMANCE BOND**

**CALIFORNIA FORM 590 – WITHHOLDING EXEMPTION CERTIFICATE
FEDERAL W-9 – REQUEST FOR TAXPAPER IDENTIFICATION NUMBER AND CERTIFICATION**

SPECIAL PROVISIONS

SECTION 1.	SPECIFICATIONS AND PLANS	SP-1
1-1.01	GENERAL	SP-1
1-1.02	DEFINITIONS AND TERMS	SP-1
1-1.03	AMENDMENTS TO THE STANDARD SPECIFICATIONS	SP-2
SECTION 2.	PROPOSAL REQUIREMENTS AND CONDITIONS.....	SP-3
2-1.01	GENERAL	SP-3
2-1.01A	BASE BID AND ADDITIVE ALTERNATE BID.....	SP-4
2-1.02	REQUIRED LISTING OF PROPOSED SUBCONTRACTORS	SP-4
2-1.03	DISADVANTAGED BUSINESS ENTERPRISE (DBE).....	SP-4
2-1.04	NOT USED.....	SP-5
2-1.05	FEDERAL LOBBYING RESTRICTIONS	SP-5
2-1.06	BID PROTEST PROCEDURE	SP-5
SECTION 3.	AWARD AND EXECUTION OF CONTRACT.....	SP-6
3-1.01	GENERAL	SP-6
3-1.02	AWARD OF CONTRACT.....	SP-6
3-1.03	EXECUTION OF CONTRACT	SP-7
SECTION 4.	BEGINNING OF WORK, TIME OF COMPLETION AND LIQUIDATED DAMAGES	SP-8
4-1.01	GENERAL	SP-8
4-1.02	CONSTRUCTION SCHEDULE AND WORK HOURS.....	SP-8
4-1.02A	COMMENCEMENT OF WORK REQUIREMENTS.....	SP-9
4-1.03	CONTRACTOR SUBMITTALS	SP-9
4-1.04	PRE-CONSTRUCTION CONFERENCE AND WEEKLY MEETINGS.....	SP-11
4-1.05	PROSECUTION AND PROGRESS.....	SP-11
SECTION 5.	GENERAL.....	SP-11
5-1.01	NOT USED.....	SP-11

5-1.02	NOT USED.....	SP-11
5-1.03	LINES AND GRADES	SP-11
5-1.04	CONTRACT BONDS	SP-12
5-1.05	COST REDUCTION INCENTIVE.....	SP-12
5-1.06	LABOR NONDISCRIMINATION	SP-12
5-1.07	PREVAILING WAGE.....	SP-12
5-1.08	APPRENTICES	SP-13
5-1.09	CERTIFIED PAYROLL.....	SP-13
5-1.10	DISPUTES RESOLUTION.....	SP-14
5-1.11	RECORDS	SP-14
5-1.12	RECORDS EXAMINATION AND AUDIT REQUIREMENTS.....	SP-15
5-1.13	SUBCONTRACTING	SP-15
5-1.14	PROMPT PROGRESS PAYMENT TO SUBCONTRACTORS.....	SP-15
5-1.15	PAYMENTS.....	SP-15
5-1.16	PAYMENT OF WITHHELD FUNDS	SP-16
5-1.17	MEASUREMENT AND PAYMENT	SP-16
5-1.18	INTEREST ON PAYMENTS	SP-16
5-1.19	PUBLIC SAFETY	SP-17
5-1.20	TESTING.....	SP-18
5-1.21	REMOVAL OF ASBESTOS AND HAZARDOUS SUBSTANCES.....	SP-19
5-1.22	SOUND CONTROL REQUIREMENTS.....	SP-19
5-1.23	NOT USED.....	SP-19
5-1.24	NOT USED.....	SP-19
5-1.25	PROJECT APPEARANCE.....	SP-19
5-1.26	CONTRACTOR'S RESPONSIBILITY FOR MATERIALS	SP-19
5-1.27	LAKE, STREAM, AND AIR POLLUTION	SP-19
5-1.28	UTILITIES.....	SP-20
5-1.29	NOT USED.....	SP-21
5-1.30	NOT USED.....	SP-21
5-1.31	NOT USED.....	SP-21
5-1.32	FINAL INSPECTION	SP-22
5-1.33	ACCEPTANCE OF CONTRACT.....	SP-22
5-1.34	REPAIR AND CORRECTION	SP-22
5-1.35	ACCESS FOR INSPECTION OF WORK	SP-22
5-1.36	STORAGE OF EQUIPMENT, MATERIALS, SUPPLIES, ETC.....	SP-22
5-1.37	COORDINATION WITH PROPERTY OWNERS.....	SP-23
5-1.38	SAFETY AND HEALTH PROVISIONS	SP-23
5-1.39	ARCHAEOLOGICAL DISCOVERIES	SP-24
5-1.40	EMPLOYEE CHEMICAL EXPOSURES.....	SP-25
5-1.41	DISPOSAL OF WATER	SP-25
5-1.42	UTILITIES REQUIRED BY CONTRACTOR	SP-25
5-1.43	CONSTRUCTION INSPECTION AND CONTRACT ADMINISTRATION	SP-25
5-1.44	HIGHWAY CONSTRUCTION EQUIPMENT	SP-25
5-1.45	SITE INVESTIGATION AND REPRESENTATION.....	SP-26
5-1.46	ASSIGNMENT OF ANTITRUST ACTIONS	SP-26
5-1.47	PERSONAL LIABILITY	SP-27
5-1.48	SAFETY PROVISIONS	SP-27
5-1.49	CERTIFICATES OF COMPLIANCE	SP-27
5-1.50	LOCAL, STATE, AND FEDERAL AGENCIES' CONDITIONS OF APPROVAL AND PERMITS.....	SP-28
5-1.51	DUST AND TRACKING CONTROL.....	SP-28
5-1.52	SPILL CONTINGENCY PLAN.....	SP-29
5-1.53	CONSTRUCTION STAKING	SP-29
5-1.54	NOT USED.....	SP-31
5-1.55	PERFORMANCE OF DBE SUBCONTRACTORS AND SUPPLIERS.....	SP-31
5-1.56	COPYRIGHTS AND PATENTS	SP-31
5-1.57	ENERGY CONSERVATION	SP-32
SECTION 6.	(NOT USED)	SP-32
SECTION 7.	CONTRACTOR'S INSURANCE.....	SP-32

7-1.01	GENERAL INSURANCE REQUIREMENTS	SP-32
7-1.02	PROOF OF INSURANCE REQUIREMENTS	SP-32
7-1.03	INSURANCE NOTIFICATION REQUIREMENTS.....	SP-33
7-1.04	ADDITIONAL STANDARDS	SP-33
7-1.05	COMMENCEMENT OF PERFORMANCE.....	SP-33
7-1.06	MATERIAL BREACH	SP-33
7-1.07	REPORTING PROVISIONS	SP-33
7-1.08	PRIMARY COVERAGE.....	SP-34
7-1.09	PREMIUM PAYMENTS.....	SP-34
7-1.10	POLICY DEDUCTIBLES	SP-34
7-1.11	CONTRACTOR'S OBLIGATIONS	SP-34
7-1.12	GOVERNING PRECEDENCE	SP-34
SECTION 8.	MATERIALS.....	SP-34
8-1.01	BUY AMERICA REQUIREMENTS.....	SP-34
8-1.02	PREQUALIFIED AND TESTED SIGNING AND DELINEATION MATERIALS.....	SP-35
8-1.03	TEST METHODS.....	SP-40
8-2.00	FREEZE-THAW REQUIREMENTS	SP-40
SECTION 9.	DESCRIPTION OF WORK	SP-41
SECTION 10.	CONSTRUCTION DETAILS	SP-42
10-1.00	DESCRIPTION OF CONTRACT ITEMS	SP-42
10-1.01	ORDER OF WORK.....	SP-72
10-1.02	NOT USED.....	SP-72
10-1.03	MAINTAINING TRAFFIC	SP-72
10-1.04	TRAFFIC CONTROL PLAN	SP-75
10-1.05	NOT USED.....	SP-75
10-1.06	NOT USED.....	SP-75
10-1.07	CLEARING AND GRUBBING	SP-75
10-1.08	NOT USED.....	SP-76
10-1.09	WATERING.....	SP-76
10-1.10	EXCAVATING AND GRADING.....	SP-76
10-1.11	NOT USED.....	SP-82
10-1.12	AGGREGATE BASE, CLASS 2	SP-82
10-1.13	NOT USED.....	SP-82
10-1.14	ASPHALTIC EMULSION (PAINT BINDER).....	SP-83
10-1.15	ASPHALT CONCRETE.....	SP-83
10-1.16	ARTICULATED CONCRETE BLOCK.....	SP-84
10-1.17	CULVERT, CMP STRUCTURES, PERFORATED PIPE, AND DRAIN BASINS	SP-84
10-1.18	FLARED END SECTIONS	SP-86
10-1.19	CONCRETE STRUCTURES	SP-86
10-1.20	DEWATERING.....	SP-87
10-1.21	ROCK SPECIFICATIONS.....	SP-87
10-1.22	DISTURBANCE AND REVEGETATION.....	SP-89
10-1.23	EROSION CONTROL BLANKET, TURF REINFORCEMENT MAT, AND FILTER FABRIC.....	SP-89
10-1.24	TEMPORARY EROSION CONTROL AND STORM WATER POLLUTION PREVENTION PLAN (SWPPP).....	SP-90
10-1.25	CLEANUP	SP-95
10-1.26	SHORING AND EXCAVATION PLAN	SP-95
10-1.27	TIMBER REMOVAL PRACTICES.....	SP-96
SECTION 11.	(NOT USED)	SP-97
SECTION 12.	(NOT USED)	SP-97
SECTION 13.	(NOT USED)	SP-97
SECTION 14.	FEDERAL PREVAILING WAGES	SP-97
14-1.01	GENERAL	SP-98
	FEDERAL PREVAILING WAGES.....	SP-99

APPENDIX A – AMENDMENTS TO MAY 2006 STANDARD SPECIFICATIONS

APPENDIX B – SPILL CONTINGENCY PLAN FROM SWPPP

APPENDIX C – STANDARD PLANS

**APPENDIX D – CALIFORNIA REGIONAL WATER QUALITY CONTROL BOARD-LAHONTAN REGION
BOARD ORDER R6T-2005-007**

APPENDIX E – TAHOE REGIONAL PLANNING AGENCY PERMIT

APPENDIX F – U.S. DEPARTMENT OF AGRICULTURE FOREST SERVICE SPECIAL USE PERMIT

APPENDIX G – UNITED STATES ARMY CORPS OF ENGINEERS GENERAL PERMIT NO. 16

COUNTY OF EL DORADO

DEPARTMENT OF TRANSPORTATION



TAHOE ENGINEERING:
924B Emerald Bay Road
South Lake Tahoe, CA 96150
Phone: (530) 573-7900
Fax: (530) 541-7049

JAMES W. WARE, P.E.
Director of Transportation

Internet Web Site:
<http://edcgov.us/dot>


MAIN OFFICE:
2850 Fairlane Court
Placerville CA 95667
Phone: (530) 621-5900
Fax: (530) 626-0387



These Contract Documents provided herein have been prepared by or under the direction of the following registered person:

A handwritten signature in black ink, appearing to read "Donald S. Palaroan".

CIVIL ENGINEER, RCE #C66083
Donald S. Palaroan, P.E.
Senior Civil Engineer



COUNTY OF EL DORADO, CALIFORNIA
DEPARTMENT OF TRANSPORTATION

NOTICE TO BIDDERS

NOTICE IS HEREBY GIVEN

By the County of El Dorado, State of California, that sealed bids for work in accordance with the Project Plans (Plans) and Contract Documents designated:

CHRISTMAS VALLEY PHASE 2B EROSION CONTROL PROJECT

**CONTRACT NO. PW 09-30488
CIP NO. 95189**

will be received at the County of El Dorado Department of Transportation in South Lake Tahoe, California, at 924B Emerald Bay Road, until **June 4, 2010, at 2:00 PM**, at which time bids will be publicly opened and read by the County of El Dorado Department of Transportation.

No Bid may be withdrawn after the time established for receiving bids or before the award and execution of the Contract, unless the award is delayed for a period exceeding sixty (60) calendar days. Bids shall be executed in accordance with the instructions given and forms provided in the bound Contract Documents furnished by the County of El Dorado Department of Transportation. The Proposal shall not be detached and shall be submitted with the Contract Documents bid package in its entirety. All bids must be clearly marked on the envelope:

**“PROPOSAL FOR THE
CHRISTMAS VALLEY PHASE 2B EROSION CONTROL PROJECT”
CONTRACT NO. PW 09-30488
CIP NO. 95189**

TO BE OPENED AT 2:00 PM, Friday, June 4, 2010

LOCATION/DESCRIPTION OF THE WORK

The Project area is located in eastern El Dorado County, in the Tahoe Basin, east of the Upper Truckee River, and east and west of State Route 89. The Project area includes portions of the Tahoe Paradise Unit Nos. 52 through 58 and Sierra Park 2 Subdivisions.

The Work to be done is shown on the Plans, and generally consists of, but is not limited to:

- A. The Project will be bid as a Base Bid (Schedule A) and Additive Alternate Bid (Schedule B) in accordance with the Proposal and Special Provisions.
- B. Base Bid (Schedule A) consists of construction of erosion control improvements including sediment traps, culverts, and drainage channels. These improvements are proposed for construction on the following streets: Cebo Circle, Pomo Street, Cirugu Street, Shakori Drive, Han Street, and Blitzen Road (Sheets P-1 to P-4 and P-9 to P-11 of the Plans).
- C. Additive Alternate Bid (Schedule B) consists of construction of erosion control improvements including sediment traps, culverts, and drainage channels. These improvements are proposed for construction on the following streets: Mulberry Drive, Pinewood Drive, Lindenwood Drive, Cornelian Drive, Wasabe Drive, Han Street, and Blitzen Road (Sheets P-4 to P-8 and P-11 of the Plans).
- D. Other items or details not mentioned above, that are required by the Plans, Standard Specifications, or these Special Provisions, shall be performed, constructed, or installed.
- E. Bids are required for the entire Work described herein, including both Schedule A and Schedule B.
- F. The contract time shall be **FORTY (40) WORKING DAYS** if the work contained in both the Base Bid and the Additive Alternate Bid is awarded. The contract time shall be **TWENTY-FIVE (25) WORKING DAYS** if only the work contained in the Base Bid is awarded.

- G. For bonding purposes the anticipated project cost is less than \$450,000 for Base Bid (Schedule A) and the Additive Alternate Bid (Schedule B) is less than \$200,000.
- H. A non-mandatory pre-bid meeting will be held at the County of El Dorado Department of Transportation in South Lake Tahoe, California, at 924B Emerald Bay Road on Friday, May 28, 2010, at 2:00 P.M.

OBTAINING OR INSPECTING CONTRACT DOCUMENTS

The Contract Documents and Plans may be examined at the County of El Dorado Department of Transportation or may be purchased in person or by mail from the Department of Transportation, 924B Emerald Bay Road, South Lake Tahoe, California 96150. The purchase price of each set of Contract Documents and Plans is SIXTY dollars (\$60.00) for each set and is non-refundable. To receive Contract Documents and Plans by mail, send request and payment prior to shipping and include an additional TEN dollars (\$10.00), for a total of SEVENTY dollars (\$70.00), to include shipping and handling.

CONTRACTOR'S LICENSE CLASSIFICATION

Bidders shall be properly licensed to perform the Work pursuant to the Contractors' State License Law (Business and Professions Code section 7000 et seq.) and shall possess a **CLASS A** license or equivalent combination of Classes required by the categories and type of Work included in the Contract Documents and Plans at the time the Contract is awarded, and shall maintain a valid license through completion and acceptance of the Work including guarantee and acceptance period. If the Contractor possesses a Class A license instead of the equivalent combination of Classes required by the categories and type of work included in the Contract Documents and Plans, then the Contractor or a subcontractor must also possess a **CLASS C27** "Landscaping Contractor" license. Failure of the successful Bidder to obtain proper and adequate licensing for an award of the Contract shall constitute a failure to execute the Contract, and shall result in forfeiture of the Bidder's security.

BUSINESS LICENSE

The County Business License Ordinance provides that it is unlawful for any person to furnish supplies or services, or transact any kind of business in the unincorporated territory of El Dorado County without possessing a County Business License unless exempt under County Ordinance Code Section 5.08.070. The Bidder to whom an award is made shall comply with all of the requirements of the County Business License Ordinance, where applicable, prior to beginning work under this Contract and at all times during the term of this Contract.

REQUIRED LISTING OF PROPOSED SUBCONTRACTORS

Each Proposal shall have listed therein the name and address of each subcontractor, to whom the Bidder proposes to subcontract portions of the Work in an amount in excess of ½ of one percent of his total bid or \$10,000, whichever is greater, in accordance with the Subletting and Subcontracting Fair Practices Act, commencing with Section 4100 of the Public Contract Code. The Bidder shall also include in the Subcontractor Listing the work portion to be performed by each subcontractor listed. The work portion shall be shown by listing the bid item number, description, and percentage of each bid item subcontracted. The percentage of each bid item subcontracted may be submitted with the Bidder's bid or sent via email or fax to Donald Palaroan, County of El Dorado Department of Transportation, email-donald.palaroan@edcgov.us, fax-(530) 541-7049 by 4:00 P.M. on the first business day after the bid opening. The email or fax shall contain the name of each subcontractor submitted with the Bidder's bid along with the percentage of each bid item subcontracted. At the time of award, all listed subcontractors shall be properly licensed to perform their designated work. The Bidder's attention is invited to other provisions of the Act related to the imposition of penalties for a failure to observe its provisions by using unauthorized subcontractors or by making unauthorized substitutions.

BUY AMERICA

This project is subject to the "BUY AMERICA" provisions of the Surface Transportation Assistance Act of 1982, as amended by the Intermodal Surface Transportation Efficiency Act of 1991.

DISADVANTAGED BUSINESS ENTERPRISE (DBE) PARTICIPATION

The County of El Dorado affirms that in any contract entered into pursuant to this advertisement, disadvantaged business enterprises will be afforded full opportunity to submit bids in response to this invitation.

Bidder will take all necessary affirmative steps to assure that minority firms, women's business enterprises and labor surplus firms are used when possible. Pursuant to 7 CFR Part 3016.36(e)(2)(v), Bidder is required to utilize the services and assistance of the U.S. Small Business Administration, San Francisco District Office, Minority Enterprise Development Division, 455 Market Street, Sixth Floor, San Francisco, California 94105, Attn: Julie, Telephone - (415) 744-6808, and the U.S. Department of Commerce, Minority Business Development Agency, 221 Main Street, Suite 1280, San Francisco, California 94105, Telephone - (415) 744-3001, for assistance in locating DBE firms.

NONDISCRIMINATION

Attention is directed to the following Notice that is required by Chapter 5 of Division 4 of Title 2, California Code of Regulations.

NOTICE OF REQUIREMENT FOR NONDISCRIMINATION PROGRAM (GOVERNMENT CODE SECTION 12990)

Attention is further directed to the "Nondiscrimination Clause", set forth in Section 7-1.01A(4), "Labor Nondiscrimination," of the Standard Specifications, which is applicable to all nonexempt State contracts and subcontracts, and to the "Standard California Nondiscrimination Construction Contract Specifications" set forth therein. The specifications are applicable to all nonexempt State construction contracts and subcontracts of \$5,000 or more.

This Contract is subject to federal and state contract nondiscrimination and compliance requirements including Government Code, Section 12990, and shall be construed and interpreted in compliance with said provisions.

The Department of Transportation hereby notifies all Bidders that it will affirmatively insure that in any Contract entered into pursuant to this advertisement, disadvantaged business enterprises will be afforded full opportunity to submit bids in response to this invitation and will not be discriminated against on the grounds of race, color, or national origin in consideration for the award.

PREVAILING WAGE REQUIREMENTS

A. In accordance with the provisions of California Labor Code Sections 1770 et seq., including but not limited to sections 1773, 1773.1, 1773.2, 1773.6, and 1773.7, the general prevailing rate of wages in the County in which the Work is to be done has been determined by the Director of the California Department of Industrial Relations. These wage rates appear in the California Department of Transportation publication entitled General Prevailing Wage Rates. Interested parties can obtain the current wage information by submitting their requests to the Department of Industrial Relations, Division of Labor Statistics and Research, PO Box 420603, San Francisco CA 94142-0603, Telephone (415) 703-4708, or by referring to the website at <http://www.dir.ca.gov/DLSR/PWD>. The rates at the time of the bid advertisement date of a project will remain in effect for the life of the project in accordance with the California Code of Regulations, as modified and effective January 27, 1997.

B. Copies of the general prevailing rate of wages in the County in which the Work is to be done are also on file at the Department of Transportation's principal office, and are available upon request, and in the case of projects involving federal funds, federal wage requirements have been included in the Contract Documents.

C. In the case of federally funded projects, where federal and state prevailing wage requirements apply, compliance with both is required. This project is funded in whole or in part by federal funds. The Contractor's attention is directed to Section 14 of these Specifications and the requirements of, and compliance with, the Copeland Act (18 U.S.C. 874 and 29 CFR Part 3), the Davis-Bacon Act (40 U.S.C. 276a to 276a-7 and 29 CFR Part 5), and the Contract Work Hours and Safety Standards Act (40 U.S.C. 327-330 and 29 CFR Part 5).

D. In accordance with the provisions of Labor Code 1810, eight (8) hours of labor shall constitute a legal day's work upon all work done hereunder, and Contractor and any subcontractor employed under this Contract shall conform to and be bound by the provisions of Labor Code Sections 1810 through 1815.

If there is a difference between the minimum wage rates predetermined by the Secretary of Labor and the general prevailing wage rates determined by the Director of the California Department of Industrial Relations

for similar classifications of labor, the Contractor and subcontractors shall pay not less than the higher wage rate. The Department will not accept lower State wage rates not specifically included in the Federal minimum wage determinations. This includes "helper" (or other classifications based on hours of experience) or any other classification not appearing in the Federal wage determinations. Where Federal wage determinations do not contain the State wage rate determination otherwise available for use by the Contractor and subcontractors, the Contractor and subcontractors shall pay not less than the Federal minimum wage rate which most closely approximates the duties of the employees in question.

BID SECURITY

Two (2) separate bid securities shall be provided with each bid. One bid security shall be in an amount of not less than ten percent (10%) of the total amount of the Bid for Schedule A and a separate bid security shall be in an amount of not less than ten percent (10%) of the total amount of the Bid for Schedule B and each security shall be cash, a certified check, or cashier's check drawn to the order of the County of El Dorado or a Bidder's Bond executed by a surety satisfactory to the County of El Dorado and shall be **on the form provided in the Proposal section of these Contract Documents (do not detach the form)**. The Bidder to whom award is made shall provide Certificates of Insurance as required in Section 7 of the Special Provisions, and shall complete and submit the Performance Bond and Payment Bond forms contained in the Contract Documents.

BID PROTEST PROCEDURE

The protest procedure is intended to handle and resolve disputes related to the bid award for this project pursuant to Title 7 Code of Federal Regulations Chapter XXX Part 3016 and County of El Dorado policies and procedures. A protestor must exhaust all administrative remedies with the County of El Dorado before pursuing a protest with a Federal Agency. Reviews of protests by the Federal agency will be limited to:

- (i.) Violations of Federal law or regulations and the standards of 7 CFR Chapter XXX Part 3016. Violations of State of California or local law will be under the jurisdiction of the State of California or the County of El Dorado; and
- (ii.) Violation of the County of El Dorado's protest procedures for failure to review a complaint or protest. Protests received by the Federal agency other than those specified above will be referred to the County of El Dorado.

The protest procedure is an extension of the formal bid process and allows those who wish to protest the recommendation of an award after bid the opportunity to be heard. This procedure is available after the informal methods have failed to reach a solution.

Policy: Upon completion of the bid evaluation and concurrently with recommendation by the Department of Transportation to the Board of Supervisors for award, the Department of Transportation shall notify all bidders of the recommendation of award, the basis therefore, and the date and time on which the recommendation for award will be considered and acted upon by the Board of Supervisors. All bidders may attend the Board of Supervisors meeting at the time the agenda item is considered, address the Board of Supervisors and be heard.

Procedure: If a bidder wishes to protest the award, the procedure shall be as follows:

1. The Department of Transportation will review the bids received in a timely fashion under the terms and conditions of the Notice to Bidders, and notify the bidders in writing, at the address designated in the bid, of its recommendation including for award or rejection of bids ("All Bidders Letter").
2. Within five (5) working days from the date of the "All Bidders Letter," the bidder protesting the recommendation for award shall submit a letter of protest to the Department of Transportation, 924B Emerald Bay Road, South Lake Tahoe, CA 96150, and state in detail the basis and reasons for the protest. The bidder must provide facts to support the protest, including any evidence it wishes to be considered, together with the law, rule, regulation, or criteria on which the protest is based.
3. If the Department of Transportation finds the protest to be valid, it may modify its award recommendations and notify all bidders of that decision. If the Department of Transportation does not agree with the protest, or otherwise fails to resolve the protest, the Department of Transportation will notify the bid protestor and all

interested parties of its decision and the date and time that the recommendation for award will be agendized for the Board of Supervisors' consideration and action. The Department of Transportation shall also include in its report the details of the bid protest.

4. The bidder may attend the Board of Supervisors meeting at which the recommendation and bid protest will be considered. In the event that the bidder is not in attendance at that time, the bid protest may be dismissed by the Board of Supervisors without further consideration. If the bidder is in attendance, the Board of Supervisors will take comment from the bidder, staff, and members of the public who wish to speak on the item.

At its discretion, the County of El Dorado may accept or reject any bids. The decision of the Board of Supervisors shall be final in accepting or rejecting the bid protest, awarding the bid, or rejecting any or all bids.

AWARD OF CONTRACT

Bids will be considered for award by the Board of Supervisors. The County of El Dorado reserves the right after opening bids to reject any or all bids, to waive any irregularity in a bid, or to make award to the lowest responsive, responsible Bidder and reject all other bids, as it may best serve the interest of the County.

The contract will be awarded based on the total bid for both the Base Bid (Schedule A) and the Additive Alternate Bid (Schedule B). The County reserves the right to reject all bids or to award either the Base Bid (Schedule A) only or to award both the Base Bid (Schedule A) and the Additive Alternate Bid (Schedule B) work to the successful low bidder.

As a condition of award, the successful Bidder will be required to submit bonds and evidence of insurance prior to execution of the Agreement by the County. Failure to meet this requirement shall constitute abandonment of the Bid by the Bidder and forfeiture of the Bidder's security. Award will then be made to the next lowest responsible Bidder.

RETAINAGE FROM PAYMENTS

Provided that federal regulations and policies applying to this Contract allow for substitution, the Contractor may elect to receive one hundred percent (100%) of payments due under the Contract from time to time, without retention of any portion of the payment by the County, by depositing securities of equivalent value with the County in accordance with the provisions of Section 22300 of the Public Contract Code. Securities eligible for deposit hereunder shall be limited to those listed in Section 16430 of the Government Code, or bank or savings and loan certificates of deposit.

PROJECT ADMINISTRATION

All communications relative to the Contract Documents and Plans shall be directed to Donaldo Palaroan at the County of El Dorado Department of Transportation, 924B Emerald Bay Road, South Lake Tahoe, CA 96150, telephone-(530) 573-7920, email-donaldo.palaroan@edcgov.us. No oral responses to any questions concerning the content of the Plans and Contract Documents will be given. All responses will be in the form of written addenda to the Contract Documents and Plans or written responses to bidders' inquiries. Responses and addenda will be posted on the Department of Transportation website at www.edcgov.us/DOT/bids.html. It is the Bidders' responsibility to check this website for responses and addenda during the bid period.

BY ORDER OF the Director of the Department of Transportation, County of El Dorado, State of California.

Authorized by the Board of Supervisors on _____, 2010 at Placerville, California.

By _____
James W. Ware, P.E.
Director of Transportation

(Because some colored inks will not reproduce in copy machines, please use black ink to complete this Proposal)

PROPOSAL

(to be attached to and submitted with this bound Contract Document bid package)

**TO: THE DEPARTMENT OF TRANSPORTATION,
COUNTY OF EL DORADO,
STATE OF CALIFORNIA**

for the construction of
CHRISTMAS VALLEY PHASE 2B EROSION CONTROL PROJECT

**CONTRACT NO. PW 09-30488
CIP NO. 95189**

NAME OF BIDDER

BUSINESS P.O. BOX

CITY, STATE, ZIP

BUSINESS STREET ADDRESS

CITY, STATE, ZIP

(Please include even if P.O. Box used)

TELEPHONE NO: AREA CODE () _____

FAX NO: AREA CODE () _____

The work for which this Proposal is submitted is for the construction in accordance with these Contract Documents (including the payment of not less than the State general prevailing wage rates or Federal minimum wage rates set forth herein), the Project Plans described below, including any addenda thereto, the Contract annexed hereto, and also in accordance with the California Department of Transportation Standard Plans, dated May 2006, the Standard Specifications, dated May 2006, Amendments to the May 2006 Standard Specifications, standard drawings from the Design and Improvement Standards Manual of the County of El Dorado, revised March 8, 1994 including Resolutions 199-91 and 54-94 to adopt changes to the Design and Improvement Standards Manual, the Labor Surcharge and Equipment Rental Rates in effect on the date the work is accomplished, and in accordance with the General Prevailing Wage rates. The Project Plans and Contract Documents for the work to be done are entitled:

CHRISTMAS VALLEY PHASE 2B EROSION CONTROL PROJECT
CONTRACT NO. PW 09-30488
CIP NO. 95189

Bids are to be submitted for the entire work including both the **Base Bid (Schedule A)** and the **Additive Alternate Bid (Schedule B)**. The amount of the bid for comparison purposes will be the total of all the items in both **Base Bid (Schedule A)** and the **Additive Alternate Bid (Schedule B)**. Inclusion or omission of the work contained in the Additive Alternate Bid (Schedule B) will be determined in accordance with the Special Provisions. Failure to submit bids for the entire work, including the Base Bid (Schedule A) and the Additive Alternate Bid (Schedule B) will result in the bid being deemed non-responsive.

The Bidder shall set forth for each unit basis item of work a unit price and a total for the item, and for each lump sum item a total for the item, all in clearly legible figures in the respective spaces provided for this purpose. In the case of unit basis items, the amount set forth under the "Item Total" column shall be the product of the unit price bid and the estimated quantity for the item.

In case of discrepancy between the item price and the total set forth for a unit basis item, the unit price shall prevail, except as provided in (a) or (b), as follows:

(a) If the amount set forth as a unit price is unreadable or otherwise unclear, or is omitted, or is the same as the amount of the entry in the item total column, then the amount set forth in the total column for the item shall prevail and shall be divided by the estimated quantity for the item and the price thus obtained shall be the unit price;

(b) (Decimal Errors) If the product of the entered unit price and the estimated quantity is exactly off by a factor of ten, one hundred, etc., or one-tenth, or one-hundredth, etc., from the entered total, the discrepancy will be resolved by using the entered unit price or item total, whichever most closely approximates percentage wise the unit price or item total in the Department's Final Estimate of cost.

If both the unit price and the item total are unreadable or otherwise unclear, or are omitted, the bid may be deemed irregular. Likewise if the item total for a lump sum item is unreadable or otherwise unclear, or is omitted, the bid may be deemed irregular unless the project being bid has only a single item and a clear, readable total bid is provided.

Symbols such as commas and dollar signs will be ignored and have no mathematical significance in establishing any unit price or item total or lump sums. Written unit prices, item totals, and lump sums will be interpreted according to the number of digits and, if applicable, decimal placement. Cents symbols also have no significance in establishing any unit price or item total since all figures are assumed to be expressed in dollars and/or decimal fractions of a dollar. Bids on lump sum items shall be item totals only; if any unit price for a lump sum item is included in a bid and it differs from the item total, the items total shall prevail.

The foregoing provisions for the resolution of specific irregularities cannot be so

comprehensive as to cover every omission, inconsistency, error, or other irregularity which may occur in a bid. Any situation not specifically provided for will be determined at the discretion of the County of El Dorado, and that discretion will be exercised in the manner deemed by the County of El Dorado to best protect the public interest in the prompt and economical completion of the work. The decision of the County of El Dorado respecting the amount of a bid, or the existence or treatment of any irregularity in a bid, shall be final.

If this Proposal is accepted and the undersigned Bidder shall fail to enter into the Contract and furnish the two bonds in the sums required by the State Contract Act, with surety rider(s), if applicable, in accordance with Section 5-1.04, "Contract Bonds" of the Special Provisions, with surety satisfaction to the County of El Dorado within five (5) days, not including Saturdays, Sundays, and legal holidays, of the date of the Notice of Award of Contract letter from the County of El Dorado that the Contract has been awarded, the County of El Dorado may, at its option, determine that the Bidder has abandoned the Contract, and thereupon this Proposal and the acceptance thereof shall be null and void and the forfeiture of such security accompanying this Proposal shall operate and the same shall be the property of the County of El Dorado.

Attention! The undersigned Bidder acknowledges that: a bid security must be in an amount of not less than ten percent (10%) of the total amount of the Bid for Schedule A and a separate bid security must be in an amount not less than ten percent (10%) of the total amount of the Bid for Schedule B.

The undersigned, as Bidder, declares under penalty of perjury under the laws of the State of California that the only persons or parties interested in this Proposal, as principals, are those named herein; that this Proposal is made without collusion with any other person, firm, or corporation; that it has carefully examined the location of the proposed work, the annexed proposed form of Contract, and the Project Plans therein referred to; and that it proposes, and agrees if this Proposal is accepted, that it will contract with the County of El Dorado, in the form of the copy of the Sample Contract annexed hereto, to provide all necessary machinery, tools, apparatus, and other means of construction, and to do all the work and furnish all the materials specified in the Contract, in the manner and time therein prescribed, and according to the requirements of the Engineer as therein set forth, and that it will take in full payment therefore the following item prices, to wit:

PROPOSAL PAY ITEMS AND BID PRICE SCHEDULE
CHRISTMAS VALLEY PHASE 2B EROSION CONTROL PROJECT
CONTRACT NO. PW 09-30488
CIP NO. 95189

BASE BID - SCHEDULE A (Sheets P-1 to P-4 AND P-9 to P-11)

ITEM NO.	ITEM DESCRIPTION	ESTIMATED QUANTITY	UNIT OF MEASURE	UNIT PRICE (in Figures)	ITEM TOTAL (in Figures)
1	Mobilization	1	LS		
2	Traffic Control	1	LS		
3	Sweeping	1	LS		
4	Trench and Excavation Safety	1	LS		
5	Humus and Humus Application	69	CY		
6	Mobilization/Demobilization for Mulch Blowing	1	LS		
7	Mulch and Mulch Application	88	CY		
8	Mobilization/Demobilization for Tackifier Application	1	LS		
9	Tackifier and Tackifier Application	28,477	SF		
10	Install & Maintain Weighted Fiber Rolls or Gravel-Filled Rolls	20	EA		
11	Install & Maintain Filter Fence	17	LF		
12	Install & Maintain Visqueen with Gravel Bags or Gravel-Filled Rolls	1,391	LF		
13	Install & Maintain Drain Inlet Protection	15	EA		
14	Install & Maintain Wooden Tree Trunk Protection	12	EA		
15	Install & Maintain Tree Protection & Construction Limit Fence	2,653	LF		
16	Install & Maintain Tire Wash Area (On Pavement)	1	EA		
17	Install & Maintain Concrete Wash Area	1	EA		
18	Tree Removal	7	EA		
19	10" HDPE Pipe (In Pavement)	10	LF		
20	10" HDPE Pipe (Out of Pavement)	10	LF		
21	18" HDPE Pipe (In Pavement)	282	LF		
22	18" HDPE Pipe (Out of Pavement)	122	LF		
23	24" HDPE Pipe (In Pavement)	24	LF		
24	24" HDPE Pipe (Out of Pavement)	27	LF		

ITEM NO.	ITEM DESCRIPTION	ESTIMATED QUANTITY	UNIT OF MEASURE	UNIT PRICE (in Figures)	ITEM TOTAL (in Figures)
25	24" HDPE Perforated Pipe	181	LF		
26	36" HDPE Pipe (In Pavement)	101	LF		
27	36" HDPE Pipe (Out of Pavement)	53	LF		
28	Anti-seep Collar	4	EA		
29	Dewatering for 36" Pipe Installations	2	EA		
30	48" Sediment Trap	2	EA		
31	30" Drain Basin	13	EA		
32	18" FES	1	EA		
33	24" FES	1	EA		
34	36" FES	4	EA		
35	Remove Existing Pipe	238	LF		
36	Concrete Encasement	3	EA		
37	Pipe Apron	1	CY		
38	Type 1 Drain Basin Apron	3	CY		
39	Type 2 Drain Basin Apron	2	CY		
40	Sediment Trap Window Apron	1	CY		
41	No. 1 Backing	513	SF		
42	Articulated Block Channel, Type 1	328	LF		
43	Articulated Block Channel, Type 1-A	175	LF		
44	Articulated Block Channel, Type 2-A	66	LF		
45	Articulated Block Channel, Type 2-B	457	LF		
46	Articulated Block Channel, Type 2-C	166	LF		
47	Articulated Block Channel, Type 3-A	147	LF		
48	Articulated Block Channel, Type 3-B	55	LF		
49	Driveway R&R	115	SF		
50	AC Pavement Removal (F)	2,931	SF		
51	Misc Grading	17	CY		
52	Misc Paving	533	SF		
53	Remove and Relocate Fence	100	LF		

ITEM NO.	ITEM DESCRIPTION	ESTIMATED QUANTITY	UNIT OF MEASURE	UNIT PRICE (in Figures)	ITEM TOTAL (in Figures)
54	Rock Fracturing and Removal	25	CY		
55	Overexcavate and Remove Unsuitable Material	25	CY		
TOTAL FOR BASE BID - SCHEDULE A					

ADDITIVE ALTERNATE BID - SCHEDULE B (Sheets P-4 to P-8 AND P-11)

ITEM NO.	ITEM DESCRIPTION	ESTIMATED QUANTITY	UNIT OF MEASURE	UNIT PRICE (in Figures)	ITEM TOTAL (in Figures)
56	Mobilization Specific to Additive Alternate Bid - Schedule B	1	LS		
57	Traffic Control Specific to Additive Alternate Bid - Schedule B	1	LS		
58	Sweeping Specific to Additive Alternate Bid - Schedule B	1	LS		
59	Trench and Excavation Safety Specific to Additive Alternate Bid - Schedule B	1	LS		
60	Mobilization/Demobilization for Mulch Blowing	1	LS		
61	Mulch and Mulch Application	2	CY		
62	Mobilization/Demobilization for Tackifier Application	1	LS		
63	Tackifier and Tackifier Application	400	SF		
64	Install & Maintain Weighted Fiber Rolls or Gravel-Filled Rolls	12	EA		
65	Install & Maintain Visqueen with Gravel Bags or Gravel-Filled Rolls	847	LF		
66	Install & Maintain Drain Inlet Protection	6	EA		
67	Install & Maintain Tree Protection & Construction Limit Fence	861	LF		
68	Roadside Sign Removal and Relocation	2	EA		
69	18" HDPE Pipe (In Pavement)	114	LF		
70	18" HDPE Pipe (Out of Pavement)	133	LF		
71	30" Drain Basin	6	EA		
72	Concrete Encasement	1	EA		
73	Pipe Apron	1	CY		
74	Type 2 Drain Basin Apron	1	CY		
75	No. 1 Backing	420	SF		
76	Rock Check	2	EA		

ITEM NO.	ITEM DESCRIPTION	ESTIMATED QUANTITY	UNIT OF MEASURE	UNIT PRICE (in Figures)		ITEM TOTAL (in Figures)	
77	Articulated Block Channel, Type 1	529	LF				
78	Articulated Block Channel, Type 1-A	318	LF				
79	Articulated Block Channel, Type 3-B	107	LF				
80	Driveway R&R	812	SF				
81	AC Pavement Removal (F)	2,137	SF				
82	Misc Grading	5	CY				
83	Misc Paving	875	SF				
84	Rock Fracturing and Removal	25	CY				
85	Overexcavate and Remove Unsuitable Material	25	CY				
TOTAL FOR ADDITIVE ALTERNATE BID - SCHEDULE B							

TOTAL BID – SCHEDULES A AND B							
--------------------------------------	--	--	--	--	--	--	--

(F) Denotes Final Pay Item, (LS) Denotes Lump Sum

Note: The award will be based on the Total Bid for both the Base Bid - Schedule A and the Additive Alternate Bid - Schedule B.

(NOTICE: Bidder's failure to execute the questionnaires and statements contained in this Proposal as required by applicable laws and regulations, or the determinations by County of El Dorado based upon those questionnaires and statements, may prohibit award of the subject Contract to the Bidder.)

(THE BIDDER'S EXECUTION ON THE SIGNATURE PORTION OF THIS PROPOSAL
SHALL ALSO CONSTITUTE AN ENDORSEMENT AND EXECUTION OF THOSE
CERTIFICATIONS WHICH ARE A PART OF THIS PROPOSAL)

EQUAL EMPLOYMENT OPPORTUNITY CERTIFICATION

The Bidder _____,
proposed subcontractor _____,
_____ hereby certifies that

he has _____, has not _____, participated in a previous contract or subcontract subject to the equal opportunity clauses, as required by Executive Orders 10925, 11114, 11246, and 11375, and as supplemented by 41 CFR 60, and that, where required he has filed with the Joint Reporting Committee, the Director of the Office of Federal Contract Compliance, a Federal Government contracting or administering agency, or the former President's committee on Equal Employment Opportunity, all reports due under the applicable filing requirements.

NOTE: The above certification is required by the Equal Employment Opportunity Regulations of the Secretary of Labor (41 CFR 60-1.7(b)(1)), and must be submitted by Bidders and proposed subcontractors only in connection with contracts and subcontracts which are subject to the equal opportunity clause. Contracts and subcontracts which are exempt from the equal opportunity clause are set forth in 41 CFR 60-1.5. (Generally only contracts or subcontracts of \$10,000 or under are exempt.)

Currently, Standard Form 100 (EEO-1) is the only report required by the Executive Orders or their implementing regulations.

Proposed prime contractors and subcontractors who have participated in a previous contract or subcontract subject to the Executive Orders and have not filed the required reports should note that 41 CFR 60-1.7(b)(1) prevents the award of contracts and subcontracts unless such contractor submits a report covering the delinquent period or such other period specified by the Federal Highway Administration or by the Director, Office of Federal Contract Compliance, U.S. Department of Labor.

SMALL BUSINESS STATUS

Are you certified as a Small Business by the Office of Small and Business of the Department of General Services of the State of California?

Please check one of the following: _____yes, _____no, _____unsure.

(Note: This small business questionnaire is included for statistical reporting only, and your answer neither affects your bid on this contract, nor will it be cause for penalty.)

SUBCONTRACTORS LISTING

The Bidder shall list the name, address, and license number of each subcontractor to whom the Bidder proposes to subcontract portions of the work, as required by the provisions in "Required Listing of Proposed Subcontractors" of the Special Provisions. The Bidder shall also list the work portion to be performed by each subcontractor by listing the bid item number, description, and percentage of each item subcontracted.

Name	Location of Business	License No.	Bid Item Number(s), Bid Item Description, and Percentage of each Bid Item Subcontracted

PUBLIC CONTRACT CODE SECTION 10162 QUESTIONNAIRE

In accordance with Public Contract Code Section 10162, the Bidder shall complete, under penalty of perjury under the laws of the State of California, the following questionnaire:

Has the Bidder, any officer of the Bidder, or any employee of the Bidder who has a proprietary interest in the Bidder, ever been disqualified, removed, or otherwise prevented from bidding on, or completing a federal, state, or local government project because of a violation of law or a safety regulation?

Yes: _____ **No:** _____

If the answer is yes, explain the circumstances in the following space:



PUBLIC CONTRACT CODE SECTION 10232 STATEMENT

In accordance with Public Contract Code Section 10232, the Bidder hereby states under penalty of perjury under the laws of the State of California, that no more than one final unappealable finding of contempt of court by a Federal Court has been issued against the Bidder within the immediate preceding two year period because of the Bidder's failure to comply with an order of a Federal Court which orders the Bidder to comply with an order of the National Labor Relations Board.

NOTE: The above Statement and Questionnaire are part of the Proposal. Signing this Proposal on the signature portion thereof shall also constitute signature of this Statement and Questionnaire.

Bidders are cautioned that making a false certification may subject the certifier to criminal prosecution.

NONCOLLUSION AFFIDAVIT
(Title 23 United States Code Section 112 and
Public Contract Code Section 7106)

In accordance with Title 23 United States Code, Section 112, and Public Contract Code Section 7106, the Bidder declares that the bid is not made in the interest of, or on behalf of, any undisclosed person, partnership, company, association, organization, or corporation; that the bid is genuine and not collusive or sham; that the Bidder has not directly or indirectly induced or solicited any other Bidder to put in a false or sham bid, and has not directly or indirectly colluded, conspired, connived, or agreed with any Bidder or anyone else to put in a sham bid, or that anyone shall refrain from bidding; that the Bidder has not in any manner, directly or indirectly, sought by agreement, communication, or conference with anyone to fix the bid price of the Bidder or any other Bidder, or to fix any overhead, profit, or cost element of the bid price, or of that of any other Bidder, or to secure any advantage against the public body awarding the Contract of anyone interested in the proposed Contract; that all statements contained in the bid are true; and, further, that the Bidder has not, directly or indirectly, submitted his bid price or any breakdown thereof, or the contents thereof, or divulged information or data relative thereto, or paid, and will not pay, any fee to any corporation, partnership, company, association, organization, bid depository, or to any member or agent thereof to effectuate a collusive or sham bid.

NOTE: The above Noncollusion Affidavit is part of the Proposal. Signing this Proposal on the signature portion thereof shall also constitute signature of this Noncollusion Affidavit.

Bidders are cautioned that making a false certification may subject the certifier to criminal prosecution.

**DEBARMENT AND SUSPENSION CERTIFICATION, UNITED STATES DEPARTMENT OF
AGRICULTURE (USDA) UNIFORM FEDERAL ASSISTANCE REGULATIONS, 7 CFR 3016, UNIFORM
ADMINISTRATIVE REQUIREMENTS FOR GRANTS AND COOPERATIVE AGREEMENTS TO STATE
AND LOCAL GOVERNMENTS, AND EXECUTIVE ORDER 12549**

The Bidder, under penalty of perjury under the laws of the State of California, certifies that, except as noted below, he or any person associated therewith in the capacity of owner, partner, director, officer, manager:

is not currently under suspension, debarment, voluntary exclusion, or determination of ineligibility by any federal agency;

has not been suspended, debarred, voluntarily excluded or determined ineligible by any federal agency within the past 3 years;

does not have a proposed debarment pending; and

has not been indicted, convicted, or had a civil judgment rendered against it by a court of competent jurisdiction in any matter involving fraud or official misconduct within the past 3 years.

If there are any exceptions to this certification, insert the exceptions in the following space:

Exceptions may result in denial of award, and will be considered in determining Bidder responsibility. For any exception noted above, indicate below to whom it applied, initiating agency, and dates of action.

NOTES: Providing false information may result in criminal prosecution or administrative sanctions.

The above Certification is part of the Proposal. Signing this Proposal on the signature portion thereof shall also constitute signature of this Certification.

NON-LOBBYING CERTIFICATION FOR FEDERAL-AID CONTRACTS

The prospective participant certifies, by signing and submitting this bid or proposal, to the best of his knowledge and belief, that:

- 1) No Federal appropriated funds have been paid or will be paid, by or on behalf of the undersigned, to any person for influencing or attempting to influence an officer or employee of a Member of Congress in connection with the awarding of any Federal contract, the making of any Federal grant, the making of any Federal loan, the entering into of any cooperative agreement, and the extension, continuation, renewal, amendment, or modification of any Federal contract, grant, loan, or cooperative agreement.
- 2) If any funds other than Federal appropriated funds have been paid or will be paid to any person for influencing or attempting to influence an officer or employee of any Federal agency, a Member of Congress, an officer or employee of Congress, or an employee of a Member of Congress in connection with this Federal contract, grant, loan, or cooperative agreement, the undersigned shall complete and submit Standard Form–LLL, “Disclosure of Lobbying Activities,” in accordance with its instructions.

This certification is a material representation of fact upon which reliance was placed when this transaction was made or entered into. Submission of this certification is a prerequisite for making or entering into this transaction imposed by Section 1352, Title 31, U.S. Code. Any person who fails to file the required certification shall be subject to a civil penalty of not less than \$10,000 and not more than \$100,000 for each such failure.

The prospective participant also agrees by submitting his bid or proposal that he shall require that the language of this certification be included in all lower tier subcontracts, which exceed \$100,000 and that all such subrecipients shall certify and disclose accordingly.

COMPLETE THE FEDERAL FORM **SF-LLL** ONLY IF YOU PAID FUNDS, OTHER THAN FEDERAL FUNDS, FOR LOBBYING ANY FEDERAL OFFICER OR EMPLOYEE. SEE THE PRECEDING NON-LOBBYING CERTIFICATION FOR FEDERAL AID CONTRACTS, AND FEDERAL LOBBYING RESTRICTIONS OF THE SPECIAL PROVISIONS.

DISCLOSURE OF LOBBYING ACTIVITIES

COMPLETE THIS FORM TO DISCLOSE LOBBYING ACTIVITIES PURSUANT TO 31 U.S.C. 1352

1. Type of Federal Action: <input type="checkbox"/> a. contract <input type="checkbox"/> b. grant <input type="checkbox"/> c. cooperative agreement <input type="checkbox"/> d. loan <input type="checkbox"/> e. loan guarantee <input type="checkbox"/> f. loan insurance	2. Status of Federal Action: <input type="checkbox"/> a. bid/offer/application <input type="checkbox"/> b. initial award <input type="checkbox"/> c. post-award	3. Report Type: <input type="checkbox"/> a. initial <input type="checkbox"/> b. material change For Material Change Only: year ____ quarter ____ date of last report _____
4. Name and Address of Reporting Entity <input type="checkbox"/> Prime <input type="checkbox"/> Subawardee Tier _____, if known Congressional District, if known	5. If Reporting Entity in No. 4 is Subawardee, Enter Name and Address of Prime: Congressional District, if known	
6. Federal Department/Agency:	7. Federal Program Name/Description: CFDA Number, if applicable _____	
8. Federal Action Number, if known:	9. Award Amount, if known:	
10. a. Name and Address of Lobby Entity (If individual, last name, first name, MI)	b. Individuals Performing Services (including address if different from No. 10a) (last name, first name, MI)	
(attach Continuation Sheet(s) if necessary)		
11. Amount of Payment (check all that apply) \$ _____ <input type="checkbox"/> actual <input type="checkbox"/> planned	13. Type of Payment (check all that apply) <input type="checkbox"/> a. retainer <input type="checkbox"/> b. one-time fee <input type="checkbox"/> c. commission <input type="checkbox"/> d. contingent fee <input type="checkbox"/> e. deferred <input type="checkbox"/> f. other, specify _____	
12. Form of Payment (check all that apply): <input type="checkbox"/> a. cash <input type="checkbox"/> b. in-kind; specify: nature _____ value _____		
14. Brief Description of Services Performed or to be performed and Date(s) of Service, including officer(s), employee(s), or member(s) contacted, for Payment Indicated in Item 11: (attach Continuation Sheet(s) if necessary)		
15. Continuation Sheet(s) attached: Yes <input type="checkbox"/> No <input type="checkbox"/>		
16. Information requested through this form is authorized by Title 31 U.S.C. Section 1352. This disclosure of lobbying reliance was placed by the tier above when his transaction was made or entered into. This disclosure is required pursuant to 31 U.S.C. 1352. This information will be reported to Congress semiannually and will be available for public inspection. Any person who fails to file the required disclosure shall be subject to a civil penalty of not less than \$10,000 and not more than \$100,000 for each such failure.		
		Signature: _____ Print Name: _____ Title: _____ Telephone No.: _____ Date: _____
Federal Use Only:		Authorized for Local Reproduction Standard Form - LLL

Standard Form LLL Rev. 09-12-97

INSTRUCTIONS FOR COMPLETION OF SF-LLL, DISCLOSURE OF LOBBYING ACTIVITIES

This disclosure form shall be completed by the reporting entity, whether subawardee or prime Federal recipient, at the initiation or receipt of covered Federal action or a material change to previous filing pursuant to title 31 U.S.C. section 1352. The filing of a form is required for such payment or agreement to make payment to lobbying entity for influencing or attempting to influence an officer or employee of any agency, a Member of Congress an officer or employee of Congress or an employee of a Member of Congress in connection with a covered Federal action. Attach a continuation sheet for additional information if the space on the form is inadequate. Complete all items that apply for both the initial filing and material change report. Refer to the implementing guidance published by the Office of Management and Budget for additional information.

1. Identify the type of covered Federal action for which lobbying activity is and/or has been secured to influence, the outcome of a covered Federal action.
2. Identify the status of the covered Federal action.
3. Identify the appropriate classification of this report. If this is a follow-up report caused by a material change to the information previously reported, enter the year and quarter in which the change occurred. Enter the date of the last, previously submitted report by this reporting entity for this covered Federal action.
4. Enter the full name, address, city, state and zip code of the reporting entity. Include Congressional District if known. Check the appropriate classification of the reporting entity that designates if it is or expects to be a prime or subaward recipient. Identify the tier of the subawardee, e.g., the first subawardee of the prime is the first tier. Subawards include but are not limited to subcontracts, subgrants and contract awards under grants.
5. If the organization filing the report in Item 4 checks "Subawardee" then enter the full name, address, city, state and zip code of the prime Federal recipient. Include Congressional District, if known.
6. Enter the name of the Federal agency making the award or loan commitment. Include at least one organization level below agency name, if known. For example, Department of Transportation, United States Coast Guard.
7. Enter the Federal program name or description for the covered Federal action (item 1). If known, enter the full Catalog of Federal Domestic Assistance (CFDA) number for grants, cooperative agreements, loans and loan commitments.
8. Enter the most appropriate Federal identifying number available for the Federal action identification in item 1 (e.g., Request for Proposal (RFP) number, Invitation for Bid (IFB) number, grant announcement number, the contract grant. or loan award number, the application/proposal control number assigned by the Federal agency). Include prefixes, e.g., "RFP-DE-90-001."
9. For a covered Federal action where there has been an award or loan commitment by the Federal agency, enter the Federal amount of the award/loan commitments for the prime entity identified in item 4 or 5.
10. (a) Enter the full name, address, city, state and zip code of the lobbying entity engaged by the reporting entity identified in item 4 to influenced the covered Federal action.
(b) Enter the full names of the individual(s) performing services and include full address if different from 10 (a). Enter Last Name, First Name and Middle Initial (MI).
11. Enter the amount of compensation paid or reasonably expected to be paid by the reporting entity (item 4) to the lobbying entity (item 10). Indicate whether the payment has been made (actual) or will be made (planned). Check all boxes that apply. If this is a material change report, enter the cumulative amount of payment made or planned to be made.
12. Check the appropriate box(es). Check all boxes that apply. If payment is made through an in-kind contribution, specify the nature and value of the in-kind payment.
13. Check the appropriate box(es). Check all boxes that apply. If other, specify nature.
14. Provide a specific and detailed description of the services that the lobbyist has performed or will be expected to perform and the date(s) of any services rendered. Include all preparatory and related activity not just time spent in actual contact with Federal officials. Identify the Federal officer(s) or employee(s) contacted or the officer(s) employee(s) or Member(s) of Congress that were contacted.
15. Check whether or not a continuation sheet(s) is attached.
16. The certifying official shall sign and date the form, print his/her name title and telephone number.

Public reporting burden for this collection of information is estimated to average 30 minutes per response, including time for reviewing instruction, searching existing data sources, gathering and maintaining the data needed, and completing and reviewing the collection of information. Send comments regarding the burden estimate or any other aspect of this collection of information, including suggestions for reducing this burden, to the Office of Management and Budget, Paperwork Reduction Project (0348-0046), Washington, D.C. 20503.

SF-LLL-Instructions Rev. 06-04-90

PUBLIC CONTRACT CODE SECTION 10285.1 STATEMENT

In accordance with Public Contract Code Section 10285.1 (Chapter 376, Stats. 1985), the Bidder hereby declares under penalty of perjury under the laws of the State of California that the Bidder has _____, has not _____ been convicted within the preceding three years of any offenses referred to in that section, including any charge of fraud, bribery, collusion, conspiracy, or any other act in violation of any state or Federal antitrust law in connection with the bidding upon, award of, or performance of, any public works contract, as defined in Public Contract Code Section 1101, with any public entity, as defined in Public Contract Code Section 1100, including the Regents of the University of California or the Trustees of the California State University. The term "Bidder" is understood to include any partner, member, officer, director, responsible managing officer, or responsible managing employee thereof, as referred to in Section 10285.1.

NOTE: The Bidder must place a check mark after "has" or "has not" in one of the blank spaces provided.

The above Statement is part of the Proposal. Signing this Proposal on the signature portion thereof shall also constitute signature of this Statement.

Bidders are cautioned that making a false certification may subject the certifier to criminal prosecution.

Accompanying this Proposal are _____
(NOTICE: INSERT THE WORDS "CASH(\$ _____),"CASHIER'S CHECKS," "CERTIFIED CHECKS," OR "BIDDERS BONDS," AS THE CASE MAY BE)

in amounts equal to the total for Base Bid Schedule A and equal to Additive Schedule B.

The names of all persons interested in the forgoing Proposal as principals are as follows:

IMPORTANT NOTICE: If the Bidder or other interested person is a corporation, state legal name of corporation and place of incorporation, also names of the president, secretary, treasurer, and executive officer thereof; if a partnership, state name of partnership, also names of all individual partners; if Bidder or other interested person is an individual, state first and last names in full.

Licensed in accordance with an act providing for the registration of Contractors,

License No. _____ Classification(s) _____
(A Copy of the afore-referenced license must be attached hereto)

ADDENDA: This Proposal is submitted with respect to the changes to the Contract included in addenda number(s)

(Fill in addenda numbers if addenda have been received and insert, in this Proposal, any Proposal Pay Items and Bid Price Schedules that were received as part of the addenda)

By my signature on this Proposal I certify, under penalty of perjury under the laws of the State of California, that the foregoing questionnaire and statements of Public Contract Code Sections 10162, 10232, and 10285.1 are true and correct and that I have complied with the requirements of Section 4104 of the Subletting and Subcontracting Fair Practices Act, and that I have complied with the requirements of Section 8103 of the Fair Employment and Housing Commission Regulations (Chapter 5, of Division 4 of Title 2 of the California Code of Regulations). By my signature on this proposal I further certify, under penalty of perjury under the laws of the State of California and the United States of America, that the Noncollusion Affidavit required by Title 23 United States Code, Section 112 and Public Contract Code Section 7106; and Debarment and Suspension Certification are true and correct. By my signature on this Proposal, I further certify, under penalty of perjury under the laws of the State of California and the United States of America, that the Equal Employment Opportunity Certification, the Small Business Status questionnaire, the Non-Lobbying Certification for Federal Aid Contracts, and the questionnaire regarding Disclosure of Lobbying Activities are true and correct.

The person or persons executing this Proposal on behalf of a corporation or partnership, shall be prepared to demonstrate by resolution, article, or otherwise, that such person is or that such persons are appropriately authorized to act in these regards for such corporation or partnership. Such authority shall be demonstrated to the satisfaction of the County of El Dorado.

If the signature is by an agent other than an officer of a corporation or a member of a partnership, a power of attorney authorizing said act by the agent on behalf of his principal shall be submitted with the bid forms, otherwise the bid may be disregarded as irregular and unauthorized.

The Bidder's execution on the signature portion of this Proposal shall constitute an endorsement and execution of those affidavits, declarations and certifications which are part of this Proposal.

Executed this _____ day of _____, 2010

at _____ County, State of _____

Date: _____



Signature of Bidder

Name and Title of Bidder _____

Name of Firm _____

COUNTY OF EL DORADO

BIDDER'S BOND

this form MUST be used

KNOW ALL PEOPLE BY THESE PRESENTS, THAT WE, _____

_____ as **PRINCIPAL**, and

as Surety are held and firmly bound unto the County of El Dorado, a political subdivision of the State of California (hereinafter referred to as "Obligee"), in the penal sum of **TEN (10) PERCENT OF THE AMOUNT OF THE TOTAL BASE BID PRICE** of the Principal above named, submitted by said Principal to the Obligee for the work described below, for the payment of which sum in lawful money of the United States, well and truly to be made to the Obligee, we the Principal and Surety bind ourselves, our heirs, executors, administrators and successors, jointly and severally, firmly by these presents. In no case shall the liability of the Surety hereunder exceed the sum of

TEN PERCENT (10%) OF THE AMOUNT OF THE TOTAL BASE BID PRICE

THE CONDITION OF THIS OBLIGATION IS SUCH, THAT:

WHEREAS, the Principal has submitted the above-mentioned Bid to the Obligee, as aforesaid, for certain construction specifically described as follows, for which bids are to be opened at 924B Emerald Bay Road, South Lake Tahoe, California 96150, on **June 4, 2010**, for the construction of the

**CHRISTMAS VALLEY PHASE 2B EROSION CONTROL PROJECT
CONTRACT NO. PW 09-30488
CIP NO. 95189**

NOW, THEREFORE, if the aforesaid Principal is awarded the Contract and, within the time and manner required under the Contract Documents, after the prescribed forms are presented to it for signature, enters into a written contract, in the prescribed form, in accordance with the Bid, and files two bonds with the Obligee, one to guarantee faithful performance and the other to guarantee payment for labor and materials, as required by law, then this obligation shall be null and void; otherwise, it shall remain in full force and virtue.

In the event suit is brought upon this bond by the Obligee and judgment is recovered, the Surety shall pay all costs incurred by the Obligee in such suit, including a reasonable attorney's fee to be fixed by the Court.

IN WITNESS WHEREOF, we have set our hands and seals on this day _____ of, _____ 2010.

(seal) _____
Principal

(seal) _____
Surety

Address: _____

NOTE: Signature of those executing for the Surety shall be properly acknowledged, and accompanied by a Certificate of Acknowledgement.

COUNTY OF EL DORADO

BIDDER'S BOND

this form MUST be used

KNOW ALL PEOPLE BY THESE PRESENTS, THAT WE, _____

_____ as PRINCIPAL, and

as Surety are held and firmly bound unto the County of El Dorado, a political subdivision of the State of California (hereinafter referred to as "Obligee"), in the penal sum of **TEN (10) PERCENT OF THE AMOUNT OF THE TOTAL ADDITIVE ALTERNATE BID PRICE** of the Principal above named, submitted by said Principal to the Obligee for the work described below, for the payment of which sum in lawful money of the United States, well and truly to be made to the Obligee, we the Principal and Surety bind ourselves, our heirs, executors, administrators and successors, jointly and severally, firmly by these presents. In no case shall the liability of the Surety hereunder exceed the sum of

TEN PERCENT (10%) OF THE AMOUNT OF THE TOTAL ADDITIVE ALTERNATE BID PRICE

THE CONDITION OF THIS OBLIGATION IS SUCH, THAT:

WHEREAS, the Principal has submitted the above-mentioned Bid to the Obligee, as aforesaid, for certain construction specifically described as follows, for which bids are to be opened at 924B Emerald Bay Road, South Lake Tahoe, California 96150, on **June 4, 2010**, for the construction of the

**CHRISTMAS VALLEY PHASE 2B EROSION CONTROL PROJECT
CONTRACT NO. PW 09-30488
CIP NO. 95189**

NOW, THEREFORE, if the aforesaid Principal is awarded the Contract and, within the time and manner required under the Contract Documents, after the prescribed forms are presented to it for signature, enters into a written contract, in the prescribed form, in accordance with the Bid, and files two bonds with the Obligee, one to guarantee faithful performance and the other to guarantee payment for labor and materials, as required by law, then this obligation shall be null and void; otherwise, it shall remain in full force and virtue.

In the event suit is brought upon this bond by the Obligee and judgment is recovered, the Surety shall pay all costs incurred by the Obligee in such suit, including a reasonable attorney's fee to be fixed by the Court.

IN WITNESS WHEREOF, we have set our hands and seals on this day _____ of, _____ 2010.

(seal) _____
Principal

(seal) _____
Surety

Address: _____

NOTE: Signature of those executing for the Surety shall be properly acknowledged, and accompanied by a Certificate of Acknowledgement.

S A M P L E

County of El Dorado, State of California
Department of Transportation,

CONTRACT NO. PW 09-30488

CIP NO. 95189

for the construction of

CHRISTMAS VALLEY PHASE 2B EROSION CONTROL PROJECT

THIS AGREEMENT ("Agreement") approved by the Board of Supervisors this ____ day of _____, in the year of 2010, made and concluded, in duplicate, between the COUNTY OF EL DORADO, a political subdivision of the State of California, by the Department of Transportation thereof, the party of the first part hereinafter called "County," and CONTRACTOR, the party of the second part hereinafter called "Contractor."

RECITALS:

WHEREAS, County has caused the above-captioned project to be let to formal bidding process, and

WHEREAS, Contractor has duly submitted a bid response for the captioned project upon which County has awarded this Contract;

NOW, THEREFORE, the parties hereto have mutually covenanted and agreed, and by these presents do covenant and agree, each with the other, as follows:

Article 1. THE WORK

The improvement contemplated in the performance of the Contract is an improvement over which County shall exercise general supervision. County, therefore, shall have the right, but not the duty, to assume full and direct control over the Contract whenever County, at its sole discretion, shall determine that its responsibility is so required.

Contractor shall complete, in accordance with the Contract Documents, the Work as specified or indicated under the Bid Schedule(s) of County's Contract Documents entitled:

Christmas Valley Phase 2B Erosion Control Project, dated April 2010

The project is located in El Dorado County, in the Tahoe Basin, east and west of State Route 89, and east of the Upper Truckee River. The Project area includes portions of the Tahoe Paradise Unit Nos. 52, 53, 54, 55, 56, and 58 and Sierra Park 1 Subdivisions. The Work to be done is shown on the Plans, described in the Special Provisions and generally consists of, but is not limited to: Base Bid (Schedule A) consists of construction of erosion control improvements including sediment traps, culverts, and drainage channels. These improvements are proposed for construction on the following streets: Cebo Circle, Pomo Street, Cirugu Street, Shakori Drive, Han Street, and Blitzen Road. Additive Alternate Bid (Schedule B) consists of construction of erosion control improvements including sediment traps, culverts, and drainage channels. These improvements are proposed for construction on the following streets: Mulberry Drive, Pinewood Drive, Lindenwood Drive, Cornelian Drive, Wasabe Drive, Han Street, and Blitzen Road. Other items or details not mentioned above, that are required by the Plans, Standard Specifications or the Special Provisions, shall be performed, constructed, or installed.

Article 2. CONTRACT DOCUMENTS

The Contract Documents consist of: the Notice to Bidders; the bid forms which include the accepted Proposal, Bid Price Schedule(s) and Total Bid, Equal Employment Opportunity Certification, Subcontractors
Christmas Valley Phase 2B Erosion Control Project
Contract No. PW 09-30488, CIP #95189
April 2010

County of El Dorado, DOT
Agreement
Page C-1

09-1359.B.37

S A M P L E

Listing, Small Business Status Questionnaire, Section 10162 Questionnaire, Section 10232 Statement, Noncollusion Affidavit, Debarment and Suspension Certification, Non-Lobbying Federal Aid Contracts Certification, Disclosure of Lobbying Activities, Section 10285.1 Statement, the Contract which includes this Agreement, Payment Bond and Performance Bond; the drawings listed and identified as the Project Plans; the Special Provisions which incorporate by reference the Caltrans Standard Plans, dated May 2006, and Standard Specifications, dated May 2006, Amendments to the May 2006 Standard Specifications; and Standard Drawings from the Design and Improvement Standards Manual of County of El Dorado, revised March 8, 1994 including Resolutions 58-94 and 199-91 to adopt changes to the Design and Improvement Standards Manual; all Addenda incorporated in those documents before their execution; and all Contract Change Orders issued in accordance with the Contract Documents which may be delivered or issued after the Effective Date of this Agreement and are not attached hereto; the prevailing Labor Surcharge And Equipment Rental Rates (when required) as determined by the Department of Industrial Relations to be in effect on the date the Work is accomplished, and all the obligations of County and of Contractor which are fully set forth and described therein; the provisions of Title 7 of the Code of Federal Regulations Part 3016. All Contract Documents are intended to cooperate so that any work called for in one and not mentioned in the other is to be executed the same as if mentioned in all Contract Documents. Contractor agrees to perform all of its promises, covenants, and conditions set forth in the Contract Documents, and to abide by and perform all terms and conditions set forth therein. In case of conflict between this Agreement and any other contract document, this Agreement shall take precedence.

Article 3. COVENANTS AND CONTRACT PRICE

County hereby promises and agrees with Contractor to employ, and does hereby employ, said Contractor to provide the material and to do the Work according to the terms and conditions of the Contract Documents duplicitous herein contained and referred to, for the prices hereinafter set forth, and hereby contracts to pay the same at the time, in the manner and upon the conditions herein set forth; and the said parties for themselves, their heirs, executors, administrators, successors and assigns, do hereby agree to the full performance of the covenants herein contained. County shall pay Contractor for the completion of the Work in accordance with the Contract Documents in current funds the Contract Prices named in Contractor's Bid and Bid Schedule, a copy of which is attached hereto as Exhibit A.

Article 4. COMMENCEMENT AND COMPLETION

The Work to be performed under the Contract shall commence on the date specified in the Notice to Proceed by County. The Work shall be fully completed within the time specified in the Notice to Proceed pursuant to Section 4 of the Special Provisions.

County and Contractor recognize that time is of the essence of the Agreement and that County will suffer financial loss if the Work is not completed within the time specified in Section 4 of the Special Provisions annexed hereto, plus any extensions thereof allowed in accordance with Section 4 of the Special Provisions. They also recognize the delays, expense, and difficulties involved with proving in a legal proceeding the actual loss suffered by County if the Work is not completed on time. Accordingly, instead of requiring any such proof, County and Contractor agree that as liquidated damages for delay (but not as a penalty) Contractor shall pay County the sum of **Two Thousand Four Hundred Ten dollars (\$2,410.00) per day**, as liquidated damages and not as penalty, for each and every calendar day's delay in finishing the Work in excess of the number of days prescribed herein. If only Schedule A Work is awarded, liquidated damages will be assessed for each and every calendar day's delay in finishing the Work in Schedule A in excess of the **twenty-five (25) working days** prescribed herein. If both Schedule A and Schedule B Work are awarded, liquidated damages will be assessed for each and every calendar day's delay in finishing the Work in both Schedules A and B in excess of the **forty (40) working days** prescribed herein.

S A M P L E

Article 5. INDEMNITY

To the fullest extent allowed by law, Contractor shall defend, indemnify, and hold County, agencies of the federal government and each of its members, officers, agents, directors, and employees harmless against and from any and all claims, suits, losses, demands, and liability for damages, including attorney's fees and other costs of defense brought for or on account of injuries to or death of any person, including but not limited to, workers and the public, or on account of injuries to or death of County or federal government agency, employees, or damage to property, or any economic, consequential or special damages which are claimed or which shall in any way arise out of or be connected with Contractor's services, operations or performance hereunder, regardless of the existence or degree of fault or negligence on the part of County, agencies of the federal government, Contractor, subcontractors or employees of any of these, except active or sole negligence of County, agencies of the federal government, and each of its members, officers, agents, directors, and employees, or where expressly prescribed by statute.

The duty to indemnify and hold harmless as set forth above, specifically includes the duties to defend set forth in Section 2778 of the Civil Code.

The insurance obligations of Contractor are separate, independent obligations under the Contract Documents, and the provisions of this defense and indemnity are not intended to modify, nor should they be construed as modifying or in any way limiting, the insurance obligations set forth in the Contract Documents.

Article 6. GUARANTEES

Contractor shall repair or replace any or all Work provided hereunder which is defective due to faulty materials, poor workmanship, or defective equipment at no expense to County, ordinary wear or tear and unusual abuse or neglect excepted, during the term of the Contract and for a period of one (1) year from acceptance of the Contract.

Contractor shall be required to repair or replace any and all adjacent facilities or areas which have been damaged or displaced due to Contractor's work performed under this Agreement at no expense to County during the term of this Agreement and for a period of one (1) year from acceptance of the Contract.

If a warranty or guarantee exceeding one (1) year is provided by the supplier or manufacturer of any equipment or materials used in this Project, or if a warranty or guarantee exceeding one (1) year is required elsewhere in these Contract Documents, then the guarantee for such equipment or materials shall be extended for such term. Contractor expressly agrees to act as co-guarantor of such equipment and materials, and Contractor shall supply County with all warranty and guaranty documents relative to equipment and materials incorporated in the job and guaranteed by its suppliers or manufacturers.

The parties agree that this guarantee and the rights and obligations accruing therefrom shall be in addition to, and not by way of limitation in any manner whatsoever to, the rights, obligations, warranties or remedies otherwise provided for by law.

In the event of Contractor's failure to comply with the above mentioned conditions within ten (10) calendar days after being notified in writing by County, Contractor hereby authorizes County to proceed to have said defects repaired and made good at Contractor's expense, and Contractor will honor and pay all costs and charges therefore upon written demand.

Article 7. VENUE

Any litigation arising out of this Contract shall be brought in El Dorado County and governed by California law.

S A M P L E

Article 8. ASSIGNMENT OF ANTITRUST ACTIONS

In entering into a public works contract or a subcontract to supply goods, services, or materials pursuant to a public works contract Contractor offers and agrees and will require all of its subcontractors and suppliers to agree to assign to the awarding body all rights, title, and interest in and to all causes of action it may have under Section 4 of the Clayton Act (15 U.S.C. Sec. 15) or under the Cartwright Act (Chapter 2 (commencing with Section 16700) of Part 2 of Division 7 of the Business and Professions Code), arising from purchases of goods, services, or materials pursuant to the public works contract or the subcontract. This assignment shall be made and become effective at the time the awarding body tenders final payment to Contractor, without further acknowledgment by the parties.

If an awarding body or public purchasing body receives, either through judgment or settlement, a monetary recovery for a cause of action assigned under Government Code Sections 4450-4554, the assignor shall be entitled to receive reimbursement for actual legal costs incurred and may, upon demand, recover from the public body any portion of the recovery, including treble damages, attributable to overcharges that were paid by the assignor but were not paid by the public body as part of the bid price, less the expenses incurred in obtaining that portion of the recovery.

Upon demand in writing by the assignor, the assignee shall, within one year from such demand, reassign the cause of action assigned under Government Code Sections 4450-4554 if the assignor has been or may have been injured by the violation of law for which the cause of action arose and (a) the assignee has not been injured thereby, or (b) the assignee declines to file a court action for the cause of action.

Article 9. TERMINATION BY COUNTY FOR CONVENIENCE

County reserves the right to terminate the Contract at any time upon determination by County's Representative that termination of the Contract is in the best interest of County. County shall issue Contractor a written notice specifying that the Contract is to be terminated.

Upon receipt of said written notice, Contractor shall stop all work under the Contract except: (1) work specifically directed to be completed prior to termination, (2) work the Inspector deems necessary to secure the project for termination, (3) removal of equipment and plant from the site of the Work, (4) action that is necessary to protect materials from damage, (5) disposal of materials not yet used in the Work as directed by County, and (6) clean up of the site.

If the Contract is terminated for County's convenience as provided herein, all finished or unfinished work and materials previously paid for shall, at the option of County, become its property. Contractor shall be paid an amount which reflects costs incurred for work provided to the date of notification of termination. In addition, Contractor shall be paid the reasonable cost, as solely judged by County, and without profit, for all work performed to secure the project for termination.

Article 10. TERMINATION BY COUNTY FOR CAUSE

If Contractor is adjudged as bankrupt or insolvent, or makes a general assignment for the benefit of its creditors or if a trustee or receiver is appointed for Contractor or for any of its property, or if Contractor files a petition to take advantage of any debtor's act, or to reorganize under the bankruptcy or applicable laws, or on more than one occasion fails to supply sufficient skilled workmen or suitable material or equipment, or on more than one occasion fails to make prompt payments to subcontractors for labor, materials, or equipment, or disregards the authority of County's Representative, or the Engineer, if one is appointed, or otherwise violates any provision of the Contract Documents, then County may, without prejudice to any other right or remedy and after giving Contractor and its Surety a minimum of 10 days from delivery of a written termination notice, terminate the services of Contractor and take equipment and machinery thereon owned by Contractor and finish the Work by whatever method County may deem expedient. In such case, Contractor shall not be entitled to receive any further payment until the Work is finished.

S A M P L E

Without prejudice to other rights or remedies County may have, if Contractor fails to begin delivery of materials and equipment, to commence Work within the time specified, to maintain the rate of delivery of material, to execute the Work in the manner and at such locations as specified, or fails to maintain a work program which will ensure County's interest, or, if Contractor is not carrying out the intent of the Contract, an Inspector's written notice may be served upon Contractor and the Surety on its faithful performance bond demanding satisfactory compliance with the Contract.

If Contractor or its Surety does not comply with such notice within five (5) days after receiving it, or after starting to comply, fails to continue, County may exclude it from the premises and take possession of all material and equipment, and complete the Work by County's own forces, by letting the unfinished Work to another Contractor, or by a combination of such methods.

Where Contractor's services have been so terminated by County, said termination shall not affect any right of County against Contractor then existing or which may thereafter accrue. Any retention or payment of monies by County due Contractor will not release Contractor from compliance with the Contract Documents.

If the unpaid balance of the Contract price exceeds the direct and indirect costs of completing the Work, including compensation for additional professional services, such excess shall be paid to Contractor. If the sums under the Contract are insufficient for completion, Contractor or Surety shall pay to County within five (5) days after the completion, all costs in excess of the Contract price. In any event, the cost of completing the Work shall be charged against Contractor and its Surety and may be deducted from any money due or becoming due from County.

If the Surety assumes any part of the Work, it shall take Contractor's place in all respect for that part and shall be paid by County for all Work performed by it in accordance with the Contract. If the Surety assumes the entire Contract, all money due Contractor at the time of its default shall be payable to the Surety as the work progresses, subject to the terms of this Contract.

The provisions of this Article shall be in addition to all other rights and remedies available to County under law.

If after notice of termination, it is determined for any reason that Contractor was not in default, the rights and obligations of the parties shall be the same as if the notice of termination had not been issued. The Contract shall be equitably adjusted to compensate for such termination.

Article 11. WORKERS' COMPENSATION CERTIFICATION

Contractor shall comply with Labor Code Sections 3700 et seq., requiring it to obtain Workers' Compensation Insurance, and sign a certificate of knowledge thereof.

CERTIFICATE OF KNOWLEDGE - LABOR CODE SECTION 3700

I am aware of the provisions of Section 3700 of the Labor Code, which require every employer to be insured against liability for workers' compensation or to undertake self-insurance in accordance with the provisions of that Code, and I will comply with such provisions before commencing the performance of work of this Contract.

Signed: _____ Date _____

Article 12. WARRANTY

Contractor warrants to County that materials and equipment furnished for the Work will be good quality and new, unless otherwise required or permitted under the Contract Documents, that the Work will be free from defects or flaws and is of the highest quality of workmanship and that the Work will conform with the

S A M P L E

requirements therein. Work not conforming to these requirements, including substitutions not properly approved and authorized, shall be considered defective.

Article 13. RETAINAGE

The retainage from payment is set forth in "Payments" of the Special Provisions. Contractor may elect to receive one hundred percent (100%) of payments due as set forth in the Contract Documents, without retention, by depositing securities of equivalent value with County, in accordance with, and as set forth in Section 22300 of the Public Contract Code. Securities eligible for deposit hereunder shall be limited to those listed in Section 16430 of the Government Code, or bank or savings and loan certificates of deposit.

Article 14. DISADVANTAGED BUSINESS ENTERPRISE (DBE) PROGRAM

Contractor or Subcontractor shall not discriminate on the basis of race, color, national origin, or sex in the performance of this Contract. Contractor shall carry out applicable requirements of 7 CFR Part 3016 in the award and administration of this United States Forest Service assisted Contract. The applicable requirements of 7 CFR Part 3016 is as follows:

- (a) *Contracting with small and minority firms, women's business enterprise and labor surplus area firms.*
 - (1) Contractor will take all necessary affirmative steps to assure that minority firms, women's business enterprises, and labor surplus area firms are used when possible.
 - (2) Affirmative steps shall include:
 - (i) Placing qualified small and minority businesses and women's business enterprises on solicitation lists;
 - (ii) Assuring that small and minority businesses, and women's business enterprises are solicited whenever they are potential sources;
 - (iii) Dividing total requirements, when economically feasible, into smaller tasks or quantities to permit maximum participation by small and minority business, and women's business enterprises;
 - (iv) Establishing delivery schedules, where the requirement permits, which encourage participation by small and minority business, and women's business enterprises;
 - (v) Using the services and assistance of the Small Business Administration, and the Minority Business Development Agency of the Department of Commerce; and
 - (vi) Requiring the prime contractor, if subcontracts are to be let, to take the affirmative steps listed in paragraphs (a)(2) (i) through (v) of this Article.

Failure by Contractor to carry out these requirements is a material breach of this Contract, which may result in the termination of this Contract or such other remedy as County deems appropriate. Contractor shall include this assurance in every subcontract entered into as a result of this Agreement.

Article 15. PROMPT PAYMENT OF SUBCONTRACTORS

Satisfactory Performance

A prime contractor or subcontractor shall pay to any subcontractor, not later than ten (10) days of receipt of each progress payment, unless otherwise agreed to in writing, the respective amounts allowed Contractor on

S A M P L E

account of the work performed by the subcontractors, to the extent of each subcontractor's interest therein. In the event that there is a good faith dispute over all or any portion of the amount due on a progress payment from the prime contractor or subcontractor to a subcontractor, then the prime contractor or subcontractor may withhold no more than one hundred fifty percent (150%) of the disputed amount.

Any violation of this section shall constitute a cause for disciplinary action and shall subject the prime contractor or subcontractor to a penalty, payable to the subcontractor, of two percent (2%) of the amount due per month for every month that payment is not made. In any action for the collection of funds wrongfully withheld, the prevailing party shall be entitled to his or her attorney's fees and costs.

The sanctions authorized under this section shall be separate from, and in addition to, all other remedies either civil, administrative, or criminal.

Release of Retainage

The prime Contractor agrees further to release retainage payments to each subcontractor within thirty (30) days after the subcontractor's work is satisfactorily completed. Any delay or postponement of payment from the above referenced time frame may occur only for good cause following written approval of County.

This Article applies to both DBE and non-DBE subcontractors.

Article 16. PREVAILING WAGE REQUIREMENTS

In accordance with the provisions of California Labor Code sections 1770, et seq., including but not limited to 1773, 1773.1, 1773.2, 1773.6 and 1773.7, the general prevailing rate of wages in County in which the Work is to be done has been determined by the Director of the California Department of Industrial Relations. These wage rates appear in the California Department of Transportation publication entitled General Prevailing Wage Rates. Interested parties can obtain the current wage information by submitting their requests to the Department of Industrial Relations, Division of Labor Statistics and Research, PO Box 420603, San Francisco CA 94142-0603, Telephone (415) 703-4708 or by referring to the website at <http://www.dir.ca.gov/dlsr/PWD>. The rates at the time of the bid advertisement date of a project will remain in effect for the life of the project in accordance with the California Code of Regulations, as modified and effective January 27, 1997.

Copies of the general prevailing rate of wages in County in which the Work is to be done are also on file at the Department of Transportation's principal office, and shall be made available upon request, and in the case of projects involving federal funds, federal wage requirements have been included in the Contract Documents.

In accordance with the provisions of Labor Code 1810, eight (8) hours of labor shall constitute a legal day's work upon all work done hereunder, and Contractor and any subcontractor employed under this Contract shall conform to and be bound by the provisions of Labor Code Sections 1810 through 1815.

In the case of federally funded projects, where federal and state prevailing wage requirements apply, compliance with both is required. This project is funded in whole or in part by federal funds. Contractor's attention is directed to Section 14 of these Specifications and the requirements of, and compliance with, the Copeland Act (18 U.S.C. 874 and 29 CFR Part 3), the Davis-Bacon Act (40 U.S.C. 276a to 276a-7 and 29 CFR Part 5), and the Contract Work Hours and Safety Standards Act (40 U.S.C. 327-330 and 29 CFR Part 5).

If there is a difference between the minimum wage rates predetermined by the Secretary of Labor and the general prevailing wage rates determined by the Director of the California Department of Industrial Relations for similar classifications of labor, Contractor and subcontractors shall pay not less than the higher wage

S A M P L E

rate. The Department will not accept lower State wage rates not specifically included in the Federal minimum wage determinations. This includes "helper" (or other classifications based on hours of experience) or any other classification not appearing in the Federal wage determinations. Where Federal wage determinations do not contain the State wage rate determination otherwise available for use by Contractor and subcontractors, Contractor and subcontractors shall pay not less than the Federal minimum wage rate which most closely approximates the duties of the employees in question.

Article 17. CONTRACTOR ASSURANCES

By executing this Contract, Contractor certifies that it:

- a. Will abide by all administrative, contractual or legal remedies in instances where Contractor violates or breaches contract terms, and will comply with sanctions and penalties as the Contract Administrator deems appropriate.
- b. Will comply with the termination for cause and termination for convenience provisions of the Contract including the manner by which such termination may be effected and the basis for settlement afforded by those provisions.
- c. Will comply with Executive Order 11246 of September 24, 1965, entitled "Equal Employment Opportunity," as amended by Executive Order 11375 of October 13, 1967, and as supplemented in Department of Labor regulations (41 CFR Chapter 60).
- d. Will comply with the Copeland "Anti-Kickback" Act (18 U.S.C. 874) as supplemented in Department of Labor regulations (29 CFR Part 3).
- e. Will comply with the Davis-Bacon Act (40 U.S.C. 276a to 276a-7) as supplemented in Department of Labor regulations (29 CFR part 3).
- f. Will comply with Sections 103 and 107 of the Contract Work Hours and Safety Standards Act (40 U.S.C. 327-330) as supplemented by Department of Labor regulations (29 CFR Part 5).
- g. Will comply with County, State of California, and federal requirements and regulations pertaining to: (a) reporting; (b) patent rights with respect to any discovery or invention which arises or is developed in the course of or under this Contract; and (c) copyrights and rights in data.
- h. Will comply with all applicable standards, orders or requirements issued under Section 306 of the Clean Air Act (42 U.S.C. 1857 [h]), Section 508 of the Clean Water Act (33 U.S.C. 1368), Executive Order 11738, and Environmental Protection Agency regulations (40 CFR Part 15).
- i. Will comply with mandatory standards and policies relating to energy efficiency, which are contained in the state energy conservation plan issued in compliance with the Energy Policy and Conservation Act (Pub. : 94-163, 89 Stat. 871).
- j. Will comply with: (i) Section 504 of the Rehabilitation Act of 1973 (Rehabilitation Act) which prohibits discrimination on the basis of disability in federally assisted programs; (ii) the Americans with Disabilities Act (ADA) of 1990 which prohibits discrimination on the basis of disability irrespective of funding; and (iii) all applicable regulations and guidelines issued pursuant to both the Rehabilitation Act and the ADA.

Any subcontract entered into as a result of this Contract shall contain all of the provisions of this Article.

Article 18. BUSINESS LICENSE

S A M P L E

The County Business License Ordinance provides that it is unlawful for any person to furnish supplies or services, or transact any kind of business in the unincorporated territory of El Dorado County without possessing a County Business License unless exempt under County Ordinance Code Section 5.08.070. Contractor warrants and represents that it shall comply with all of the requirements of the County Business License Ordinance, where applicable, prior to beginning work under this Contract and at all times during the term of this Contract.

Article 19. CONTRACT ADMINISTRATOR

The County Officer or employee with responsibility for administering this Agreement is Steve Kooyman, P.E., Supervising Civil Engineer, Department of Transportation, or successor.

Article 20. RETENTION AND ACCESS TO RECORDS

All accounting records and other supporting papers of Contractor's connected with performance under this Agreement shall be maintained for a minimum of three (3) years from the date of final payment by County or when all other pending matters are closed and shall be held open to inspection and audit by representatives of County, United States Forest Service (USFS), Comptroller General of the United States, or any duly authorized representative of the Federal Government and copies thereof shall be furnished upon request.

Contractor and its subcontractors shall maintain all books, documents, papers, accounting records, and other evidence pertaining to the performance of such contracts, including but not limited to, the costs of administering the various contracts. All of the above-referenced parties shall make such materials available at their respective offices at all reasonable times during the contract period and for three (3) years from the date of final payment by County or all other pending matters are closed. Representatives of County, USFS, Comptroller General of the United States, or any duly authorized representative of the Federal Government shall have access to any books, documents, papers, and records that are pertinent to the contract for audit, examination, excerpts, transactions, and copies thereof shall be furnished upon request.

In order to monitor the progress of projects funded in whole or in part by federal funds, federal agencies rely heavily on inspection data. Inspections shall be performed on a regular basis and data compiled in report form, as necessary, in conformance with 7 CFR 3016.40(c). Information to be supplied by Contractor shall be reported to County on an as requested basis.

Article 21. PROTECTION OF ENVIRONMENT

Pursuant to 7 CFR 3016.36(i)(12), Contractor shall comply with all applicable standards, orders, or requirements issued under Section 306 of the Clean Air Act (42 USC 1875(h)), Section 508 of the Clean Water Act (33 USC 1368), Executive Order 11738, Environmental Protection Agency regulations (40 CFR part 15).

Article 22. BUY AMERICA REQUIREMENTS

Attention is directed to the "Buy America" requirements of the Surface Transportation Assistance Act of 1982 (Section 165) and the Intermodal Surface Transportation Efficiency Act of 1991 (ISTEA) Sections 1041(a) and 1048(a), and the regulations adopted pursuant thereto. In conformance with the law and regulations, all manufacturing processes for steel and iron materials furnished for incorporation into the work on this project shall occur in the United States with the exception that pig iron and processed, pelletized, and reduced iron ore manufactured outside the United States may be used in the domestic manufacturing process for such steel and iron materials. The application of coatings, such as epoxy coating, galvanizing, painting, and any other coating that protects or enhances the value of such steel or iron materials shall be considered a manufacturing process subject to the "Buy America" requirements.

A Certificate of Compliance, conforming to the provisions in Section 6-1.07, "Certificates of Compliance," of the Standard Specifications, shall be furnished for steel and iron materials. The certificates, in addition to

S A M P L E

certifying that the materials comply with the specifications, shall also specifically certify that all manufacturing processes for the materials occurred in the United States, except for the above exceptions.

The requirements imposed by the law and regulations do not prevent a minimal use of foreign steel and iron materials if the total combined cost of the materials used does not exceed one-tenth of one percent (0.1%) of the total contract cost, or \$2,500, whichever is greater. Contractor shall furnish the Engineer acceptable documentation of the quantity and value of any foreign steel and iron prior to incorporating such materials into the work.

In accordance with Section 502 of the Energy and Water Development Appropriations Act, 2002, Public Law 107-66, it is the sense of Congress that, to the greatest extent practicable, all equipment and products purchased with funds made available in this Act should be American-made.

Article 23. AUTHORIZED SIGNATURES

The parties hereto represent that the undersigned individuals executing this Agreement on their behalf are fully authorized to do so by law or other appropriate instrument and to bind upon said parties the obligations set forth herein.

S A M P L E

IN WITNESS WHEREOF, the said Department of Transportation of the County of El Dorado, State of California, has caused this Agreement to be executed by the Board of Supervisors of County, on its behalf, and the said Contractor has signed this Agreement the day and year written below.

COUNTY OF EL DORADO

Dated _____

Chair, Board of Supervisors

Attest:

Suzanne Allen de Sanchez
Clerk of the Board of Supervisors

By: _____
Deputy Clerk

CONTRACTOR

Dated _____

Name of Company

By _____
Authorized Representative License No. Federal Employer Identification #

By _____
Corporate Secretary

NOTE: If Contractor is a corporation, the legal name of the corporation shall be set forth above together with the signature of the officer or officers authorized to sign contracts on behalf of the corporation; if Contractor is a co-partnership, the true name of the firm shall be set forth above together with the signature of the partner or partners authorized to sign contracts in behalf of the co-partnership; and if Contractor is an individual, his/her signature shall be placed above. Contractor executing this document on behalf of a corporation or partnership shall be prepared to demonstrate by resolution, article, or otherwise that they are appropriately authorized to act in these regards. For such corporation or partnership, such authority shall be demonstrated to the satisfaction of County. If signature is by an agent, other than officer of a corporation or a member of a partnership, an appropriate Power of Attorney shall be on file with the Department prior to signing this document.

Mailing Address _____

Business Address _____

City, Zip _____

Phone (____) _____ Fax (____) _____

**EXHIBIT A
CONTRACTOR'S BID AND BID SCHEDULE
CHRISTMAS VALLEY PHASE 2B EROSION CONTROL PROJECT
CONTRACT NO. PW 09-30488
CIP NO. 95189**

BASE BID - SCHEDULE A (Sheets P-1 to P-4 and P-9 to P-11)

ITEM NO.	ITEM DESCRIPTION	ESTIMATED QUANTITY	UNIT OF MEASURE	UNIT PRICE (in Figures)	ITEM TOTAL (in Figures)
1	Mobilization	1	LS		
2	Traffic Control	1	LS		
3	Sweeping	1	LS		
4	Trench and Excavation Safety	1	LS		
5	Humus and Humus Application	69	CY		
6	Mobilization/Demobilization for Mulch Blowing	1	LS		
7	Mulch and Mulch Application	88	CY		
8	Mobilization/Demobilization for Tackifier Application	1	LS		
9	Tackifier and Tackifier Application	28,477	SF		
10	Install & Maintain Weighted Fiber Rolls or Gravel-Filled Rolls	20	EA		
11	Install & Maintain Filter Fence	17	LF		
12	Install & Maintain Visqueen with Gravel Bags or Gravel-Filled Rolls	1,391	LF		
13	Install & Maintain Drain Inlet Protection	15	EA		
14	Install & Maintain Wooden Tree Trunk Protection	12	EA		
15	Install & Maintain Tree Protection & Construction Limit Fence	2,653	LF		
16	Install & Maintain Tire Wash Area (On Pavement)	1	EA		
17	Install & Maintain Concrete Wash Area	1	EA		
18	Tree Removal	7	EA		
19	10" HDPE Pipe (In Pavement)	10	LF		
20	10" HDPE Pipe (Out of Pavement)	10	LF		
21	18" HDPE Pipe (In Pavement)	282	LF		
22	18" HDPE Pipe (Out of Pavement)	122	LF		
23	24" HDPE Pipe (In Pavement)	24	LF		

ITEM NO.	ITEM DESCRIPTION	ESTIMATED QUANTITY	UNIT OF MEASURE	UNIT PRICE (in Figures)	ITEM TOTAL (in Figures)
24	24" HDPE Pipe (Out of Pavement)	27	LF		
25	24" HDPE Perforated Pipe	181	LF		
26	36" HDPE Pipe (In Pavement)	101	LF		
27	36" HDPE Pipe (Out of Pavement)	53	LF		
28	Anti-seep Collar	4	EA		
29	Dewatering for 36" Pipe Installations	2	EA		
30	48" Sediment Trap	2	EA		
31	30" Drain Basin	13	EA		
32	18" FES	1	EA		
33	24" FES	1	EA		
34	36" FES	4	EA		
35	Remove Existing Pipe	238	LF		
36	Concrete Encasement	3	EA		
37	Pipe Apron	1	CY		
38	Type 1 Drain Basin Apron	3	CY		
39	Type 2 Drain Basin Apron	2	CY		
40	Sediment Trap Window Apron	1	CY		
41	No. 1 Backing	513	SF		
42	Articulated Block Channel, Type 1	328	LF		
43	Articulated Block Channel, Type 1-A	175	LF		
44	Articulated Block Channel, Type 2-A	66	LF		
45	Articulated Block Channel, Type 2-B	457	LF		
46	Articulated Block Channel, Type 2-C	166	LF		
47	Articulated Block Channel, Type 3-A	147	LF		
48	Articulated Block Channel, Type 3-B	55	LF		
49	Driveway R&R	115	SF		
50	AC Pavement Removal (F)	2,931	SF		
51	Misc Grading	17	CY		

ITEM NO.	ITEM DESCRIPTION	ESTIMATED QUANTITY	UNIT OF MEASURE	UNIT PRICE (in Figures)	ITEM TOTAL (in Figures)
52	Misc Paving	533	SF		
53	Remove and Relocate Fence	100	LF		
54	Rock Fracturing and Removal	25	CY		
55	Overexcavate and Remove Unsuitable Material	25	CY		
TOTAL FOR BASE BID - SCHEDULE A					

ADDITIVE ALTERNATE BID - SCHEDULE B (Sheets P-4 to P-8 and P-11)

ITEM NO.	ITEM DESCRIPTION	ESTIMATED QUANTITY	UNIT OF MEASURE	UNIT PRICE (in Figures)	ITEM TOTAL (in Figures)
56	Mobilization Specific to Additive Alternate Bid - Schedule B	1	LS		
57	Traffic Control Specific to Additive Alternate Bid - Schedule B	1	LS		
58	Sweeping Specific to Additive Alternate Bid - Schedule B	1	LS		
59	Trench and Excavation Safety Specific to Additive Alternate Bid - Schedule B	1	LS		
60	Mobilization/Demobilization for Mulch Blowing	1	LS		
61	Mulch and Mulch Application	2	CY		
62	Mobilization/Demobilization for Tackifier Application	1	LS		
63	Tackifier and Tackifier Application	400	SF		
64	Install & Maintain Weighted Fiber Rolls or Gravel-Filled Rolls	12	EA		
65	Install & Maintain Visqueen with Gravel Bags or Gravel-Filled Rolls	847	LF		
66	Install & Maintain Drain Inlet Protection	6	EA		
67	Install & Maintain Tree Protection & Construction Limit Fence	861	LF		
68	Roadside Sign Removal and Relocation	2	EA		
69	18" HDPE Pipe (In Pavement)	114	LF		
70	18" HDPE Pipe (Out of Pavement)	133	LF		
71	30" Drain Basin	6	EA		
72	Concrete Encasement	1	EA		
73	Pipe Apron	1	CY		
74	Type 2 Drain Basin Apron	1	CY		

ITEM NO.	ITEM DESCRIPTION	ESTIMATED QUANTITY	UNIT OF MEASURE	UNIT PRICE (in Figures)		ITEM TOTAL (in Figures)	
75	No. 1 Backing	420	SF				
76	Rock Check	2	EA				
77	Articulated Block Channel, Type 1	529	LF				
78	Articulated Block Channel, Type 1-A	318	LF				
79	Articulated Block Channel, Type 3-B	107	LF				
80	Driveway R&R	812	SF				
81	AC Pavement Removal (F)	2,137	SF				
82	Misc Grading	5	CY				
83	Misc Paving	875	SF				
84	Rock Fracturing and Removal	25	CY				
85	Overexcavate and Remove Unsuitable Material	25	CY				
TOTAL FOR ADDITIVE ALTERNATE BID - SCHEDULE B							

TOTAL BID – SCHEDULES A AND B							
--------------------------------------	--	--	--	--	--	--	--

(F) Denotes Final Pay Item, (LS) Denotes Lump Sum

County of El Dorado

PAYMENT BOND

(Section 3247, Civil Code)

Bond No. _____

WHEREAS, the County of El Dorado, a political subdivision of the State of California, hereafter referred to as "Obligee", has awarded to Contractor

_____ ,

hereafter referred to as "Principal", a contract for the work described as follows:

**CHRISTMAS VALLEY PHASE 2B EROSION CONTROL PROJECT
CONTRACT NO. PW 09-30488
CIP NO. 95189**

AND, WHEREAS, said Principal is required to furnish a bond in connection with said contract, guaranteeing the faithful performance thereof:

NOW, THEREFORE, we the undersigned Principal and Surety are held and firmly bound unto the Obligee, in the sum of

_____ Dollars,

(\$ _____) to be paid to the Obligee, for which payment we bind ourselves, jointly and severally.

THE CONDITION OF THIS OBLIGATION IS SUCH,

That if said Principal or its subcontractors shall fail to pay any of the persons named in Civil Code Section 3181, or amounts due under the Unemployment Insurance Code with respect to work or labor performed by such claimant, or any amounts required to be deducted, withheld, and paid over to the Franchise Tax Board from the wages of employees of the Principal and his subcontractors pursuant to Section 18806 of the Revenue and Taxation Code, with respect to such work and labor, that the Surety herein will pay for the same in an amount not exceeding the sum specified in this bond, otherwise the above obligation shall be void. In case suit is brought upon this bond, the Surety will pay a reasonable attorney's fee to be fixed by the court.

This bond shall inure to the benefit of any of the persons named in Civil Code Section 3181 as to give a right of action to such persons or their assigns in any suit brought upon this bond.

Dated: _____, 20_____.

Correspondence or Claims relating to this bond should be sent to the Surety at the following address:

PRINCIPAL

SURETY

ATTORNEY-IN-FACT

NOTE: Signatures of those executing for the Principal and for the Surety must be properly acknowledged, and a Power of Attorney attached for the Surety.

NOTARY ACKNOWLEDGEMENTS ATTACHED

PRINCIPAL

ACKNOWLEDGMENT

State of California

County of _____

On _____ before me, _____,
(here insert name and title of the officer)

personally appeared _____

_____ ,

who proved to me on the basis of satisfactory evidence to be the person(s) whose name(s) is/are subscribed to the within instrument and acknowledged to me that he/she/they executed the same in his/her/their authorized capacity(ies), and that by his/her/their signature(s) on the instrument the person(s), or the entity upon behalf of which the person(s) acted, executed the instrument.

I certify under PENALTY OF PERJURY under the laws of the State of California that the foregoing paragraph is true and correct.

WITNESS my hand and official seal.

Signature _____

(Seal)

SURETY

ACKNOWLEDGMENT

State of California

County of _____

On _____ before me, _____,
(here insert name and title of the officer)

personally appeared _____

_____ ,

who proved to me on the basis of satisfactory evidence to be the person(s) whose name(s) is/are subscribed to the within instrument and acknowledged to me that he/she/they executed the same in his/her/their authorized capacity(ies), and that by his/her/their signature(s) on the instrument the person(s), or the entity upon behalf of which the person(s) acted, executed the instrument.

I certify under PENALTY OF PERJURY under the laws of the State of California that the foregoing paragraph is true and correct.

WITNESS my hand and official seal.

Signature _____

(Seal)

County of El Dorado

PERFORMANCE BOND

Bond No. _____

KNOW ALL MEN BY THESE PRESENTS, that we _____

the Contractor in the Contract hereto annexed, as Principal, and _____

as Surety, are held firmly bound unto the County of El Dorado, a political subdivision of the State of California, hereinafter called the "Obligee" in the sum of _____ Dollars,

(\$ _____) lawful money of the United States, for which payment, well and truly to be made,

we bind ourselves, jointly and severally, firmly by these presents.

Signed, sealed and dated: _____

The condition of the above obligation is such that if said Principal as Contractor in the Contract hereto annexed shall faithfully perform each and all of the conditions of said Contract to be performed by him, and shall furnish all tools, equipment, apparatus, facilities, transportation, labor and material, other than material, if any, agreed to be furnished by the Obligee, necessary to perform and complete, and to perform and complete in a good and workmanlike manner, the work of **Contract No. PW 09-30488, CIP No. 95189 for the Christmas Valley Phase 2B Erosion Control Project** in strict conformity with the terms and conditions set forth in the Contract hereto annexed, then this obligation shall be null and void; otherwise this bond shall remain in full force and effect and the said Surety will complete the Contract work under its own supervision, by Contract or otherwise, and pay all costs thereof for the balance due under terms of the Contract, and the said Surety, for value received, hereby stipulates and agrees that no change, extension of time, alteration or addition to the terms of the Contract or to the work to be performed thereunder shall in any wise affect its obligation on this bond, and it does hereby waive notice of any such change, extension of time, alteration or addition to the terms of the Contract or to the work.

In the event suit is brought upon this bond by the Obligee and judgment is recovered, the Surety shall pay all costs incurred by the Obligee in such suit, including a reasonable attorney's fee to be fixed by the court.

This guarantee shall insure the Obligee during the work required by any Contract and for a period of one (1) year from the date of acceptance of the work against faulty or improper materials or workmanship that may be discovered during that time.

No right of action shall accrue under this bond to or for the use of any person other than the Obligee named herein.

Dated: _____, 20_____.

Correspondence or Claims relating to this bond should be sent to the Surety at the following address:

PRINCIPAL

SURETY

ATTORNEY-IN-FACT

NOTE: Signatures of those executing for the Principal and for the Surety must be properly acknowledged, and a Power of Attorney attached for the Surety.

PRINCIPAL

ACKNOWLEDGMENT

State of California

County of _____

On _____ before me, _____,
(here insert name and title of the officer)

personally appeared _____

_____ ,

who proved to me on the basis of satisfactory evidence to be the person(s) whose name(s) is/are subscribed to the within instrument and acknowledged to me that he/she/they executed the same in his/her/their authorized capacity(ies), and that by his/her/their signature(s) on the instrument the person(s), or the entity upon behalf of which the person(s) acted, executed the instrument.

I certify under PENALTY OF PERJURY under the laws of the State of California that the foregoing paragraph is true and correct.

WITNESS my hand and official seal.

Signature _____

(Seal)

SURETY

ACKNOWLEDGMENT

State of California

County of _____

On _____ before me, _____,
(here insert name and title of the officer)

personally appeared _____

_____ ,

who proved to me on the basis of satisfactory evidence to be the person(s) whose name(s) is/are subscribed to the within instrument and acknowledged to me that he/she/they executed the same in his/her/their authorized capacity(ies), and that by his/her/their signature(s) on the instrument the person(s), or the entity upon behalf of which the person(s) acted, executed the instrument.

I certify under PENALTY OF PERJURY under the laws of the State of California that the foregoing paragraph is true and correct.

WITNESS my hand and official seal.

Signature _____

(Seal)

Withholding Exemption Certificate

2010

(This form can only be used to certify exemption from nonresident withholding under California R&TC Section 18662. Do not use this form for exemption from wage withholding.)

590

File this form with your withholding agent. (Please type or print)

Withholding agent's name _____

Vendor/Payee's name _____

Vendor/Payee's SSN or ITIN
 SOS file no. CA corp. no. FEIN

Address (number and street, PO Box, or PMB no.) _____

Apt. no./ Ste. no. _____

City _____

State _____

ZIP Code _____

Read the following carefully and check the box that applies to the vendor/payee.

I certify that for the reasons checked below, the entity or individual named on this form is exempt from the California income tax withholding requirement on payment(s) made to the entity or individual.

Individuals — Certification of Residency:

I am a resident of California and I reside at the address shown above. If I become a nonresident at any time, I will promptly notify the withholding agent. See instructions for General Information D, Who is a Resident, for the definition of a resident.

Corporations:

The above-named corporation has a permanent place of business in California at the address shown above or is qualified through the California Secretary of State (SOS) to do business in California. The corporation will file a California tax return and withhold on payments of California source income to nonresidents when required. If this corporation ceases to have a permanent place of business in California or ceases to do any of the above, I will promptly notify the withholding agent. See instructions for General Information E, What is a Permanent Place of Business, for the definition of permanent place of business.

Partnerships:

The above-named partnership has a permanent place of business in California at the address shown above or is registered with the California SOS, and is subject to the laws of California. The partnership will file a California tax return and will withhold on foreign and domestic nonresident partners when required. If the partnership ceases to do any of the above, I will promptly inform the withholding agent. For withholding purposes, a Limited Liability Partnership (LLP) is treated like any other partnership.

Limited Liability Companies (LLC):

The above-named LLC has a permanent place of business in California at the address shown above or is registered with the California SOS, and is subject to the laws of California. The LLC will file a California tax return and will withhold on foreign and domestic nonresident members when required. If the LLC ceases to do any of the above, I will promptly notify the withholding agent.

Tax-Exempt Entities:

The above-named entity is exempt from tax under California R&TC Section 23701 _____ (insert letter) or Internal Revenue Code Section 501(c) _____ (insert number). The tax-exempt entity will withhold on payments of California source income to nonresidents when required. If this entity ceases to be exempt from tax, I will promptly notify the withholding agent. Individuals cannot be tax-exempt entities.

Insurance Companies, IRAs, or Qualified Pension/Profit Sharing Plans:

The above-named entity is an insurance company, IRA, or a federally qualified pension or profit-sharing plan.

California Trusts:

At least one trustee and one noncontingent beneficiary of the above-named trust is a California resident. The trust will file a California fiduciary tax return and will withhold on foreign and domestic nonresident beneficiaries when required. If the trustee becomes a nonresident at any time, I will promptly notify the withholding agent.

Estates — Certification of Residency of Deceased Person:

I am the executor of the above-named person's estate. The decedent was a California resident at the time of death. The estate will file a California fiduciary tax return and will withhold on foreign and domestic nonresident beneficiaries when required.

CERTIFICATE: Please complete and sign below.

Under penalties of perjury, I hereby certify that the information provided in this document is, to the best of my knowledge, true and correct. If conditions change, I will promptly notify the withholding agent.

Vendor/Payee's name and title (type or print) _____ Daytime telephone no. _____

Vendor/Payee's signature ► _____ Date _____

Instructions for Form 590

Withholding Exemption Certificate

References in these instructions are to the California Revenue and Taxation Code (R&TC).

What's New

Backup Withholding – For taxable years beginning on or after January 1, 2010, with certain limited exceptions, payers that are required to withhold and remit backup withholding to the Internal Revenue Service (IRS) are also required to withhold and remit to the Franchise Tax Board (FTB). The California backup withholding rate is 7% of the payment. For California purposes, dividends, interests, and any financial institutions release of loan funds made in the normal course of business are exempt from backup withholding. For additional information on California backup withholding, go to ftb.ca.gov and search for **backup withholding**.

General Information

For purposes of California income tax, references to a spouse, husband, or wife also refer to a Registered Domestic Partner (RDP) unless otherwise specified. For more information on RDPs, get FTB Pub. 737, Tax Information for Registered Domestic Partners.

Private Mail Box – Include the Private Mail Box (PMB) in the address field. Write "PMB" first, then the box number. Example: 111 Main Street PMB 123.

Foreign Address – Enter the information in the following order: City, Country, Province/Region, and Postal Code. Follow the country's practice for entering the postal code. **Do not** abbreviate the country's name.

A Purpose

Use Form 590, Withholding Exemption Certificate, to certify an exemption from nonresident withholding. California residents or entities should complete and present Form 590 to the withholding agent. The withholding agent is then relieved of the withholding requirements if the agent relies in good faith on a completed and signed Form 590 unless told by the Franchise Tax Board (FTB) that the form should not be relied upon.

Important – This form cannot be used for exemption from wage withholding. If you are an employee, any wage withholding questions should be directed to the FTB General Information number, 800.852.5711. Employers should direct their calls to the California Employment Development Department (EDD) at 888.745.3886 or go to www.edd.ca.gov. Sellers of California real estate use Form 593-C, Real Estate Withholding Certificate, not Form 590.

B Requirement

R&TC Section 18662 requires withholding of income or franchise tax on payments of California source income made to nonresidents of California.

Withholding is required on the following, but is not limited to:

- Payments to nonresidents for services rendered in California.
- Distributions of California source income made to domestic nonresident S corporation shareholders, partners and members and allocations of California source income made to foreign partners and members.
- Payments to nonresidents for rents if the payments are made in the course of the withholding agent's business.
- Payments to nonresidents for royalties for the right to use natural resources located in California.
- Distributions of California source income to nonresident beneficiaries from an estate or trust.
- Prizes and winnings received by nonresidents for contests in California.

However, withholding is optional if the total payments of California source income are \$1,500 or less during the calendar year.

For more information on withholding and waiver requests, get FTB Pub. 1017, Resident and Nonresident Withholding Guidelines. To get a withholding publication see General Information G, Publications, Forms, and Additional Information.

C Who can Execute this Form

Form 590 can be executed by the entity or individual listed on this form.

If an entertainer (a person or a business entity) is paid for a performance, the entertainer's information must be provided. Do not submit the entertainer's agent or promoter information.

The grantor of a grantor trust shall be treated as the vendor/payee for withholding purposes. Therefore, if the vendor/payee is a grantor trust and one or more of the grantors is a nonresident, withholding is required. If all of the grantors on the trust are residents, no withholding is required. Resident grantors can check the box on Form 590 labeled "Individuals — Certification of Residency."

D Who is a Resident

A California resident is any individual who is in California for other than a temporary or transitory purpose or any individual domiciled in California who is absent for a temporary or transitory purpose.

An individual domiciled in California who is absent from California for an uninterrupted period of at least 546 consecutive days under an employment-related contract is considered outside California for other than a temporary or transitory purpose.

An individual is still considered outside California for other than a temporary or transitory purpose if return visits to California do not total more than 45 days during any taxable year covered by an employment contract.

This provision does not apply if an individual has income from stocks, bonds, notes, or other intangible personal property in excess of \$200,000 in any taxable year in which the employment-related contract is in effect.

A spouse/RDP absent from California for an uninterrupted period of at least 546 days to accompany a spouse/RDP under an employment-related contract is considered outside of California for other than a temporary or transitory purpose.

Generally, an individual who comes to California for a purpose which will extend over a long or indefinite period will be considered a resident. However, an individual who comes to perform a particular contract of short duration will be considered a nonresident.

For assistance in determining resident status, get FTB Pub. 1031, Guidelines for Determining Resident Status, and FTB Pub. 1032, Tax Information for Military Personnel, or call the FTB at 800.852.5711 or 916.845.6500.

E What is a Permanent Place of Business

A corporation has a permanent place of business in California if it is organized and existing under the laws of California or if it is a foreign corporation qualified to transact intrastate business by the California SOS. A corporation that has not qualified to transact intrastate business (e.g., a corporation

engaged exclusively in interstate commerce) will be considered as having a permanent place of business in California only if it maintains a permanent office in California that is permanently staffed by its employees.

F Withholding Agent

Keep Form 590 for your records. Do **not** send this form to the FTB unless it has been specifically requested.

For more information, contact Withholding Services and Compliance, see General Information G.

The vendor/payee must notify the withholding agent if any of the following situations occur:

- The individual vendor/payee becomes a nonresident.
- The corporation ceases to have a permanent place of business in California or ceases to be qualified to do business in California.
- The partnership ceases to have a permanent place of business in California.
- The LLC ceases to have a permanent place of business in California.
- The tax-exempt entity loses its tax-exempt status.

The withholding agent must then withhold and report the withholding using Form 592, Resident and Nonresident Withholding Statement, and remit the withholding using Form 592-A, Payment Voucher for Foreign Partner or Member Withholding, Form 592-B, Resident and Nonresident Withholding Tax Statement, is retained by the withholding agent and a copy is given to the payee.

G Publications, Forms, and Additional Information

You can download, view, and print California tax forms and publications at ftb.ca.gov.

To have publications or forms mailed to you or to get additional nonresident withholding information, contact the Withholding Services and Compliance.

WITHHOLDING SERVICES AND COMPLIANCE MS F182
FRANCHISE TAX BOARD
PO BOX 942867
SACRAMENTO CA 94267-0651

Telephone: 888.792.4900
916.845.4900
Fax: 916.845.9512

For all other questions unrelated to withholding or to access the TTY/TDD numbers, see the information below.

Internet and Telephone Assistance

Website: ftb.ca.gov
Telephone: 800.852.5711 from within the United States
916.845.6500 from outside the United States
TTY/TDD: 800.822.6268 for persons with hearing or speech impairments

Asistencia Por Internet y Teléfono

Sitio web: ftb.ca.gov
Teléfono: 800.852.5711 dentro de los Estados Unidos
916.845.6500 fuera de los Estados Unidos
TTY/TDD: 800.822.6268 personas con discapacidades auditivas y del habla

Request for Taxpayer Identification Number and Certification

**Give form to the
 requester. Do not
 send to the IRS.**

Print or type See Specific Instructions on page 2.	Name (as shown on your income tax return)	
	Business name, if different from above	
	Check appropriate box: <input type="checkbox"/> Individual/Sole proprietor <input type="checkbox"/> Corporation <input type="checkbox"/> Partnership <input type="checkbox"/> Limited liability company. Enter the tax classification (D=disregarded entity, C=corporation, P=partnership) ▶ <input type="checkbox"/> Exempt payee <input type="checkbox"/> Other (see instructions) ▶	
	Address (number, street, and apt. or suite no.)	Requester's name and address (optional)
	City, state, and ZIP code	
	List account number(s) here (optional)	

Part I Taxpayer Identification Number (TIN)

Enter your TIN in the appropriate box. The TIN provided must match the name given on Line 1 to avoid backup withholding. For individuals, this is your social security number (SSN). However, for a resident alien, sole proprietor, or disregarded entity, see the Part I instructions on page 3. For other entities, it is your employer identification number (EIN). If you do not have a number, see *How to get a TIN* on page 3.

Note. If the account is in more than one name, see the chart on page 4 for guidelines on whose number to enter.

Social security number
or
Employer identification number

Part II Certification

Under penalties of perjury, I certify that:

1. The number shown on this form is my correct taxpayer identification number (or I am waiting for a number to be issued to me), and
2. I am not subject to backup withholding because: (a) I am exempt from backup withholding, or (b) I have not been notified by the Internal Revenue Service (IRS) that I am subject to backup withholding as a result of a failure to report all interest or dividends, or (c) the IRS has notified me that I am no longer subject to backup withholding, and
3. I am a U.S. citizen or other U.S. person (defined below).

Certification instructions. You must cross out item 2 above if you have been notified by the IRS that you are currently subject to backup withholding because you have failed to report all interest and dividends on your tax return. For real estate transactions, item 2 does not apply. For mortgage interest paid, acquisition or abandonment of secured property, cancellation of debt, contributions to an individual retirement arrangement (IRA), and generally, payments other than interest and dividends, you are not required to sign the Certification, but you must provide your correct TIN. See the instructions on page 4.

Sign Here	Signature of U.S. person ▶	Date ▶
------------------	----------------------------	--------

General Instructions

Section references are to the Internal Revenue Code unless otherwise noted.

Purpose of Form

A person who is required to file an information return with the IRS must obtain your correct taxpayer identification number (TIN) to report, for example, income paid to you, real estate transactions, mortgage interest you paid, acquisition or abandonment of secured property, cancellation of debt, or contributions you made to an IRA.

Use Form W-9 only if you are a U.S. person (including a resident alien), to provide your correct TIN to the person requesting it (the requester) and, when applicable, to:

1. Certify that the TIN you are giving is correct (or you are waiting for a number to be issued),
2. Certify that you are not subject to backup withholding, or
3. Claim exemption from backup withholding if you are a U.S. exempt payee. If applicable, you are also certifying that as a U.S. person, your allocable share of any partnership income from a U.S. trade or business is not subject to the withholding tax on foreign partners' share of effectively connected income.

Note. If a requester gives you a form other than Form W-9 to request your TIN, you must use the requester's form if it is substantially similar to this Form W-9.

Definition of a U.S. person. For federal tax purposes, you are considered a U.S. person if you are:

- An individual who is a U.S. citizen or U.S. resident alien,
- A partnership, corporation, company, or association created or organized in the United States or under the laws of the United States,
- An estate (other than a foreign estate), or
- A domestic trust (as defined in Regulations section 301.7701-7).

Special rules for partnerships. Partnerships that conduct a trade or business in the United States are generally required to pay a withholding tax on any foreign partners' share of income from such business. Further, in certain cases where a Form W-9 has not been received, a partnership is required to presume that a partner is a foreign person, and pay the withholding tax. Therefore, if you are a U.S. person that is a partner in a partnership conducting a trade or business in the United States, provide Form W-9 to the partnership to establish your U.S. status and avoid withholding on your share of partnership income.

The person who gives Form W-9 to the partnership for purposes of establishing its U.S. status and avoiding withholding on its allocable share of net income from the partnership conducting a trade or business in the United States is in the following cases:

- The U.S. owner of a disregarded entity and not the entity,

- The U.S. grantor or other owner of a grantor trust and not the trust, and
- The U.S. trust (other than a grantor trust) and not the beneficiaries of the trust.

Foreign person. If you are a foreign person, do not use Form W-9. Instead, use the appropriate Form W-8 (see Publication 515, Withholding of Tax on Nonresident Aliens and Foreign Entities).

Nonresident alien who becomes a resident alien. Generally, only a nonresident alien individual may use the terms of a tax treaty to reduce or eliminate U.S. tax on certain types of income. However, most tax treaties contain a provision known as a “saving clause.” Exceptions specified in the saving clause may permit an exemption from tax to continue for certain types of income even after the payee has otherwise become a U.S. resident alien for tax purposes.

If you are a U.S. resident alien who is relying on an exception contained in the saving clause of a tax treaty to claim an exemption from U.S. tax on certain types of income, you must attach a statement to Form W-9 that specifies the following five items:

1. The treaty country. Generally, this must be the same treaty under which you claimed exemption from tax as a nonresident alien.
2. The treaty article addressing the income.
3. The article number (or location) in the tax treaty that contains the saving clause and its exceptions.
4. The type and amount of income that qualifies for the exemption from tax.
5. Sufficient facts to justify the exemption from tax under the terms of the treaty article.

Example. Article 20 of the U.S.-China income tax treaty allows an exemption from tax for scholarship income received by a Chinese student temporarily present in the United States. Under U.S. law, this student will become a resident alien for tax purposes if his or her stay in the United States exceeds 5 calendar years. However, paragraph 2 of the first Protocol to the U.S.-China treaty (dated April 30, 1984) allows the provisions of Article 20 to continue to apply even after the Chinese student becomes a resident alien of the United States. A Chinese student who qualifies for this exception (under paragraph 2 of the first protocol) and is relying on this exception to claim an exemption from tax on his or her scholarship or fellowship income would attach to Form W-9 a statement that includes the information described above to support that exemption.

If you are a nonresident alien or a foreign entity not subject to backup withholding, give the requester the appropriate completed Form W-8.

What is backup withholding? Persons making certain payments to you must under certain conditions withhold and pay to the IRS 28% of such payments. This is called “backup withholding.” Payments that may be subject to backup withholding include interest, tax-exempt interest, dividends, broker and barter exchange transactions, rents, royalties, nonemployee pay, and certain payments from fishing boat operators. Real estate transactions are not subject to backup withholding.

You will not be subject to backup withholding on payments you receive if you give the requester your correct TIN, make the proper certifications, and report all your taxable interest and dividends on your tax return.

Payments you receive will be subject to backup withholding if:

1. You do not furnish your TIN to the requester,
2. You do not certify your TIN when required (see the Part II instructions on page 3 for details),
3. The IRS tells the requester that you furnished an incorrect TIN,

4. The IRS tells you that you are subject to backup withholding because you did not report all your interest and dividends on your tax return (for reportable interest and dividends only), or

5. You do not certify to the requester that you are not subject to backup withholding under 4 above (for reportable interest and dividend accounts opened after 1983 only).

Certain payees and payments are exempt from backup withholding. See the instructions below and the separate Instructions for the Requester of Form W-9.

Also see *Special rules for partnerships* on page 1.

Penalties

Failure to furnish TIN. If you fail to furnish your correct TIN to a requester, you are subject to a penalty of \$50 for each such failure unless your failure is due to reasonable cause and not to willful neglect.

Civil penalty for false information with respect to withholding. If you make a false statement with no reasonable basis that results in no backup withholding, you are subject to a \$500 penalty.

Criminal penalty for falsifying information. Willfully falsifying certifications or affirmations may subject you to criminal penalties including fines and/or imprisonment.

Misuse of TINs. If the requester discloses or uses TINs in violation of federal law, the requester may be subject to civil and criminal penalties.

Specific Instructions

Name

If you are an individual, you must generally enter the name shown on your income tax return. However, if you have changed your last name, for instance, due to marriage without informing the Social Security Administration of the name change, enter your first name, the last name shown on your social security card, and your new last name.

If the account is in joint names, list first, and then circle, the name of the person or entity whose number you entered in Part I of the form.

Sole proprietor. Enter your individual name as shown on your income tax return on the “Name” line. You may enter your business, trade, or “doing business as (DBA)” name on the “Business name” line.

Limited liability company (LLC). Check the “Limited liability company” box only and enter the appropriate code for the tax classification (“D” for disregarded entity, “C” for corporation, “P” for partnership) in the space provided.

For a single-member LLC (including a foreign LLC with a domestic owner) that is disregarded as an entity separate from its owner under Regulations section 301.7701-3, enter the owner’s name on the “Name” line. Enter the LLC’s name on the “Business name” line.

For an LLC classified as a partnership or a corporation, enter the LLC’s name on the “Name” line and any business, trade, or DBA name on the “Business name” line.

Other entities. Enter your business name as shown on required federal tax documents on the “Name” line. This name should match the name shown on the charter or other legal document creating the entity. You may enter any business, trade, or DBA name on the “Business name” line.

Note. You are requested to check the appropriate box for your status (individual/sole proprietor, corporation, etc.).

Exempt Payee

If you are exempt from backup withholding, enter your name as described above and check the appropriate box for your status, then check the “Exempt payee” box in the line following the business name, sign and date the form.

Generally, individuals (including sole proprietors) are not exempt from backup withholding. Corporations are exempt from backup withholding for certain payments, such as interest and dividends.

Note. If you are exempt from backup withholding, you should still complete this form to avoid possible erroneous backup withholding.

The following payees are exempt from backup withholding:

1. An organization exempt from tax under section 501(a), any IRA, or a custodial account under section 403(b)(7) if the account satisfies the requirements of section 401(f)(2),
2. The United States or any of its agencies or instrumentalities,
3. A state, the District of Columbia, a possession of the United States, or any of their political subdivisions or instrumentalities,
4. A foreign government or any of its political subdivisions, agencies, or instrumentalities, or
5. An international organization or any of its agencies or instrumentalities.

Other payees that may be exempt from backup withholding include:

6. A corporation,
7. A foreign central bank of issue,
8. A dealer in securities or commodities required to register in the United States, the District of Columbia, or a possession of the United States,
9. A futures commission merchant registered with the Commodity Futures Trading Commission,
10. A real estate investment trust,
11. An entity registered at all times during the tax year under the Investment Company Act of 1940,
12. A common trust fund operated by a bank under section 584(a),
13. A financial institution,
14. A middleman known in the investment community as a nominee or custodian, or
15. A trust exempt from tax under section 664 or described in section 4947.

The chart below shows types of payments that may be exempt from backup withholding. The chart applies to the exempt payees listed above, 1 through 15.

IF the payment is for . . .	THEN the payment is exempt for . . .
Interest and dividend payments	All exempt payees except for 9
Broker transactions	Exempt payees 1 through 13. Also, a person registered under the Investment Advisers Act of 1940 who regularly acts as a broker
Barter exchange transactions and patronage dividends	Exempt payees 1 through 5
Payments over \$600 required to be reported and direct sales over \$5,000 ¹	Generally, exempt payees 1 through 7

¹ See Form 1099-MISC, Miscellaneous Income, and its instructions.

² However, the following payments made to a corporation (including gross proceeds paid to an attorney under section 6045(f), even if the attorney is a corporation) and reportable on Form 1099-MISC are not exempt from backup withholding: medical and health care payments, attorneys' fees, and payments for services paid by a federal executive agency.

Part I. Taxpayer Identification Number (TIN)

Enter your TIN in the appropriate box. If you are a resident alien and you do not have and are not eligible to get an SSN, your TIN is your IRS individual taxpayer identification number (ITIN). Enter it in the social security number box. If you do not have an ITIN, see *How to get a TIN* below.

If you are a sole proprietor and you have an EIN, you may enter either your SSN or EIN. However, the IRS prefers that you use your SSN.

If you are a single-member LLC that is disregarded as an entity separate from its owner (see *Limited liability company (LLC)* on page 2), enter the owner's SSN (or EIN, if the owner has one). Do not enter the disregarded entity's EIN. If the LLC is classified as a corporation or partnership, enter the entity's EIN.

Note. See the chart on page 4 for further clarification of name and TIN combinations.

How to get a TIN. If you do not have a TIN, apply for one immediately. To apply for an SSN, get Form SS-5, Application for a Social Security Card, from your local Social Security Administration office or get this form online at www.ssa.gov. You may also get this form by calling 1-800-772-1213. Use Form W-7, Application for IRS Individual Taxpayer Identification Number, to apply for an ITIN, or Form SS-4, Application for Employer Identification Number, to apply for an EIN. You can apply for an EIN online by accessing the IRS website at www.irs.gov/businesses and clicking on Employer Identification Number (EIN) under Starting a Business. You can get Forms W-7 and SS-4 from the IRS by visiting www.irs.gov or by calling 1-800-TAX-FORM (1-800-829-3676).

If you are asked to complete Form W-9 but do not have a TIN, write "Applied For" in the space for the TIN, sign and date the form, and give it to the requester. For interest and dividend payments, and certain payments made with respect to readily tradable instruments, generally you will have 60 days to get a TIN and give it to the requester before you are subject to backup withholding on payments. The 60-day rule does not apply to other types of payments. You will be subject to backup withholding on all such payments until you provide your TIN to the requester.

Note. Entering "Applied For" means that you have already applied for a TIN or that you intend to apply for one soon.

Caution: A disregarded domestic entity that has a foreign owner must use the appropriate Form W-8.

Part II. Certification

To establish to the withholding agent that you are a U.S. person, or resident alien, sign Form W-9. You may be requested to sign by the withholding agent even if items 1, 4, and 5 below indicate otherwise.

For a joint account, only the person whose TIN is shown in Part I should sign (when required). Exempt payees, see *Exempt Payee* on page 2.

Signature requirements. Complete the certification as indicated in 1 through 5 below.

1. Interest, dividend, and barter exchange accounts opened before 1984 and broker accounts considered active during 1983. You must give your correct TIN, but you do not have to sign the certification.

2. Interest, dividend, broker, and barter exchange accounts opened after 1983 and broker accounts considered inactive during 1983. You must sign the certification or backup withholding will apply. If you are subject to backup withholding and you are merely providing your correct TIN to the requester, you must cross out item 2 in the certification before signing the form.

3. Real estate transactions. You must sign the certification. You may cross out item 2 of the certification.

4. Other payments. You must give your correct TIN, but you do not have to sign the certification unless you have been notified that you have previously given an incorrect TIN. "Other payments" include payments made in the course of the requester's trade or business for rents, royalties, goods (other than bills for merchandise), medical and health care services (including payments to corporations), payments to a nonemployee for services, payments to certain fishing boat crew members and fishermen, and gross proceeds paid to attorneys (including payments to corporations).

5. Mortgage interest paid by you, acquisition or abandonment of secured property, cancellation of debt, qualified tuition program payments (under section 529), IRA, Coverdell ESA, Archer MSA or HSA contributions or distributions, and pension distributions. You must give your correct TIN, but you do not have to sign the certification.

What Name and Number To Give the Requester

For this type of account:	Give name and SSN of:
1. Individual	The individual
2. Two or more individuals (joint account)	The actual owner of the account or, if combined funds, the first individual on the account ¹
3. Custodian account of a minor (Uniform Gift to Minors Act)	The minor ²
4. a. The usual revocable savings trust (grantor is also trustee)	The grantor-trustee ¹
b. So-called trust account that is not a legal or valid trust under state law	The actual owner ¹
5. Sole proprietorship or disregarded entity owned by an individual	The owner ³
For this type of account:	Give name and EIN of:
6. Disregarded entity not owned by an individual	The owner
7. A valid trust, estate, or pension trust	Legal entity ⁴
8. Corporate or LLC electing corporate status on Form 8832	The corporation
9. Association, club, religious, charitable, educational, or other tax-exempt organization	The organization
10. Partnership or multi-member LLC	The partnership
11. A broker or registered nominee	The broker or nominee
12. Account with the Department of Agriculture in the name of a public entity (such as a state or local government, school district, or prison) that receives agricultural program payments	The public entity

¹ List first and circle the name of the person whose number you furnish. If only one person on a joint account has an SSN, that person's number must be furnished.

² Circle the minor's name and furnish the minor's SSN.

³ You must show your individual name and you may also enter your business or "DBA" name on the second name line. You may use either your SSN or EIN (if you have one), but the IRS encourages you to use your SSN.

⁴ List first and circle the name of the trust, estate, or pension trust. (Do not furnish the TIN of the personal representative or trustee unless the legal entity itself is not designated in the account title.) Also see *Special rules for partnerships* on page 1.

Note. If no name is circled when more than one name is listed, the number will be considered to be that of the first name listed.

Secure Your Tax Records from Identity Theft

Identity theft occurs when someone uses your personal information such as your name, social security number (SSN), or other identifying information, without your permission, to commit fraud or other crimes. An identity thief may use your SSN to get a job or may file a tax return using your SSN to receive a refund.

To reduce your risk:

- Protect your SSN,
- Ensure your employer is protecting your SSN, and
- Be careful when choosing a tax preparer.

Call the IRS at 1-800-829-1040 if you think your identity has been used inappropriately for tax purposes.

Victims of identity theft who are experiencing economic harm or a system problem, or are seeking help in resolving tax problems that have not been resolved through normal channels, may be eligible for Taxpayer Advocate Service (TAS) assistance. You can reach TAS by calling the TAS toll-free case intake line at 1-877-777-4778 or TTY/TDD 1-800-829-4059.

Protect yourself from suspicious emails or phishing schemes.

Phishing is the creation and use of email and websites designed to mimic legitimate business emails and websites. The most common act is sending an email to a user falsely claiming to be an established legitimate enterprise in an attempt to scam the user into surrendering private information that will be used for identity theft.

The IRS does not initiate contacts with taxpayers via emails. Also, the IRS does not request personal detailed information through email or ask taxpayers for the PIN numbers, passwords, or similar secret access information for their credit card, bank, or other financial accounts.

If you receive an unsolicited email claiming to be from the IRS, forward this message to phishing@irs.gov. You may also report misuse of the IRS name, logo, or other IRS personal property to the Treasury Inspector General for Tax Administration at 1-800-366-4484. You can forward suspicious emails to the Federal Trade Commission at: spam@uce.gov or contact them at www.consumer.gov/idtheft or 1-877-IDTHEFT(438-4338).

Visit the IRS website at www.irs.gov to learn more about identity theft and how to reduce your risk.

Privacy Act Notice

Section 6109 of the Internal Revenue Code requires you to provide your correct TIN to persons who must file information returns with the IRS to report interest, dividends, and certain other income paid to you, mortgage interest you paid, the acquisition or abandonment of secured property, cancellation of debt, or contributions you made to an IRA, or Archer MSA or HSA. The IRS uses the numbers for identification purposes and to help verify the accuracy of your tax return. The IRS may also provide this information to the Department of Justice for civil and criminal litigation, and to cities, states, the District of Columbia, and U.S. possessions to carry out their tax laws. We may also disclose this information to other countries under a tax treaty, to federal and state agencies to enforce federal nontax criminal laws, or to federal law enforcement and intelligence agencies to combat terrorism.

You must provide your TIN whether or not you are required to file a tax return. Payers must generally withhold 28% of taxable interest, dividend, and certain other payments to a payee who does not give a TIN to a payer. Certain penalties may also apply.

**DEPARTMENT OF TRANSPORTATION
COUNTY OF EL DORADO, CALIFORNIA**

SPECIAL PROVISIONS

ANNEXED TO CONTRACT NO. PW 09-30488
CIP NO. 95189

SECTION 1. SPECIFICATIONS AND PLANS

1-1.01 GENERAL

The work embraced herein shall be done in accordance with the Standard Specifications, dated May 2006, including the Amendments to the Standard Specifications, and Standard Plans, dated May 2006, of the California Department of Transportation (Caltrans) insofar as the same may apply, and in accordance with the following Special Provisions.

Special Notice:

This Project proposes a Base Bid (Schedule A) and an Additive Alternate Bid (Schedule B). This Contract contains special proposal conditions, bonding requirements, and payment provisions dealing with the Base Bid (Schedule A) and Additive Alternate Bid (Schedule B).

In case of conflict between the Standard Specifications and these Special Provisions, the Special Provisions shall take precedence over and be used in lieu of such conflicting portions. The Contractor's attention is also directed to Sections 4-1.01, "Intent of Plans and Specifications," and 5-1.04, "Coordination and Interpretation of Plans, Standard Specifications, and Special Provisions," of the Standard Specifications.

1-1.02 DEFINITIONS AND TERMS

As used in the Contract Documents, unless the context requires otherwise, the following terms have the following meanings:

CALTRANS – The State of California Department of Transportation.

CONTRACTOR – Contractor responsible for constructing the **Christmas Valley Phase 2B Erosion Control Project** Improvements.

COUNTY – County of El Dorado, a political subdivision of the State of California.

CTC – California Tahoe Conservancy.

CCC – California Conservation Corps.

DOT / DEPARTMENT / DEPARTMENT OF TRANSPORTATION / RECIPIENT - The Department of Transportation as created by the Board of Supervisors for the County of El Dorado.

US DOT – The United States of America Department of Transportation.

COUNTY SURVEYOR – The elected official holding the title of County Surveyor for the County of El Dorado, whose office is located in Placerville, California.

DBE – Disadvantaged Business Enterprise. This definition includes disadvantaged, small, minority, and women owned business enterprises.

DEPUTY DIRECTOR – The Deputy Director of Engineering in the Department of Transportation for the County of El Dorado.

DIRECTOR OF TRANSPORTATION – The Director of Transportation for the County of El Dorado.

ENGINEER / STATE HIGHWAY ENGINEER – The Director of Transportation for the County of El Dorado, or his authorized representative (Resident Engineer).

FHWA – Federal Highway Administration.

LABORATORY – The established laboratory of the El Dorado County Department of Transportation or laboratories authorized by the Engineer to test materials and work involved in the contract.

LAHONTAN – The California Regional Water Quality Control Board (CRWQCB) in the Lake Tahoe area known as the Lahontan Region.

MUTCD – California Manual on Uniform Traffic Control Devices (FHWA's MUTCD 2003 Revision 1, as amended for use in California), also called the California MUTCD.

OSHA – Occupational Safety and Health Administration.

PLANS – The improvement plans titled “**CHRISTMAS VALLEY PHASE 2B EROSION CONTROL PROJECT**” approved by the County of E Dorado Department of Transportation, and the Standard Plans.

SEZ – Stream Environment Zone - Land Capability Class 1b.

STANDARD PLANS – The May 2006 edition of the Standard Plans of the State of California, Department of Transportation (Caltrans) and Standard Plans Errata.

STANDARD SPECIFICATIONS – The May 2006 edition of the Standard Specifications of the State of California, Department of Transportation (Caltrans) and the Amendments to the May 2006 Standard Specifications.

STPUD – South Tahoe Public Utility District.

SURVEYOR – An employee of the County of El Dorado Department of Transportation who is a registered Land Surveyor or who is performing surveying under the license of a registered Land Surveyor who is also employed by the Department of Transportation.

STATE – County of El Dorado.

TRCD – Tahoe Resource Conservation District.

TRPA – Tahoe Regional Planning Agency.

USDA – United States Department of Agriculture.

USFS – United States Forest Service; also known as the USDA Forest Service – an agency of the United States Department of Agriculture.

All other Definitions and Terms are in accordance with the Standard Specifications.

1-1.03 AMENDMENTS TO THE STANDARD SPECIFICATIONS

Attention is directed to Appendix A of these Special Provisions, containing Amendments to the Standard Specifications as issued by the State of California Department of Transportation. These Amendments are hereby incorporated into the Contract Documents to replace or supplement those sections of the Standard

Specifications where an Amendment exists, and are to be treated the same as the Standard Specifications in relation to other Contract Documents.

SECTION 2. PROPOSAL REQUIREMENTS AND CONDITIONS

2-1.01 GENERAL

The Bidders' attention is directed to the provisions in Section 2, "Proposal Requirements and Conditions," of the Standard Specifications and these Special Provisions for the requirements and conditions which it must observe in the preparation of the Proposal form and the submission of the bid.

The first sentence of the second paragraph in Section 2-1.05, "Proposal Forms," of the Standard Specifications is amended to read:

"The Proposal form is bound together with the Notice to Bidders, Special Provisions, Agreement and attendant documents."

A Proposal shall be deemed "Non-Responsive" if the Proposal is submitted without the entire Contract Document package attached.

In addition to whom the bidder proposes to directly subcontract portions of the Work as required in accordance with Section 2-1.054, "Required Listing of Proposed Subcontractors," of the Standard Specifications, the list of subcontractors shall also set forth the percentage of each bid item that will be done by each subcontractor listed. A sheet for listing the subcontractors is included in the Proposal section of these Contract Documents.

The first sentence of the last paragraph in Section 2-1.07, "Proposal Guaranty," of the Standard Specifications is amended to read:

The bidder's bonds shall conform to the bond forms included in this Proposal for the project "CHRISTMAS VALLEY PHASE 2B EROSION CONTROL PROJECT", and shall be properly filled out and executed. Do not detach the bidder's bonds from the proposal.

The Proposal shall not be detached and shall be submitted with the Contract Documents bid package in its entirety.

The form of Bidder's Bond mentioned in the last paragraph in Section 2-1.07, "Proposal Guaranty," of the Standard Specifications will be found in the Proposal. **The Bidder shall furnish two separate Bidder's Bonds, one in an amount equal to at least 10 percent (10%) of the total amount bid for Base Bid (Schedule A) and another in an amount equal to at least 10 percent (10%) of the total amount bid for the Additive Alternate Bid (Schedule B). If only Base Bid (Schedule A) is awarded, the Bidders Bond from the lowest responsive responsible Bidder for Additive Alternate Bid (Schedule B) will be released to that Bidder with the Notice of Award Letter.**

In accordance with Public Contract Code Section 7106, a Noncollusion Affidavit is included in the Proposal. Signing the proposal shall also constitute signature of the Noncollusion Affidavit.

Contractor, sub recipient or subcontractor shall not discriminate on the basis of race, color, national origin, or sex in the performance of this Contract. Contractor shall carry out applicable requirements of 7 CFR Part 3016 in the award and administration of USDA assisted contracts. Failure by Contractor to carry out these requirements is a material breach of this Contract, which may result in the termination of this Contract or such other remedy, as County deems appropriate. Each subcontract signed by the bidder must include this assurance.

2-1.01A BASE BID AND ADDITIVE ALTERNATE BID

Attention is directed to Section 3, "Award and Execution of Contract," and Section 4, "Beginning of Work, Time of Completion and Liquidated Damages," of these Special Provisions. This Project proposes a Base Bid (Schedule A) and an Additive Alternate Bid (Schedule B). Both Schedule A and Schedule B must be completed for the Bid to be considered responsible and responsive.

2-1.02 REQUIRED LISTING OF PROPOSED SUBCONTRACTORS

Each Proposal shall have listed therein the name, contractor's license number, and address of each subcontractor to whom the bidder proposes to subcontract portions of the work in an amount in excess of 0.5% of the total bid or \$10,000, whichever is greater, in accordance with the Subletting and Subcontracting Fair Practices Act, commencing with Section 4100 of the Public Contract Code. The Bidder shall also include in the Subcontractor Listing the work portion to be performed by each subcontractor listed. The work portion shall be shown by listing the bid item number, description, and percentage of each bid item subcontracted. The percentage of each bid item subcontracted may be submitted with the Bidder's bid or sent via email or fax to Donaldo Palaroan, County of El Dorado Department of Transportation, email-donaldo.palaroan@edcgov.us, fax-(530) 541-7049 within 24 hours of the date and time listed for the bid opening in the Notice to Bidders. The email or fax shall contain the name of each subcontractor submitted with the Bidder's bid along with the percentage of each bid item subcontracted. At the time of award, all listed subcontractors shall be properly licensed to perform their designated work. The bidder's attention is directed to other provisions of the Act related to the imposition of penalties for failure to observe its provisions by using unauthorized subcontractors or by making unauthorized substitutions.

2-1.03 DISADVANTAGED BUSINESS ENTERPRISE (DBE)

Contractor or Subcontractor shall not discriminate on the basis of race, color, national origin, or sex in the performance of this Contract. Contractor shall carry out applicable requirements of 7 CFR Part 3016 in the award and administration of this United States Forest Service assisted Contract. The applicable requirements of 7 CFR Part 3016 is as follows:

(a) *Contracting with small and minority firms, women's business enterprise and labor surplus area firms.*

- (1) Contractor will take all necessary affirmative steps to assure that minority firms, women's business enterprises, and labor surplus area firms are used when possible.
- (2) Affirmative steps shall include:
 - (i) Placing qualified small and minority businesses and women's business enterprises on solicitation lists;
 - (ii) Assuring that small and minority businesses, and women's business enterprises are solicited whenever they are potential sources;
 - (iii) Dividing total requirements, when economically feasible, into smaller tasks or quantities to permit maximum participation by small and minority business, and women's business enterprises;
 - (iv) Establishing delivery schedules, where the requirement permits, which encourage participation by small and minority business, and women's business enterprises;
 - (v) Using the services and assistance of the Small Business Administration, and the Minority Business Development Agency of the Department of Commerce; and
 - (vi) Requiring the prime contractor, if subcontracts are to be let, to take the affirmative steps listed in paragraphs (a)(2) (i) through (v) of this section.

Failure by Contractor to carry out these requirements is a material breach of the Contract, which may result in the termination of the Contract or such other remedy as County deems appropriate. Contractor shall include this assurance in every subcontract entered into as a result of the Contract.

Pursuant to 7 CFR Part 3016.36(e)(2)(v), Bidder is required to utilize the services and assistance of the U.S. Small Business Administration, San Francisco District Office, Minority Enterprise Development Division, 455 Market Street, Sixth Floor, San Francisco, California 94105, Telephone - (415) 744-6820, and the U.S. Department of Commerce, Minority Business Development Agency, 221 Main Street, Suite 1280, San Francisco, California, 94105, Telephone - (415) 744-3001, for assistance in locating DBE firms.

2-1.04 NOT USED

2-1.05 FEDERAL LOBBYING RESTRICTIONS

Section 1352, Title 31, United States Code prohibits Federal funds from being expended by the recipient or any lower tier sub recipient of a Federal-aid contract to pay any person for influencing or attempting to influence a Federal agency or Congress in connection with the awarding of any Federal-aid contract, the making of any Federal grant or loan, or the entering into of any cooperative agreement.

If any funds other than Federal funds have been paid for the same purposes in connection with this Federal-aid contract, the recipient shall submit an executed certification and, if required, submit a completed disclosure form as part of the bid documents.

A certification for Federal-aid contracts regarding payment of funds to lobby Congress or a Federal agency is included in the Proposal. Information regarding standard Form-LLL, "Disclosure of Lobbying Activities," is also included in the Proposal. Signing the Proposal shall constitute signature of the Certification.

The above-referenced certification and disclosure of lobbying activities shall be included in each subcontract and any lower-tier contracts exceeding \$100,000. All disclosure forms, but not certifications, shall be forwarded from tier to tier until received by the Engineer.

Contractor, subcontractors, and any lower-tier contractors shall file a disclosure form at the end of each calendar quarter in which there occurs any event that requires disclosure or that materially affects the accuracy of the information contained in any disclosure form previously filed by Contractor, subcontractor, and any lower-tier contractors. An event that materially affects the accuracy of the information reported includes:

- 1) A cumulative increase of \$25,000 or more in the amount paid or expected to be paid for influencing or attempting to influence a covered Federal action; or
- 2) A change in person(s) or individual(s) influencing or attempting to influence a covered Federal action; or
- 3) A change in the officer(s), employee(s), or member(s) influencing or attempting to influence a covered Federal action.

2-1.06 BID PROTEST PROCEDURE

The protest procedure is intended to handle and resolve disputes related to the bid award for this project pursuant to Title 7 Code of Federal Regulations Chapter XXX Part 3016, and County of El Dorado policies and procedures. A protestor must exhaust all administrative remedies with the County of El Dorado before pursuing a protest with a Federal Agency. Reviews of protests by the Federal agency will be limited to:

(i.) Violations of Federal law or regulations and the standards of 7 CFR Chapter XXX Part 3016. Violations of State of California or local law will be under the jurisdiction of the State of California or the County of El Dorado; and

(ii.) Violation of the County of El Dorado's protest procedures for failure to review a complaint or protest. Protests received by the Federal agency other than those specified above will be referred to the County of El Dorado.

The protest procedure is an extension of the formal bid process and allows those who wish to protest the recommendation of an award after bid the opportunity to be heard. This procedure is available after the informal methods have failed to reach a solution.

Policy: Upon completion of the bid evaluation and concurrently with recommendation by the Department of Transportation to the Board of Supervisors for award, the Department of Transportation shall notify all bidders of the recommendation of award, the basis therefore, and the date and time on which the recommendation for award will be considered and acted upon by the Board of Supervisors. All bidders may attend the Board of Supervisors meeting at that time the agenda item is considered, address the Board of Supervisors and be heard.

Procedure: If a bidder wishes to protest the award, the procedure shall be as follows:

1. The Department of Transportation will review the bids received in a timely fashion under the terms and conditions of the Notice to Bidders, and notify the bidders in writing, at the address designated in the bid, of its recommendation including for award or rejection of bids ("All Bidders Letter").
2. Within five (5) working days from the date of the "All Bidders Letter," the bidder protesting the recommendation for award shall submit a letter of protest to the Department of Transportation, 924B Emerald Bay Road, South Lake Tahoe, CA 96150, and state in detail the basis and reasons for the protest. The bidder must provide facts to support the protest, including any evidence they wish considered, together with the law, rule, regulation, or criteria on which the protest is based.
3. If the Department of Transportation finds that protest to be valid, it may modify its award recommendations and notify all bidders of that decision. If the Department of Transportation does not agree with the protest, or otherwise fails to resolve the protest, the Department of Transportation will notify the bid protestor and all interested parties of its decision and the date and time that the recommendation for award will be agendized for the Board of Supervisors' consideration and action. The Department of Transportation shall also include in its report the details of the bid protest.
4. The bidder may attend the Board of Supervisors meeting at which the recommendation and bid protest will be considered. In the event that the bidder is not in attendance at that time, the bid protest may be dismissed by the Board of Supervisors without further consideration. If the bidder is in attendance, the Board of Supervisors will take comment from the bidder, staff, and members of the public who wish to speak on the item.

At its discretion, the County of El Dorado may accept or reject any bids. The decision of the Board of Supervisors shall be final in accepting or rejecting the bid protest, awarding the bid, or rejecting any or all bids.

SECTION 3. AWARD AND EXECUTION OF CONTRACT

3-1.01 GENERAL

The Bidder's attention is directed to the provisions in Section 3, "Award and Execution of Contract," of the Standard Specifications and these Special Provisions for the requirements and conditions concerning submittal of DBE information, award, and execution of contract.

3-1.02 AWARD OF CONTRACT

County may award the work contained in the Base Bid (Schedule A) only, both the Base Bid (Schedule A) and the Additive Alternate Bid (Schedule B), or reject all bids.

Section 3-1.01, "Award of Contract", of the Standard Specifications is amended to read:

3-1.01 Award of Contract; The right is reserved to reject any and all proposals. The award of contract, if it be awarded, will be to the lowest, responsive, responsible Bidder whose Proposal complies with all the requirements prescribed. The lowest, responsive, responsible bid will be based on the **total bid for both the Base Bid (Schedule A) and the Additive Alternate Bid (Schedule B)**. Such award, if made, will be made within sixty (60) days after the opening of the Proposals. This period will be subject to extension for such further period as may be agreed upon in writing between the Department and the bidder concerned. County will determine at the time of award to award either: **The Base Bid (Schedule A) work only, or the Base Bid (Schedule A) work and the Additive Alternate Bid (Schedule B) work.**

All bids will be compared on the basis of the Proposal Pay Items and Bid Price Schedule of the quantities of work to be done.

The lowest responsive responsible bidder shall be the bidder submitting the lowest additive total of all the bid items in both the Base Bid (Schedule A) and the Additive Alternate Bid (Schedule B). In the event of a discrepancy between the unit price bid and the extended unit total as stated on the Proposal, the amount bid for the unit price shall control and shall be utilized in calculating the additive total of the bid items for purposes of award, including revisions by Addenda, and as specified in the Proposal instructions.

3-1.03 EXECUTION OF CONTRACT

Attention is directed to the "Notice to Bidders" and "Proposal" for this Contract. Barring some unforeseen irregularity, Notice of Award will be sent to the lowest responsive responsible bidder after approval by the County of El Dorado Board of Supervisors.

The successful Bidder shall return the signed Contract, the Contract bonds, a California Form 590-Withholding Exemption Certificate, a Federal Form W-9-Request for Taxpayer Identification Number and Certification, and certificates of insurance to the Office of the Department of Transportation **within five (5) days, not including Saturdays, Sundays, and legal holidays, of the date of the Notice of Award of Contract Letter**. Priority delivery or mail of these documents should be to the attention of the Janel Gifford, County of El Dorado Department of Transportation at 2411 Headington Road, Placerville, California 95667.

BASE BID AND ADDITIVE ALTERNATE BID

If the work contained in both the Base Bid (Schedule A) and the Additive Alternate Bid (Schedule B) is awarded, the Contract will contain all work included in both Schedule A and Schedule B. The Notice of Award will state that both Schedule A and Schedule B work has been awarded.

BASE BID (SCHEDULE A) AWARDED ONLY

If only the work contained in the Base Bid (Schedule A) is awarded, the Contract will contain only the work included in Schedule A. The Notice of Award will state that only Schedule A work has been awarded.

The failure of the successful bidder to furnish any bond required of it by law or by these Contract Documents or the failure to execute the Contract, or the failure to provide the required insurance documents within the time fixed for the execution of the Contract and return of the bonds and insurance constitutes a failure to execute and return the Contract as required herein. Upon such failure or refusal to return the executed Agreement, or to provide the bonds or insurance documents required herein, the Bidder's security shall be forfeited to County.

SECTION 4. BEGINNING OF WORK, TIME OF COMPLETION AND LIQUIDATED DAMAGES

4-1.01 GENERAL

Attention is directed to the provisions in Section 8-1.06, "Time of Completion," and in Section 8-1.07, "Liquidated Damages," of the Standard Specifications and these Special Provisions. Section 8-1.03, "Beginning of Work," of the Standard Specifications shall not apply and shall be replaced with the following:

Contractor's work shall begin on the date stated in the Notice to Proceed.

Time is of the essence in this Contract.

Should Contractor begin work in advance of receiving the Notice to Proceed, any work performed by Contractor in advance of the date stated in the Notice to Proceed shall be considered as having been done by Contractor at Contractor's own risk and as a volunteer.

If only Base Bid (Schedule A) is awarded, the Contract days shall begin on the date stated in the Notice to Proceed for Schedule A Work and the Schedule A Work shall be diligently prosecuted to completion before the expiration of

TWENTY-FIVE (25) WORKING DAYS.

If both the Base Bid and the Additive Alternate Bid are awarded,

FIFTEEN (15) WORKING DAYS

will be added to the Contract days to allow for completion of both Schedules A and B.

Contractor shall pay to the County of El Dorado the sum of two thousand four hundred ten dollars (**\$2,410.00**) for each calendar day, as liquidated damages and not as a penalty, for each and every calendar day's delay in finishing the Work in excess of the contract time prescribed herein. If only Schedule A Work is awarded, liquidated damages will be assessed for each and every calendar day's delay in finishing of the Work in Schedule A in excess of the **twenty-five (25) working days** prescribed herein. If both Schedule A and Schedule B Work are awarded, liquidated damages will be assessed for each and every calendar day's delay in the finishing of the Work in both Schedules A and B in excess of the **forty (40) working days** prescribed herein. The County will suspend the assessment of liquidated damages for each day between October 15 and May 1 on which climatic conditions or governing agency rules and regulation prohibit the Contractor from performing the Work.

Contractor is advised that most construction operations are prohibited by local agency ordinances in the period between October 15 and May 1. Contractor is responsible for contacting the TRPA and Lahontan to determine the conditions under which this requirement may be modified for specific types of work and for unusual weather conditions.

4-1.02 CONSTRUCTION SCHEDULE AND WORK HOURS

Contractor shall schedule its work day between the hours of 8:00 a.m. to 6:30 p.m. weekdays. These work hours may be extended only with the written approval of the Engineer. A working day shall be defined as Monday through Friday excluding the following County-observed holidays: New Years Day, Martin Luther King Jr.'s Birthday, Washington's Birthday, Memorial Day, Independence Day, Labor Day, Veteran's Day, Thanksgiving, Friday after Thanksgiving, Christmas Eve, and Christmas Day. Contractor may work on Saturdays, Sundays, or County-observed holidays, from 8:00 a.m. to 5:00 p.m., only with the written approval of the Engineer. If the Engineer approves work on such days and Contractor works on the controlling operation or operations for at least 60% of the total daily time, these days will be counted as working days. Controlling operation is defined in Section 8-1.06 "Time of Completion" of the Standard Specifications.

4-1.02A COMMENCEMENT OF WORK REQUIREMENTS

The Contract working days shall begin on the date specified in the Notice to Proceed letter issued to Contractor. The Engineer will review and work with Contractor cooperatively to approve Contractor's submittals and schedule the pre-grade inspection by TRPA within ten (10) days of the date specified in the Notice to Proceed. Contractor shall install Temporary Erosion Control measures within ten (10) days of the date specified in the Notice to Proceed.

Contractor shall complete the work within: **twenty-five (25) working days** of the date specified in the Notice to Proceed if only the Base Bid (Schedule A) is awarded, or within **forty (40) working days** of the date specified in the Notice to Proceed if both Base Bid (Schedule A) and Additive Alternate Bid (Schedule B) are awarded.

The Contract days shall begin on the date specified in the Notice to Proceed, and Contractor may not begin work (other than the temporary erosion control installation) until all required submittals are approved by the Engineer and TRPA completes its required pre-grade inspection.

Contractor's attention is directed to Section 10-1.01, "Order of Work," in these Special Provisions.

4-1.03 CONTRACTOR SUBMITTALS

Contractor may provide the Submittals required in Section 4-1.03, "Contractor Submittals," to the Engineer as early as ten (10) working days after the receipt of the Notice of Award, but must comply with these submittal requirements within five (5) working days of receipt of Notice to Proceed, or as stated below.

- Contractor must submit a Construction Schedule for the Engineer's review and approval. The first two paragraphs of Section 8-1.04, "Progress Schedule," of the Standard Specifications shall not apply. If the Engineer requires changes to the initial Construction Schedule, Contractor shall provide the Engineer with a revised schedule within five (5) working days of receipt of the Notice to Proceed. Subsequent Schedules shall be updated and submitted to the Engineer at the weekly meetings if Contractor falls behind the initially approved schedule by more than three (3) days. Contents of all schedules shall conform to paragraphs three, four, and five of Section 8-1.04, "Progress Schedule," of the Standard Specifications.
- Contractor must submit the name and address of its authorized representative who is to receive all written notices under this Contract.
- Contractor must submit a Temporary Erosion Control Plan that shall include the locations and descriptions of erosion control measures and daily clean up measures in accordance with all federal, state, and local agency regulations, the Plans, the Storm Water Pollution Prevention Plan (SWPPP), and these Special Provisions. Contractor may use the temporary erosion control measures and details shown on the Plans in preparing a Temporary Erosion Control Plan. However, Contractor's Temporary Erosion Control Plan shall show specifically where filter fence, weighted fiber rolls or gravel-filled rolls, rice straw fiber rolls, and gravel bags will be applied, where the tire wash and concrete wash areas will be located, and any additional temporary erosion control required due to Contractor's method of operation or required to meet TRPA and Lahontan permit requirements. Contractor's Temporary Erosion Control Plan shall also detail specifically what temporary erosion control measures will be applied and where the temporary erosion control measures will be placed in any area to be used to store Contractor's materials, equipment, and supplies. All temporary erosion control measures, their implementation, and maintenance shall conform to the Plans and the provisions of the SWPPP outlined in Section 10-1.24, "Temporary Erosion Control and Storm Water Pollution Prevention Plan (SWPPP)," of these Special Provisions. A complete copy of the SWPPP is available for review at the office of County of El Dorado Department of Transportation, 924B Emerald Bay Road, South Lake Tahoe, CA 96150. Contractor shall not propose or use alternative temporary erosion control measures unless the Contract Documents specify where and which alternatives may be used. Contractor's Temporary Erosion Control Plan is subject to TRPA review and approval.
- Contractor must submit a Traffic Control Plan for the Engineer's review and approval. Contractor must

use the requirements specified in the Traffic Control Plan contained in the Plans in preparing its Traffic Control Plan. Contractor's Plan must also coordinate with the traffic control plan provisions described in Section 10-1.04, "Traffic Control Plan," of these Special Provisions. All Traffic Control shall be in accordance with Section 10-1.03, "Maintaining Traffic," of these Special Provisions.

- Contractor must submit a Spill Contingency Plan in accordance with Section 5-1.52, "Spill Contingency Plan," of these Special Provisions.
- Contractor must submit shop drawings for the Drain Basins and any prefabricated elements of the Sediment Traps in accordance with the Item descriptions.
- Contractor must submit information regarding the color and manufacturer of articulated concrete block to be used for the placement of the articulated block channels in accordance with Section 10-1.16, "Articulated Concrete Block," of these Special Provisions.
- The Dewatering Plan shall be in accordance with Section 10-1.20, "Dewatering," of these Special Provisions and in accordance with the applicable Item descriptions.
- The Dust Control Plan shall be in accordance with Section 5-1.51, "Dust and Tracking Control," of these Special Provisions and in accordance with the applicable Item descriptions.
- Contractor must submit for County and Lahontan review any proposed revisions to the SWPPP. Upon approval, County will enter the revision into the SWPPP Amendment Log.
- Contractor must submit a set of "As-Constructed Plans". The "As-Constructed Plans" shall contain changes made to the Plans to reflect actual construction of the proposed improvements. The "As-Constructed Plans" shall be current and updated in a timely manner so the Plans and its information are made available to the Engineer for review during the weekly meetings. Contractor shall make "As-Constructed Plans" corrections and additions using red ink. Corrections and additions are, but not limited to: changes to pipes, channels, drainage structures, and other drainage details; corrected typical sections, base, and surfacing details; changes in vertical and horizontal alignment; establish or re-establish right-of-way markers, monuments, and bench marks; new, replaced, removed or abandoned utilities, especially underground; and, any other construction details or appurtenances not shown on the Plans. When Engineer has made the final inspection as provided in Section 5-1.32, "Final Inspection," of these Special Provisions, then the Contractor shall submit the complete set of "As-Constructed Plans".

With the exception of the "As-Constructed Plans," no mobilization payments will be made until **all** of the above submittals have been reviewed and approved by the Engineer. When weekly schedule update submittals are required, the provisions regarding this submittal and progress payments shall be in accordance with paragraphs three, four, and five of Section 8-1.04, "Progress Schedule", of the Standard Specifications.

Contractor must comply with the time frames listed in the applicable Special Provisions Sections for the following submittals:

- Contractor must submit cross-sectional templates for each type of Articulated Block Channel (ABC) in accordance with Section 10-1.16 "Articulated Concrete Block," of these Special Provisions. The templates will be used to verify the excavation and the cross-sectional areas of each type of ABC to ensure the excavation matches the required configurations prior to placement of the turf reinforcement mat and articulated concrete block.
- Contractor must submit a Shoring and Excavation Plan in accordance with Section 7-1.01E, "Trench Safety," of the Standard Specifications, as it applies to sediment trap, drain basin, and pipe installations (See Section 10-1.26, "Shoring and Excavation Plan," of these Special Provisions).
- Contractor must submit AC mix designs and testing in accordance with Section 10-1.15 "Asphalt Concrete," of these Special Provisions.

- Contractor must submit concrete mix designs in accordance with Section 90, "Portland Cement Concrete," of the Standard Specifications and Section 10-1.19, "Concrete Structures," of these Special Provisions.
- Contractor must submit Certificates of Compliance in accordance with Section 5-1.49, "Certificates of Compliance," of these Special Provisions.
- Contractor must submit a plan for driveway access in accordance with Section 10-1.03, "Maintaining Traffic," of these Special Provisions.
- Contractor must submit information regarding the equipment to be used for the application of humus on the slopes, mulch, and tackifier in accordance with Section 10-1.10D, "Excavating and Grading, Materials," of these Special Provisions.

Approval of all submittals by the Engineer does not relieve Contractor of its responsibility to perform the work in an acceptable manner and in accordance with the Plans, the Standard Specifications, and these Special Provisions. County review is only for general conformance with the design concept of the project and general compliance with the information given in the Contract Documents. Any action is subject to the requirements of the Plans, Standard Specifications, and these Special Provisions. Contractor is responsible for dimensions which shall be confirmed and correlated at the project site; fabrication processes and techniques of construction; coordination of its work with that of all other trades, and the satisfactory performance of its work.

4-1.04 PRE-CONSTRUCTION CONFERENCE AND WEEKLY MEETINGS

Prior to the start of any work, the Engineer will hold a pre-construction conference to discuss important aspects of the project. At this conference, Contractor shall submit in writing, signed by the officers of the corporation if applicable, the names of two employees who will be the superintendent on the project. The second name serves as an alternate in the absence of the first designee. The superintendent shall be on the site at all times that work is in progress. Failure to be on site at all times of work constitutes **suspension** of work by Contractor. Weekly meetings will be held to discuss construction issues and scheduling. Contractor's (or designee's) attendance is mandatory.

Full compensation for the required attendance shall be considered as included in the various items of work and no additional compensation will be allowed therefor.

4-1.05 PROSECUTION AND PROGRESS

Attention is directed to the provisions of Section 8, "Prosecution and Progress," of the Standard Specifications.

Contractor shall notify the Engineer within five (5) working days of any occurrence which, in Contractor's opinion, entitles it to an extension of time for completion. Such notice shall be in writing. The Engineer shall acknowledge, in writing, receipt of any such claim by Contractor within five (5) working days of its receipt.

SECTION 5. GENERAL

5-1.01 NOT USED

5-1.02 NOT USED

5-1.03 LINES AND GRADES

Stakes or marks will be set by the Engineer in conformance with Section 5-1.53, "Construction Staking," of these Special Provisions.

5-1.04 CONTRACT BONDS

Attention is directed to Section 3-1.02, "Contract Bonds," of the Standard Specifications and these Special Provisions.

Bonds shall be a Performance Bond equal to one hundred percent (100%) of the amounts bid for both the Base Bid (Schedule A) work and the Additive Alternate Bid (Schedule B) work and a Payment Bond equal to one hundred percent (100%) of the amounts bid for both the Base Bid (Schedule A) work and the Additive Alternate Bid (Schedule B) work.

If only the Base Bid (Schedule A) is awarded, bonds shall be a Performance Bond equal to one hundred percent (100%) of the total amount payable by the terms of the Contract and a Payment Bond equal to one hundred percent (100%) of the amount bid for the Base Bid (Schedule A) only.

5-1.05 COST REDUCTION INCENTIVE

Attention is directed to Section 5-1.14, "Cost Reduction Incentive," of the Standard Specifications.

Prior to preparing a written cost reduction proposal, Contractor shall request a meeting with the Engineer to discuss the proposal in concept. Items of discussion will also include permit issues, impact on other projects, impact on the project schedule, peer reviews, overall merit of the proposal, and review times required by the Department and other agencies.

If a cost reduction proposal submitted by Contractor, and subsequently approved by the Engineer, provides for a reduction in contract time, fifty percent (50%) of that contract time reduction shall be credited to County by reducing the contract working days, not including plant establishment if applicable. Attention is directed to "Beginning of Work, Time of Completion and Liquidated Damages" of these Special Provisions regarding the working days.

5-1.06 LABOR NONDISCRIMINATION

Attention is directed to the following Notice that is required by Chapter 5 of Division 4 of Title 2, California Code of Regulations.

NOTICE OF REQUIREMENT FOR NONDISCRIMINATION PROGRAM (GOV. CODE, SECTION 12990)

Attention is directed to the "Nondiscrimination Clause" set forth in Section 7-1.01A(4), "Labor Nondiscrimination," of the Standard Specifications, which is applicable to all nonexempt State or County contracts and subcontracts, and to the "Standard California Nondiscrimination Construction Contract Specifications" set forth therein. The Specifications are applicable to all nonexempt State or County construction contracts and subcontracts of \$5,000 or more.

This Contract is subject to federal and state contract nondiscrimination and compliance requirements including Government Code, Section 12990, and shall be construed and interpreted in compliance with said provisions.

5-1.07 PREVAILING WAGE

Attention is directed to Section 7-1.01A(2), "Prevailing Wage," of the Standard Specifications.

In accordance with the provisions of California Labor Code sections 1770, et seq., including but not limited to 1773, 1773.1, 1773.2, 1773.6 and 1773.7 the general prevailing rate of wages in the county in which the Work is to be done has been determined by the Director of the California Department of Industrial Relations. These wage rates appear in the California Department of Transportation publication entitled General Prevailing Wage Rates. Interested parties can obtain the current wage information by submitting their requests to the Department of Industrial Relations, Division of Labor Statistics and Research, PO Box 420603, San Francisco CA 94142-0603, Phone (415) 703-4774. This information is also available at the following address on the Internet: <http://www.dir.ca.gov/dlsr/PWD>. The rates at the time of the bid

advertisement date of a project will remain in effect for the life of the project in accordance with the California Code of Regulations, as modified and effective January 27, 1997.

Copies of the general prevailing rate of wages in the county in which the Work is to be done are also on file at the Department of Transportation's principal office, and shall be made available upon request, and in the case of projects involving federal funds, federal prevailing wage requirements have been included in the Contract Documents.

In accordance with the provisions of Labor Code 1810, eight (8) hours of labor shall constitute a legal day's work upon all work done hereunder, and Contractor and any subcontractor employed under this Contract shall conform to and be bound by the provisions of Labor Code Sections 1810 through 1815.

In the case of federally funded projects, where federal and state prevailing wage requirements apply, compliance with both is required. This project is funded in whole or in part by federal funds. Contractors attention is directed to Section 14 of these Specifications and the requirements of, and compliance with, the Copeland Act (18 U.S.C. 874 and 29 CFR Part 3), the Davis-Bacon Act (40 U.S.C. 276a to 276a-7 and 29 CFR Part 5), and the Contract Work Hours and Safety Standards Act (40 U.S.C. 327-330 and 29 CFR Part 5).

If there is a difference between the minimum wage rates predetermined by the Secretary of Labor and the general prevailing wage rates determined by the Director of the California Department of Industrial Relations for similar classifications of labor, Contractor and subcontractors shall pay not less than the higher wage rate. The Department will not accept lower State wage rates not specifically included in the Federal minimum wage determinations. This includes "helper" (or other classifications based on hours of experience) or any other classification not appearing in the Federal wage determinations. Where Federal wage determinations do not contain the State wage rate determination otherwise available for use by Contractor and subcontractors, Contractor and subcontractors shall pay not less than the Federal minimum wage rate which most closely approximates the duties of the employees in question.

5-1.08 APPRENTICES

Attention is directed to Sections 1777.5, 1777.6 and 1777.7 of the California Labor Code and Title 8, California Code of Regulations Section 200 et seq. To ensure compliance and complete understanding of the law regarding apprentices, and specifically the required ratio thereunder, each Contractor or subcontractor should, where some question exists, contact the Division of Apprenticeship Standards, 455 Golden Gate Avenue, San Francisco, CA 94102, or one of its branch offices prior to commencement of work on the public works contract. Responsibility for compliance with this section lies with Contractor.

It is County policy to encourage the employment and training of apprentices on public works contracts as may be permitted under local apprenticeship standards.

5-1.09 CERTIFIED PAYROLL

As required under the provisions of Labor Code Section 1776, Contractor and any subcontractors shall keep accurate payroll records as follows:

1. The payroll records shall show the name, address, social security number, work classification, straight time and overtime hours worked each day and week, and the actual per diem wages paid to each journeyman, apprentice, worker, or other employee employed by Contractor or subcontractors in connection with this project.

2. A certified copy of all payroll records enumerated above shall be available for inspection at all reasonable hours at the principal office of Contractor as follows:

- a. Make available or furnish to the employee or his or her authorized representative on request.

- b. Make available for inspection or furnished upon request to a representative of County, the State Division of Labor Standards Enforcement, and the Division of Apprenticeship Standards of the State Department of Industrial Relations.
- c. Make available upon request by the public for inspection or copies thereof made; provided, however, that a request by the public shall be made through either County, the State Division of Labor Standards Enforcement, or the State Division of Apprenticeship Standards. The requesting party shall, prior to being provided the records, reimburse the costs of preparation by Contractor, subcontractor, and the entity through which the request was made. The public shall not be given access to the records at the principal office of Contractor.

5-1.10 DISPUTES RESOLUTION

As permitted by Public Contract Code section 20104, the County has elected to resolve any claims between the Contractor and the County pursuant to Article 7.1 (commencing with Section 10240) of Chapter 1 of Part 2 of the Public Contract Code. Attention is directed to Section 9, "Measurement and Payment" of the Standard Specifications for the contract claim procedure. The provisions of that Section constitute a non-judicial claim settlement procedure, and also step one of a two-step claim presentment procedure by agreement under Section 930.2 of the California Government Code. Specifically, step one is compliance with the contract claim procedure in accordance with the Contract Documents, including, but not limited to, Section 9, "Measurement and Payment" of the Standard Specifications. Step two is the filing of a timely Government Code Section 910 et seq. claim in accordance with the California Government Code. Any such claim shall affirmatively indicate Contractor's prior compliance with the contract claim procedure herein and previous dispositions under Section 9, "Measurement and Payment" of the Standard Specifications. Any claim that fails to conform to the contract claim procedure required in step one may not be asserted in any subsequent Government Code Section 910 et seq. claim.

As a condition precedent to arbitration or litigation, claims must first be mediated. Mediation shall be non-binding and utilize the services of a mediator mutually acceptable to the parties and, if the parties cannot agree, a mediator selected by the American Arbitration Association from its panel of approved mediators trained in construction industry mediation. All statutes of limitations shall be tolled from the date of the demand for mediation until a date two weeks following the mediation's conclusion. The cost of mediation shall be equally shared by the parties.

If Contractor fails to comply with these claim procedures as to any claim, then Contractor waives its rights to such claim. County shall not be deemed to waive or alter any provision of this section or Section 9, "Measurement and Payment" of the Standard Specifications if, at County's sole discretion, County administers a claim in a manner not in accord with those provisions.

These provisions shall survive termination, breach, or completion of the Contract Documents.

5-1.11 RECORDS

Contractor shall maintain cost accounting records for the contract pertaining to, and in such a manner as to provide a clear distinction between the following six categories of costs of work during the life of the contract:

- A. Direct costs of contract item work.
- B. Direct costs of changes in character in conformance with Section 4-1.03C, "Changes in Character of Work," of the Standard Specifications.
- C. Direct costs of extra work in conformance with Section 4-1.03D, "Extra Work," of the Standard Specifications.
- D. Direct costs of work not required by the contract and performed for others.
- E. Direct costs of work performed under a notice of potential claim in conformance with the provisions in Section 9-1.04, "Notice of Potential Claim," of the Standard Specifications.
- F. Indirect costs of overhead.

Cost accounting records shall include the information specified for daily extra work reports in Section 9-1.03C, "Records," of the Standard Specifications. The requirements for furnishing the Engineer completed daily extra work reports shall only apply to work paid for on a force account basis.

The cost accounting records for the contract shall be maintained separately from other contracts, during the life of the contract, and for a period of not less than three (3) years after the date of acceptance of the Work. If Contractor intends to file claims against the Department, Contractor shall keep the cost accounting records specified above until complete resolution of all claims has been reached.

5-1.12 RECORDS EXAMINATION AND AUDIT REQUIREMENTS

All accounting records and other supporting papers of Contractor and any subcontractors connected with performance under this Contract shall be maintained for a minimum of three (3) years from the date of final payment by County or all other pending matters are closed and shall be held open to inspection and audit by representatives of County, USFS, Comptroller General of the United States, or any duly authorized representative of other government agencies and copies thereof shall be furnished upon request.

Contractor and its subcontractors shall maintain all books, documents, papers, accounting records, and other evidence pertaining to the performance of the Contract, including but not limited to, the costs of administering the various aspects of Contract. All of the above-referenced parties shall make such materials available at their respective offices at all reasonable times during the contract period and for three years from the date of final payment by County or all other pending matters are closed. Representatives of County, USFS, Comptroller General of the United States, or any duly authorized representative of other government agencies shall have access to any books, documents, papers, and records that are pertinent to Contract for audit, examination, excerpts, and transactions and copies thereof shall be furnished upon request.

5-1.13 SUBCONTRACTING

Attention is directed to the provisions in Section 8-1.01, "Subcontracting," of the Standard Specifications and Section 2, "Proposal Requirements and Conditions," and Section 3, "Award and Execution of Contract," elsewhere in these Special Provisions.

The requirement that DBEs must be certified on the date bids are opened does not apply to authorized DBE substitutions after award of the Contract.

Pursuant to the provisions in Section 1777.1 of the Labor Code, the Labor Commissioner publishes and distributes a list of contractors ineligible to perform work as a subcontractor on a public works project. The list of debarred contractors is available from the Department of Industrial Relations web site at <http://www.dir.ca.gov/DLSE/Debar.html>. Contractor shall not make or permit any award of a subcontract at any tier to any party which is debarred or suspended or is otherwise excluded from or ineligible for participation in Federal Assistance programs under Executive Order 12549 "Debarment and Suspension." Contractor and its subcontractors shall include in subcontracts at any tier the Debarment and Suspension Certification contained in the Proposal section of these Contract Documents.

5-1.14 PROMPT PROGRESS PAYMENT TO SUBCONTRACTORS

Attention is also directed to Section 7108.5 of the Business and Professions Code, which requires a prime contractor or subcontractor to pay any subcontractor not later than ten (10) days of receipt of each progress payment, unless otherwise agreed to in writing. In addition, Federal Regulation (49 CFR 26.29) requires a prime contractor or subcontractor to pay a subcontractor no later than thirty (30) days after receipt of each payment, unless any delay or postponement of payment among the parties takes place only for good cause and with the prior written approval of County. Section 7108.5 of the Business and Professions Code also contains enforcement actions and penalties. These requirements apply to both DBE and non-DBE subcontractors.

5-1.15 PAYMENTS

Attention is directed to Sections 9-1.06, "Partial Payments," and 9-1.07, "Payment After Acceptance," of the Standard Specifications and these Special Provisions.

Partial payments will be made no more than once each month for work completed in place. Work completed in place less than two working days prior to the preparation of the monthly pay estimate shall not be eligible for payment until the following month's estimate. The Department will retain ten percent (10%) of the value of each progress payment. After Engineer determines that the project is substantially complete, the Department may, at Engineer's sole discretion, release half of all retention previously withheld and reduce any subsequent retentions withheld from subsequent progress payments to five percent (5%) of the value of subsequent progress payments. The retained funds shall be retained until thirty five (35) days after recordation of the Notice of Acceptance.

At the discretion of the Engineer, partial payment may be made for materials on hand which are furnished but not yet incorporated in the work.

5-1.16 PAYMENT OF WITHHELD FUNDS

The Contractor may elect to receive one hundred percent (100%) of payments due under the Contract from time to time, without retention of any portion of the payment by the County, by depositing securities of equivalent value with the County in accordance with the provisions of Section 22300 of the California Public Contract Code. Securities eligible for deposit hereunder shall be limited to those listed in Section 16430 of the Government Code, or bank or savings and loan certificates of deposit.

Funds withheld from progress payments to ensure performance of the Contract that are eligible for payment into escrow or to an escrow agent pursuant to Section 22300 of the Public Contract Code do not include funds withheld or deducted from payment due to a failure of the Contractor to fulfill a Contract requirement.

5-1.17 MEASUREMENT AND PAYMENT

Attention is directed to Section 9, "Measurement and Payment," of the Standard Specifications.

In lieu of Section 11-1.02 items A through E of "Mobilization" of the Standard Specifications, the first monthly payment estimate will be prepared when the Engineer determines that 5% of the contract amount, not including mobilization, has been completed. Subsequent monthly pay estimates shall be made on the same day of the month as the first monthly pay estimate. Work completed in place less than 2 working days prior to the preparation of the monthly pay estimate shall not be eligible for payment until the following month's estimate. The third to last paragraph of Section 11 "Mobilization" of the Standard Specifications shall be amended to read: "The adjustment provisions in Section 4-1.03 "Changes" shall not apply to the contract lump sum item of mobilization."

Measurement shall be in accordance with Section 9 "Measurement and Payment," of the Standard Specifications or these Special Provisions.

5-1.18 INTEREST ON PAYMENTS

Interest shall be payable on progress payments, payments after acceptance, final payments, extra work payments, and claim payments as follows:

- A. Unpaid progress payments, payment after acceptance, and final payments shall begin to accrue interest thirty (30) days after the receipt of an undisputed and properly submitted pay request from Contractor defined herein as the pay estimate prepared by Engineer and signed and dated by Contractor.
- B. Unpaid extra work bills shall begin to accrue interest thirty (30) days after preparation of the first pay estimate following receipt of a properly submitted and undisputed extra work bill. To be properly submitted, the bill must be submitted within seven (7) days of the performance of the extra work and in conformance with the provisions in Section 9-1.03C, "Records," and Section 9-1.06, "Partial Payments," of the Standard Specifications. An undisputed extra work bill not submitted within seven (7) days of performance of the extra work will begin to accrue interest thirty (30) days after the preparation of the second pay estimate following submittal of the bill.
- C. The rate of interest payable for unpaid progress payments, payments after acceptance, final payments, and extra work payments shall be ten percent (10%) per annum.

- D. The rate of interest payable on unpaid and undisputed claims shall be six percent (6%) per annum. Interest shall begin to accrue sixty-one (61) days after the Contractor submits to the Engineer information in sufficient detail to enable the Engineer to accept the claim statement.

The rate of interest payable on any award in arbitration shall not exceed six percent (6%) per annum in accordance with Section 10240.13 of the Public Contract Code.

5-1.19 PUBLIC SAFETY

Contractor shall provide for the safety of traffic and the public in accordance with the provisions in Section 7-1.09, "Public Safety," of the Standard Specifications and these Special Provisions.

Attention is directed to Section 5-1.36, "Storage of Equipment, Materials, Supplies, Etc.," Section 10-1.03, "Maintaining Traffic," and Section 10-1.04, "Traffic Control Plan," of these Special Provisions.

Contractor shall install temporary railing (Type K) between any lanes carrying public traffic and any excavation, obstacle, or storage area when the following conditions exist:

1. Excavations – Whenever the near edge of which is 12 feet or less from the edge of the lane, except for:
 - a. Excavations covered with sheet steel or concrete covers of adequate thickness to prevent accidental entry by traffic or the public.
 - b. Excavations less than one foot deep.
 - c. Trenches less than one foot wide for irrigation pipe or electrical conduit, or excavations less than one foot in diameter.
 - d. Excavations parallel to the lane for the purpose of pavement widening or reconstruction.
 - e. Excavations in side slopes, where the slope is steeper than 4:1.
 - f. Excavations protected by existing barrier or railing.

Contractor's attention is directed to Section 10-1.03, "Maintaining Traffic," of these Special Provisions.

2. Temporarily Unprotected Permanent Obstacles – Whenever the Work includes the installation of a fixed obstacle together with a protective system, such as a sign structure together with protective railing, and Contractor elects to install the obstacle prior to installing the protective system; or whenever Contractor, for its convenience and with permission of the Engineer, removes a portion of an existing protective railing at an obstacle and does not replace such railing complete in place during the same day.
3. Storage Areas – Whenever material or equipment is stored within 12 feet of the lane and such storage is not otherwise prohibited by the Standard Specifications or these Special Provisions.

The approach end of temporary railing (Type K), installed in accordance with the provisions in this section "Public Safety" and in Section 7-1.09, "Public Safety," of the Standard Specifications shall be offset a minimum of 15 feet from the edge of the traffic lane open to public traffic. The temporary railing shall be installed on a skew toward the edge of the traffic lane of not more than one foot transversely to 10 feet longitudinally with respect to the edge of the traffic lane. If the 15-foot minimum offset cannot be achieved, the temporary railing shall be installed on the 10 to 1 skew to obtain the maximum available offset between the approach end of the railing and the edge of the traffic lane, and an array of temporary crash cushion modules shall be installed at the approach end of the temporary railing.

Temporary railing (Type K) shall conform to the provisions in Section 12-3.08, "Temporary Railing (Type K)," of the Standard Specifications. Temporary railing (Type K) conforming to the details shown on 2006 Standard Plan T3 may be used. Temporary railing (Type K) fabricated prior to January 1, 1993, with one longitudinal No. 5 reinforcing steel bar near the top in lieu of the 2 longitudinal No. 5 reinforcing steel bars near the top, as shown on the plans, may be used, provided the fabrication date is printed on the required Certificate of Compliance.

Temporary crash cushion modules shall conform to the provisions in "Temporary Crash Cushion Module" elsewhere in these Special Provisions.

Except for installing, maintaining, and removing traffic control devices, whenever work is performed or equipment is operated in the following work areas, Contractor shall close the adjacent traffic lane unless otherwise provided in the Standard Specifications or these Special Provisions:

<u>Approach Speed of Public Traffic (Posted Limit, Miles Per Hour)</u>	<u>Work Areas</u>
Over 45	Within 6 feet of a traffic lane but not on a traffic lane.
35 to 45	Within 3 feet of a traffic lane but not on a traffic lane.

The lane closure provisions of this section shall not apply if the work area is protected by permanent or temporary railing or barrier.

When traffic cones or delineators are used to delineate a temporary edge of traffic lane, the line of cones or delineators shall be considered to be the edge of traffic lane, however, Contractor shall not reduce the width of an existing lane to less than 10 feet without written approval from the Engineer.

When work is not in progress on a trench or other excavation that requires closure of an adjacent lane, the traffic cones or portable delineators used for the lane closure shall be placed off of and adjacent to the edge of the traveled way. The spacing of the cones or delineators shall be not more than the spacing used for the lane closure.

Suspended loads or equipment shall not be moved nor positioned over public traffic or pedestrians.

Full compensation for conforming to the provisions including furnishing and installing temporary railing (Type K) and temporary crash cushion modules in this section "Public Safety" shall be considered as included in the contract prices paid for the various items of work involved and no additional compensation will be allowed therefor.

5-1.20 TESTING

Testing of materials and work shall conform to the provisions in Section 6-3, "Testing," of the Standard Specifications and these special provisions.

Whenever the provisions of Section 6-3.01, "General," of the Standard Specifications refer to tests or testing, it shall mean tests to assure the quality and to determine the acceptability of the materials and work.

The Engineer will deduct the costs for testing of materials and work found to be unacceptable, as determined by the tests performed by the Department, and the costs for testing of material sources identified by the Contractor which are not used for the work, from moneys due or to become due to the Contractor. The amount deducted will be determined by the Engineer.

5-1.21 REMOVAL OF ASBESTOS AND HAZARDOUS SUBSTANCES

When the presence of asbestos or hazardous substances is not shown on the plans or indicated in the Contract Documents and Contractor encounters materials which Contractor reasonably believes to be asbestos as defined in Section 25914.1 of the Health and Safety Code or a hazardous substance as defined in Section 25117 of the Health and Safety Code, and the asbestos or hazardous substance has not been rendered harmless, Contractor may continue work in unaffected areas reasonably believed to be safe. Contractor shall immediately cease work in the affected area and report the condition to the Engineer in writing.

In accordance with Section 25914.1 of the Health and Safety Code, removal of asbestos or hazardous substances including any exploratory work to identify and determine the extent of such asbestos or hazardous substance will be performed by separate contract.

If delay of work in the area delays the current controlling operation, the delay will be considered a right of way delay and Contractor will be compensated for the delay in conformance with the provisions in Section 8-1.09, "Right of Way Delays," of the Standard Specifications.

5-1.22 SOUND CONTROL REQUIREMENTS

Sound control shall conform to the provisions in Section 7-1.01I, "Sound Control Requirements," of the Standard Specifications and these Special Provisions.

The noise level requirement shall apply to all equipment on the job or related to the job, including but not limited to trucks, transit mixers, or transient equipment that may or may not be owned by Contractor. The use of loud sound signals shall be avoided in favor of light warnings except those required by safety laws for the protection of personnel.

Full compensation for conforming to the requirements in this section shall be considered as included in the prices paid for the various contract items of work and no additional compensation will be allowed therefor.

5-1.23 NOT USED

5-1.24 NOT USED

5-1.25 PROJECT APPEARANCE

Contractor shall maintain a neat appearance to the Work. In any area visible to the public, the following shall apply:

When practicable, broken concrete, asphalt concrete, and debris developed during clearing and grubbing shall be disposed of concurrently with its removal. If stockpiling is necessary, the material shall be removed or disposed of weekly. Full compensation for conforming to the provisions in this section, not otherwise provided for, shall be considered as included in prices paid for the various contract items of work involved and no additional compensation will be allowed therefor.

5-1.26 CONTRACTOR'S RESPONSIBILITY FOR MATERIALS

Contractor shall be responsible for the condition of all materials which it has furnished, and shall replace at its own expense all such material found to be defective or which has been damaged after delivery. This includes the replacement of material which is found to be defective at any time prior to expiration of the guarantee period.

5-1.27 LAKE, STREAM, AND AIR POLLUTION

Contractor's attention is directed to the Fish and Game Code, El Dorado County Air Quality Management District Ordinances and Regulations, Section 7-1.01G "Water Pollution," of the Standard Specifications and Section 10-1.24, "Temporary Erosion Control and Storm Water Pollution Prevention Plan (SWPPP)," of these

Special Provisions, and other applicable statutes relating to pollution prevention or abatement. Contractor shall exercise every reasonable precaution to prevent silt, sand or other detritus from entering Lake Tahoe and live streams.

Attention is directed to Rule 300 "Open Burning", Rule 223 "Fugitive Dust - General Requirements", and Rule 223.1 "Fugitive Dust - Construction, Bulk Material Handling, Blasting, and Other Earthmoving Activities and Carryout and Trackout Prevention," of the County Air Quality Management District Rules and Regulations. A valid permit from an El Dorado County Air Quality Management District Officer is required when open burning of wood waste is proposed. A copy of the permit shall be filed with the Engineer prior to any burning.

The Contractor shall comply with applicable State, TRPA, and County Air Quality Management District rules and regulations regarding reduction of construction related impacts on air quality, including the implementation of the following measures:

1. Maintain equipment in tune per manufacturer's specifications.
2. Retard diesel engine injection timing by two or four degrees unless not recommended by manufacturer (due to lower emission output in place).
3. Use reformulated, low-emission diesel fuel, when feasible.
4. Substitute electric and gasoline-powered equipment for diesel where feasible.
5. Use catalytic converters on gasoline-powered equipment.
6. Do not leave inactive equipment idling for prolonged periods (i.e. more than 2 minutes.)

Pursuant to 7 CFR 3016.36(i)(12), Contractor shall comply with all applicable standards, orders, or requirements issued under section 306 of the Clean Air Act (42 USC 1875(h)), section 508 of the Clean Water Act (33 USC 1368), Executive Order 11738, Environmental Protection Agency regulations (40 CFR part 15).

Oil, chemical, or greasy substances, cement or cement products originating from Contractor's operations shall not be allowed to enter or be placed where they will later enter streams. Washing of vehicles or construction equipment within the project area shall be in accordance with Sections 5-1.50, "Local, State, and Federal Agencies' Conditions of approval and Permits," and 10-1.24, "Temporary Erosion Control and Storm Water Pollution Prevention Plan (SWPPP)," of these Special Provisions.

Full compensation for conforming to the requirements in this Section shall be considered as included in the prices for the various contract items of work and no additional compensation will be allowed therefor.

5-1.28 UTILITIES

Contractor shall still determine by potholing or other means the exact locations in advance of performing the Contract items of work, including, but not limited to, placement of the drainpipe work.

Contractor shall notify the following listed utility companies forty-eight (48) hours in advance of doing any work at the site of the project:

Underground Service Alert

Phone: 1-800-642-2444

**NV Energy
(formerly Sierra Pacific
Power Company)**
Attn: Jeff Matthews
933 Eloise Avenue
So. Lake Tahoe, CA 96150
(530) 541-1949 ext. 1
FAX (530) 544-4811

**South Tahoe Public Utility District
(water & sewer)**
Attn: Randy Curtis
1275 Meadow Crest Drive
So. Lake Tahoe, CA 96150
(530) 544-6474 or Emergency or after hours at
(530) 544-4964
FAX (530) 544-6359

AT&T (telephone)
Attn: Carol Prince, PW Mgr.
12824 Earhart Avenue

Charter Communications
Attn: Vic Freeman / Dan Brown
P.O. Box 11019

Auburn, CA 95602
(530) 888-2031
FAX (530) 823-6041

Zephyr Cove, NV 89448
(775) 588-1077
FAX (775) 588-0508

Southwest Gas Corporation

Attn: Chris Peters
1740 D Street, Unit No. 4
South Lake Tahoe, CA 96150
(530) 543-3225

Contractor shall determine the exact location of existing underground utilities in conflict with the excavation by excavating with hand tools within the area of the approximate location of the underground utility as determined by the field marking provided in accordance with Section 4216.3 of the Government Code before using any power-operated or power-driven excavating or boring equipment within the approximate location of the underground utilities. Power-operated or power-driven excavating or boring equipment may be used for the removal of any existing pavement if there are no existing underground utilities contained in the pavement. If mutually agreeable with the utility company and Contractor, Contractor may utilize power-operated or power-driven excavating or boring equipment within the approximate location of the underground utilities and to any depth.

If the Contractor while performing the Contract discovers utility facilities not identified by the Engineer in the Contract Plans or Specifications or if the utility located in the field by Contractor is different than that shown on the Contract Plans, Contractor shall immediately notify the Engineer in writing. Contractor shall schedule the project so as to allow the Engineer forty-eight (48) hours, excluding Saturdays, Sundays, and holidays, to determine the work to be done when a conflict exists. County will not compensate Contractor for idle equipment during potholing, nor will County compensate Contractor for right-of-way delays during the forty-eight (48) hours allotted for a decision to be reached. The owner of the utility facility shall have the sole discretion to perform the repairs or relocation work itself, or to permit Contractor to do such repairs or relocation work at a reasonable price. In the event that the owner authorizes Contractor to perform the work, the parties shall proceed with a written Change Order. Compensation to Contractor for said cost shall be in accordance with Section 4215 of the Government Code and with Section 9-1.03, "Force Account Payment," of the Standard Specifications.

Nothing herein shall be construed to require County to locate the presence of any existing services not expressly included in Government Code Section 4215, nor limit the County's rights or remedies set forth therein.

Contractor shall protect from damage existing utility and other non-highway facilities that are to remain in place. This protection may consist of shoring an existing utility. Damage due to Contractor's failure to exercise reasonable care shall be repaired at its cost and expense.

Any damage to the facilities or damage cause by the failure of a facility due to Contractor's operations shall be the responsibility of Contractor. Contractor shall contact the appropriate utility company listed above should any problems, concerns, or questions arise during the construction.

Full compensation for working around said facilities, which are to remain whether shown on the Plans or not, and for potholing, shall be considered as included in the prices paid for the various contract items and no additional compensation will be allowed therefor.

5-1.29 NOT USED

5-1.30 NOT USED

5-1.31 NOT USED

5-1.32 FINAL INSPECTION

Contractor shall notify the Engineer, in writing, of the completion of the work contained in Base Bid (Schedule A) if only awarded or both the Base Bid (Schedule A) and Alternative Alternate Bid (Schedule B), and the Engineer shall promptly inspect the work. Contractor will be notified, in writing, of any defects or deficiencies to be remedied. Within five (5) working days of such notification, Contractor shall proceed to correct such defects or deficiencies. The provisions of Section 4-1.01, "General" of the Special Provisions regarding time of completion and liquidated damages shall apply. When notified that the work has been completed, the Engineer will inspect the work to ensure that the work has been done in accordance with the Contract Documents and to recommend to the Board of Supervisors that it formally accept the Contract and record the Notice of Acceptance.

5-1.33 ACCEPTANCE OF CONTRACT

Section 7-1.17, "Acceptance of Contract," of the Standard Specifications is modified as follows:

When the Engineer has made the final inspection as provided in Section 5-1.32, "Final Inspection," of these Special Provisions, then the Engineer will recommend that the Contract be accepted and the Notice of Acceptance be recorded to accept the Contract and immediately upon and after the acceptance by the Board of Supervisors, notwithstanding Section 7-1.15, "Relief from Maintenance and Responsibility," of the Standard Specifications, Contractor will be relieved of the duty of maintaining and protecting from damage the Work as a whole, and it will not be required to perform any further work thereon except work required under Section 5-1.34 "Repair and Correction," of these Special Provisions; and Contractor will be relieved of its responsibility for injury to persons or property or damage to the work which occurs after the formal acceptance by the Board of Supervisors.

5-1.34 REPAIR AND CORRECTION

For a period of 365 calendar days, commencing on the date of acceptance of the Contract by the Board of Supervisors, Contractor shall, upon receipt of notice in writing from County, promptly make all repairs arising out of defective materials, workmanship, or equipment. County is hereby authorized to make such repairs, at Contractor's expense, if ten (10) days after giving of such notice to Contractor, Contractor has failed to make or undertake the repairs with due diligence. In case of an emergency, where, in the opinion of County, delay could cause serious loss or damage, repairs may be made without notice being sent to Contractor and the expenses in connection therewith shall be charged to Contractor.

5-1.35 ACCESS FOR INSPECTION OF WORK

Representatives of County, Engineer, USFS, Lahontan, TRPA, Southwest Gas, STPUD, AT&T, NV Energy, and Charter Communications shall, at all times, have full access for inspection and testing of the work accomplished under this contract and Contractor shall provide proper and safe facilities for such access.

5-1.36 STORAGE OF EQUIPMENT, MATERIALS, SUPPLIES, ETC.

Attention is directed to the provisions of Section 6-1.03, "Storage of Materials," of the Standard Specifications, and Sections 5-1.19 "Public Safety," 10-1.01, "Order of Work", 10-1.03, "Maintaining Traffic," and 10-1.04, "Traffic Control Plan," of these Special Provisions.

Sheets EC-1 and T-1 of the Plans shows the following staging areas that Contractor may use for storage of equipment, materials, and supplies.

- 1) Approximately 4,500 SF on Cirugu Street.
- 2) Approximately 4,500 SF on Keetak Street.

Contractor's attention is directed to Section 4-1.02, "Construction Schedule and Work Hours," of these Special Provisions regarding work hours. These hours apply to working on or starting up equipment in these storage areas.

Contractor has the option of storing equipment and materials on private property after first obtaining written authorization from the property owner and filing a copy of said authorization with the Engineer. Contractor shall be responsible for appropriate security of all storage areas to protect property and persons.

Attention is directed to Sections 10-1.01 "Order of Work", 10-1.10 "Excavation and Grading," 10-1.24 "Temporary Erosion Control and Storm Water Pollution Prevention Plan (SWPPP)," and Bid Items "Install and Maintain Filter Fence", and "Install and Maintain Weighted Fiber Rolls or Gravel-filled Rolls," of these Special Provisions.

5-1.37 COORDINATION WITH PROPERTY OWNERS

County has obtained a special use permit for parcels owned by USFS for access and construction shown on the Plans and indicated in these Special Provisions.

Contractor shall communicate with property owners to all extent possible to inform them of access construction operations.

The following work is related to obtainment of easements and contained in Additive Alternate Bid Schedule B. If County is not successful in obtaining the permanent and temporary construction easement(s) described herein, the Department will recommend that the Board of Supervisors award only Base Bid Schedule A.

- The storm drain system on Sheet P-4 (APN 035-131-03 (Chapman/Frank)) of the Plans cannot be constructed until the permanent easement has been finalized.
- The AC Pavement Removal on APN 035-131-01 (Loredo) as shown Sheet P-5 of the Plans cannot be performed until the temporary construction easement has been finalized.
- The AC Pavement Removal on APN 035-134-01 (Dion) as shown Sheet P-5 of the Plans cannot be performed until the temporary construction easement has been finalized.
- The AC Pavement Removal on APN 035-132-09 (Buckman) as shown Sheet P-5 of the Plans cannot be performed until the temporary construction easement has been finalized.
- The grading and articulated block channel work on APN 035-132-10 (Bowman/Barkley) as shown Sheet P-5 of the Plans cannot be performed until the temporary construction easement has been finalized.
- The grading and articulated block channel work on APN 035-133-09 (Newell) as shown Sheet P-5 of the Plans cannot be performed until the temporary construction easement has been finalized.
- The grading, drain basin installation, and articulated block channel work on APN 035-133-10 (Sennott) as shown Sheet P-5 of the Plans cannot be performed until the temporary construction easement has been finalized.
- The grading and articulated block channel work on APN 035-234-01 (Louie) as shown Sheet P-8 of the Plans cannot be constructed until the permanent easement has been finalized.
- The grading and No. 1 Backing work on APN 036-612-02 (Hughes) as shown on Sheet P-11 of the Plans cannot be performed until the temporary construction easement has been finalized.
- The rock check and No. 1 Backing work on APN 036-612-04 (Givans) as shown on Sheet P-11 of the Plans cannot be performed until the temporary construction easement has been finalized.
- The No. 1 Backing work on APN 036-612-13 (Dufay) shown on Sheet P-11 of the Plans cannot be performed until the temporary construction easement has been finalized.

The conditions of the agreements with property owners, permits and any temporary construction easements are made a part of these Special Provisions, and no additional compensation will be due to Contractor for complying with those conditions or in obtaining any required permits.

5-1.38 SAFETY AND HEALTH PROVISIONS

Attention is directed to the Standard Specifications Section 7-1.06, "Material Breach," and these Special Provisions.

In addition to other specifications, definitions and provisions, Contractor is also hereby categorized and designated as the following types of employer for this project:

- **Exposing Employer** – the employer whose employees are exposed to a hazard
- **Creating Employer** – the employer who actually is creating a hazard
- **Controlling Employer** – the employer who is responsible and who has the authority for ensuring that a hazardous condition is corrected
- **Correcting Employer** - the employer who has the responsibility for actually correcting a hazard

Contractor's Safety Officer(s) shall be certified as a competent person for controlling this project's workplace safety. A Contractor's Safety Officer shall be on the site, at a minimum, each and every day that work is in progress or periodically when work is not active and shall have the authority to correct any safety violation. In addition, Contractor is required to develop a Safety Program specifically for this project, which will be available on site, at all times, and updated periodically during the project.

5-1.39 ARCHAEOLOGICAL DISCOVERIES

If archaeological materials, including but not limited to human skeletal material and disarticulated human bone, are discovered at the job site, protect and leave undisturbed and in place archaeological materials in accordance with the following codes and these special provisions:

1. California Public Resources Code, Division 5, Chapter 1.7 § 5097.5;
2. California Public Resources Code, Division 5, Chapter 1.75 § 5097.98 and § 5097.99;
3. California Administrative Code, Title 14 § 4308;
4. California Penal Code, Part 1, Title 14 § 622-1/2; and,
5. California Health and Safety Code, Division 7, Part 1, Chapter 2, § 7050.5.

Archaeological materials are the physical remains of past human activity and include historic-period archaeological materials and prehistoric Native American archaeological materials. Nonhuman fossils are not considered to be archaeological except when showing direct evidence of human use or alteration or when found in direct physical association with archaeological materials as described in these special provisions.

Historic-period archaeological materials include cultural remains beginning with initial European contact in California, but at least 50 years old. Historical archaeological materials include:

1. Trash deposits or clearly defined disposal pits containing tin cans, bottles, ceramic dishes, or other refuse indicating previous occupation or use of the site;
2. Structural remains of stone, brick, concrete, wood, or other building material found above or below ground; or,
3. Human skeletal remains from the historic period, with or without coffins or caskets, including any associated grave goods.

Prehistoric Native American archaeological materials include:

1. Human skeletal remains or associated burial goods such as beads or ornaments;
2. Evidence of tool making or hunting such as arrowheads and associated chipping debris of fine-grained materials such as obsidian, chert, or basalt;
3. Evidence of plant processing such as pestles, grinding slabs, or stone bowls;
4. Evidence of habitation such as cooking pits, stone hearths, packed or burnt earth floors; or,
5. Remains from food processing such as concentrations of discarded or burnt animal bone, shellfish remains, or burnt rocks used in cooking.

Immediately upon discovery of archaeological materials, stop all work within a 60-foot radius of the archaeological materials and immediately notify the Engineer. Archaeological materials found during construction are the property of the State. Do not resume work within the 60-foot radius of the find until the Engineer gives Contractor written approval. If, in the opinion of the Engineer, completion of the work is delayed or interfered with by reason of an archeological find or investigation or recovery of archeological materials, Contractor will be compensated for resulting losses and an extension of time will be granted in the same manner as provided for in Section 8-1.09, "Right of Way Delays," of the Standard Specifications.

The Department may use other forces to investigate and recover archaeological materials from the location of the find. When ordered by the Engineer furnish labor, material, tools and equipment, to secure the location of the find, and assist in the investigation or recovery of archaeological materials and the cost will be paid for as extra work as provided in Section 4-1.03D, "Extra Work," of the Standard Specifications.

Full compensation for immediately notifying the Engineer upon discovery of archaeological materials and leaving undisturbed and in place archaeological materials discovered on the job site shall be considered as included in the contract price paid for various items of work involved and no additional compensation will be allowed therefor.

5-1.40 EMPLOYEE CHEMICAL EXPOSURES

Contractor shall provide, directly to the Engineer, Material Safety Data Sheets conforming to all requirements of Title 8, California Code of Regulations, Section 5194. Only if applicable Contractor may instead provide a statement to the effect that any given substance is exempt from these regulations. This requirement shall be met a minimum of five (5) working days before any chemical substance is brought onto the premises where County Employees are present. Contractor shall cooperate with County's effort to communicate substance hazards to its employees and to provide them with a safe and healthy workplace. As appropriate, Contractor may be required to acknowledge in writing that it has received Material Safety Data Sheets and County's departmental rules and procedures for safety around chemical substances which may be present on County premises.

5-1.41 DISPOSAL OF WATER

It shall be the responsibility of Contractor to dispose of all water resulting from this work, according to all local, state, and federal agencies standards and requirements.

5-1.42 UTILITIES REQUIRED BY CONTRACTOR

Except as set out otherwise herein, all water, electric current, telephone, and/or any utility service, including portable sanitary facilities, required by Contractor during construction shall be furnished at its own expense.

5-1.43 CONSTRUCTION INSPECTION AND CONTRACT ADMINISTRATION

Resident construction inspection and contract administration will be performed by the County of El Dorado, Department of Transportation, under the supervision of Steve P. Kooyman, P.E. (Resident Engineer), or successor and with approval of contract change orders, claims processing, and payment review by Steve P. Kooyman, P.E. (Project Manager) or successor, and preparation of contract change orders, claims processing, and pay estimates by Steve P. Kooyman, P.E. (Contract Administrator), or successor. In order to monitor the progress of projects funded in whole or in part by federal funds, federal agencies rely heavily on inspection data. Inspections shall be performed on a regular basis and data compiled in report form, as necessary, in conformance with 7 CFR 3016.40(c). Information to be supplied by Contractor shall be reported to County on an as requested basis.

5-1.44 HIGHWAY CONSTRUCTION EQUIPMENT

Attention is directed to Section 7-1.01D, "Vehicle Code," and 7-1.02, "Load Limitations," of the Standard Specifications and these Special Provisions.

Pursuant to the authority contained in Section 591 of the Vehicle Code, the Department has determined that, within such areas as are within the limits of the Project and are open to public traffic, Contractor shall comply with all the requirements set forth in Divisions 11, 12, 13, 14, and 15 of the Vehicle Code. Attention is directed to the statement in Section 591 that this section shall not relieve Contractor or any person from the duty of exercising due care. Contractor shall take all necessary precautions for safe operation of Contractor's equipment and the protection of the public from injury and damage from Contractor's equipment.

5-1.45 SITE INVESTIGATION AND REPRESENTATION

Contractor and its Subcontractor(s) acknowledge that they have satisfied themselves as to the nature and location of the Work, the general and local conditions, particularly those bearing upon availability of transportation; disposal of materials, handling, and storage of materials; availability of labor, water, electric power, and roads; uncertainties of weather, or similar physical conditions at the site; the conformation and conditions of the ground; the character of equipment and facilities needed preliminary to and during the prosecution of the Work; and all other matters which can in any way affect the Work or the cost thereof under this Contract.

Contractor further acknowledges that it has satisfied itself as to the character, quality, and quantity of the surface and subsurface materials to be encountered from inspecting the site, as well as from information presented by the plans and specifications made a part of the Contract. Any failure by Contractor to acquaint itself with all the available information or obtaining any additional information deemed necessary, will not relieve it from responsibility for properly estimating the difficulty or cost of successfully performing the work.

Contractor warrants that as a result of its examination and investigation of all the aforesaid data that it can perform the work in a good and workmanlike manner and to the satisfaction of County. County assumes no responsibility for any representations made by any of its officers or agents during or prior to the execution of this Contract, unless: (1) such representations are expressly stated in the Contract, and (2) the Contract expressly provides that the responsibility therefore is assumed by County.

The submission of a Proposal shall be conclusive evidence that Contractor and its Subcontractor(s) have investigated and are satisfied as to the conditions to be encountered, as to the character, quality, and quantities of work to be performed and materials to be furnished, and as to the requirements of the contract documents.

5-1.46 ASSIGNMENT OF ANTITRUST ACTIONS

Contractor's attention is directed to the following provisions of Public Contract Code 7103.5 and Government Code Sections 4553 and 4554, which shall be applicable to Contractor and its subcontractors:

"In entering into a public works contract or a subcontract to supply goods, services, or materials pursuant to a public works contract the contractor or subcontractor offers and agrees to assign the awarding body all rights, title, and interest in and to all causes of action it may have under Section 4 of the Clayton Act (15 U.S.C. Sec. 15) or under the Cartwright Act (Chapter 2 (commencing with Section 16700) of Part 2 of Division 7 of the Business and Professions Code), arising from purchases of goods, services, or materials pursuant to the public works contract or the subcontract. This assignment shall be made and become effective at the time the awarding body tenders final payment to the contractor, without further acknowledgment by the parties."

"If an awarding body or public purchasing body receives, either through judgment or settlement, a monetary recovery for a cause of action assigned under this chapter, the assignor shall be entitled to receive reimbursement for actual legal costs incurred and may, upon demand, recover from the public body any portion of the recovery, including treble damages, attributable to overcharges that were paid by the assignor but were not paid by the public body as part of the bid price, less the expenses incurred in obtaining that portion of the recovery."

"Upon demand in writing by the assignor, the assignee shall, within one year from such demand, reassign the cause of action assigned under this part if the assignor has been or may have been injured by the violation of law for which the cause of action arose and (a) the assignee has not been injured thereby, or (b) the assignee declines to file a court action for the cause of action."

5-1.47 PERSONAL LIABILITY

Neither the Director, the Engineer nor any other officer or authorized employee of the State of California nor any officer or employee of any county, city or district shall be personally responsible for any liability arising under or by virtue of the contract.

5-1.48 SAFETY PROVISIONS

Reference is hereby made to Section 7-1.06, "Safety and Health Provisions," of the Standard Specifications concerning safety provisions by Contractor.

Contractor shall note the following directive from the Division of Occupational Safety & Health (DOSH):

"Construction Safety Order Section 1592 and General Industry Safety Order Section 3706 require an acceptable automatic backup alarm to sound immediately upon backing. Warning devices such as wheel-mounted bell types (ding-dongs) normally sound on a quarter revolution of the wheel. These units do not meet the immediate sounding requirements of these orders and are not acceptable in California. Electronic warning devices which begin to sound as soon as the machine is put into reverse not only will meet this requirement, but have the added advantage of sounding even before actually backing."

In addition, Contractor should take particular note of Section 1592, "Warning Methods," of the Construction Safety Orders, Cal-OSHA.

5-1.49 CERTIFICATES OF COMPLIANCE

Attention is directed to Section 6-1.07, "Certificates of Compliance," of the Standard Specifications and these Special Provisions.

Certificates of Compliance are required for the following materials:

- Evidence for steam cleaning of construction equipment
- Articulated Concrete Block
- Asphalt Concrete (Alternative 1 or 2)
- Class 1 Types A and B Permeable Material
- Corrugated Metal Sediment Traps
- Drain Basins
- Portland Cement
- Portland Cement Concrete
- Concrete Curing Compound
- Galvanizing Repair Material
- Grout
- High Density Polyethylene (HDPE) Pipe
- Anti-seep Collar
- Perforated HDPE
- Class 2 Aggregate Base (3/4" max.)
- Humus
- Mulch
- Tackifier
- All Signing and Delineation Products Used in the Work
- Slurry Cement Backfill
- Weighted Fiber Rolls or Gravel-filled Rolls for ST Protection
- Filter Fabric
- Filter Fabric for Filter Fence
- Rice Straw Fiber Rolls
- Erosion Control Blanket
- Turf Reinforcement Mat
- Geogrid Mat

Contractor shall submit all Certificates of Compliance within ten (10) working days of the contract start date noted in the Notice to Proceed, or within three (3) working days before the materials are to be used, whichever is sooner. The provisions of Sections 4-1.03, "Contractor Submittals," and 4-1.04, "Pre-Construction Conference and Weekly Meetings," of these Special Provisions regarding submittals shall apply.

5-1.50 LOCAL, STATE, AND FEDERAL AGENCIES' CONDITIONS OF APPROVAL AND PERMITS

Attention is directed to the following items:

1. California Regional Water Quality Control Board, Lahontan Region, Board Order No. R6T-2005-007, dated March 10, 2005. (See Appendix D)
2. Tahoe Regional Planning Agency Permit, No. (not available at print date). (See Appendix E)
3. USDA Forest Service Special Use Permit, Authorization ID: ELD100319. (See Appendix F)
4. US Army Corps of Engineer General Permit No. 16. (See Appendix G)

County will obtain all permits above prior to bid opening and will provide copies to all Contract Document Holders.

Contractor shall comply with the conditions of the permits where applicable and shall comply with the regulations and conditions of the TRPA and Lahontan. All fines levied against County due to Contractor's action or inaction shall be paid by Contractor.

Contractor shall procure at its own expense all permits, licenses, and insurance policies not already obtained by County as may be necessary to comply with Federal and State laws associated with the performance of the Work.

These shall include but are not limited to the following:

- El Dorado County Encroachment Permit (no charge).
- Timber Operator's license as specified in Section 10-1.27, "Timber Removal Practices," of these Special Provisions.
- Water Truck Permit from STPUD.

5-1.51 DUST AND TRACKING CONTROL

The following requirements shall be applicable to this Contract in addition to the requirements of Section 10, "Dust Control," of the Standard Specifications.

Dust Control

Contractor shall provide an acceptable plan for preventing the generation of dust due to its operations in the construction zones, along the haul or traveled routes, or in equipment parking zones. Contractor's Dust Control Plan and daily dust control operations shall not conflict with requirements of any agency having jurisdiction in the project area. Contractor is required to have a water truck on site at all times during construction.

At the end of each day's work and as necessary during the work day, Contractor shall wet down the construction area to control dust. On days that Contractor is not working, it shall take such action as may be required to prevent the generation of dust within the project area if it is deemed necessary by the Engineer.

In the event the control of dust is not satisfactory to the Engineer, the Engineer shall take such measures as may be necessary to insure satisfactory dust control and shall deduct the cost of those measures from any payments due Contractor.

Dust shall be controlled through a combination of sweeping and use of the water truck. **Dust control is a temporary erosion control measure or Best Management Practice (BMP). A fine of \$100/day will be levied against Contractor for each day Contractor delays in responding to Engineer's request to implement this temporary erosion control measure.**

Tracking Control

Tracking of sediment onto public streets shall be minimized by a combination of road sweeping and use of tire wash areas designated on the Plans during soil hauling operations, during equipment transporting from one work area to another, and as necessary to keep the streets clear of soil and debris. Tracking control applies to streets within the project area as well as to streets adjacent to the project area that have the potential to be impacted by tracking from the project construction.

Affected streets shall be swept a **minimum of three (3) times daily** (e.g. mid-morning, mid-afternoon, and at the end of the day) during soil hauling operations, during equipment transporting from one work area to another, and as necessary to keep the streets clear of soil and debris.

Tracking control is a temporary erosion control measure or BMP. A fine of \$100/day will be levied against Contractor for each day Contractor delays in responding to Engineer's request to implement this temporary erosion control measure.

The costs associated with installing, maintaining, and removing the Tire Wash Area on Pavement shall be included in the Item "Install and Maintain Tire Wash Area on Pavement." The costs associated with sweeping and disposing of the swept material shall be included in the Item "Sweeping."

Contractor shall post a publicly visible sign at the staging areas shown on Sheets EC-1 and T-1 of the Plans. The visible sign shall contain the Contractor's telephone number and name of person to contact for complaints and/or inquiries on dust control and other air quality problems resulting from construction activities.

Full compensation for conforming to the requirements in this section pertaining to using the water truck for dust control, using the tire wash area, cleaning equipment/vehicles, and providing the Contractor contact information sign shall be considered as included in the prices paid for the various contract items of work and no additional compensation will be allowed therefor.

5-1.52 SPILL CONTINGENCY PLAN

Contractor shall provide the information requested in Appendix B, Spill Contingency Plan, of the Storm Water Pollution Prevention Plan within five (5) working days of receipt of Notice to Proceed. This Spill Contingency Plan is included in Appendix B of these Special Provisions.

Full compensation for conforming to the requirements in this section shall be considered as included in the prices paid for the various contract items of work and no additional compensation will be allowed therefor.

5-1.53 CONSTRUCTION STAKING

The Surveyor will furnish one (1) set of construction stakes as set forth below and Contractor shall be solely responsible for the maintenance and protection of the survey stakes or marks, once set, in accordance with the following provisions. Any additional stakes or marks requested and any replacement of stakes or marks shall be set by the Surveyor at Contractor's expense. The Surveyor will provide Contractor with copies of the staking cut sheets, when applicable. The construction staking furnished by the Surveyor will be as outlined below, unless otherwise agreed to by the Surveyor and Contractor at the pre-construction meeting. Where site constraints do not allow for staking to be placed as specified herein, other staking configurations will be

agreed upon by the Surveyor and Contractor at the pre-construction meeting or when the staking request is submitted.

1. Tree removal – All trees to be removed will be conspicuously marked by the Engineer of the Surveyor for removal with an X, or other agreed upon marking.
2. Articulated Block Channels (ABC) – One set of offset stakes will be set at 5' from centerline of channel at 50' intervals and at grade breaks. The stakes will be graded to the finished surface at the flowline of the channel. For Angle Points (AP), one set of offset stakes (two stakes total) will be set. The closer of the offset stakes will be graded to flowline at the AP, and the farther offset stake will be line only
3. Drain Basins (DB) and Sediment Traps (ST) – One set of offset stakes (two stakes total) will be set for each structure. The stakes will be set sufficient for Contractor to determine location, orientation, and grade of each structure. Due to the nature of the design and to site conditions, the offset locations will be agreed upon by the Surveyor and Contractor at the pre-construction meeting. The closer of the offset stakes to drain basins and sediment traps will be marked with grades to all Invert Elevations (IEs), Window Invert Elevations (WIs), and to Rim or Top of Structure (TOS), as applicable. The closer offset to DB or ST will be marked with grades to Invert Elevations of the bottom of DB, ST and of pipes, and Top of Rim or Grate (TG). The farther offset will be marked with an elevation and is to be used for line only.
4. Storm Drain Pipe and Culvert – All grade breaks will be staked with one offset (at a distance to be agreed to by the Surveyor and Contractor) perpendicular from the line at the grade break and graded to flowline of the pipe. Except for runs containing grade breaks, storm drain pipe will not be staked on runs shorter than 50'. On short runs, the pipe is to be placed based upon the staking of the drainage structures. For runs greater than 50', one offset (at a distance to be agreed to by the Surveyor and Contractor) perpendicular from the line at the midpoint will be set and graded to flowline of the pipe. Curved pipe will be staked at 50' intervals for curves with radius greater than or equal to 500', and at 25' intervals for curves with radius less than 500'. For Angle Points (AP), one set of offset stakes (two stakes total) will be set. The closer of the offset stakes will be graded to flowline of the pipe at the AP and the farther offset stake will be set for line only.
5. Filter Fence, Wooden Tree Trunk Protection, and Construction Limit Fence – Stakes for these items will be provided only when these items are shown on the Plans. One set of stakes for horizontal control will be provided at 50' intervals and at angle points. For Wooden Tree Trunk Protection, the trees will be marked with flagging marked "TREE PROTECTION."
6. Benchmark – Elevations of the Surveyor's control points will be provided to Contractor on the Survey Control Sheet. In the event that the control points are not in usable positions for Contractor, the Surveyor will set up to four (4) temporary benchmarks throughout the project, at locations to be agreed upon by the Surveyor and Contractor.
7. No. 1 Backing – One set of offset stakes (two stakes total) will be set for horizontal control only. For No. 1 Backing for slopes, one set of offset stakes (two stakes total) will be set at the beginning and end of No. 1 Backing for slopes; depending on the length of No.1 Backing for slopes, stakes will be provided at 50' intervals on tangent sections, 25' intervals on curves, and at E.C.s and B.C.s.
8. AC Pavement Removal – Removal, limits, as indicated on the plans, will be clearly marked with paint.
9. AC Paving – Where there is sawcut with existing retained pavement within the roadway, no stakes will be provided. The Contractor will pave to the existing sawcut per the appropriate

plan detail. Where paving limits are not bounded by an existing sawcut, stakes will be provided to delineate pavement edge and will be graded to finish surface.

10. Tire Wash Areas – Will be delineated by the Engineer or the Surveyor.

In order to match existing conditions, dimensions and elevations in the field may vary from those shown on the Plans. Any such field changes will be with the approval of the Engineer or Surveyor, and Contractor will be notified of such changes.

Surveying provided will not, nor is intended to, supplant or supplement any layout work normally provided by Contractor. Contractor is advised that it shall furnish personnel and equipment necessary to perform any additional layout for construction purposes that it may require.

All stakes and survey markers will be conspicuously marked with flagging and/or paint. It will be the obligation of Contractor to inform its employees and subcontractors of the importance of their preservation. The Surveyor has placed control monuments necessary for the work. Contractor is specifically advised that it shall be its sole responsibility to protect and maintain all stakes and monuments from destruction by any source. In the event that one or more of the stakes are damaged or destroyed, the Surveyor will replace the stakes at Contractor's expense. If a control point cannot be preserved, Contractor shall give the Surveyor sufficient notice (i.e. 48 hours excluding Saturdays, Sundays, and Holidays) to place alternate control points in the immediate vicinity before the original point(s) is (are) destroyed.

Contractor shall give the Surveyor not less than two (2) full working days (i.e. 48 hours excluding Saturdays, Sundays, and Holidays) notice for each staking order, and a minimum staking order shall be not less than a full day's work as determined by the Surveyor. Timeliness of surveying services will not be guaranteed without written notice submitted to the Surveyor not less than two (2) working days prior to the day staking is needed. County will supply Contractor with staking request forms.

Contractor and its subcontractor shall insure that existing property survey monuments and markers that are not designated to be removed will not be impacted by construction activities. Any right-of-way or property corner monuments, not designated to be removed per the Plans or as directed by Engineer, disturbed or destroyed by Contractor shall be replaced, at Contractor's expense, by a Professional Land Surveyor registered in the State of California in accordance with Business and Professions Code Sections 8700 et seq. Contractor shall also ensure that a Corner Record or Record of Survey is prepared and submitted as required by the Professional Land Surveyors Act, at Contractor's expense, to County Surveyor's office to document this replacement. A copy of the approved Corner Record or Record of Survey shall be submitted to the Engineer or Surveyor. County may retain Two Thousand dollars (\$2,000.00) of the ten percent (10%) retention money withheld for each Corner Record and/or Record of Survey, until the documentation specified above is provided. Since the project is funded by grants with a finite term, should the grants expire before Contractor provides proof of the submittal, Contractor shall forfeit the amount retained.

5-1.54 NOT USED

5-1.55 PERFORMANCE OF DBE SUBCONTRACTORS AND SUPPLIERS

The subcontractors listed by Contractor in the Proposal shall perform the work and supply the materials for which they are listed, unless Contractor has received prior written authorization to perform the work with other forces or to obtain the materials from other sources.

Contractor shall notify the Engineer in writing of any changes to its anticipated DBE participation. This notice should be provided prior to the commencement of that portion of the work.

5-1.56 COPYRIGHTS AND PATENTS

This project will be funded, in part, with federal funds. The USFS reserves a royalty-free, non-exclusive, and irrevocable license to reproduce, publish or otherwise use, and to authorize others to use, for Federal Government proposes:

- (a) The copyright in any work developed under a grant, sub-grant, or contract under a grant or subgrant;
- (b) Any rights of copyright to which a grantee, subgrantee or a contractor purchases ownership with grant support; and
- (c) The patent rights to any discovery or invention which arises or is developed in the course of or under such contract.

5-1.57 ENERGY CONSERVATION

Pursuant to 7 CFR 3016.36(i)(13), Contractor shall comply with all mandatory standards and policies relating to energy efficiency which are contained in the state energy conservation plan issued in compliance with the Energy Policy and Conservation Act (Pub. L. 94-163, 89 Stat. 871).

SECTION 6. (NOT USED)

SECTION 7. CONTRACTOR'S INSURANCE

7-1.01 GENERAL INSURANCE REQUIREMENTS

Contractor shall provide proof of a policy of insurance satisfactory to the El Dorado County Risk Management Division and documentation evidencing that Contractor maintains insurance that meets the following requirements:

1. Full Workers' Compensation and Employers' Liability Insurance covering all employees of Contractor as required by law in the State of California.
2. Commercial General Liability (CGL) Insurance of not less than Two Million Dollars (\$2,000,000.00) combined single limit per occurrence for bodily injury and property damage, including but not limited to endorsements for the following coverage: personal injury, premises, operations, products and completed operations, blanket contractual, independent contractors liability. This insurance can consist of a minimum One Million Dollars (\$1,000,000.00) primary layer of CGL and the balance as an excess/umbrella layer, but only if the County is provided with written confirmation that the excess/umbrella layer "follows the form" of the CGL policy.
3. Automobile Liability Insurance (Bodily Injury and Property Damages) on owned, hired, leased and nonowned vehicles of not less than One Million Dollars (\$1,000,000.00) combined single limit per occurrence (claim made) is required in the event motor vehicles are used by Contractor in performance of the Contract.
4. In the event Contractor is a licensed professional and is performing professional services under this Contract, Professional Liability Insurance is required with a limit of liability of not less than One Million Dollars (\$1,000,000.00).
5. Explosion, Collapse and Underground (XCU) coverage is required when the scope of work includes XCU exposures. For the purpose of this Contract, XCU coverage is required.

7-1.02 PROOF OF INSURANCE REQUIREMENTS

1. Contractor shall furnish proof of coverage satisfactory to the El Dorado County Risk Management Division as evidence that the insurance required herein is being maintained. The insurance will be issued by an insurance company acceptable to Risk Management Division, or be provided through partial or total self-insurance likewise acceptable to Risk Management Division.

2. The County of El Dorado, its officers, officials, employees, and volunteers; and agencies of the federal government, its officers, officials, employees, and volunteers are included as additional insured, but only insofar as the operations under this Contract are concerned. This provision shall apply to all general liability, automobile liability and excess liability policies. Proof that County, and agencies of the federal government are named additional insureds shall be made by providing the Risk Management Division with a certified copy, or other acceptable evidence, of an endorsement to Contractor's insurance policy naming County, and agencies of the federal government as additional insureds.
3. In the event Contractor cannot provide an occurrence policy, Contractor shall provide insurance covering claims made as a result of performance of this Contract for not less than three (3) years following completion of performance of this Contract.
4. Any deductibles or self-insured retentions must be declared to and approved by County. At the option of County, either: the insurer shall reduce or eliminate such deductibles or self-insured retentions as respects to County, its officers, officials, employees and volunteers; or Contractor shall procure a bond guaranteeing payment of losses and related investigations, claim administration and defense expenses.
5. Contractor shall require each of its subcontractors to procure and maintain commercial general liability insurance, automobile liability insurance, and workers' compensation insurance of the types and in the amounts specified above, or shall insure the activities of its subcontractors in its own policy in like amounts. Contractor shall also require each of its subcontractors to name Contractor and the County of El Dorado and any other additional insured listed above as additional insureds.

7-1.03 INSURANCE NOTIFICATION REQUIREMENTS

1. Contractor agrees no cancellation or material change in any policy shall become effective except upon thirty (30) days prior written notice to the County of El Dorado Project Manager at the office of the Department of Transportation, 924B Emerald Bay Road, South Lake Tahoe, CA 96150.
2. Contractor agrees that the insurance required herein shall be in effect at all times during the term of this Contract. In the event said insurance coverage expires at any time or times during the term of this Contract, Contractor shall immediately provide a new certificate of insurance as evidence of the required insurance coverage. In the event Contractor fails to keep in effect at all times insurance coverage as herein provided, County may, in addition to any other remedies it may have, terminate this contract upon the occurrence of such event. New certificates of insurance are subject to the approval of the El Dorado County's Risk Management Division.

7-1.04 ADDITIONAL STANDARDS

Certificates shall meet such additional standards as may be determined by the Department either independently or in consultation with Risk Management Division, as essential for protection of County.

7-1.05 COMMENCEMENT OF PERFORMANCE

Contractor shall not commence performance of this Contract unless and until compliance with each and every requirement of the insurance provisions is achieved.

7-1.06 MATERIAL BREACH

Failure of Contractor to maintain the insurance required herein, or to comply with any of the requirements of the insurance provisions, shall constitute a material breach of the entire Contract.

7-1.07 REPORTING PROVISIONS

Any failure to comply with the reporting provisions of the policies shall not affect coverage provided to County, its officers, officials, employees or volunteers.

7-1.08 PRIMARY COVERAGE

Contractor's insurance coverage shall be primary insurance as respects County, its officers, officials, employees and volunteers; and agencies of the federal government, and its officers, officials, employees and volunteers. Any insurance or self-insurance maintained by County, its officers, officials, employees or volunteers shall be excess of Contractor's insurance and shall not contribute with it.

7-1.09 PREMIUM PAYMENTS

The insurance companies shall have no recourse against the County of El Dorado, the State of California and their officers, agents, employees, agencies of the federal government or any of them for payment of any premiums or assessments under any policy issued by any insurance company.

7-1.10 POLICY DEDUCTIBLES

Contractor shall be responsible for all deductibles in all of Contractor's insurance policies. The amount of deductibles for an insurance coverage required herein shall be reasonable and subject to County's approval.

7-1.11 CONTRACTOR'S OBLIGATIONS

Contractor's indemnity and other obligations shall not be limited by the insurance required herein and shall survive the expiration of this Contract.

7-1.12 GOVERNING PRECEDENCE

To the extent that this Section 7, "Contractor's Insurance," is inconsistent with Section 7-1.12, "Indemnification and Insurance," of the Standard Specifications this Section shall govern; otherwise each and every provision of such Section 7-1.12 shall be applicable to this Contract.

SECTION 8. MATERIALS

8-1.01 BUY AMERICA REQUIREMENTS

Attention is directed to the "Buy America" requirements of the Surface Transportation Assistance Act of 1982 (Section 165) and the Intermodal Surface Transportation Efficiency Act of 1991 (ISTEA) Sections 1041(a) and 1048(a), and the regulations adopted pursuant thereto. In conformance with the law and regulations, all manufacturing processes for steel and iron materials furnished for incorporation into the work on this project shall occur in the United States with the exception that pig iron and processed, pelletized, and reduced iron ore manufactured outside the United States may be used in the domestic manufacturing process for such steel and iron materials. The application of coatings, such as epoxy coating, galvanizing, painting, and any other coating that protects or enhances the value of such steel or iron materials shall be considered a manufacturing process subject to the "Buy America" requirements.

A Certificate of Compliance, conforming to the provisions in Section 6-1.07, "Certificates of Compliance," of the Standard Specifications, shall be furnished for steel and iron materials. The certificates, in addition to certifying that the materials comply with the specifications, shall also specifically certify that all manufacturing processes for the materials occurred in the United States, except for the above exceptions.

The requirements imposed by the law and regulations do not prevent a minimal use of foreign steel and iron materials if the total combined cost of the materials used does not exceed one-tenth of one percent (0.1%) of the total contract cost, or \$2,500, whichever is greater. Contractor shall furnish the Engineer acceptable documentation of the quantity and value of any foreign steel and iron prior to incorporating such materials into the work.

In accordance with Section 502 of the Energy and Water Development Appropriations Act, 2002, Public Law 107-66, it is the sense of Congress that, to the greatest extent practicable, all equipment and products purchased with funds made available in this Act should be American-made.

8-1.02 PREQUALIFIED AND TESTED SIGNING AND DELINEATION MATERIALS

Caltrans maintains the following list of Prequalified and Tested Signing and Delineation Materials. The Engineer shall not be precluded from sampling and testing products on the list of Prequalified and Tested Signing and Delineation Materials.

The manufacturer of products on the list of Prequalified and Tested Signing and Delineation Materials shall furnish the Engineer a Certificate of Compliance in conformance with the provisions in Section 6-1.07, "Certificates of Compliance," of the Standard Specifications for each type of traffic product supplied.

For those categories of materials included on the list of Prequalified and Tested Signing and Delineation Materials, only those products shown within the listing may be used in the work. Other categories of products, not included on the list of Prequalified and Tested Signing and Delineation Materials, may be used in the work provided they conform to the requirements of the Standard Specifications.

Materials and products may be added to the list of Prequalified and Tested Signing and Delineation Materials if the manufacturer submits a New Product Information Form to the New Product Coordinator at the Transportation Laboratory. Upon a Departmental request for samples, sufficient samples shall be submitted to permit performance of required tests. Approval of materials or products will depend upon compliance with the specifications and tests the Department may elect to perform.

PAVEMENT MARKERS, PERMANENT TYPE

Retroflective With Abarasion Resistant Surface (ARS)

1. Apex, Model 921AR (4" x 4")
2. Ennis Paint, Models C88 (4" x 4"), 911 (4" x 4") and C80FH
3. Ray-O-Lite, Models "AA" ARS (4" x 4") and ARC Round Shoulder (4" x 4")
4. 3M Series 290 (3.5" x 4")
5. 3M Series 290 PSA
6. Glowlite, Inc Model 988AR (4" x 4")

Retroflective With Abarasion Resistant Surface (ARS)

(For recessed application only)

1. Ennis Paint, Model 948 (2.3" x 4.7")
2. Ennis Paint, Model 944SB (2" x 4")*
3. Ray-O-Lite, Model 2002 (2" x 4.6")
4. Ray-O-Lite, Model 2004 ARS (2" x 4")*

*For use only in 4.5 inch wide (older) recessed slots

Non-Retroflective, 4-inch round

1. Apex Universal (Ceramic)
2. Apex Universal, Models 929 (ABS) and 929PP (Polypropylene)
3. Glowlite, Inc. (Ceramic) and PP (Polypropylene)
4. Hi-Way Safety, Inc., Models P20-2000W and 2001Y (ABS)
5. Interstate Sales, "Diamond Back" (Polypropylene)
6. Novabrite Models Cdot (White) Cdot-y (Yellow), Ceramic
7. Novabrite Models Pdot-w (White) Pdot-y (Yellow), Polypropylene
8. Three D Traffic Works TD10000 (ABS), TD10500 (Polypropylene)

PAVEMENT MARKERS, TEMPORARY TYPE

Temporary Markers For Long Term Day/Night Use (180 days or less)

1. Vega Molded Products "Temporary Road Marker" (3" x 4")

Temporary Markers For Short Term Day/Night Use (14 days or less)

(For seal coat or chip seal applications, clear protective covers are required)

1. Apex Universal, Model 932
2. Filtrona Extrusion, Models T.O.M., T.R.P.M., and "HH" (High Heat)
3. Hi-Way Safety, Inc., Model 1280/1281
4. Glowlite, Inc., Model 932

STRIPING AND PAVEMENT MARKING MATERIAL

Permanent Traffic Striping and Pavement Marking Tape

1. Advanced Traffic Marking, Series 300 and 400
2. Brite-Line, Series 1000
3. Brite-Line, "DeltaLine XRP"
4. Swarco Industries, "Director 35" (For transverse application only)
5. Swarco Industries, "Director 60"
6. 3M, "Stamark" Series 380 and 5730
7. 3M, "Stamark" Series 420 (For transverse application only)

Temporary (Removable) Striping and Pavement Marking Tape (180 days or less)

1. Advanced Traffic Marking, Series 200
2. Brite-Line, Series 100
3. Garlock Rubber Technologies, Series 2000
4. P.B. Laminations, Aztec, Grade 102
5. Swarco Industries, "Director-2"
6. Trelleborg Industries, R140 Series
7. 3M Series 620 "CR", and Series A750
8. 3M Series A145, Removable Black Line Mask
(Black Tape: for use only on Hot mix asphalt surfaces)
9. Advanced Traffic Marking Black "Hide-A-Line"
(Black Tape: for use only on Hot mix asphalt surfaces)
10. Brite-Line "BTR" Black Removable Tape
(Black Tape: for use only on Hot mix asphalt surfaces)
11. Trelleborg Industries, RB-140
(Black Tape: for use only on Hot mix asphalt surfaces)

Preformed Thermoplastic (Heated in place)

1. Flint Trading Inc., "Hot Tape"
2. Flint Trading Inc., "Premark Plus"
3. Ennis Paint Inc., "Flametape"

Ceramic Surfacing Laminate, 6" x 6"

1. Highway Ceramics, Inc.

CLASS 1 DELINEATORS

One Piece Driveable Flexible Type, 66-inch

1. Filtrona Extrusion, "Flexi-Guide Models 400 and 566"
2. Carsonite, Curve-Flex CFRM-400
3. Carsonite, Roadmarker CRM-375
4. FlexStake, Model 654 TM
5. GreenLine Model CGD1-66

Special Use Type, 66-inch

1. Filtrona Extrusion, Model FG 560 (with 18-inch U-Channel base)
2. Carsonite, "Survivor" (with 18-inch U-Channel base)
3. Carsonite, Roadmarker CRM-375 (with 18-inch U-Channel base)
4. FlexStake, Model 604
5. GreenLine Model CGD (with 18-inch U-Channel base)
6. Impact Recovery Model D36, with #105 Driveable Base
7. Safe-Hit with 8-inch pavement anchor (SH248-GP1)
8. Safe-Hit with 15-inch soil anchor (SH248-GP2) and with 18-inch soil anchor (SH248-GP3)

Surface Mount Type, 48-inch

1. Bent Manufacturing Company, Masterflex Model MF-180EX-48
2. Carsonite, "Channelizer"

3. FlexStake, Models 704, 754 TM, and EB4
4. Impact Recovery Model D48, with #101 Fixed (Surface-Mount) Base
5. Three D Traffic Works "Channelflex" ID No. 522248W

CHANNELIZERS

Surface Mount Type, 36-inch

1. Bent Manufacturing Company, Masterflex Models MF-360-36 (Round) and MF-180-36 (Flat)
2. Filtrona Extrusion, Flexi-Guide Models FG300PE, FG300UR, and FG300EFX
3. Carsonite, "Super Duck" (Round SDR-336)
4. Carsonite, Model SDCF03601MB "Channelizer"
5. FlexStake, Models 703, 753 TM, and EB3
6. GreenLine, Model SMD-36
7. Hi-way Safety, Inc. "Channel Guide Channelizer" Model CGC36
8. Impact Recovery Model D36, with #101 Fixed (Surface-Mount) Base
9. Safe-Hit, Guide Post, Model SH236SMA and Dura-Post, Model SHL36SMA
10. Three D Traffic Works "Boomerang" 5200 Series

Lane Separation System

1. Filtrona Extrusion, "Flexi-Guide (FG) 300 Curb System"
2. Qwick Kurb, "Klemmfix Guide System"
3. Dura-Curb System
4. Tuff Curb

CONICAL DELINEATORS, 42-inch

(For 28-inch Traffic Cones, see Standard Specifications)

1. Bent Manufacturing Company "T-Top"
2. Plastic Safety Systems "Navigator-42"
3. Traffix Devices "Grabber"
4. Three D Traffic Works "Ringtop" TD7000, ID No. 742143
5. Three D Traffic Works, TD7500
6. Work Area Protection Corp. C-42

OBJECT MARKERS

Type "K", 18-inch

1. Filtrona Extrusion, Model FG318PE
2. Carsonite, Model SMD 615
3. FlexStake, Model 701 KM
4. Safe-Hit, Model SH718SMA

Type "K-4" / "Q" Object Markers, 24-inch

1. Bent Manufacturing "Masterflex" Model MF-360-24
2. Filtrona Extrusion, Model FG324PE
3. Carsonite, "Channelizer"
4. FlexStake, Model 701KM
5. Safe-Hit, Models SH824SMA_WA and SH824GP3_WA
6. Three D Traffic Works ID No. 531702W and TD 5200
7. Three D Traffic Works ID No. 520896W

CONCRETE BARRIER MARKERS AND TEMPORARY RAILING (TYPE K) REFLECTORS

Impactable Type

1. ARTUK, "FB"
2. Filtrona Extrusion, Models PCBM-12 and PCBM-T12
3. Duraflex Corp., "Flexx 2020" and "Electriflexx"
4. Hi-Way Safety, Inc., Model GMKRM100
5. Plastic Safety Systems "BAM" Models OM-BARR and OM-BWAR
6. Three D Traffic Works "Roadguide" Model TD 9304

Non-Impactable Type

1. ARTUK, JD Series
2. Plastic Safety Systems "BAM" Models OM-BITARW and OM-BITARA
3. Vega Molded Products, Models GBM and JD
4. Plastic Vacuum Forming, "Cap-It C400"

METAL BEAM GUARD RAIL POST MARKERS

(For use to the left of traffic)

1. Filtrona Extrusion, "Mini" (3" x 10")
2. Creative Building Products, "Dura-Bull, Model 11201"
3. Duraflex Corp., "Railrider"
4. Plastic Vacuum Forming, "Cap-It C300"

CONCRETE BARRIER DELINEATORS, 16-inch

(For use to the right of traffic)

1. Filtrona Extrusion, Model PCBM T-16
2. Safe-Hit, Model SH216RBM

CONCRETE BARRIER-MOUNTED MINI-DRUM (10" x 14" x 22")

1. Stinson Equipment Company "SaddleMarker"

GUARD RAILING DELINEATOR

(Place top of reflective element at 48 inches above plane of roadway)

Wood Post Type, 27-inch

1. Filtrona Extrusion, FG 427 and FG 527
2. Carsonite, Model 427
3. FlexStake, Model 102 GR
4. GreenLine GRD 27
5. Safe-Hit, Model SH227GRD
6. Three D Traffic Works "Guardflex" TD9100
7. New Directions Mfg, NDM27

Steel Post Type

1. Carsonite, Model CFGR-327

RETROREFLECTIVE SHEETING**Channelizers, Barrier Markers, and Delineators**

1. Avery Dennison T-6500 Series (For rigid substrate devices only)
2. Avery Dennison WR-7100 Series
3. Nippon Carbide Industries, Flexible Ultralite Grade (ULG) II
4. Reflexite, PC-1000 Metalized Polycarbonate
5. Reflexite, AC-1000 Acrylic
6. Reflexite, AP-1000 Metalized Polyester
7. Reflexite, Conformalight, AR-1000 Abrasion Resistant Coating
8. 3M, High Intensity

Traffic Cones, 4-inch and 6-inch Sleeves

1. Nippon Carbide Industries, Flexible Ultralite Grade (ULG) II
2. Reflexite, Vinyl, "TR" (Semi-transparent) or "Conformalight"
3. 3M Series 3840
4. Avery Dennison S-9000C

Drums

1. Avery Dennison WR-6100
2. Nippon Carbide Industries, Flexible Ultralite Grade (ULG) II
3. Reflexite, "Conformalight", "Super High Intensity" or "High Impact Drum Sheeting"
4. 3M Series 3810

Barricades: Type I, Medium-Intensity (Typically Enclosed Lens, Glass-Bead Element)

1. Nippon Carbide Industries, CN8117
2. Avery Dennison, W 1100 series
3. 3M Series CW 44

Barricades: Type II, Medium-High-Intensity (Typically Enclosed Lens, Glass-Bead Element)

1. Avery Dennison, W-2100 Series

Signs: Type II, Medium-High-Intensity (Typically Enclosed Lens, Glass-Bead Element)

1. Avery Dennison, T-2500 Series
2. Nippon Carbide Industries, Nikkalite 18000

Signs: Type III, High-Intensity (Typically Encapsulated Glass-Bead Element)

1. Avery Dennison, T-5500A and T-6500 Series
2. Nippon Carbide Industries, Nikkalite Brand Ultralite Grade II
3. 3M 3870 and 3930 Series

Signs: Type IV, High-Intensity (Typically Unmetallized Microprismatic Element)

1. Avery Dennison, T-6500 Series
2. Nippon Carbide Industries, Crystal Grade, 94000 Series
3. Nippon Carbide Industries, Model No. 94847 Fluorescent Orange
4. 3M Series 3930 and Series 3924S

Signs: Type VI, Elastomeric (Roll-Up) High-Intensity, without Adhesive

1. Avery Dennison, WU-6014
2. Novabrite LLC, "Econobrite"
3. Reflexite "Vinyl"
4. Reflexite "SuperBright"
5. Reflexite "Marathon"
6. 3M Series RS20

Signs: Type VII, Super-High-Intensity (Typically Unmetallized Microprismatic Element)

1. 3M Series 3924S, Fluorescent Orange
2. 3M LDP Series 3970

Signs: Type VIII, Super-High-Intensity (Typically Unmetallized Microprismatic Element)

1. Avery Dennison, T-7500 Series
2. Avery Dennison, T-7511 Fluorescent Yellow
3. Avery Dennison, T-7513 Fluorescent Yellow Green
4. Avery Dennison, W-7514 Fluorescent Orange
5. Nippon Carbide Industries, Nikkalite Crystal Grade Series 92800
6. Nippon Carbide Industries, Nikkalite Crystal Grade Model 92847 Fluorescent Orange

Signs: Type IX, Very-High-Intensity (Typically Unmetallized Microprismatic Element)

1. 3M VIP Series 3981 Diamond Grade Fluorescent Yellow
2. 3M VIP Series 3983 Diamond Grade Fluorescent Yellow/Green
3. 3M VIP Series 3990 Diamond Grade
4. Avery Dennison T-9500 Series
5. Avery Dennison, T9513, Fluorescent Yellow Green
6. Avery Dennison, W9514, Fluorescent Orange
7. Avery Dennison, T-9511 Fluorescent Yellow

SPECIALTY SIGNS

1. Reflexite "Endurance" Work Zone Sign (with Semi-Rigid Plastic Substrate)

SIGN SUBSTRATE

Fiberglass Reinforced Plastic (FRP) and Expanded Foam PVC

- 1. Fiber-Brite (FRP)
- 2. Sequentia, "Polyplate" (FRP)
- 3. Inteplast Group "InteCel" (0.5 inch for Post-Mounted CZ Signs, 48-inch or less)(PVC)

Aluminum Composite, Temporary Construction Signs Only

- 1. Alcan Composites "Dibond Material, 80 mils"
- 2. Mitsubishi Chemical America, Alpolic 350

8-1.03 TEST METHODS

Whenever a reference is made in the specifications to any of the California Test numbers specified below, the corresponding ASTM Designation or AASHTO Designation test may be used to determine the quality of the work or materials. The latest edition of each standard test method shall be used.

California <u>Test</u>	ASTM <u>Designation</u>	AASHTO <u>Designation</u>
231	D 2922	T 238(a)
203	D 422	T 88
204	D 4318	T 89 and T 90
504	C 231	T 152
518	C 138	T 121
521	C 39	T 22
523	C 293 and C 78	T 177 and T 97
533	C 360	-----
211	C131 and C 535	T 96

Note: When ASTM Designation: D 2922 or AASHTO Designation: T 238 is used, the frequency and real distribution of such tests shall comply with the requirements specified in California Test 231. For each determination of relative compaction by ASTM test methods, laboratory compaction tests per ASTM Designation: D 1557 shall be performed, except when the use of previous laboratory maximum dry unit weights are allowed. Previous laboratory maximum dry unit weights may be used to determine relative compaction if the material, as determined by the Engineer, is from the same general excavation or plant source and has the same visual characteristics of color, gradation, and soil classification as the previous laboratory maximum dry unit weights.

8-2.00 FREEZE-THAW REQUIREMENTS

Aggregates proposed for use in Portland Cement Concrete and precast Portland Cement Concrete products shall pass the freezing and thawing test, as specified in Section 90-2.02, "Aggregates," of the Standard Specifications and these Special Provisions.

A list of sources of aggregates which have previously passed the freeze-thaw test is available at the Caltrans District Office at 703 "B" Street, Marysville, California 95901.

Contractor's attention is directed to the fact that California Test 528, "Test for Freeze-Thaw Resistance of Aggregates in Air-Entrained Concrete," does not include procedures that determine compliance of the aggregates with the other requirements of the Plans and Specifications.

The mortar strength of fine aggregate relative to the mortar strength of Ottawa sand shall be 100%, minimum, as determined by California Test 515.

Unless a higher cement content is otherwise required, the minimum cement content for all Portland Cement Concrete and for all precast Portland Cement Concrete products shall be 590 pounds per cubic yard.

An air-entraining admixture conforming to the requirements in Section 90-4, "Admixture," of the Standard Specifications shall be added to the concrete at the rate required to result in an air content of 5 ½% ± 1 ½%

in the freshly mixed concrete, unless a different air content is specified elsewhere in these Special Provisions.

SECTION 9. DESCRIPTION OF WORK

The Work consists of but is not limited to the following: Base Bid (Schedule A) consists of construction of erosion control improvements including sediment traps, culverts, and drainage channels. These improvements are proposed for construction on the following streets: Cebo Circle, Pomo Street, Cirugu Street, Shakori Drive, Han Street, and Blitzen Road (Sheets P-1 to P-4 and P-9 to P-11 of the Plans). Additive Alternate Bid (Schedule B) consists of construction of erosion control improvements including sediment traps, culverts, and drainage channels. These improvements are proposed for construction on the following streets: Mulberry Drive, Pinewood Drive, Lindenwood Drive, Cornelian Drive, Wasabe Drive, Han Street, and Blitzen Road (Sheets P-4 to P-8 and P-11 of the Plans).

SECTION 10. CONSTRUCTION DETAILS

10-1.00 DESCRIPTION OF CONTRACT ITEMS

BASE BID SCHEDULE A ITEMS

ITEM 1 – MOBILIZATION

Mobilization shall conform to the provisions of Sections 4-1.03, "Contractor Submittals," and 10-1.24, "Temporary Erosion Control and Storm Water Pollution Prevention Plan (SWPPP)," of these Special Provisions.

Mobilization shall include the obtaining of all bonds, insurance, and permits; moving onto the site of all equipment; and the furnishing and erecting of temporary buildings and other facilities required for the performance and completion of the Work. Mobilization shall also include the following items:

- 1) Providing on-site sanitary facilities.
- 2) Arranging for and setting up Contractor's storage area(s) in accordance with Section 5-1.36, "Storage of Equipment, Materials, Supplies, Etc."
- 3) Posting all OSHA required notices and establishment of safety programs.
- 4) Posting of all Prevailing Wage Requirements.
- 5) Preparing and transmitting the Submittals outlined in Section 4-1.03, "Contractor Submittals."
- 6) Obtaining and Submitting Certificates of Compliance.
- 7) Cleaning excavating and loading equipment prior to mobilization on site and presenting receipts to Engineer.
- 8) Preparation of "As-Constructed Plans as outlined in Section 4-1.03, "Contractor Submittals."

Contractor shall be entitled to progress payments in accordance with Public Contract Code Section 20104.50. In lieu of Section 11-1.02 items A through E of "Mobilization" of the Standard Specifications, the first monthly payment estimate will be prepared when Engineer determines that five percent (5%) of the contract amount, not including mobilization, has been completed. Subsequent monthly pay estimates shall be made on the same day of the month as the first monthly pay estimate. Work completed in place less than two (2) working days prior to the preparation of the monthly pay estimate shall not be eligible for payment until the following month's estimate. The third to last paragraph of Section 11, "Mobilization," of the Standard Specifications shall be amended to read: "The adjustment provisions in Section 4-1.03, "Changes" shall not apply to the contract lump sum item of mobilization."

Payment for Mobilization Item as specified above will be made at the lump sum price bid, with no additional compensation therefor. In lieu of Section 11-1.02, "Payment," of the Standard Specifications, one partial payment of 50% of the bid price will be made upon completion of 50% of the mobilization of equipment on site and completion of items 1-7 above. The final payment of the remainder of the mobilization bid will be after satisfactory completion of the final project punch list and submittal of item 8 above. Satisfactory work completion for the partial or final payment will be determined by Engineer.

ITEM 2 – TRAFFIC CONTROL

Work under this item shall include all flaggers, temporary signs, lights, barricades, communication devices, and other devices required for the direction of local traffic through or around the work during construction. Contractor shall furnish all sign panels, posts, hardware, and all barricades and shall erect, maintain and remove all construction area signs, necessary for construction of project improvements, as specified in the Plans and these Special Provisions.

Traffic Control Requirements will be strictly enforced. Violation of these requirements is justification for Engineer to stop work until these requirements are met.

Attention is directed to Section 10-1.03, "Maintaining Traffic," and Section 10-1.04, "Traffic Control Plan," of these Special Provisions.

In lieu of Section 12-2.02, "Flagging Costs," of the Standard Specifications, the full cost of any flagging necessary shall be borne by Contractor.

Payment for Traffic Control Item as specified above shall be made at the lump sum price bid, with no additional compensation therefor. Partial payments for traffic control will be made based on the percentage of work requiring traffic control completed as determined by Engineer.

ITEM 3 – SWEEPING

Work under this item shall consist of furnishing all labor, tools, materials, and equipment necessary to sweep the project site and dispose of the swept materials. Tracking of sediment onto public streets shall be minimized by a combination of road sweeping and use of tire wash areas designated on the Plans during soil hauling operations, during equipment transporting from one work area to another, and as necessary to keep the streets clear of soil and debris. Tracking control applies to streets within the project area as well as streets adjacent to the project area that have the potential to be impacted by tracking from the project construction.

Contractor shall provide sweeping equipment that conforms to the following minimum requirements:

- The sweeper shall be a chassis-mounted vehicle capable of vacuuming the roadways such that the swept material is placed into a hopper, from which the swept material can be removed and disposed of. **Broom sweepers that are attachments to other equipment are not acceptable sweepers.**

Affected streets shall be swept a minimum of **three (3) times daily** (e.g. mid-morning, mid-afternoon, and at the end of the day) during soil hauling operations, during equipment transporting from one work area to another, and as necessary to keep the streets clear of soil and debris. The swept material shall be disposed of in accordance with Section 10-1.10C.6, "Excavation and Grading," of these Special Provisions.

Attention is directed to Section 5-1.51, "Dust and Tracking Control," of these Special Provisions.

Sweeping is a temporary erosion control measure or BMP. A fine of \$100/day will be levied against Contractor for each day Contractor delays in responding to Engineer's request to implement this temporary erosion control measure.

Payment for Sweeping Item shall be based on the lump sum price bid and on performing the sweeping operations as specified above. Partial payments for sweeping will be made based on the percentage of work completed as determined by Engineer.

ITEM 4 – TRENCH AND EXCAVATION SAFETY

Work under this item shall consist of furnishing all labor, tools, equipment, and materials necessary to install sheeting, shoring and bracing, sloping the sides of trenches/excavations, or equivalent method for trenches/excavations five feet and greater in accordance with the Plans, the Standard Specifications, and these Special Provisions.

Attention is directed to Section 10-1.10, "Excavation and Grading" and Section 10-1.26, "Shoring and Excavation Plan," of these Special Provisions. If Section 10-1.26, "Shoring and Excavation Plan," requires shoring and bracing the excavation in lieu of sloping the sides of the excavation and Contractor doesn't comply, no payment will be made under this item.

Payment for Trench and Excavation Safety Item shall be based on the lump sum price bid as specified above. Engineer has the discretion to reduce payments for this item where the need for trench and excavation protection is indicated on the Plans but not required in the field.

ITEM 5 – HUMUS AND HUMUS APPLICATION

Work under this item shall consist of furnishing all labor, tools, materials, and equipment necessary to supply humus and apply one-inch thick layer of humus on the slopes by blower equipment in accordance with the Plans, the Standard Specifications, and these Special Provisions.

The California Conservation Corps (CCC) under the direction of Engineer will provide flagging on the slopes or other means to identify the location and thickness of humus to be supplied and applied by Contractor. Attention is directed to Section 10-1.10, "Excavation and Grading," of these Special Provisions regarding humus specifications and blower equipment specifications.

Payment for Humus and Humus Application Item shall be based on the unit price bid and on the number of cubic yards of humus applied as specified above. An invoice certifying the number of cubic yards supplied and applied by the blower equipment will be the basis for determining the quantity for payment.

ITEM 6 – MOBILIZATION/DEMobilIZATION FOR MULCH BLOWING

Work under this item consists of furnishing all labor, tools, materials, and equipment necessary to mobilize and demobilize equipment and personnel required for the mulch blowing application in accordance with the Plans, the Standard Specifications, and these Special Provisions. This item provides a lump sum price should the mulch blowing operation require a **second** mobilization to and demobilization from the site due to the sequencing of the CCC's revegetation work.

If a second mobilization/demobilization is not necessary as determined by Engineer, this item shall be eliminated and such elimination shall not constitute a basis for claim by Contractor for extra payment or damages, and Section 4-1.03B, "Increased or Decreased Quantities," of the Standard Specifications shall not apply.

Payment for Mobilization/Demobilization for Mulch Blowing Item shall be based on the lump sum bid and on Engineer's determination that the sequencing of the CCC's work caused the additional mobilization and demobilization. The lump sum price for this item shall include all indirect costs (e.g., overhead).

ITEM 7 – MULCH AND MULCH APPLICATION

Work under this item consists of furnishing all labor, tools, materials, and equipment necessary to supply mulch and apply one-inch thick layer of mulch over slopes after seeding by CCC is completed, over topsoil mix at pipes out of pavement, over disturbed areas outside articulated block channel but within the filter fence and construction limit fence, and around sediment traps and drain basins after seeding by CCC is completed in accordance with the Plans, the Standard Specifications, and these Special Provisions.

The CCC under the direction of Engineer will provide flagging on the slopes or other means to identify the location of mulch to be supplied and applied by Contractor. Attention is directed to Section 10-1.10, "Excavation and Grading," of these Special Provisions regarding mulch specifications and blower equipment specifications.

Payment for Mulch and Mulch Application Item shall be based on the unit price bid and on the number of cubic yards of mulch supplied and applied as specified above. An invoice certifying the number of cubic yards supplied and applied by the blower equipment will be the basis for determining the quantity for payment.

ITEM 8 – MOBILIZATION/DEMobilIZATION FOR TACKIFIER APPLICATION

Work under this item consists of furnishing all labor, tools, materials, and equipment necessary to mobilize and demobilize equipment and personnel required for the tackifier application operation in accordance with the Plans, the Standard Specifications, and these Special Provisions. This item provides a lump sum price should the tackifier operation require a **second** mobilization to and demobilization from the site due to the sequencing of the CCC's revegetation work.

If a second mobilization/demobilization is not necessary as determined by Engineer, this item shall be eliminated and such elimination shall not constitute a basis for claim by Contractor for extra payment or damages, and Section 4-1.03B, "Increased or Decreased Quantities," of the Standard Specifications shall not apply.

Payment for Mobilization/Demobilization for Tackifier Application Item shall be based on the lump sum bid and on Engineer's determination that the sequencing of the CCC's work caused the additional mobilization and demobilization. The lump sum price for this item shall include all indirect costs (e.g., overhead).

ITEM 9 – TACKIFIER AND TACKIFIER APPLICATION

Work under this item consists of furnishing all labor, tools, materials, and equipment necessary to supply and apply tackifier over the mulched areas in accordance with the Plans, the Standard Specifications, and these Special Provisions.

Attention is directed to Section 10-1.10, "Excavation and Grading," of these Special Provisions regarding tackifier specifications and application equipment specifications.

Payment for Tackifier and Tackifier Application Item shall be based on the unit price bid and on the number of square feet of tackifier supplied and applied as specified above or the number of gallons applied for the equivalent square feet. An invoice certifying the number of square feet supplied and applied by the application equipment will be the basis for determining the quantity for payment.

ITEMS 10, 11, AND 12 – INSTALL AND MAINTAIN WEIGHTED FIBER ROLLS OR GRAVEL-FILLED ROLLS, INSTALL AND MAINTAIN FILTER FENCE, AND INSTALL AND MAINTAIN VISQUEEN WITH GRAVEL BAGS OR GRAVEL-FILLED ROLLS

Work under these items shall consist of furnishing all labor, tools, equipment, and materials necessary to install, maintain, remove, and dispose of, where applicable, these temporary erosion control measures as required by the Plans, the Standard Specifications, these Special Provisions, and the TRPA Best Management Practices.

Attention is direction to Section 10-1.24, "Temporary Erosion Control and Storm Water Pollution Prevention Plan (SWPPP)," of these Special Provisions.

A fine of \$100/day will be levied against Contractor for each day Contractor delays in responding to Engineer's request to install new temporary erosion control devices and/or maintain existing temporary erosion control devices.

INSTALL AND MAINTAIN WEIGHTED FIBER ROLLS OR GRAVEL-FILLED ROLLS: Weighted fiber rolls or alternatively, gravel-filled rolls shall be used only in areas of compacted soil, concrete, or paved surfaces. Example of this is an area near the AC sawcut areas before placing and compacting the aggregate base shoulders. These spacing intervals shall be maintained and new sections of weighted fiber rolls or gravel-filled rolls added as the installations of these improvements progress. In addition to the placement of the weighted fiber rolls or gravel-filled rolls at the specified spacing intervals, Contractor shall place weighted fiber rolls or gravel-filled rolls at the location where each installation is temporarily discontinued. This section of weighted fiber rolls or gravel-filled rolls shall be reused to satisfy the specified intervals once the installation that had been temporarily discontinued is completed. However, payment for the installation and maintenance of this section of weighted fiber rolls or gravel-filled rolls will be made only once. The configuration for the use of weighted fiber rolls or gravel-filled rolls at the sawcut areas, but prior to the placement of aggregate base shoulder is intended to filter sediment from runoff before the runoff enters any inlets.

Areas where Contractor stores equipment or material on pavement may require the use of weighted fiber rolls or gravel-filled rolls for temporary erosion control. If a section of weighted fiber rolls or gravel-filled rolls is used in storage/staging more than once, or removed and replaced at a single location more than once, payment for installation and maintenance will be made only once. Attention is directed to Section 5-1.36,

“Storage of Equipment, Materials, Supplies, Etc.,” of these Special Provisions, Sheets EC-1 and T-1 of the Plans for staging/storage areas.

Contractor shall remove and dispose of all weighted fiber rolls or gravel-filled rolls measures after construction in the area is completed and TRPA approval is obtained.

Contractor shall note that **straw bales** shall not be used for any temporary erosion control measures.

Payment for the Install and Maintain Weighted Fiber Rolls or Gravel-Filled Rolls Item shall be based on the unit price bid and on the number of weighted fiber rolls or gravel-filled rolls installed and maintained as described above with no additional compensation therefor. Progress payments for this Item will be a maximum of 50% of the unit cost bid multiplied by the number of weighted fiber rolls or gravel-filled rolls installed during the pay period as determined by Engineer and/or required by TRPA’s Compliance Division. Payment for maintenance, removal, and disposal of all weighted fiber rolls or gravel-filled rolls will be made in the Final Pay Estimate providing that satisfactory maintenance was performed throughout the duration of the project.

INSTALL AND MAINTAIN FILTER FENCE (FF): FF shall be placed at the downstream edge of fill and elsewhere noted on the Plans.

TRPA or Lahontan may require that FF be used at additional locations.

Areas where Contractor temporarily stockpiles excavated materials may require FF for temporary erosion control. Attention is directed to Section 5-1.36, “Storage of Equipment, Materials, Supplies, Etc.,” of these Special Provisions and Sheets EC-1 and T-1 of the Plans for the designated temporary staging/storage areas.

FF shall be removed and disposed of by Contractor after construction is completed.

Payment for the Install and Maintain Filter Fence Item shall be based on the unit price bid and on the number of linear feet of FF installed and maintained as described above with no additional compensation therefor. Progress payments for these Items will be a maximum of 50% of the unit cost bid multiplied by the number of linear feet of FF installed during the pay period as determined by Engineer and/or required by TRPA’s Compliance Division. Payments for maintenance, removal, and disposal, as applicable, of filter fence will be made in the Final Pay Estimate providing that satisfactory maintenance was performed through the duration of the project and removal was completed as specified.

INSTALL AND MAINTAIN VISQUEEN WITH GRAVEL BAGS OR GRAVEL-FILLED ROLLS: Visqueen sheeting weighted with gravel bags or gravel-filled rolls shall be placed in all swales and channels along the entire length of the swale and/or channel after grading is completed, when the turf reinforcement mat, cannot be placed in the swale or channel immediately after that section of swale or channel is graded, unless from weather reports, Engineer determines that the interim use of visqueen sheeting weighted with gravel bags or gravel-filled rolls is unnecessary. Contractor shall be paid per linear foot of channel or swale along which visqueen with gravel bags or gravel-filled bags are installed. Gravel bags or gravel-filled rolls shall be placed along the visqueen at the spacing shown on Sheet EC-2 of the Plans. Visqueen shall be overlapped as shown on Sheet EC-2 of the Plans. The visqueen sheeting shall cover the swale or channel cross section and extend one foot either side of the top of the swale or channel bank. Once installed in a graded swale or channel, visqueen sheeting with gravel bags or gravel-filled rolls shall remain in place until turf reinforcement mat is placed.

The quantity shown on the item is approximate and may be reduced or may be increased. The increase or reduction of this quantity compared with that set forth in the bid schedule shall not constitute a basis for a claim by Contractor for extra payment or damages and Section 4-1.03B, “Increased or Decreased Quantities,” of the Standard Specifications shall not apply.

Payment for the Install and Maintain Visqueen with Gravel Bags or Gravel-filled Rolls Item shall be based on the unit price bid and on the number of linear feet of channel or swale over which the visqueen with gravel

bags or gravel-filled rolls are installed and maintained as described above with no additional compensation therefor. Progress payments for this Item will be a maximum of 50% of the unit cost bid multiplied by the number of linear feet of swale or channel over which visqueen with gravel bags or gravel-filled rolls are installed and maintained during the pay period as determined by Engineer and/or required by TRPA's Compliance Division. As described above once the swale or channel is covered, the visqueen and gravel bags or gravel-filled rolls will remain in place until the swale or channel permanent protection is installed. Therefor the maximum payment for each swale and/or channel location will be the length of the swale and/or channel. Payments for maintenance, removal, and disposal of visqueen with gravel bags or gravel-filled rolls will be made in the Final Pay Estimate providing that satisfactory maintenance was performed through the duration of the project and removal was completed as specified.

ITEM 13 – INSTALL AND MAINTAIN DRAIN INLET PROTECTION

Work under this item shall consist of furnishing all labor, tools, equipment, and materials necessary to install, maintain, remove, and dispose of this temporary erosion control measure as required by the Plans, the Standard Specifications, these Special Provisions, and the TRPA Best Management Practices. Work under this Item includes furnishing, installing, maintaining, removing and disposing of the drain inlet protection as shown on Sheet EC-2 of the Plans.

Attention is directed to Section 10-1.24, "Temporary Erosion Control and Storm Water Pollution Prevention Plan (SWPPP)," of these Special Provisions.

A fine of \$100/day will be levied against Contractor for each day Contractor delays in responding to Engineer's request to install new temporary erosion control devices and/or maintain existing temporary erosion control devices.

Drain inlet protection shall be placed as denoted on the Plans in areas where grading has been completed and final stabilization and seeding are pending.

Payment for the Install and Maintain Drain Inlet Protection Item shall be based on the unit cost bid and on the number of Drain Inlet Protections (one per drain inlet as designated by the Engineer and/or shown on the Plans to receive inlet protection) installed and maintained with no additional compensation therefor. Progress payments for this Item will be a maximum of 50% of the unit cost bid multiplied by the number of Drain Inlet Protections installed during the pay period as determined by Engineer and/or required by TRPA's Compliance Division. Payment for the maintenance, removal, and disposal of all drain inlet protection will be made in the Final Pay Estimate providing that satisfactory maintenance was performed throughout the duration of the project and removal was completed as specified.

ITEM 14 – INSTALL AND MAINTAIN WOODEN TREE TRUNK PROTECTION

Work under this item shall consist of furnishing all labor, tools, equipment, and materials necessary to install, maintain, remove, and dispose of this temporary erosion control measure as required by the Plans, the Standard Specifications, these Special Provisions, and the TRPA Best Management Practices. Work under this item includes furnishing, installing, maintaining, removing and disposing of wooden tree trunk protection and construction limit fencing interior wrap.

Attention is directed to Section 10-1.24, "Temporary Erosion Control and Storm Water Pollution Prevention Plan," of these Special Provisions.

A fine of \$100/day will be levied against Contractor for each day Contractor delays in responding to Engineer's request to install new temporary erosion control devices and/or maintain existing temporary erosion control devices.

At areas inside the drip line of existing tree branches within the construction area tree trunks shall be wrapped with construction limit fence then wrapped with wooden tree trunk protection in accordance with the detail shown on the Plans. The wooden tree trunk protection shall be attached to the tree in accordance with the details shown on the Plans and as described in Section 10-1.24 "Temporary Erosion Control and Storm Water Pollution Prevention Plan," of these Special Provisions.

Wooden tree trunk protection shall remain in place until equipment access is no longer necessary in the area and TRPA approval is obtained.

Payment for the Install and Maintain Wooden Tree Trunk Protection Item shall be based on the unit cost bid and on the number of Wooden Tree Trunk Protections (one per tree as designated by the Engineer and/or shown on the Plans to receive tree trunk protection) installed and maintained with no additional compensation therefor. Progress payments for this Item will be a maximum of 50% of the unit cost bid multiplied by the number of Wooden Tree Trunk Protections installed during the pay period as determined by Engineer and/or required by TRPA's Compliance Division. Payment for the maintenance, removal, and disposal of all wooden tree trunk protection will be made in the Final Pay Estimate providing that satisfactory maintenance was performed throughout the duration of the project and removal was completed as specified.

ITEM 15 – INSTALL AND MAINTAIN TREE PROTECTION AND CONSTRUCTION LIMIT FENCE

Work under this item shall consist of furnishing all labor, tools, equipment, and materials necessary to install, maintain, remove, and dispose of this temporary erosion control measure as required by the Plans, the Standard Specifications, these Special Provisions, and TRPA Best Management Practices.

Attention is directed to Section 10-1.24, "Temporary Erosion Control and Storm Water Pollution Prevention Plan (SWPPP)," of these Special Provisions.

A fine of \$100/day will be levied against Contractor for each day Contractor delays in responding to Engineer's request to install new temporary erosion control devices and/or maintain existing temporary erosion control devices.

Contractor shall perform all construction activities that are outside the road right-of-way within the construction limits staked by Engineer and delineated with construction limit fence installed by Contractor. Where directed by Engineer and/or shown on the Plans, construction limit fence shall be placed around individual trees that are to remain, in accordance with the Construction Limit Fence Detail shown on the Plans. Attention is directed to Section 10-1.22, "Disturbance and Revegetation," of these Special Provisions.

The area within which Contractor will be allowed to work will be the area within the limits of the construction limit fence. At trees near the work area, the width of the work area will be reduced in order to protect the trees. Contractor shall review each such location to determine what equipment can be used to install the improvements at these locations or if hand work will be necessary. The costs associated with working within these reduced widths shall be included in the unit price bid for the applicable item of work with no additional compensation therefor.

All Construction Limit Fence shall remain in place until equipment access is no longer necessary in the area and TRPA approval is obtained.

Where tree protection fencing cannot be placed at the dripline of the tree, the detail showing wooded tree trunk protection shall apply. The unit price bid for Install and Maintain Wooden Tree Trunk Protection shall apply to this condition.

Payment for the Install and Maintain Tree Protection and Construction Limit Fence Item shall be based on the unit cost bid and on the number of linear feet of Construction Limit Fence and/or Tree Protection fencing installed and maintained with no additional compensation therefor. Progress payments for this Item will be a maximum of 50% of the unit cost bid multiplied by the number of linear feet of Construction Limit Fence and/or Tree Protection fencing installed during the pay period as determined by Engineer and/or required by TRPA's Compliance Division. Payment for the maintenance, removal, and disposal of all construction limit fence and/or tree protection fence will be made in the Final Pay Estimate providing that satisfactory maintenance was performed throughout the duration of the project and removal was completed as specified.

ITEM 16 – INSTALL AND MAINTAIN TIRE WASH AREA (ON PAVEMENT)

Work under this item shall consist of furnishing all labor, tools, equipment and material necessary to install, maintain, remove, and dispose of the tire wash area on pavement in accordance with the Plans, the Standard Specifications, and these Special Provisions. Work under this item includes furnishing, installing,

maintaining, removing and disposing of gravel bags or gravel-filled rolls and the Class 1 Type A permeable rock filter.

Attention is directed to Section 10-1.24, "Temporary Erosion Control and Storm Water Pollution Prevention Plan (SWPPP)." Attention is directed to Section 5-1.51, "Dust and Tracking Control," of these Special Provisions regarding payment for the actual washing of tires.

A fine of \$100/day will be levied against Contractor for each day Contractor delays in responding to Engineer's request to install new temporary erosion control devices and/or maintain existing temporary erosion control devices.

Payment for Install and Maintain Tire Wash Area (On Pavement) Item shall be based on the unit price bid and on the number of tire wash areas installed and maintained as specified above. Progress payments for this Item will be a maximum of 50% of the unit cost bid multiplied by the number of tire wash areas installed on pavement during the pay period as determined by Engineer and/or required by TRPA's Compliance Division. Payment for the maintenance, removal, and disposal of all tire wash areas on pavement will be made in the Final Pay Estimate providing that satisfactory maintenance was performed throughout the duration of the project and removal was completed as specified.

ITEM 17 – INSTALL AND MAINTAIN CONCRETE WASH AREA

Work under this item shall consist of furnishing all labor, tools, equipment and material necessary to install, maintain, remove, and dispose of the concrete wash area in accordance with the Plans, the Standard Specifications, and these Special Provisions. Work under this item includes clearing and grubbing, excavation and disposal of excess material, grading, furnishing, installing, maintaining, removing and disposing of the rice straw fiber roll, woven filter fabric, and Class 1 Type A Permeable rock filter.

Attention is directed to Section 10-1.24, "Temporary Erosion Control and Storm Water Pollution Prevention Plan (SWPPP)," and Section 10-1.10, "Excavation and Grading," of these Special Provisions.

The Concrete Wash Area is a temporary erosion control device or BMP. A fine of \$100/day will be levied against Contractor for each day Contractor delays in responding to Engineer's request to maintain this temporary erosion control device. A separate \$100 fine will be levied for each time that Contractor, subcontractor, or suppliers do not use the concrete wash out and wash out in a location that has not been approved.

Payment for Install and Maintain Concrete Wash Area Item shall be based on the unit price bid and on the number of concrete wash areas installed and maintained as specified above. Progress payments for this Item will be a maximum of 50% of the unit cost bid multiplied by the number of concrete wash areas installed during the pay period as determined by Engineer and/or required by TRPA's Compliance Division. Payment for the maintenance, removal, and disposal of all concrete wash areas will be made in the Final Pay Estimate providing that satisfactory maintenance was performed throughout the duration of the project and removal was completed as specified.

ITEM 18 – TREE REMOVAL

Work under this item shall consist of furnishing all labor, tools, equipment and materials necessary for the removal and disposal of trees equal to or larger than 8" in diameter, measured at an elevation of five feet above the existing ground surface adjacent to the tree. Trees equal to or larger than 8" in diameter to be removed are shown on the Plans and will be marked in the field by Engineer.

Trees equal to or larger than 8" in diameter shall be chipped on site to the maximum extent practicable. Wood chips shall be placed in a single stockpile. The chips shall be spread on the temporary construction access areas shown on Sheet P-11 of the Plans, if Schedule B is awarded. Payment for transporting and spreading of wood chips on the temporary construction access areas shall be made under Schedule B Item "No. 1 Backing." Any wood chips left over after spreading chips on the temporary construction access areas shall become the property of the Contractor and shall be disposed of. Trees that are too large to be chipped shall become the property of the Contractor and shall be disposed of.

Removal of tree stumps will not be paid for under this item. Compensation for the removal of trees less than 8" in diameter and the removal of stumps of any size as necessary for construction of the various items of work as staked by Engineer, shall be included in the unit prices paid for the various items of work as part of clearing and grubbing and no additional compensation shall be made therefor.

Attention is directed to Section 10-1.07, "Clearing and Grubbing," and Section 10-1.27, "Timber Removal Practices," of these Special Provisions.

Payment for Tree Removal Item shall be based on the unit price bid and the number of trees equal to or larger than 8" in diameter removed as specified herein and on the Plans.

ITEMS 19, 21, 23, AND 26 – 10" HDPE PIPE (IN PAVEMENT), 18" HDPE PIPE (IN PAVEMENT), 24" HDPE PIPE (IN PAVEMENT), AND 36" HDPE PIPE (IN PAVEMENT)

Work under these items shall consist of furnishing all labor, tools, equipment, and materials necessary to construct HDPE culverts in accordance with the Plans, Standard Specifications, and these Special Provisions. Work under these items includes sawcutting, excavation, disposal of excess material, shoring and bracing, or sloping the sides of the excavation or equivalent method for trenches less than five (5) feet deep, furnishing and laying pipe, elbows, couplings, and bends, backfilling and compaction, furnishing and placing cement slurry, asphalt concrete removal, disposal, and replacement, and removal and disposal of existing culverts within the new pipe trench where noted on the Plans. The costs associated with the removal and disposal of sediment accumulated in the culverts during construction shall also be included in the unit prices bid for these items. Disposal of sediment shall be in accordance with Section 10-1.10, "Excavation and Grading," of these Special Provisions. Sediment shall be removed just prior to demobilization.

Culvert trenches shall be backfilled entirely with slurry cement. The culvert trench width shall be reduced to a width of 1.0' feet plus the culvert outside diameter. Contractor may temporarily extend slurry cement to the finished road surface in lieu of placing, compacting, and maintaining cold AC mix. Contractor shall remove and dispose of the necessary thickness of slurry cement needed for the placement of the new AC pavement. Compensation for slurry cement backfill placement, and removal and replacement, where applicable, shall be included in the linear foot cost of HDPE and CMP.

Attention is directed to Section 10-1.10, "Excavation and Grading," Section 10-1.03, "Maintaining Traffic," Section 10-1.04, "Traffic Control Plan," and Section 10-1.17 "Culvert, CMP Structures, Perforated Pipe, and Drain Basins," of these Special Provisions. Attention is directed to Item 30, "Dewatering for 36" Pipe Installations," of these Special Provisions.

The costs associated with shoring and bracing, or sloping the sides of the excavation in the trenches five (5) feet and deeper are included in the Item "Trench and Excavation Safety."

Contractor is responsible for the protection of the existing utilities in the performance of the work described herein. The costs associated with providing such protection shall be included in the linear foot cost of HDPE and CMP installed.

Payment for 10" HDPE Pipe (In Pavement), 18" HDPE Pipe (In Pavement), 24" HDPE Pipe (In Pavement), and 36" HDPE Pipe (In Pavement) Items shall be based on the unit price bid and on the number of linear feet of each HDPE, or CMP, constructed as specified herein and on the Plans.

ITEMS 20, 22, 24, AND 27 – 10" HDPE PIPE (OUT OF PAVEMENT), 18" HDPE PIPE (OUT OF PAVEMENT), 24" HDPE PIPE (OUT OF PAVEMENT), AND 36" HDPE PIPE (OUT OF PAVEMENT)

Work under these items shall consist of furnishing all labor, tools, equipment, and materials necessary to construct HDPE culverts under miscellaneous paving and outside of EP in accordance with the Plans, Standard Specifications, and these Special Provisions. Work under these items includes clearing and grubbing, excavation, disposal of excess materials, shoring and bracing, or sloping the sides of the excavation or equivalent method for trenches less than five (5) feet deep, furnishing and placing bends and elbows, furnishing and laying pipe, backfilling and compaction, and removal and disposal of existing culverts

where noted. The costs associated with the removal and disposal of sediment accumulated in the culverts during construction shall also be included in the unit prices bid for these items. Disposal of sediment shall be in accordance with Section 10-1.10, "Excavation and Grading," of these Special Provisions. Sediment shall be removed just prior to demobilization.

Attention is directed to Section 10-1.10, "Excavation and Grading," Section 10-1.03, "Maintaining Traffic," Section 10-1.04, "Traffic Control Plan," Section 10-1.17, "Culvert, CMP Structures, Perforated Pipe, and Drain Basins," Section 10-1.24, "Temporary Erosion Control and Storm Water Pollution Prevention Plan (SWPPP)," Items "Install and Maintain Filter Fence," "Install and Maintain Weighted Fiber Rolls or Gravel-filled Rolls," and "Install and Maintain Wooden Tree Trunk Protection," and Section 10-1.26, "Shoring and Excavation Plan," of these Special Provisions. Attention is directed to Item 30, "Dewatering for 36" Pipe Installations," of these Special Provisions.

The costs associated with shoring and bracing, or sloping the sides of the excavation in the trenches five (5) feet and deeper are included in the Item "Trench and Excavation Safety."

Contractor is responsible for the protection of the existing utilities in the performance of the work described herein. The costs associated with providing such protection shall be included in the linear foot cost of HDPE installed.

Payment for 10" HDPE Pipe (Out of Pavement), 18" HDPE Pipe (Out of Pavement), 24" HDPE Pipe (Out of Pavement), and 36" HDPE Pipe (Out of Pavement) Items shall be based on the unit price bid and on the number of linear feet of each size HDPE constructed as specified herein and on the Plans.

ITEM 25 – 24" HDPE PERFORATED PIPE

Work under this item shall consist of furnishing all labor, tools, equipment, and materials necessary to construct 24" HDPE Perforated Pipe in accordance with the Plans, Standard Specifications, and these Special Provisions. Work under this item includes clearing and grubbing, excavation, disposal of excess materials, furnishing and placing bends and elbows, furnishing and laying pipe, backfilling and compaction, furnishing and placing turf reinforcement mat, furnishing and placing Class 1 Type B permeable material, and removal and disposal of existing culverts where noted. The costs associated with the removal and disposal of sediment accumulated in the culverts during construction shall also be included in the unit prices bid for this item. Disposal of sediment shall be in accordance with Section 10-1.10, "Excavation and Grading," of these Special Provisions. Sediment shall be removed just prior to demobilization.

Attention is directed to Section 10-1.10, "Excavation and Grading," Section 10-1.03, "Maintaining Traffic," Section 10-1.04, "Traffic Control Plan," Section 10-1.17, "Culvert, CMP Structures, Perforated Pipe, and Drain Basins," Section 10-1.23, "Erosion Control Blanket, Turf Reinforcement Mat, and Filter Fabric," Section 10-1.24, "Temporary Erosion Control and Storm Water Pollution Prevention Plan (SWPPP)," Items "Install and Maintain Filter Fence" and "Install and Maintain Tree Protection and Construction Limit Fence" and Section 10-1.26, "Shoring and Excavation Plan," of these Special Provisions.

The costs associated with removing and replacing of the existing rock-lined channel shown on Sheet P-10 of the Plans shall also be included in the unit price bid for this item.

The costs associated with removing and replacing the fence gate that interfere with construction as noted on Sheet P-10 of the Plans shall also be included in the unit price bid for this item. Contractor shall inspect the fence gate to be relocated with Engineer prior to any work commencing on the item. Photographs shall be taken by Engineer and placed in the daily inspection log as to assure the quality of the fence and upon relocation is in the same condition as prior to relocation. In the event the fence gate is damaged during the relocation activities, Contractor shall replace the fence, in kind, at no additional cost. Additionally, the inspection shall include an inspection of the presence of concrete "footings" for the posts of the fence gate. If the existing fence gate has concrete footings, the relocated fence gate shall also have footings, if no footings are present, Contractor is not required to install concrete footings on the relocated fence.

Contractor shall install shoring to install the 24" HDPE Perforated Pipe shown on Sheet P-10 of the Plans. The costs associated with providing shoring shall be included in Item "Trench and Excavation Safety."

Contractor is responsible for the protection of the existing utilities in the performance of the work described herein. The costs associated with providing such protection shall be included in the linear foot cost of 24" HDPE Perforated Pipe installed.

Payment for 24" HDPE Perforated Pipe Item shall be based on the unit price bid and on the number of linear feet of 24" Perforated HDPE Pipe constructed as specified herein and on the Plans.

ITEM 28 – ANTI-SEEP COLLAR

Work under this item shall consist of furnishing all labor, tools, equipment, and materials necessary to install anti-seep collars in accordance with the Plans, the Standard Specifications, and these Special Provisions. The work shall include excavation, disposal of excess materials, backfill, compaction, furnishing and cutting out section of the turf reinforcement mat to install anti-seep collars, and connection to the 24" HDPE Perforated Pipe. Attention is directed to "24" HDPE Perforated Pipe" Item of these Special Provisions.

Attention is directed to Section 10-1.17, "Culvert, CMP Structures, Perforated Pipe, and Drain Basins," of these Special Provisions.

Attention is directed to Section 10-1.26, "Shoring and Excavation Plan," and Item "Trench and Excavation Safety" for submittal requirements for safety and a description of the conditions under which sloping the sides of the excavation will be allowed in lieu of shoring and/or bracing, and Section 10-1.10, "Excavation and Grading," regarding compaction specifications. Contractor shall submit a Shoring and Excavation Plan to Engineer within five (5) working days before commencing the excavation for the culvert(s) connecting to the drain basins.

Payment for Anti-Seep Collar Item shall be based on the unit price bid and the number of anti-seep collars installed as specified herein and on the Plans.

ITEM 29 – DEWATERING FOR 36" PIPE INSTALLATIONS

Work under this item shall consist of furnishing all labor, tools, materials, and equipment necessary to dewater the excavations for the pipes in order to achieve the required compaction in the trenches for the following pipe system locations:

- Blitzen Road, STA 14+36.50, 36" HDPE (Sheet P-11 of the Plans); and,
- Han Street, STA 10+21.38, 36" HDPE (Sheet P-11 of the Plans).

It is anticipated that these areas may exhibit wet conditions. Discussions between Contractor and Engineer will determine if dewatering is necessary. If it is decided that dewatering at a particular location is unnecessary, no payment for this location will be made. If it is decided that dewatering is unnecessary at each of these locations, no payment for this item will be made. The elimination or reduction of this item shall not constitute the basis for a claim of extra payment or damage by Contractor and Section 4-1.03B, "Increased or Decreased Quantities," of the Standard Specifications shall not apply.

Contractor's attention is directed to Section 4-1.03, "Contractor Submittals," Section 10-1.01, "Order of Work," Section 10-1.20, "Dewatering," Section 10-1.24, "Temporary Erosion Control and Storm Water Pollution Prevention Plan (SWPPP)."

Payment for Dewatering for 36" Pipe Installations Item shall be based on the unit price bid and on the number of pipe locations dewatered as specified above. Alternatively no payments shall also be as specified herein and on the Plans.

ITEM 30 – 48" SEDIMENT TRAP

Work under this item shall consist of furnishing all labor, tools, equipment and materials necessary to construct the sediment traps (STs) in accordance with the Plans, the Standard Specifications, and these Special Provisions. Work under this item shall include clearing and grubbing, excavation, disposal of excess material, furnishing and placing turf reinforcement mat, furnishing and placing Class 1 Type B permeable material, backfill, scarifying and compacting subgrade (if disturbed), regrading, furnishing and installing

galvanized vertical CMP (including fabrication and installation of grate painted black without galvanizing and hinged lids), connecting pipes to the vertical CMP with concrete collar, No. 1 rock backing with precast concrete base, grouting of precast base to vertical CMP. The costs associated with the removal and disposal of sediment and storm water accumulated in the traps during construction shall also be included in the unit price bid for this item. Disposal of sediment shall be in accordance with Section 10-1.10, "Excavation and Grading," of these Special Provisions. Sediment shall be removed just prior to demobilization.

Contractor is responsible for the protection of the existing utilities in the performance of work described herein. The costs associated with providing such protection shall be included in the cost of each Sediment Trap installed.

Contractor shall cut holes to receive culvert stubs in the field and weld the stubs in the field to allow for adjustments if necessary. The frames, grates, and hinged lids may be prefabricated. Any modifications required in the field will be performed by Contractor at Contractor's expense. Contractor shall submit shop drawings for all prefabricated elements of the Sediment Traps to Engineer within five (5) working days of the Notice to Proceed for review. The concrete bases shall be precast and grouted in place to the vertical CMP.

Galvanized areas damaged during cutting, welding, or handling shall be repaired with suitable corrosion resistant coating approved by Engineer (see Section 5-1.49, "Certificates of Compliance").

Attention is directed to Section 10-1.26, "Shoring and Excavation Plan," for submittal requirements for safety and a description of the conditions under which sloping the sides of the excavation will be allowed in lieu of shoring and bracing, or equivalent method, and Section 10-1.10, "Excavation and Grading," regarding compaction requirements.

Attention is directed to Section 10-1.17, "Culvert, CMP Structures, Perforated Pipe, and Drain Basins," of these Special Provisions.

Attention is directed to Section 10-1.21, "Rock Specifications" for No. 1 rock backing requirements and Section 10-1.19, "Concrete Structures," for concrete base and concrete collar requirements.

The costs associated with shoring and bracing, or sloping the sides of the excavation in the trenches five (5) feet and deeper are included in the Item "Trench and Excavation Safety."

Payment for 48" Sediment Trap Item shall be based on the unit price bid and the number of sediment traps installed as specified herein and on the Plans.

ITEM 31 – 30" DRAIN BASIN

Work under this item shall consist of furnishing all labor, tools, equipment, and materials necessary to construct drain basins in accordance with the Plans, the Standard Specifications, and these Special Provisions. The work shall include excavation, disposal of excess materials, backfill, scarifying and compacting subgrade (if disturbed), shoring and bracing or sloping the sides of the excavation for trenches less than or equal to five feet deep, furnishing and installing drain basin ductile iron frame with dome grate or standard grate, locking device, drilling drain holes, connection to culvert system with watertight adapter, furnishing and placing Class 1 Type B permeable material, and furnishing and placing turf reinforcement mat. Backfill shall be native and compacted in accordance with Section 10-1.10, "Excavation and Grading," of these Special Provisions. The costs associated with the removal and disposal of sediment and storm water accumulated in the drain basins during construction shall also be included in the unit prices bid for the drain basin item. Disposal of sediment shall be in accordance with Section 10-1.10, "Excavation and Grading," of these Special Provisions. Sediment shall be removed just prior to demobilization.

Attention is directed to Section 10-1.17, "Culvert, CMP Structures, Perforated Pipe, and Drain Basins," of these Special Provisions.

Attention is directed to Section 10-1.26, "Shoring and Excavation Plan," and Item "Trench and Excavation Safety" for submittal requirements for safety and a description of the conditions under which sloping the

sides of the excavation will be allowed in lieu of shoring and/or bracing, and Section 10-1.10, "Excavation and Grading," regarding compaction specifications. Contractor shall submit a Shoring and Excavation Plan to Engineer within five (5) working days before commencing the excavation for the culvert(s) connecting to the drain basins.

Contractor shall submit shop drawings of each drain basin shown on the Plans at least five (5) working days before the start of the excavation for the drain basin for Engineer's approval.

Payment for 30" Drain Basin Item shall be based on the unit price bid and the number of drain basins installed as specified herein and on the Plans.

ITEMS 32, 33, AND 34 – 18" FES, 24" FES, AND 36" FES

Work under these items shall consist of furnishing all labor, tools, equipment, and material necessary to install galvanized metal flared end sections in accordance with the Plans, Standard Specifications, and these Special Provisions. Work under these items includes excavation, disposal of excess material, backfill, compaction, installation, attachment to culvert, furnishing and, where applicable, installing No. 1 rock backing around FES.

Attention is directed to Section 10-1.10, "Excavation and Grading," regarding compaction specifications, Section 10-1.17, "Culvert, CMP Structures, Perforated Pipe, and Drain Basins," and Section 10-1.18, "Flared End Sections," of these Special Provisions.

Cement slurry shall conform to the provisions of Section 10-1.19, "Concrete Structures," of these Special Provisions.

Payment for 18" FES, 24" FES, and 36" FES Items shall be based on the unit price bid and on the number of flared end sections of each type installed as specified herein and on the Plans.

ITEM 35 – REMOVE EXISTING PIPE

Work under this item consists of furnishing all labor, tools, materials, and equipment necessary to remove existing culverts that are not within excavations required to perform the various improvements but are noted on the Plans for removal in accordance with the Plans, the Standard Specifications, and these Special Provisions. Work under this item includes clearing and grubbing or sawcutting, excavation, disposal of excess material, shoring and bracing, or sloping the sides of the excavation for trenches less than five (5) feet deep, removal and disposal of culvert, backfilling and compacting, where applicable furnishing, placing, and compacting aggregate base or furnishing and placing cement slurry, and where applicable, asphalt concrete removal, disposal, and replacement. The width of the trench for removal of the culvert shall be sufficient to allow for proper compaction of the backfill, and where applicable, compaction of the AC replacement after the culvert is removed.

Where the removal occurs outside of the pavement, the trench shall be backfilled with native material. Where the removal occurs within the pavement section, the new AC section shall be 2-½ inches of compacted AC over 8 inches compacted aggregate base. Cold AC mix shall be placed, compacted, and maintained over the trench and shall be placed and compacted immediately after the backfill compaction is complete. The costs associated with furnishing, placing, compacting, and maintaining cold AC mix shall be included in the unit price for the removal of culvert.

Alternatively, where the removal occurs within pavement, trenches may be backfilled entirely with slurry cement at Contractor's option. Where this option is selected, Contractor may temporarily extend slurry cement to the finished road surface in lieu of placing, compacting, and maintaining cold AC mix. Where this option is implemented, Contractor shall remove and dispose of the necessary thickness of slurry cement needed for the new AC thickness. Slurry cement backfill shall be in conformance with Section 10-1.19, "Concrete Structures," of these Special Provisions. Compensation for slurry cement backfill placement, and removal and replacement, where applicable, shall be included in the linear foot cost of culvert removal.

The costs associated with shoring and bracing, or sloping the sides of the excavation in the trenches deeper than five (5) feet are included in the Item "Trench and Excavation Safety."

Attention is directed to Section 10-1.10, "Excavation and Grading," Section 10-1.03, "Maintaining Traffic," Section 10-1.04, "Traffic Control Plan," and Section 10-1.19, "Concrete Structures," of these Special Provisions.

Payment for Remove Existing Pipe Item shall be based on the unit price bid and on the number of linear feet of culvert or drain removed as specified herein and on the Plans.

ITEM 36 – CONCRETE ENCASEMENT

Work under this item shall consist of furnishing all labor, tools, materials, and equipment necessary to install a concrete encasement as shown on the Plans in accordance with the Plans, the Standard Specifications, and these Special Provisions.

Encasement locations shall be where noted on the Plans and where directed in the field by the Engineer. Where directed in the field, encasement limits shall be similar to that described above.

Concrete for the encasement shall have a minimum of 282 pounds of cement (three-sack mix minimum).

Payment for Concrete Encasement Item shall be based on the unit price bid and on the number of concrete encasements installed as specified herein and on the Plans.

ITEMS 37, 38, 39 AND 40 – PIPE APRON, TYPE 1 DRAIN BASIN APRON, TYPE 2 DRAIN BASIN APRON, AND SEDIMENT TRAP WINDOW APRON

Work under these items consists of furnishing all labor, tools, materials, and equipment necessary to construct the pipe apron, Type 1 drain basin apron, Type 2 drain basin apron, and sediment trap window apron in accordance with the Plans, the Standard Specifications, and these Special Provisions. Work under these items consists of clearing and grubbing, excavation, disposal of excess material, scarifying and compacting subgrade (if disturbed), concrete, its forming, coloring, and placing concrete around the following improvements:

- HDPE pipe as shown in Detail 8 on Sheet D-2 of the Plans;
- Drain basin as shown in Detail 9 on Sheet D-2 of the Plans;
- Sediment trap window as shown in Detail 10 on Sheet D-2 of the Plans; and,
- Drain basin as shown in Detail 2 on Sheet D-3 of the Plans.

Concrete shall be colored to reduce the brightness of the new concrete. Contractor shall submit a color sample for Engineer's approval. Concrete shall be in accordance with Section 10-1.19, "Concrete Structures," of these Special Provisions.

Payment for Pipe Apron, Type 1 Drain Basin Apron, Type 2 Drain Basin Apron, and Sediment Trap Window Apron Items shall be based on the unit price bid and on the number of cubic yards of each type of concrete apron constructed as specified herein and on the Plans.

ITEM 41 – NO. 1 BACKING

Work under this item shall consist of furnishing all labor, tools, materials, and equipment necessary to construct the No. 1 Backing in accordance with the Plans, the Standard Specifications, and these Special Provisions. Work under this item consists of clearing and grubbing, excavation, disposal of excess material, furnishing and placing of turf reinforcement mat, and furnishing and installing No. 1 Backing.

Attention is directed to Section 10-1.10, "Excavation and Grading," Section 10-1.21, "Rock Specifications," and Section 10-1.23, "Erosion Control Blanket, Turf Reinforcement Mat, and Filter Fabric," of these Special Provisions.

Where existing gunite and/or sackrete interferes with the installation of the No. 1 Backing, the gunite and/or sackrete shall be removed and disposed of, and the costs associated with this removal and disposal shall be included in the unit price bid for this bid item. In any areas where existing gunite and/or sackrete

upslope/downslope of the No.1 backing is to remain, the No. 1 backing grades shall match the gunite and/or sackrete grades at the interface.

Payment for No. 1 Backing Item shall be based on the unit price bid and on the number of square feet of no. 1 rock backing installed as specified herein and on the Plans.

ITEMS 42, 43, AND 44 – ARTICULATED BLOCK CHANNEL TYPES 1, 1-A, AND 2-A

Work under these items consists of furnishing all labor, tools, materials, and equipment necessary to construct the articulated block channel in accordance with the Plans, the Standard Specifications, and these Special Provisions. Work under these items includes clearing and grubbing, excavation, scarifying and compacting subgrade (if disturbed), disposal of excess material, furnishing and placing turf reinforcement mat, and furnishing full and half size blocks, placing, and cutting, if necessary, the articulated block.

Attention is directed to Items "Install and Maintain Filter Fence" and "Install and Maintain Visqueen with Gravel Bags or Gravel-Filled Rolls." Attention is also directed to Section 10-1.07, "Clearing and Grubbing," Section 10-1.10, "Excavation and Grading," Section 10-1.16 "Articulated Concrete Block," and Section 10-1.23, "Erosion Control Blanket, Turf Reinforcement Mat, and Filter Fabric," of these Special Provisions.

Payment for Articulated Block Channel Types 1, 1-A, and 2-A Items shall be based on the unit price bid and on the number of linear feet of articulated block channel of each type installed as specified above.

ITEMS 45, 46, 47, AND 48 – ARTICULATED BLOCK CHANNEL TYPES 2-B, 2-C, 3-A AND 3-B

Work under these items consists of furnishing all labor, tools, materials, and equipment necessary to construct the articulated block channel in accordance with the Plans, the Standard Specifications, and these Special Provisions. Work under these items includes clearing and grubbing, excavation, scarifying and compacting subgrade (if disturbed), disposal of excess material, furnishing and placing turf reinforcement mat, placing geogrid geotextile fabric between the articulated block and the Class 1 Type B permeable material, furnishing, placing, and compacting Class 1 Type B permeable material, and furnishing full and half size blocks, placing, and cutting if necessary, the articulated block.

The costs associated with removing and replacing the existing boulder shown on Sheet P-9 of the Plans shall also be included in the unit price bid for the Articulated Block Channel Type 2-B item. The new location of the boulder will be marked in the field by Engineer.

The costs associated with removing the existing bollards shown on Sheet P-4 of the Plans shall also be included in the unit price bid for the Articulated Block Channel Type 3-B item.

Attention is directed to Items "Install and Maintain Filter Fence" and "Install and Maintain Visqueen with Gravel Bags or Gravel-Filled Rolls." Attention is also directed to Section 10-1.07, "Clearing and Grubbing," Section 10-1.10, "Excavation and Grading," Section 10-1.16 "Articulated Concrete Block," Section 10-1.21, "Rock Specifications," and Section 10-1.23, "Erosion Control Blanket, Turf Reinforcement Mat, and Filter Fabric," of these Special Provisions.

Payment for Articulated Block Channel Types 2-B, 2-C, 3-A, and 3-B Items shall be based on the unit price bid and on the number of linear feet of articulated block channel of each type installed as specified herein and on the Plans.

ITEM 49 – DRIVEWAY R&R

Work under this item shall consist of furnishing all labor, tools, equipment, and materials necessary to remove and replace AC paving at driveways in accordance with the Plans, the Standard Specifications, and these Special Provisions. Work under this item shall include sawcutting, AC removal and disposal including the driveway flares, excavation and disposal of excess material, scarifying and compaction of subgrade, furnishing, placing and compacting 4" thickness of aggregate base, furnishing, placing, and compaction of AC (2-1/2" compacted thickness), and furnishing and placing paint binder (tack coat). AC paving for driveways shall be warped to maintain a smooth transition and shall prevent ponding or trapping water.

The sawcut limits will be marked in the field by Engineer.

Attention is directed to Section 10-1.10, "Excavation and Grading," for compaction requirements, Section 10-1.14, "Asphaltic Emulsion (Paint Binder)," and Section 10-1.15, "Asphalt Concrete," of these Special Provisions.

Payment for Driveway R&R Item shall be based on the unit price bid and on the number of square feet of AC paving at driveways installed as specified herein and on the Plans.

ITEM 50 – AC PAVEMENT REMOVAL (F)

Work under this item consists of furnishing all labor, tools, materials, and equipment necessary to remove the existing AC paving in the returns of the intersections and adjacent to new channels in accordance with the Plans, the Standard Specifications, and these Special Provisions. Work under this item includes sawcutting, removal of existing AC paving, disposal of AC paving that is removed, backfill, scarifying and compacting subgrade (if disturbed), furnishing, placing, and compacting a two-foot wide aggregate base shoulder 4" thick.

The costs associated with AC removal for miscellaneous paving and driveway pavement remove and replace shall be included in the unit prices bid for the respective items.

Attention is directed to Section 10-1.10, "Excavation and Grading," for AC disposal requirements. As noted by (F) in the bid schedule the quantity shown in the bid schedule shall be the final pay quantity regardless of the variations in pavement thickness encountered.

Payment for AC Pavement Removal (F) Item shall be based on the unit price bid and on the number of square feet shown in the bid schedule, regardless of the thickness of AC, and shall be removed as specified herein and on the Plans.

ITEM 51 – MISC GRADING

Work under this item shall consist of providing all labor, tools, materials, and equipment necessary to perform grading as directed by Engineer. Grading includes excavation, fill, compaction, disposal of excess material in accordance with Section 10-1.10, "Excavation and Grading," of these Special Provisions, and scarifying and compaction of subgrade.

Work under this item is separate from excavation, fill, compaction, disposal of excess material, and scarifying and compacting of subgrade required within other items of work in these Special Provisions.

Measurement for payment under this item shall be based on the number of cubic yards of soil excavated or the number of cubic yards of soil placed and compacted as shown on the Plans. If miscellaneous grading is required but not shown and quantified on the Plans, the payment quantity shall be mutually agreed upon by Engineer and Contractor. The quantity shown on the bid item is approximate and may be reduced to the total of the amounts noted above or may be increased.

Attention is directed to Section 10-1.10, "Excavation and Grading," regarding compaction requirements.

Payment for Misc Grading Item shall be based on the unit price bid and on the number of cubic yards of soil excavated or placed and compacted as quantified on the Plans and/or as determined by mutual agreement between Engineer and Contractor.

ITEM 52 – MISC PAVING

Work under this item shall consist of furnishing all labor, tools, equipment, and materials necessary to install miscellaneous paving in accordance with the Plans, the Standard Specifications, and these Special Provisions. Work under this item shall include sawcutting, AC removal and disposal, excavation, disposal of excess material, grading, scarifying and compacting subgrade (if disturbed), furnishing, placing, and compacting aggregate base (8" compacted thickness), paint binder, placing and compacting AC (2-1/2" compacted thickness).

The following items of work will be paid for under this item:

- Miscellaneous paving shown on Sheet P-9 of the Plans; and,
- Areas marked in the field by Engineer.

Regardless of the condition of the existing pavement, Contractor shall take such care of the sawcut edge of the pavement as is necessary to ensure that miscellaneous paving is not necessary. All pavement disturbed beyond the limits marked in the field shall be replaced at Contractor's expense and shall include an additional sawcut.

Contractor's attention is directed to Section 10-1.10, "Excavation and Grading," Section 10-1.14, "Asphaltic Emulsion (Paint Binder)," and Section 10-1.15, "Asphalt Concrete," of these Special Provisions.

Payment for Misc Paving Item shall be based on the unit price bid and on the number of square feet of miscellaneous paving installed as specified herein and on the Plans.

ITEM 53 – REMOVE AND RELOCATE FENCE

Work under this item consists of furnishing all labor, tools, materials, and equipment necessary to remove and relocate existing fence in accordance with the Plans, the Standard Specifications, and these Special Provisions. Work under this item includes excavation, disposal of excess material, and relocation of fence as shown on the Plans, backfilling, compacting and placement of concrete footings, if existing on existing fence.

Contractor shall pay special attention to fences to be removed and relocated as shown on the Project Plans. Contractor shall inspect each fence to be relocated with Engineer prior to any work commencing on the item. Photographs shall be taken by Engineer and placed in the daily inspection log as to assure the quality of the fence and upon relocation is in the same condition as prior to relocation. In the event the fence is damaged during the relocation activities, Contractor shall replace the fence, in kind, at no additional cost. Additionally, the inspection shall include an inspection of the presence of concrete "footings" for the posts of the fence. If the existing fence has concrete footings, the relocated fence shall also have footings, if no footings are present, Contractor is not required to install concrete footings on the relocated fence.

Payment for Remove and Relocate Fence Item shall be based on the unit price bid and on the linear foot of fence removed and relocated as specified herein and on the Plans.

ITEM 54 – ROCK FRACTURING AND REMOVAL

Work under this item shall consist of furnishing all labor, tools, equipment, and material necessary to fracture and remove any existing rock that prohibits installation of the proposed improvements to the grades shown on the Plans and that can't be removed after a reasonable effort with the equipment being used on the site has been made. Work under this item shall consist of the use of a cracking agent, or non-detonating rock breaking equipment, rather than blasting; blasting will not be allowed. The work includes fracturing the rock in accordance with the manufacturer's recommendations and removing the rock. If the rock can not be used in the construction of other improvements, Contractor shall dispose of the rock in accordance with Section 10-1.10, "Excavation and Grading," of these Special Provisions. Contractor shall be responsible for any damage to persons, private property, the work, or existing structures or utilities associated with this Item.

This specification is intended to illustrate the minimum effort that can reasonably be expected from Contractor if rock is encountered and must be removed. Should Contractor have larger equipment on site for use on the project, Contractor shall make a reasonable effort with the larger equipment to remove the rock and compensation shall not be made under this item, but shall be included in the unit price bid for the item of work for which the rock was encountered.

The quantity of this Item listed in the bid schedule represents no actual estimate, is nominal only, and may be increased, decreased, or reduced to zero.

Contractor shall notify Engineer immediately when rock is encountered that meets the definition described in the first paragraph of this Item. Engineer will consider whether the lines and grades can be adjusted to avoid

fracturing and removing the rock. If Engineer determines adjustments in the lines and grades are not feasible, that the rock meets the definition described herein, and that Contractor has made a reasonable effort to remove, fracture and remove, or scrape and remove the rock with the minimum equipment specified above, then the removal and disposal of the obstructing rock shall be accomplished and paid for in accordance with the methods described in this item. Contractor and Engineer will agree to the number of cubic yards of rock fractured and removed immediately after the removal of the rock from the excavation.

The void created by the rock removal shall be backfilled with native material or whichever is applicable per the Plans and details. The backfill shall conform to and shall be compacted in accordance with Section 10-1.10, "Excavation and Grading," of these Special Provisions.

The cracking agent shall be soundless chemical demolition agent such as Bentonamit or Fract.Ag, or approved equal. The non-detonating rock breaking equipment shall be Boulder Buster, NoneX, or approved equal.

Payment for Rock Fracturing and Removal Item shall be based on the unit price bid and on the number of cubic yards of rock fractured and removed as specified above and mutually agreed upon by Contractor and the Engineer.

ITEM 55 – OVEREXCAVATE AND REMOVE UNSUITABLE MATERIAL

Work done under this item shall be directed by Engineer. When directed by Engineer, Contractor shall excavate below the lower limit of the excavation line shown on the Plans.

All work done under this item shall conform to the requirements of applicable portions of the Standard Specifications except as modified herein.

The quantity of this item listed in the bid schedule represents no actual estimate, is nominal only, and may be greatly increased, decreased, or reduced to zero.

Payment under this item will be limited to the volume of material removed, as directed by Engineer, below the lower limit of the excavation line and outside the dimensional limits designated on the Plans.

If excavation below the lower limit of excavation as shown on the Plans is required, the ensuing void shall be backfilled with Class 1 Type A permeable material compacted in accordance with Section 10-1.10. The permeable material shall conform to Section 10-1.10, "Excavation and Grading", of these Special Provisions.

If the improvements at which overexcavation and removal of unsuitable material is performed are in the roadway section and are to receive aggregate base and/or native backfill over the permeable material, Contractor shall place woven geotextile (filter) fabric in accordance with Section 10-1.23, "Erosion Control Blanket, Turf Reinforcement Mat, and Filter Fabric", of these Special Provisions over the permeable material prior to completing the backfilling operation.

All unsuitable material removed under this item shall be removed from the Tahoe Basin in accordance with Section 10-1.10, "Excavation and Grading," of these Special Provisions.

Payment for Overexcavate and Remove Unsuitable Material Item shall be based on the unit price bid and on the number of cubic yards of unsuitable material excavated as specified above. Measurement of the number of cubic yards shall be based on the dimensions of the void resulting from the excavation as measured by the Engineer.

ADDITIVE ALTERNATE BID SCHEDULE B ITEMS

PLEASE NOTE THAT PAYMENT FOR THE FOLLOWING ITEMS OF WORK WILL BE MADE ONLY IF ADDITIVE ALTERNATE BID SCHEDULE B IS AWARDED WITH BASE BID SCHEDULE A.

ITEM 56 – MOBILIZATION SPECIFIC TO ADDITIVE ALTERNATE BID SCHEDULE B

Mobilization for this Item shall conform to the provisions of Sections 4-1.03, "Contractor Submittals," and 10-1.24, "Temporary Erosion Control and Storm Water Pollution Prevention Plan (SWPPP)," of these Special Provisions.

Mobilization for Item 56 - Mobilization for this Item shall include moving all equipment on site and arranging and setting up Contractor's storage area(s) that are specific to items of work shown in Additive Alternate Bid Schedule B and which would not be required if Additive Alternate Schedule B were eliminated.

Contractor shall be entitled to progress payments in accordance with Public Contract Code Section 20104.50. In lieu of Section 11-1.02 items A through E of "Mobilization" of the Standard Specifications, the first monthly payment estimate will be prepared when Engineer determines that 5% of the contract amount, not including mobilization, has been completed. Subsequent monthly pay estimates shall be made on the same day of the month as the first monthly pay estimate. Work completed in place less than two (2) working days prior to the preparation of the monthly pay estimate shall not be eligible for payment until the following month's estimate. The third to last paragraph of Section 11, "Mobilization," of the Standard Specifications shall be amended to read: "The adjustment provisions in Section 4-1.03, "Changes," shall not apply to the contract lump sum item of mobilization."

Payment for Mobilization Specific to Additive Alternate Bid Schedule B Item as specified above will be made at the lump sum price bid, with no additional compensation therefor. In lieu of Section 11-1.02, "Payment," of the Standard Specifications, one partial payment of 50% of the bid price for Item "Mobilization Specific to Additive Alternate Bid Schedule B" shall be made in the first pay estimate upon completion of 50% of the mobilization of equipment on site that is specific to items of work contained within Additive Alternate Bid Schedule B. The final payment of the remainder of the mobilization specific to Additive Alternate Bid Schedule B shall be after satisfactory completion of the final project punch list. Satisfactory work completion for the partial or final payment will be determined by Engineer.

ITEM 57 – TRAFFIC CONTROL SPECIFIC TO ADDITIVE ALTERNATE BID SCHEDULE B

Work under this item shall include all flaggers, temporary signs, lights, barricades, communication devices, and other devices required for the direction of local traffic through or around the work during construction for only those elements of traffic control that are specific to work shown in Additive Alternate Bid Schedule B. Contractor shall furnish all sign panels, posts, hardware, and all barricades and shall erect, maintain and remove all construction area signs, necessary for construction of project improvements, as specified in the Plans and these Special Provisions.

Traffic Control Requirements will be strictly enforced. Violation of these requirements is justification for Engineer to stop work until these requirements are met.

Attention is directed to Section 10-1.03, "Maintaining Traffic," and Section 10-1.04, "Traffic Control Plan," of these Special Provisions.

In lieu of Section 12-2.02, "Flagging Costs," of the Standard Specifications, the full cost of any flagging necessary shall be borne by Contractor.

Payment for Traffic Control Specific to Additive Alternate Bid Schedule B Item as specified above shall be made at the lump sum price bid, with no additional compensation therefor. Partial payments for traffic control will be made based on the percentage of work completed as determined by Engineer.

ITEM 58 – SWEEPING SPECIFIC TO ADDITIVE ALTERNATE BID SCHEDULE B

Work under this item shall consist of furnishing all labor, tools, materials, and equipment necessary to sweep the project site and dispose of the swept materials that are specific to work shown in Additive Alternate Bid Schedule B. Tracking of sediment onto public streets shall be minimized by a combination of road sweeping and use of tire wash areas designated on the Plans during soil hauling operations, during equipment transporting from one work area to another, and as necessary to keep the streets clear of soil and debris. Tracking control applies to streets within the project area as well as streets adjacent to the project area that have the potential to be impacted by tracking from the project construction.

Contractor shall provide sweeping equipment that conforms to the following minimum requirements:

- The sweeper shall be a chassis-mounted vehicle capable of vacuuming the roadways such that the swept material is placed into a hopper, from which the swept material can be removed and disposed of. **Broom sweepers that are attachments to other equipment are not acceptable sweepers.**

Affected streets shall be swept a minimum of **three (3) times daily** (e.g. mid-morning, mid-afternoon, and at the end of the day) during soil hauling operations, during equipment transporting from one work area to another, and as necessary to keep the streets clear of soil and debris. The swept material shall be disposed of in accordance with Section 10-1.10C.6, "Excavation and Grading," of these Special Provisions.

Attention is directed to Section 5-1.51, "Dust and Tracking Control."

Sweeping is a temporary erosion control measure or BMP. A fine of \$100/day will be levied against Contractor for each day Contractor delays in responding to Engineer's request to implement this temporary erosion control measure.

Payment for Sweeping Specific to Additive Alternate Bid Schedule B Item shall be based on the lump sum price bid and on performing the sweeping operations as specified above. Partial payments for sweeping will be made based on the percentage of work completed as determined by Engineer.

ITEM 59 – TRENCH AND EXCAVATION SAFETY SPECIFIC TO ADDITIVE ALTERNATE BID SCHEDULE B

Specific to the work shown in Additive Alternate Bid Schedule B, work under this item shall consist of furnishing all labor, tools, equipment, and materials necessary to install sheeting, shoring and bracing, sloping the sides of trenches/excavations, or equivalent method for trenches/excavations five feet and greater in accordance with the Plans, the Standard Specifications, and these Special Provisions.

Attention is directed to Section 10-1.10, "Excavation and Grading" and Section 10-1.26, "Shoring and Excavation Plan," of these Special Provisions. If Section 10-1.26, "Shoring and Excavation Plan," requires shoring and bracing the excavation in lieu of sloping the sides of the excavation and Contractor doesn't comply, no payment will be made under this item.

Payment for Trench and Excavation Safety Specific to Additive Alternate Bid Schedule B Item shall be based on the lump sum price bid as specified above. Engineer has the discretion to reduce payments for this item where the need for trench and excavation protection is indicated on the Plans but not required in the field.

ITEM 60 – MOBILIZATION/DEMobilIZATION FOR MULCH BLOWING

Work under this item consists of furnishing all labor, tools, materials, and equipment necessary to mobilize and demobilize equipment and personnel required for the mulch blowing application in accordance with the Plans, the Standard Specifications, and these Special Provisions. This item provides a lump sum price should the mulch blowing operation require a **second** mobilization to and demobilization from the site due to the sequencing of the CCC's revegetation work.

If a second mobilization/demobilization is not necessary as determined by Engineer, this item shall be eliminated and such elimination shall not constitute a basis for claim by Contractor for extra payment or damages, and Section 4-1.03B, "Increased or Decreased Quantities," of the Standard Specifications shall not apply.

Payment for Mobilization/Demobilization for Mulch Blowing Item shall be based on the lump sum bid and on Engineer's determination that the sequencing of the CCC's work caused the additional mobilization and demobilization. The lump sum price for this item shall include all indirect costs (e.g., overhead).

ITEM 61 – MULCH AND MULCH APPLICATION

Work under this item consists of furnishing all labor, tools, materials, and equipment necessary to supply mulch and apply one-inch thick layer of mulch over slopes after seeding by CCC is completed, over topsoil

mix at pipes out of pavement, over disturbed areas outside articulated block channel but within the filter fence and construction limit fence, and around sediment traps and drain basins after seeding by CCC is completed in accordance with the Plans, the Standard Specifications, and these Special Provisions.

The CCC under the direction of Engineer will provide flagging on the slopes or other means to identify the location of mulch to be supplied and applied by Contractor. Attention is directed to Section 10-1.10, "Excavation and Grading," of these Special Provisions regarding mulch specifications and blower equipment specifications.

Payment for Mulch and Mulch Application Item shall be based on the unit price bid and on the number of cubic yards of mulch supplied and applied as specified above. An invoice certifying the number of cubic yards supplied and applied by the blower equipment will be the basis for determining the quantity for payment.

ITEM 62 – MOBILIZATION/DEMobilIZATION FOR TACKIFIER APPLICATION

Work under this item consists of furnishing all labor, tools, materials, and equipment necessary to mobilize and demobilize equipment and personnel required for the tackifier application operation in accordance with the Plans, the Standard Specifications, and these Special Provisions. This item provides a lump sum price should the tackifier operation require a **second** mobilization to and demobilization from the site due to the sequencing of the CCC's revegetation work.

If a second mobilization/demobilization is not necessary as determined by Engineer, this item shall be eliminated and such elimination shall not constitute a basis for claim by Contractor for extra payment or damages, and Section 4-1.03B, "Increased or Decreased Quantities," of the Standard Specifications shall not apply.

Payment for Mobilization/Demobilization for Tackifier Operation Item shall be based on the lump sum bid and on Engineer's determination that the sequencing of the CCC's work caused the additional mobilization and demobilization. The lump sum price for this item shall include all indirect costs (e.g., overhead).

ITEM 63 – TACKIFIER AND TACKIFIER APPLICATION

Work under this item consists of furnishing all labor, tools, materials, and equipment necessary to supply and apply tackifier over the mulched areas in accordance with the Plans, the Standard Specifications, and these Special Provisions.

Attention is directed to Section 10-1.10, "Excavation and Grading," of these Special Provisions regarding tackifier specifications and application equipment specifications.

Payment for Tackifier and Tackifier Application Item shall be based on the unit price bid and on the number of square feet of tackifier supplied and applied as specified above or the number of gallons applied for the equivalent square feet. An invoice certifying the number of square feet supplied and applied by the application equipment will be the basis for determining the quantity for payment.

ITEMS 64 AND 65 – INSTALL AND MAINTAIN WEIGHTED FIBER ROLLS OR GRAVEL-FILLED ROLLS AND INSTALL AND MAINTAIN VISQUEEN WITH GRAVEL BAGS OR GRAVEL-FILLED ROLLS

Work under these items shall consist of furnishing all labor, tools, equipment, and materials necessary to install, maintain, remove, and dispose of, where applicable, these temporary erosion control measures as required by the Plans, the Standard Specifications, these Special Provisions, and the TRPA Best Management Practices.

Attention is direction to Section 10-1.24, "Temporary Erosion Control and Storm Water Pollution Prevention Plan (SWPPP)," of these Special Provisions.

A fine of \$100/day will be levied against Contractor for each day Contractor delays in responding to Engineer's request to install new temporary erosion control devices and/or maintain existing temporary erosion control devices.

INSTALL AND MAINTAIN WEIGHTED FIBER ROLLS OR GRAVEL-FILLED ROLLS: Weighted fiber rolls or alternatively, gravel-filled rolls shall be used only in areas of compacted soil, concrete, or paved surfaces. Example of this is an area near the AC sawcut areas before placing and compacting the aggregate base shoulders. These spacing intervals shall be maintained and new sections of weighted fiber rolls or gravel-filled rolls added as the installations of these improvements progress. In addition to the placement of the weighted fiber rolls or gravel-filled rolls at the specified spacing intervals, Contractor shall place weighted fiber rolls or gravel-filled rolls at the location where each installation is temporarily discontinued. This section of weighted fiber rolls or gravel-filled rolls shall be reused to satisfy the specified intervals once the installation that had been temporarily discontinued is completed. However, payment for the installation and maintenance of this section of weighted fiber rolls or gravel-filled rolls will be made only once. The configuration for the use of weighted fiber rolls or gravel-filled rolls at the sawcut areas, but prior to the placement of aggregate base shoulder is intended to filter sediment from runoff before the runoff enters any inlets.

Areas where Contractor stores equipment or material on pavement may require the use of weighted fiber rolls or gravel-filled rolls for temporary erosion control. If a section of weighted fiber rolls or gravel-filled rolls is used in storage/staging more than once, or removed and replaced at a single location more than once, payment for installation and maintenance will be made only once. Attention is directed to Section 5-1.36, "Storage of Equipment, Materials, Supplies, Etc.," of these Special Provisions, Sheets EC-1 and T-1 of the Plans for staging/storage areas.

Contractor shall remove and dispose of all weighted fiber rolls or gravel-filled rolls measures after construction in the area is completed and TRPA approval is obtained.

Contractor shall note that **straw** bales shall not be used for any temporary erosion control measures.

Payment for the Install and Maintain Weighted Fiber Rolls or Gravel-Filled Rolls Item shall be based on the unit price bid and on the number of weighted fiber rolls or gravel-filled rolls installed and maintained as described above with no additional compensation therefor. Progress payments for this Item will be a maximum of 50% of the unit cost bid multiplied by the number of weighted fiber rolls or gravel-filled rolls installed during the pay period as determined by Engineer and/or required by TRPA's Compliance Division. Payment for maintenance, removal, and disposal of all weighted fiber rolls or gravel-filled rolls will be made in the Final Pay Estimate providing that satisfactory maintenance was performed throughout the duration of the project.

INSTALL AND MAINTAIN VISQUEEN WITH GRAVEL BAGS OR GRAVEL-FILLED ROLLS: Visqueen sheeting weighted with gravel bags or gravel-filled rolls shall be placed in all swales and channels along the entire length of the swale and/or channel after grading is completed, when the turf reinforcement mat, cannot be placed in the swale or channel immediately after that section of swale or channel is graded, unless from weather reports, Engineer determines that the interim use of visqueen sheeting weighted with gravel bags or gravel-filled rolls is unnecessary. Contractor shall be paid per linear foot of channel or swale along which visqueen with gravel bags or gravel-filled bags are installed. Gravel bags or gravel-filled rolls shall be placed along the visqueen at the spacing shown on Sheet EC-2 of the Plans. Visqueen shall be overlapped as shown on Sheet EC-2 of the Plans. The visqueen sheeting shall cover the swale or channel cross section and extend one foot either side of the top of the swale or channel bank. Once installed in a graded swale or channel, visqueen sheeting with gravel bags or gravel-filled rolls shall remain in place until turf reinforcement mat is placed.

The quantity shown on the item is approximate and may be reduced or may be increased. The increase or reduction of this quantity compared with that set forth in the bid schedule shall not constitute a basis for a claim by Contractor for extra payment or damages and Section 4-1.03B, "Increased or Decreased Quantities," of the Standard Specifications shall not apply.

Payment for the Install and Maintain Visqueen with Gravel Bags or Gravel-Filled Rolls Item shall be based on the unit price bid and on the number of linear feet of channel or swale over which the visqueen with gravel bags or gravel-filled rolls are installed and maintained as described above with no additional compensation

therefor. Progress payments for this Item will be a maximum of 50% of the unit cost bid multiplied by the number of linear feet of swale or channel over which visqueen with gravel bags or gravel-filled rolls are installed and maintained during the pay period as determined by Engineer and/or required by TRPA's Compliance Division. As described above once the swale or channel is covered, the visqueen with gravel bags or gravel-filled rolls will remain in place until the swale or channel permanent protection is installed. Therefor the maximum payment for each swale and/or channel location will be the length of the swale and/or channel. Payments for maintenance, removal, and disposal of visqueen with gravel bags or gravel-filled rolls will be made in the Final Pay Estimate providing that satisfactory maintenance was performed through the duration of the project and removal was completed as specified.

ITEM 66 – INSTALL AND MAINTAIN DRAIN INLET PROTECTION

Work under this item shall consist of furnishing all labor, tools, equipment, and materials necessary to install, maintain, remove, and dispose of this temporary erosion control measure as required by the Plans, the Standard Specifications, these Special Provisions, and the TRPA Best Management Practices. Work under this Item includes furnishing, installing, maintaining, removing and disposing of the drain inlet protection as shown on Sheet EC-2 of the Plans.

Attention is directed to Section 10-1.24, "Temporary Erosion Control and Storm Water Pollution Prevention Plan (SWPPP)," of these Special Provisions.

A fine of \$100/day will be levied against Contractor for each day Contractor delays in responding to Engineer's request to install new temporary erosion control devices and/or maintain existing temporary erosion control devices.

Drain inlet protection shall be placed as denoted on the Plans in areas where grading has been completed and final stabilization and seeding are pending.

Payment for the Install and Maintain Drain Inlet Protection Item shall be based on the unit cost bid and on the number of Drain Inlet Protections (one per drain inlet as designated by the Engineer and/or shown on the Plans to receive inlet protection) installed and maintained with no additional compensation therefor. Progress payments for this Item will be a maximum of 50% of the unit cost bid multiplied by the number of Drain Inlet Protections installed during the pay period as determined by Engineer and/or required by TRPA's Compliance Division. Payment for the maintenance, removal, and disposal of all drain inlet protection will be made in the Final Pay Estimate providing that satisfactory maintenance was performed throughout the duration of the project and removal was completed as specified.

ITEM 67 – INSTALL AND MAINTAIN TREE PROTECTION AND CONSTRUCTION LIMIT FENCE

Work under this item shall consist of furnishing all labor, tools, equipment, and materials necessary to install, maintain, remove, and dispose of this temporary erosion control measure as required by the Plans, the Standard Specifications, these Special Provisions, and the TRPA Best Management Practices.

Attention is direction to Section 10-1.24, "Temporary Erosion Control and Storm Water Pollution Prevention Plan (SWPPP)," of these Special Provisions.

A fine of \$100/day will be levied against Contractor for each day Contractor delays in responding to Engineer's request to install new temporary erosion control devices and/or maintain existing temporary erosion control devices.

Contractor shall perform all construction activities that are outside the road right-of-way within the construction limits staked by Engineer and delineated with construction limit fence installed by Contractor. Where directed by Engineer and/or shown on the Plans, construction limit fence shall be placed around individual trees that are to remain, in accordance with the Construction Limit Fence Detail shown on the Plans. Attention is directed to Section 10-1.22, "Disturbance and Revegetation," of these Special Provisions.

The area within which Contractor will be allowed to work will be the area within the limits of the construction limit fence. At trees near the work area, the width of the work area will be reduced in order to protect the trees. Contractor shall review each such location to determine what equipment can be used to install the

improvements at these locations or if hand work will be necessary. The costs associated with working within these reduced widths shall be included in the unit price bid for the applicable item of work with no additional compensation therefor.

All Construction Limit Fence shall remain in place until equipment access is no longer necessary in the area and TRPA approval is obtained.

Where tree protection fencing cannot be placed at the dripline of the tree, the detail showing wooded tree trunk protection shall apply. The unit price bid for "Install and Maintain Wooden Tree Trunk Protection" shall apply to this condition.

Payment for the Install and Maintain Tree Protection and Construction Limit Fence Item shall be based on the unit cost bid and on the number of linear feet of Construction Limit Fence and/or Tree Protection fencing installed and maintained with no additional compensation therefor. Progress payments for this Item will be a maximum of 50% of the unit cost bid multiplied by the number of linear feet of Construction Limit Fence and/or Tree Protection fencing installed during the pay period as determined by Engineer and/or required by TRPA's Compliance Division. Payment for the maintenance, removal, and disposal of all construction limit fence and/or tree protection fence will be made in the Final Pay Estimate providing that satisfactory maintenance was performed throughout the duration of the project and removal was completed as specified.

ITEM 68 – ROADSIDE SIGN REMOVAL AND RELOCATION

Work under this item consists of the removal and salvaging of existing road signs, removal and disposal of concrete encasement if present and resetting signs in new concrete as per County Design Standard Plan 105A and/or 105B. Signs to be removed and relocated will be marked by Engineer.

Unless temporary signing acceptable to Engineer is installed, each roadside sign shall be installed at the new location on the same day said sign is removed from its original location. If Engineer determines that a sign post is damaged, Contractor shall repair or replace the post. Such costs shall be included in this item.

Payment for Roadside Sign Removal and Relocation Item shall be based on the unit price bid and on the number of roadside signs removed and relocated, as specified herein and on the Plans.

ITEM 69 –18" HDPE PIPE (IN PAVEMENT)

Work under this item shall consist of furnishing all labor, tools, equipment, and materials necessary to construct HDPE culverts in accordance with the Plans, Standard Specifications, and these Special Provisions. Work under this item includes sawcutting, excavation, disposal of excess material, shoring and bracing, or sloping the sides of the excavation or equivalent method for trenches less than five (5) feet deep, furnishing and laying pipe, elbows, couplings, and bends, backfilling and compaction, furnishing and placing cement slurry, asphalt concrete removal, disposal, and replacement, and removal and disposal of existing culverts within the new pipe trench where noted on the Plans. The costs associated with the removal and disposal of sediment accumulated in the culverts during construction shall also be included in the unit prices bid for this item. Disposal of sediment shall be in accordance with Section 10-1.10, "Excavation and Grading," of these Special Provisions. Sediment shall be removed just prior to demobilization.

Culvert trenches shall be backfilled entirely with slurry cement. The culvert trench width shall be reduced to a width of 1.0' feet plus the culvert outside diameter. Contractor may temporarily extend slurry cement to the finished road surface in lieu of placing, compacting, and maintaining cold AC mix. Contractor shall remove and dispose of the necessary thickness of slurry cement needed for the placement of the new AC pavement. Compensation for slurry cement backfill placement, and removal and replacement, where applicable, shall be included in the linear foot cost of HDPE and CMP.

Attention is directed to Section 10-1.10, "Excavation and Grading," Section 10-1.03, "Maintaining Traffic," Section 10-1.04, "Traffic Control Plan," and Section 10-1.17 "Culvert, CMP Structures, Perforated Pipe, and Drain Basins," of these Special Provisions. Attention is directed to Item 30, "Dewatering for 36" Pipe Installations," of these Special Provisions.

The costs associated with shoring and bracing, or sloping the sides of the excavation in the trenches five (5) feet and deeper are included in the Item "Trench and Excavation Safety."

Contractor is responsible for the protection of the existing utilities in the performance of the work described herein. The costs associated with providing such protection shall be included in the linear foot cost of HDPE and CMP installed.

Payment for 18" HDPE Pipe (In Pavement) Item shall be based on the unit price bid and on the number of linear feet of each HDPE, or CMP, constructed as specified herein and on the Plans.

ITEM 70 – 18" HDPE PIPE (OUT OF PAVEMENT)

Work under this item shall consist of furnishing all labor, tools, equipment, and materials necessary to construct HDPE culverts under miscellaneous paving and outside of EP in accordance with the Plans, Standard Specifications, and these Special Provisions. Work under this item includes clearing and grubbing, excavation, disposal of excess materials, shoring and bracing, or sloping the sides of the excavation or equivalent method for trenches less than five (5) feet deep, furnishing and placing bends and elbows, furnishing and laying pipe, backfilling and compaction, and removal and disposal of existing culverts where noted. The costs associated with the removal and disposal of sediment accumulated in the culverts during construction shall also be included in the unit prices bid for this item. Disposal of sediment shall be in accordance with Section 10-1.10, "Excavation and Grading," of these Special Provisions. Sediment shall be removed just prior to demobilization.

Attention is directed to Section 10-1.10, "Excavation and Grading," Section 10-1.03, "Maintaining Traffic," Section 10-1.04, "Traffic Control Plan," Section 10-1.17, "Culvert, CMP Structures, Perforated Pipe, and Drain Basins," Section 10-1.24, "Temporary Erosion Control and Storm Water Pollution Prevention Plan (SWPPP)," Items "Install and Maintain Filter Fence," "Install and Maintain Weighted Fiber Rolls or Gravel-Filled Rolls," and "Install and Maintain Wooden Tree Trunk Protection," and Section 10-1.26, "Shoring and Excavation Plan," of these Special Provisions. Attention is directed to Item 30, "Dewatering for 36" Pipe Installations," of these Special Provisions.

The costs associated with shoring and bracing, or sloping the sides of the excavation in the trenches five (5) feet and deeper are included in the Item "Trench and Excavation Safety."

Contractor is responsible for the protection of the existing utilities in the performance of the work described herein. The costs associated with providing such protection shall be included in the linear foot cost of HDPE installed.

Payment for 18" HDPE Pipe (Out of Pavement) Item shall be based on the unit price bid and on the number of linear feet of each size HDPE constructed as specified herein and on the Plans.

ITEM 71 – 30" DRAIN BASIN

Work under this item shall consist of furnishing all labor, tools, equipment, and materials necessary to construct drain basins in accordance with the Plans, the Standard Specifications, and these Special Provisions. The work shall include excavation, disposal of excess materials, backfill, scarifying and compacting subgrade (if disturbed), shoring and bracing or sloping the sides of the excavation for trenches less than or equal to five feet deep, furnishing and installing drain basin ductile iron frame with dome grate or standard grate, locking device, drilling drain holes, connection to culvert system with watertight adapter, furnishing and placing Class 1 Type B permeable material, and furnishing and placing turf reinforcement mat. Backfill shall be native and compacted in accordance with Section 10-1.10, "Excavation and Grading," of these Special Provisions. The costs associated with the removal and disposal of sediment and storm water accumulated in the drain basins during construction shall also be included in the unit prices bid for the drain basin item. Disposal of sediment shall be in accordance with Section 10-1.10, "Excavation and Grading," of these Special Provisions. Sediment shall be removed just prior to demobilization.

Attention is directed to Section 10-1.17, "Culvert, CMP Structures, Perforated Pipe, and Drain Basins," of these Special Provisions.

Attention is directed to Section 10-1.26, "Shoring and Excavation Plan," and Item "Trench and Excavation Safety" for submittal requirements for safety and a description of the conditions under which sloping the sides of the excavation will be allowed in lieu of shoring and/or bracing, and Section 10-1.10, "Excavation and Grading," regarding compaction specifications. Contractor shall submit a Shoring and Excavation Plan to Engineer within five (5) working days before commencing the excavation for the culvert(s) connecting to the drain basins.

Contractor shall submit shop drawings of each drain basin shown on the Plans at least five (5) working days before the start of the excavation for the drain basin for Engineer's approval.

Payment for 30" Drain Basin Item shall be based on the unit price bid and the number of drain basins installed as specified herein and on the Plans.

ITEM 72 – CONCRETE ENCASEMENT

Work under this item shall consist of furnishing all labor, tools, materials, and equipment necessary to install a concrete encasement in accordance with the Plans, the Standard Specifications, and these Special Provisions.

Encasement locations shall be where noted on the Plans and where directed in the field by the Engineer. Where directed in the field, encasement limits shall be similar to that described above.

Concrete for the encasement shall have a minimum of 282 pounds of cement (three-sack mix minimum).

Payment for Concrete Encasement Item shall be based on the unit price bid and on the number of concrete encasements installed as specified herein and on the Plans.

ITEMS 73 AND 74 – PIPE APRON AND TYPE 2 DRAIN BASIN APRON

Work under these items consists of furnishing all labor, tools, materials, and equipment necessary to construct the pipe apron and Type 2 drain basin apron in accordance with the Plans, the Standard Specifications, and these Special Provisions. Work under these items consists of clearing and grubbing, excavation, disposal of excess material, scarifying and compacting subgrade (if disturbed), concrete, its forming, coloring, and placing concrete around the following improvements:

- HDPE pipe as shown in Detail 8 on Sheet D-2 of the Plans; and,
- Drain basin as shown in Detail 2 on Sheet D-3 of the Plans.

Concrete shall be colored to reduce the brightness of the new concrete. Contractor shall submit a color sample for Engineer's approval. Concrete shall be in accordance with Section 10-1.19, "Concrete Structures," of these Special Provisions.

Payment for Pipe Apron and Type 2 Drain Basin Apron Items shall be based on the unit price bid and on the number of cubic yards of each type of concrete apron constructed as specified herein and on the Plans.

ITEM 75 – NO. 1 BACKING

Work under this item shall consist of furnishing all labor, tools, materials, and equipment necessary to construct the No. 1 Backing in accordance with the Plans, the Standard Specifications, and these Special Provisions. Work under this item consists of clearing and grubbing, excavation, disposal of excess material, furnishing and placing of turf reinforcement mat, and furnishing and installing No. 1 Backing.

Attention is directed to Section 10-1.10, "Excavation and Grading," Section 10-1.21, "Rock Specifications," and Section 10-1.23, "Erosion Control Blanket, Turf Reinforcement Mat, and Filter Fabric," of these Special Provisions.

The costs associated with removing and salvaging the 50 LF of existing wood retaining wall shown on Sheet P-11 of the Plans shall also be included in the unit price bid for this item. The salvaged wood shall become the property of the private homeowner.

The costs associated with maintaining and restoring the temporary construction access areas shown on APN 036-612-03 and APN 036-612-14 on Sheet P-11 of the Plans shall also be included in the unit price bid for this item. Restoration of the temporary construction access areas shall include: 1) Contractor shall scarify a minimum of 6"; then, 2) Contractor to apply 2" minimum thickness of wood chips. Attention is directed to Schedule A Item "Tree Removal" regarding wood chips. Full compensation for all work involved in maintaining and restoring the temporary construction access areas shall be considered as included in the compensation for this item of work and no additional compensation will be allowed therefor.

Where existing gunite and/or sackrete interferes with the installation of the No. 1 backing, the gunite and/or sackrete shall be removed and disposed of, and the costs associated with this removal and disposal shall be included in the unit price bid for this bid item. In any areas where existing gunite and/or sackrete upslope/downslope of the No.1 backing is to remain, the No. 1 backing grades shall match the gunite and/or sackrete grades at the interface.

Payment for No. 1 Backing Item shall be based on the unit price bid and on the number of square feet of No. 1 Backing installed as specified herein and on the Plans.

ITEM 76 – ROCK CHECK

Work under this item shall consist of furnishing all labor, tools, equipment and material necessary to install the rock checks shown on Sheet P-11 of the Plans in accordance with the Plans, Standard Specifications, and these Special Provisions. Work under this item shall consist of clearing and grubbing, excavation, disposal of excess material, furnishing and installing turf reinforcement mat, furnishing and placing No. 1 backing.

Attention is directed to Section 10-1.10 "Excavation and Grading," Section 10-1.21 "Rock Specifications," and Section 10-1.23 "Erosion Control Blanket, Turf Reinforcement Mat, and Filter Fabric" of these Special Provisions.

Payment for Rock Check Item shall be based on the unit price bid and on the number of rock checks installed as specified herein and on the Plans.

ITEMS 77 AND 78 – ARTICULATED BLOCK CHANNEL TYPES 1 AND 1-A

Work under these items consists of furnishing all labor, tools, materials, and equipment necessary to construct the articulated block channel in accordance with the Plans, the Standard Specifications, and these Special Provisions. Work under these items includes clearing and grubbing, excavation, scarifying and compacting subgrade (if disturbed), disposal of excess material, furnishing and placing turf reinforcement mat, and furnishing full and half size blocks, placing, and cutting, if necessary, the articulated block.

Attention is directed to Items "Install and Maintain Filter Fence" and "Install and Maintain Visqueen with Gravel Bags or Gravel-Filled Rolls." Attention is also directed to Section 10-1.07, "Clearing and Grubbing," Section 10-1.10, "Excavation and Grading," Section 10-1.16 "Articulated Concrete Block," and Section 10-1.23, "Erosion Control Blanket, Turf Reinforcement Mat, and Filter Fabric," of these Special Provisions.

Payment for Articulated Block Channel Types 1 and 1-A Items shall be based on the unit price bid and on the number of linear feet of articulated block channel of each type installed as specified above.

ITEM 79 – ARTICULATED BLOCK CHANNEL TYPE 3-B

Work under these items consists of furnishing all labor, tools, materials, and equipment necessary to construct the articulated block channel in accordance with the Plans, the Standard Specifications, and these Special Provisions. Work under these items includes clearing and grubbing, excavation, scarifying and compacting subgrade (if disturbed), disposal of excess material, furnishing and placing turf reinforcement mat, placing geogrid geotextile fabric between the articulated block and the Class 1 Type B permeable material, furnishing, placing, and compacting Class 1 Type B permeable material, and furnishing full and half size blocks, placing, and cutting if necessary, the articulated block.

The costs associated with removing and salvaging the existing the 29" x 42" FES shown on Sheet P-8 of the Plans shall also be included in the unit price bid for the Articulated Block Channel Type 3-B item. Contractor to salvage the 29" x 42" FES removed during the installation of the Articulated Block Channel Type 3-B and store in the staging area for the County Maintenance Division. Contractor to notify Engineer in the field, once FES has been salvaged, in order for County to schedule pick-up.

Attention is directed to Items "Install and Maintain Filter Fence" and "Install and Maintain Visqueen with Gravel Bags or Gravel-Filled Rolls." Attention is also directed to Section 10-1.07, "Clearing and Grubbing," Section 10-1.10, "Excavation and Grading," Section 10-1.16 "Articulated Concrete Block," Section 10-1.21, "Rock Specifications," and Section 10-1.23, "Erosion Control Blanket, Turf Reinforcement Mat, and Filter Fabric," of these Special Provisions.

Payment for Articulated Block Channel Type 3-B Item shall be based on the unit price bid and on the number of linear feet of articulated block channel of each type installed as specified herein and on the Plans.

ITEM 80 – DRIVEWAY R&R

Work under this item shall consist of furnishing all labor, tools, equipment, and materials necessary to remove and replace AC paving at driveways in accordance with the Plans, the Standard Specifications, and these Special Provisions. Work under this item shall include sawcutting, AC removal and disposal including the driveway flares, excavation and disposal of excess material, scarifying and compaction of subgrade, furnishing, placing and compacting 4" thickness of aggregate base, furnishing, placing, and compaction of AC (2-1/2" compacted thickness), and furnishing and placing paint binder (tack coat). AC paving for driveways shall be warped to maintain a smooth transition and shall prevent ponding or trapping water.

The sawcut limits will be marked in the field by Engineer.

Attention is directed to Section 10-1.10, "Excavation and Grading," for compaction requirements, Section 10-1.14, "Asphaltic Emulsion (Paint Binder)," and Section 10-1.15, "Asphalt Concrete," of these Special Provisions.

Payment for Driveway R&R Item shall be based on the unit price bid and on the number of square feet of AC paving at driveways installed as specified herein and on the Plans.

ITEM 81 – AC PAVEMENT REMOVAL (F)

Work under this item consists of furnishing all labor, tools, materials, and equipment necessary to remove the existing AC paving in the returns of the intersections and adjacent to new channels as shown on the Plans in accordance with the Plans, the Standard Specifications, and these Special Provisions. Work under this item includes sawcutting, removal of existing AC paving, disposal of AC paving that is removed, backfill, scarifying and compacting subgrade (if disturbed), furnishing, placing, and compacting a two-foot wide aggregate base shoulder 4" thick.

The costs associated with AC removal for miscellaneous paving and driveway pavement remove and replace shall be included in the unit prices bid for the respective items.

Attention is directed to Section 10-1.10, "Excavation and Grading," for AC disposal requirements. As noted by (F) in the bid schedule the quantity shown in the bid schedule shall be the final pay quantity regardless of the variations in pavement thickness encountered.

Payment for AC Pavement Removal (F) Item shall be based on the unit price bid and on the number of square feet shown in the bid schedule, regardless of the thickness of AC, and shall be removed as specified herein and on the Plans.

ITEM 82 – MISC GRADING

Work under this item shall consist of providing all labor, tools, materials, and equipment necessary to perform grading as directed by Engineer. Grading includes excavation, fill, compaction, disposal of excess material in accordance with Section 10-1.10, "Excavation and Grading," of these Special Provisions, and scarifying and compaction of subgrade.

Work under this item is separate from excavation, fill, compaction, disposal of excess material, and scarifying and compacting of subgrade required within other items of work in these Special Provisions.

Measurement for payment under this item shall be based on the number of cubic yards of soil excavated or the number of cubic yards of soil placed and compacted as shown on the Plans. If miscellaneous grading is required but not shown and quantified on the Plans, the payment quantity shall be mutually agreed upon by Engineer and Contractor. The quantity shown on the bid item is approximate and may be reduced to the total of the amounts noted above or may be increased.

Attention is directed to Section 10-1.10, "Excavation and Grading," regarding compaction requirements.

Payment for Misc Grading Item shall be based on the unit price bid and on the number of cubic yards of soil excavated or placed and compacted as quantified on the Plans and/or as determined by mutual agreement between Engineer and Contractor.

ITEM 83 – MISC PAVING

Work under this item shall consist of furnishing all labor, tools, equipment, and materials necessary to install miscellaneous paving in accordance with the Plans, the Standard Specifications, and these Special Provisions. Work under this item shall include sawcutting, AC removal and disposal, excavation, disposal of excess material, grading, scarifying and compacting subgrade (if disturbed), furnishing, placing, and compacting aggregate base (8" compacted thickness), paint binder, placing and compacting AC (2-1/2" compacted thickness).

The following items of work will be paid for under this item:

- Miscellaneous paving shown on Sheet P-5 of the Plans; and,
- Areas marked in the field by Engineer.

Regardless of the condition of the existing pavement, Contractor shall take such care of the sawcut edge of the pavement as is necessary to ensure that miscellaneous paving is not necessary. All pavement disturbed beyond the limits marked in the field shall be replaced at Contractor's expense and shall include an additional sawcut.

Contractor's attention is directed to Section 10-1.10, "Excavation and Grading," Section 10-1.14, "Asphaltic Emulsion (Paint Binder)," and Section 10-1.15, "Asphalt Concrete," of these Special Provisions.

Payment for Misc Paving Item shall be based on the unit price bid and on the number of square feet of miscellaneous paving installed as specified herein and on the Plans.

ITEM 84 – ROCK FRACTURING AND REMOVAL

Work under this item shall consist of furnishing all labor, tools, equipment, and material necessary to fracture and remove any existing rock that prohibits installation of the proposed improvements to the grades shown on the Plans and that can't be removed after a reasonable effort with the equipment being used on the site has been made. Work under this item shall consist of the use of a cracking agent, or non-detonating rock breaking equipment, rather than blasting; blasting will not be allowed. The work includes fracturing the rock in accordance with the manufacturer's recommendations and removing the rock. If the rock can not be used in the construction of other improvements, Contractor shall dispose of the rock in accordance with Section 10-1.10, "Excavation and Grading," of these Special Provisions. Contractor shall be responsible for any damage to persons, private property, the work, or existing structures or utilities associated with this Item.

This specification is intended to illustrate the minimum effort that can reasonably be expected from Contractor if rock is encountered and must be removed. Should Contractor have larger equipment on site for use on the project, Contractor shall make a reasonable effort with the larger equipment to remove the rock and compensation shall not be made under this item, but shall be included in the unit price bid for the item of work for which the rock was encountered.

The quantity of this Item listed in the bid schedule represents no actual estimate, is nominal only, and may be increased, decreased, or reduced to zero.

Contractor shall notify Engineer immediately when rock is encountered that meets the definition described in the first paragraph of this Item. Engineer will consider whether the lines and grades can be adjusted to avoid fracturing and removing the rock. If Engineer determines adjustments in the lines and grades are not feasible, that the rock meets the definition described herein, and that Contractor has made a reasonable effort to remove, fracture and remove, or scrape and remove the rock with the minimum equipment specified above, then the removal and disposal of the obstructing rock shall be accomplished and paid for in accordance with the methods described in this item. Contractor and Engineer will agree to the number of cubic yards of rock fractured and removed immediately after the removal of the rock from the excavation.

The void created by the rock removal shall be backfilled with native material or whichever is applicable per the Plans and details. The backfill shall conform to and shall be compacted in accordance with Section 10-1.10, "Excavation and Grading," of these Special Provisions.

The cracking agent shall be soundless chemical demolition agent such as Bentonamit or Fract.Ag, or approved equal. The non-detonating rock breaking equipment shall be Boulder Buster, NoneX, or approved equal.

Payment for Rock Fracturing and Removal Item shall be based on the unit price bid and on the number of cubic yards of rock fractured and removed as specified above and mutually agreed upon by Contractor and the Engineer.

ITEM 85 – OVEREXCAVATE AND REMOVE UNSUITABLE MATERIAL

Work done under this item shall be directed by Engineer. When directed by Engineer, Contractor shall excavate below the lower limit of the excavation line shown on the Plans.

All work done under this item shall conform to the requirements of applicable portions of the Standard Specifications except as modified herein.

The quantity of this item listed in the bid schedule represents no actual estimate, is nominal only, and may be greatly increased, decreased, or reduced to zero.

Payment under this item will be limited to the volume of material removed, as directed by Engineer, below the lower limit of the excavation line and outside the dimensional limits designated on the Plans.

If excavation below the lower limit of excavation as shown on the Plans is required, the ensuing void shall be backfilled with Class 1 Type A permeable material compacted in accordance with Section 10-1.10. The permeable material shall conform to Section 10-1.10, "Excavation and Grading", of these Special Provisions.

If the improvements at which overexcavation and removal of unsuitable material is performed are in the roadway section and are to receive aggregate base and/or native backfill over the permeable material, Contractor shall place woven geotextile (filter) fabric in accordance with Section 10-1.23, "Erosion Control Blanket, Turf Reinforcement Mat, and Filter Fabric", of these Special Provisions over the permeable material prior to completing the backfilling operation.

All unsuitable material removed under this item shall be removed from the Tahoe Basin in accordance with Section 10-1.10, "Excavation and Grading," of these Special Provisions.

Payment for Overexcavate and Remove Unsuitable Material Item shall be based on the unit price bid and on the number of cubic yards of unsuitable material excavated as specified above. Measurement of the number of cubic yards shall be based on the dimensions of the void resulting from the excavation as measured by the Engineer.

10-1.01 ORDER OF WORK

Order of work shall conform to the provisions in Section 5-1.05, "Order of Work," of the Standard Specifications and these Special Provisions.

Contractor shall schedule work to reduce the need for dewatering by working on the drier areas of the project first.

As described in Section 4-1.02A, "Commencement of Work Requirements," Contractor shall install temporary erosion control.

Any work started (i.e., soil disturbance) must be winterized by October 15 unless County is able to obtain an extension to the grading deadline from both TRPA and Lahontan. If extensions are not granted, County will negotiate a Contract Change Order with Contractor to remobilize to complete the remaining work during the 2011 construction season.

Contractor shall implement the following sequence of work for the project:

- All AC paving must be complete by October 31, 2010.

The California Conservation Corps (CCC), under County's direction, will perform revegetation work for the project. Contractor shall coordinate the humus application work on the slopes, and the mulch and tackifier applications with Engineer to minimize the need for additional mobilization and demobilization of the mulch and tackifier operations. The CCC will perform this work while Contractor is still fulfilling his construction contract. In areas where the CCC is to follow the work of Contractor (e.g. after Contractor places and compacts topsoil mix over pipes and after Contractor applies humus on slopes), Contractor shall notify Engineer when he has completed such work so revegetation can begin. Any disturbance of this revegetation work by Contractor's operations shall be repaired at Contractor's expense by the CCC.

Attention is directed to Section 5-1.19, "Public Safety," of these Special Provisions.

10-1.02 NOT USED

10-1.03 MAINTAINING TRAFFIC

Attention is directed to Section 7, "Legal Relations and Responsibility," and Section 12, "Construction Area Traffic Control Devices," of the Standard Specifications, Section 5-1.19, "Public Safety," and Section 10-1.01, "Order of Work," and these Special Provisions.

Traffic Control Requirements will be strictly enforced. Any violation of such requirements is justification for Engineer to stop work until requirements are met.

When entering or leaving roadways carrying public traffic, Contractor's equipment, whether empty or loaded shall in all cases yield to public traffic.

Local and emergency traffic shall be permitted to pass through construction operations at all times with as little inconvenience as possible. At the end of the day's work and when construction operations are suspended, roadways shall be opened for public traffic in both directions. Contractor's attention is directed to Section 10-1.01, "Order of Work."

When work is in progress, at least one 10-foot minimum lane shall be opened to public traffic. Otherwise, two 10-foot lanes of traffic shall be maintained.

Contractor shall provide access to all driveways at all times. No driveways shall be out of service unless other arrangements are made with the property owner(s). Contractor shall notify County 48 hours in advance of any work that will affect any owner's driveway. Contractor shall submit a plan that describes his method of operation that will provide for operable driveways. This plan shall be in accordance with Section

4-1.03, "Contractor Submittals," of these Special Provisions and shall be submitted for Engineer's acknowledgment at least two weeks prior to the performance of any work that affects driveways.

Equipment actively engaged in construction shall be confined to the work corridor marked by delineators spaced at 30-foot intervals, and will not be allowed to travel or encroach upon the travel lane(s) used to convey local traffic through the project, unless traffic is controlled by an adequate number of flaggers.

At the end of each working day if a difference in excess of 0.15 foot exists between the elevation of the existing pavement and the elevation of any excavation within twenty (20) feet of the traveled way, material shall be placed and compacted against the vertical cuts adjacent to the traveled way. During excavation operations, native material may be used for this purpose, however, once the placing of the new AC section commences, aggregate base shall be used. The material shall be placed to the level of the elevation of the top of existing pavement and tapered at a slope of 4:1 or flatter to the bottom of the excavation. Treated Class 2 Aggregate Base shall not be used for the taper. Full compensation for placing the material on a 4:1 slope, regardless of the number of times it is required to be removed and replaced shall be considered as included in the contract price paid for the applicable item and no additional compensation will be allowed therefor. No payment will be made for material placed in excess of that required for the new AC section.

Alternatively, at the end of each working day, the edge of the excavations adjacent to the travel lane for aggregate base shoulder shall be delineated with traffic cones or flexible delineators. Any excavations for sediment traps or drain basins not backfilled at the end of the work day shall be covered with trench plates and delineated with traffic cones or flexible delineators and flashing barricades. Contractor shall not excavate more than can be installed and backfilled in one working day. If the backfill for the culvert installation is placed but not compacted by the end of the work day, the trench shall be plated, or otherwise prepared to safely provide a minimum of two ten-foot travel lanes.

When traffic cones or delineators are used to delineate a temporary edge of travel lane, the line of cones or delineators shall be considered to be the edge of travel lane, however, Contractor shall not reduce the width of the travel lane to less than 10 feet within County right-of-way without written approval from Engineer.

When work is not in progress on a trench or other excavation that requires reduction or closure of the travel lane, the traffic cones or portable delineators used for the travel lane reduction or closure shall be placed off of and adjacent to the edge of the traveled way. The spacing of the cones or delineators shall be not more than the spacing used for the lane closure.

Personal vehicles of Contractor's employees shall not be parked within the construction limits at any time. Contractor shall make his own arrangements relative to keeping the work area clear of parked vehicles, whether belonging to his employees or to private individuals.

Construction area signs shall not be used until they are needed and when no longer needed they shall become the property of Contractor and shall be removed from the site of the work.

The seventh paragraph of Section 12-3.06, "Construction Area Signs," of the Standard Specifications shall be amended to read as follows:

Contractor shall clean all construction area sign panels at the time of installation and as often thereafter as Engineer determines to be necessary, but at least once every month.

Signs damaged by any cause shall be repaired or, if determined by Engineer to be irreparable, replaced by Contractor at his expense.

All construction area signs shall conform to the dimensions, color, legends, and reflectorization or lighting requirements of the Plans, the California Manual on Uniform Traffic Control Devices (FHWA's MUTCD 2003 Revision 1, as amended for use in California), also called the California MUTCD, and these Special Provisions. All sign panels shall be the product of a commercial sign manufacturer, but need not be new. Used sign panels, in good repair may be furnished with Engineer's approval.

Except as otherwise shown on the Plans, construction area signs shall be stationary signs or portable signs. Construction area signs shall be erected at the locations shown on the Plans or in Contractor's Traffic Plan approved by Engineer.

Stationary signs shall conform to Section 12-3.06A, "Stationary Mounted Signs," of the Standard Specifications with the following additions:

Stationary signs that are shown on the Plans or described in these Special Provisions, or as directed for placement by Engineer, shall be attached to 4" x 4" wood posts with 5/16" galvanized carriage bolts and washers. The posts shall be securely set a minimum of 30" in the ground and such that the bottom of the signs will be five (5) feet above the pavement.

Sign panels for stationary mounted signs shall consist of high quality reflective sheeting applied to a base of aluminum or plywood in conformance with the following:

Base material shall be exterior grade plywood not less than 3/8" thick, or sheet aluminum not less than 0.063" thick for widths up to 42" and not less than 0.080" thick for widths of 48" or greater.

Portable signs shall conform to the provisions of Section 12-3.06B, "Portable Signs," of the Standard Specifications except the third paragraph shall be amended to read: "The sign standard or framework shall be capable of supporting the size of the sign specified."

The fact that rain or other causes, either within or beyond the control of Contractor, forces delay of the work, shall in no way relieve Contractor of his responsibility for maintaining traffic through the project as specified herein. Contractor shall at all times keep on the job such material, force, equipment as may be necessary to keep the roads within the project open to traffic and in good repair, and shall expedite the passage of traffic using such labor and equipment as may be necessary.

The term "Construction Area Signs" shall include all temporary signs required for the direction of local traffic through or around the work during construction. Such signs are shown in or referred to in the California Manual on Uniform Traffic Control Devices (FHWA's MUTCD 2003 Revision 1, as amended for use in California), also called the California MUTCD - Warning Signs, Lights, and Devices for use in Performance of Work Upon Highways, hereinafter referred to as California MUTCD.

Construction Area Signs shall conform to Section 12-3.06, "Construction Area Signs," of the Standard Specifications with the following additions and amendments:

Contractor shall furnish all sign panels, posts and hardware, and shall erect, maintain, and remove all construction area signs shown on the Plans as provided in these Special Provisions.

Traffic cones shall conform to the provisions of Section 12-3.10, "Traffic Cones," of the Standard Specifications.

In lieu of the provisions in Section 7-1.08, "Public Convenience," Section 7-1.09, "Public Safety," and Section 12-2.02, "Flagging Costs," of the Standard Specifications, Contractor shall bear the entire cost of furnishing flaggers and furnishing, installing, maintaining, and removing signs, lights, flares, barricades, delineators, and other warning and safety devices.

Full compensation for providing signs, covering and uncovering signs, lights, flares, traffic cones, flaggers, delineators, barricades, warning and safety devices shall be made under the lump sum item "Traffic Control."

10-1.04 TRAFFIC CONTROL PLAN

Traffic Control Procedures on County roads shall conform generally to Caltrans Standard Plans, the California MUTCD, and these Special Provisions.

The Traffic Control Plan shown on Sheet T-1 of the Plans has been prepared as a guide to Contractor in preparation of a complete Traffic Control Plan and to aid in Contractor's planning for staging/storage of materials and equipment. Contractor's Traffic Control Plan shall include detailed controls, including flaggers, lane closures and signs, road closures and signs, as applicable, for all items of road work which will require alteration of existing traffic patterns. Contractor's Traffic Control Plan shall include all signing required on intersecting streets within the area that will require traffic control. Contractor's plan shall address traffic control related to truck traffic associated with the project construction.

Contractor's Traffic Control Plan shall conform to the provisions of Section 5-1.19, "Public Safety," Section 10-1.01, "Order of Work," and Section 10-1.03, "Maintaining Traffic," of these Special Provisions and the California MUTCD.

Submittal of Contractor's Traffic Control Plan shall conform to Section 4-1.03, "Contractor Submittals," of these Special Provisions. No work shall be commenced on County roads until the Traffic Control Plan is approved by Engineer. Any violation of the Traffic Control requirements is justification for Engineer to stop work until the requirements are met.

The costs associated with the requirements outlined in this section shall be included in the Item "Traffic Control" and no additional compensation will be made therefor.

10-1.05 NOT USED

10-1.06 NOT USED

10-1.07 CLEARING AND GRUBBING

Construction areas to receive improvements shall be cleared of all logs, upturned stumps, roots of felled trees, brush, grass, weeds, debris, and all other deleterious material. Grubbing in these areas shall consist of removal of all buried roots, stumps, logs, and any foreign objects encountered within a radius of one foot beyond the proposed structure. Areas shall only be cleared and grubbed to the minimum required for installation of improvements as specified.

Contractor's attention is directed to Section 10-1.10, "Excavation and Grading," of these Special Provisions regarding salvaging of topsoil from excavated areas. Removal and disposal of trash, branches, shrubs, and pine cones from the excavated material to be salvaged is included in the clearing and grubbing within the specific improvement item.

Combustible material shall be chipped on site to the maximum extent practicable. The chips shall be used to restore the temporary construction access areas shown on Sheet P-11 of the Plans. Contractor's attention is directed to Item "Tree Removal," of these Special Provisions.

Trees shall be removed in such a manner as to cause no damage to the road, existing drainage facilities, adjacent property or utilities, or the public. Contractor shall remove felled logs from site within 48 hours of felling. Logs infested with insects shall be covered with clear plastic sheeting and sealed at the ground until the wood is disposed of.

All areas where tree stumps are removed shall be backfilled with native material or other material as applicable to the location of the void relative to the improvements compacted in accordance with Section 10-1.10, "Excavation and Grading," of these Special Provisions, and regraded to match adjacent existing ground elevations. Stumps that interfere with the installation of improvements shall be removed to a depth of 2' below the bottom of the improvement. Stumps shall not be removed in areas that will be graded

(e.g. rock-lined channels) until just prior to the beginning of grading to minimize the areas of exposed bare soil.

All activities controlled by Contractor, except cleanup or other required work, shall be confined within County road rights-of-way, the permanent and temporary easements, and construction limits.

Nothing herein shall be construed as relieving Contractor of his responsibility for final cleanup of the construction areas provided in Section 4-1.02, "Final Cleaning Up," of the Standard Specifications.

Except as noted herein, all cleared and grubbed and waste material shall become the property of Contractor and shall be disposed of outside the Tahoe Basin or at a site approved by all local, state, and federal agencies.

Contractor shall take all necessary precautions to preserve all on-site trees and vegetation not designated for removal. Such precautions shall include placing construction limit fence along the length of the construction limits noted on the Plans. If ordered by Engineer and where noted on the Plans, Contractor shall provide and install suitable safeguards, approved by Engineer, to protect trees and/or vegetation from injury or damage. If trees and/or vegetation are injured or damaged by reason of Contractor's operations, they shall be replaced in kind by Contractor to a condition acceptable to Engineer and at Contractor's expense.

Where roots of live trees are encountered and can't be protected as described in Section 10-1.24, "Temporary Erosion Control and Storm Water Pollution Prevention Plan (SWPPP)," of these Special Provisions, and must be removed, all roots larger than 1-1/2" in diameter shall be saw cut, leaving a clean cut. The ends of the remaining root shall be treated with emulsified asphalt.

Contractor's attention is directed to Section 10-1.27, "Timber Removal Practices," of these Special Provisions.

Full compensation for all work involved in clearing and grubbing, which includes trees and stumps with a diameter less than 8" and stumps of trees felled by Contractor larger than or equal to 8" shall be considered as included in the compensation for the various contract items of work and no additional compensation will be allowed therefor. Tree removal for trees equal to or greater than 8" diameter measured at a height five above the adjacent ground shall be paid under Item "Tree Removal."

10-1.08 NOT USED

10-1.09 WATERING

Watering shall conform to the provisions in Section 17, "Watering," of the Standard Specifications, except that full compensation for developing a water supply shall be considered as included in the prices paid for the various contract items of work involving the use of water and no separate payment will be made therefor.

No guarantees of an available source of water supply, implied or otherwise, are made by County. It shall be the sole responsibility of Contractor to make all necessary arrangements in order to develop a source of water supply.

10-1.10 EXCAVATING AND GRADING

A. GENERAL

Earthwork shall conform to the provisions in Section 19, "Earthwork," of the Standard Specifications and these Special Provisions. In lieu of the applicable provisions in Section 19-3.08, "Payment," full compensation for excavation, backfill, and pervious material shall be considered included in the contract item prices paid for the applicable items of work. Excavation and grading for erosion control improvements as shown on the Plans shall be considered as a part of the respective erosion control item and no additional compensation will be allowed therefor.

If rock is encountered in the bottom of the trenches where culvert, drain basins, or sediment traps are to be placed, Contractor shall immediately notify Engineer so that an assessment of the impact on the design can be made. If the design can not be modified and the removal of the rock is necessary, the cost associated with the rock removal and disposal in the applicable bid item unless the rock removal and disposal meets the criteria for payment under "Rock Fracturing and Removal" item of these Special Provisions.

B. COMPACTION

County will, at their expense except as noted in Section 5-1.20 "Testing" of these Special Provisions, provide compaction testing of subgrade to verify that Contractor has achieved the required compaction. Relative compaction will be based on the maximum dry unit weight as determined by ASTM D-1557. Corrections to the Unit Weight for Soil Containing Oversize Particles will be made in accordance with ASTM 4718.

Compaction testing will be performed on subgrade (where applicable), aggregate base, fill, backfill, topsoil, and where applicable, permeable material. Contractor shall provide a 24-hour notice to Engineer stating when Contractor will be completed with an operation that requires compaction testing to allow Engineer time to schedule testing before Contractor begins with the next operation. County will make every effort to collect native samples and to provide moisture-density curves in a timely manner. However, should Contractor choose to proceed with the work before compaction criteria for native soil or fill material can be verified, he assumes the risk of having to remove this work at his expense if subgrade compaction is later found to be inadequate. Subgrade that exhibits pumping will not be accepted.

All compaction shall be accomplished with mechanical compaction. Fill or backfill that exhibits pumping will not be accepted.

All areas where asphalt concrete, Portland Cement Concrete, aggregate base, Class 1 Types A and B permeable material, fill, backfill, or No. 1 rock backing is to be placed over native material, the native material shall be scarified a minimum of six (6) inches, thoroughly mixed with water to the optimum moisture for compaction, and compacted to a minimum of 90% relative compaction prior to placement of fill or other material unless noted otherwise on the Plans.

In any case where undisturbed native material becomes disturbed during excavation, the native material shall be scarified a minimum of six (6) inches, thoroughly mixed with water to the optimum moisture for compaction, and compacted to a minimum of 90% relative compaction prior to placement of fill or other material as shown on the Plans.

All fill and backfill using native material or excess excavated material shall be thoroughly mixed with water to the optimum moisture for compaction. Lift thickness shall be a maximum of 8" thick, loose, prior to compaction. Unless otherwise specified, all fill and backfill placed shall be compacted to a minimum relative compaction of 90%. These provisions also apply to imported fill or backfill if it is necessary.

Native backfill at drain basins, sediment traps, and culverts shall be compacted to a minimum of 90% relative compaction.

All Class 2 aggregate base to be placed over native material or for pipe backfill as applicable, culvert removal backfill, and at edge of pavement, shall be compacted to a minimum of 95% relative compaction.

Class 1 Types A and B permeable material to be placed over native material shall be compacted to a minimum of 90% relative compaction. Compaction of permeable material shall be verified by an established method agreed upon by Engineer and Contractor.

The void created by stump removal, culvert removal, or rock removal shall be filled with native material and compacted to a minimum of 90% relative compaction if such backfill material is consistent with the required backfill for the location of the void. The void resulting from the removal of unsuitable material shall be backfilled with Class 1 Type A permeable material and compacted to a minimum relative compaction of 95%, except if unsuitable material is overexcavated from the bottom of a sediment basin. In this case 85% minimum and 90% maximum relative compaction will be required.

All costs associated with compaction shall be included in the various items of work and no additional compensation will be made therefor.

Compaction Requirements at Storm Drain Pipe and Sediment Traps

General

Where rock is encountered at the bottom of the trench where the pipe is to be laid such that a point load on the pipe is created by the rock, the rock shall be removed to a depth of 6" below the trench bottom. The 6" shall be backfilled with Class 1 Type A permeable material and compacted to 90% relative compaction. Compaction of permeable material shall be verified by an established method agreed upon by Engineer and Contractor. The costs associated with the rock removal and disposal shall be included in the applicable pipe bid item, unless the rock removal meets the criteria for payment under "Rock Fracturing and Removal" item of these Special Provisions.

Where rock is encountered at the bottom of the excavation for an open bottom sediment trap such that infiltration could be achieved if the rock were removed, the rock shall be removed. The void shall be backfilled with Class 1 Type A permeable material and compacted to 90% relative compaction. Compaction of permeable material shall be verified by an established method agreed upon by Engineer and Contractor. The costs associated with the rock removal and disposal shall be included in the applicable Sediment Trap item, unless the rock removal meets the criteria for payment under "Rock Fracturing and Removal" item of these Special Provisions. Alternatively, the Engineer may direct Contractor to install a sealed base over the rock for the sediment trap.

For pipe in pavement, cover is defined as the distance between the top of the pipe and the finished surface of the proposed AC paving. For pipe out of pavement, cover is defined as the distance between the top of the pipe and the top of the pipe trench finish grade.

All costs associated with bedding and backfill shall be included in the various items of work and no additional compensations shall be made.

C. EXCESS MATERIAL, TOPSOIL, MULCH, HUMUS, AND TACKIFIER

1. CUT, FILL, TOPSOIL, TOPSOIL MIX, MULCH, & HUMUS VOLUMES

The following quantities have been calculated using topographic information shown on the Plans. The volumes shown are "raw" meaning that neither shrinkage, subsidence, nor bulking have been taken into account. It is assumed for the quantities shown that no rock was encountered. It is Contractor's responsibility to review these quantities and apply the necessary factors to determine the volume of import material necessary (or if it is necessary).

EARTHWORK SUMMARY BY IMPROVEMENT FOR BASE BID – SCHEDULE A

ALL VOLUMES ARE IN CY	CUT	FILL	AC REMOVAL	MULCH	HUMUS
Slopes				65.2	69.0
Culvert and FES (pipe displacement) & pipe removal	226.7	43.3	16.7	2.9	
Sediment Traps and Drain Basins	29.8				
Articulated Block Channel	384.4	112.3		17.1	
No. 1 Backing	6.6				
Driveway R&R	1.3		0.9		
Misc Paving	14.8		3.9		
AC Removal			21.7		
Misc Grading	5	12			
TOTAL	668.6	167.6	43.2	85.2	69.0

EARTHWORK SUMMARY BY IMPROVEMENT FOR ADDITIVE ALTERNATE BID – SCHEDULE B

ALL VOLUMES ARE IN CY	CUT	FILL	AC REMOVAL	MULCH	HUMUS
Culvert and FES (pipe displacement) & pipe removal	35.4		7.6	1.2	
Drain Basins	10.8				
Articulated Block Channel	141.7	14.8		2.7	
No. 1 Backing	1.1				
Rock Check	7.4				
Driveway R&R	10.2		6.1		
Misc Paving	19.1		4.1		
AC Removal			16.3		
Misc Grading		5			
TOTAL	225.7	19.8	34.1	3.9	

Importing of material (other than humus, mulch, and tackifier) or disposal of excess material shall be included in Contractor's bid for the various items of work and no additional compensation will be made therefor.

Any material excavated on site shall be used for fill or backfill and shall contain less than 2% by volume nondecomposed organic material and material no larger than 1-½" in the largest dimension.

2. NOT USED

3. MULCH

Mulch and its application shall conform to 10-1.10D of this section. Contractor shall apply 1" mulch to the following improvements and as noted on the Revegetation Plan of the Plans:

- Over the top of pipe backfill for pipe out of pavement;
- All disturbed areas just outside of articulated block channels and No. 1 Backing but within the FF or CLF; and,
- Around STs for a minimum width of 12".

Attention is directed to Item "Mobilization/Demobilization for Mulch Blowing" for the sequencing of the mulch application. The cost associated with furnishing and applying mulch shall be included in the unit price bid for the Item "Mulch and Mulch Application."

4. HUMUS

Contractor shall apply 1" humus to slopes that are to be revegetated (see Revegetation Plan of the Plans) after the CCC has loosened the soil.

Humus and its application shall conform to 10-1.10D of this section. The cost associated with furnishing and applying humus shall be included in the unit price bid for the Item "Humus and Humus Application."

5. TACKIFIER

Contractor shall apply tackifier to all areas that have been mulched. Tackifier and its application shall conform to 10-1.10D of this section. Attention is directed to Item "Mobilization/Demobilization for Tackifier Application" for the potential sequencing the tackifier application. The cost associated with furnishing and applying mulch shall be included in the unit price bid for the Item "Tackifier and Tackifier Application."

6. DISPOSAL OF EXCESS MATERIAL

Asphalt & Concrete

Asphalt concrete (e.g. pavement, berm, dike) and Portland cement concrete (e.g. existing DI and concrete wash area) removed from any portion of the project shall be disposed of by Contractor at his expense and shall be disposed of outside of the Lake Tahoe Basin. AC and concrete may be disposed of in the Lake Tahoe Basin provided Contractor obtains and submits written approval from all applicable state, local, and federal agencies.

Soil & Rock

Section 19-2.06, "Surplus Material," of the Standard Specifications is amended to read as follows:

Surplus excavated materials from any portion of the project, if suitable according to the provisions of these Specifications and the Plans, shall be used to balance material deficiencies in any other portion of the work. **As the excavation for an item of work progresses, the excess excavated material shall not be stockpiled adjacent to where it was excavated unless the area is an approved storage area.** The excess excavated material shall be removed as it is excavated from the site of the excavation for stockpiling in an approved staging area or for use as fill or backfill in an applicable item of work. Excess material that can not be reused on site shall be defined as unsuitable material; or material that is removed from temporary erosion control devices and the sweeper in satisfying the maintenance of these devices; or material that is larger than 1-½" in the largest dimension, but doesn't meet the rock specifications outlined in these Special Provisions; or material that has less than 2% by volume nondecomposed organic matter and contains material no larger than 1-½" in the largest dimension, but is in excess of what is needed for fill or backfill for the proposed improvements. Any excess or unsuitable material shall be disposed of by Contractor at his own expense and shall be disposed **outside of the Lake Tahoe Basin.** Materials may be disposed of in the Lake Tahoe Basin providing Contractor obtains and submits to County written approval from all applicable state, local, and federal agencies. At no time shall excess material be disposed of or stockpiled in such a way as to allow erosion of the material or to pose a threat of adverse water quality impact. The costs associated with stockpiling, disposing of, or reusing excess material are included in the applicable items with no additional compensation therefor.

D. MATERIALS

1. Permeable Material

Class 1 Type A ¾" and Class 1 Type B 1-½" permeable material shall conform to the following requirements:

Class 1 Type A ¾"	
Sieve Sizes	Percent Passing
1"	100
¾"	90
½"	59
⅜"	39
No. 4	2
No. 10	2

Class 1 Type B 1-½"	
Sieve Sizes	Percent Passing
1-½"	100
1-¼"	88
1"	24
¾"	9
½"	7
⅜"	4

2. Imported Fill or Backfill

If required, imported fill or backfill shall be a silty sand material designated by SM in the Unified Soil Classification System (USCS).

Should such imported material be required, Contractor shall notify Engineer of the borrow site location 72 hours before Contractor plans to pick-up the material so Engineer can verify the suitability of the material.

3. Humus

Humus shall consist of an amendment that shall be the result of an aerobic composting process maintaining temperatures greater than 135°F and less than 165°F, for a minimum of 10 days. Nitrogen introduction shall be derived from dairy manure. The compost feedstock must consist of a minimum of 50% by volume indigenous forest vegetation from the Lake Tahoe Basin. The humus shall be 50% Humus Fines (⅜" minus) and 50% wood "overs" (¾" to 3"). Full Circle Compost (Humus is called "Integrated 50%") and Bently Agridynamics, both in Minden, Nevada, produce a humus that satisfies these requirements.

Contractor shall notify Engineer of the proposed location of the source of imported humus 72 hours before Contractor plans to pick-up the material so Engineer can verify the suitability of the material. Contractor shall submit written certification that the humus is weed free.

Humus on slopes to be revegetated shall be applied by means of a pneumatic conveying system capable of blowing the humus at rates between 10 and 15 cubic yards per hour and shall be capable of blowing the humus a distance of 300 feet as necessary to access slopes. The conveying equipment shall have a self- contained dust suppression system.

4. Mulch

Material shall be the result of an aerobic composting process maintaining temperatures greater than 135 degrees Fahrenheit and less than 165 degrees Fahrenheit for a minimum of 10 days. Nitrogen introduction shall be derived from dairy manure. The compost feedstock must consist of a minimum of 50% by volume indigenous forest vegetation from the Lake Tahoe Basin. The resulting finished compost shall consist of 75% wood "overs" (from ⅜" to 3" in size) and 25% humus (fines) (⅜" minus). Full Circle Compost (Mulch is called "Integrated 25%") and Bently Agridynamics, both in Minden, Nevada, produce a mulch that satisfies these requirements.

Mulch shall be applied by means of a pneumatic conveying system capable of blowing the mulch at rates between 10 and 15 cubic yards per hour and shall be capable of blowing the mulch a distance of 300

feet as necessary to access slopes. The conveying equipment shall have a self-contained dust suppression system.

Contractor shall submit written certification that the mulch is weed free.

5. Tackifier

Tackifier shall include wood-cellulose fiber mulch. The term "tackifier" used in these Special Provisions shall mean tackifier with wood-cellulose fiber mulch. The Tackifier material shall be of an organic, plant-derived substance containing psyllium, guar gum, cornstarch such as PT-TAC, Reclamare 2400, M-Binder, Eco-tak, Fisch-Stick, or approved equal. Material shall form a transparent 3-dimensional film-like crust permeable to water and air and containing no agents toxic to seed germination. Mulch shall consist of degradable green-dyed wood-cellulose fiber or 100%-recycled long-fiber pulp (recycled newspaper), free from weeds or other foreign matter toxic to seed germination.

Mulch shall be anchored with tackifier within 48 hours of application. A hydroseeder with a paddle wheel agitator shall be used to evenly apply the tackifier mixture at the following rates under suspension unless otherwise approved. Contractor shall apply tackifier to all areas where mulch has been applied. The Tackifier shall be mixed and applied in accordance with the following:

Wood-cellulose fiber mulch:	500 lbs/acre
Tackifier:	130 lbs/acre
Water:	As needed

Tackifiers shall be applied using a commercial hydraulic mulcher with a built-in agitation system that has sufficient capacity to agitate, suspend, homogenize, and apply materials (at indicated rates) specified for hydraulic application in this section of the Special Provisions.

Information regarding mulching and humus blowing and tackifier application equipment that Contractor proposes to use for this project shall be presented for review and approval by Engineer no later than ten (10) days prior to the proposed use. Hydraulic/Pneumatic applications of humus, mulch, and tackifier shall not be conducted during windy conditions (greater than 8mph) to insure uniform application and proper placement of these materials at specified rates. To facilitate proper placement of these materials, applications shall consist of a continuous operation where each treatment follows the preceding as specified above. Specified materials shall be applied to individual identified areas within a single seeding work shift. Under no circumstances shall any one application be completed independent of completion of the others.

10-1.11 NOT USED

10-1.12 AGGREGATE BASE, CLASS 2

Aggregate base shall be Class 2 in conformance with the provisions in Section 26, "Aggregate Base," of the Standard Specifications.

In lieu of the second sentence in the second paragraph in Section 26-1.02A, "Class 2 Aggregate Base," of the Standard Specifications, the grading for ¾" maximum shall be used where aggregate base other than recycled AC base is specified.

County will, at their expense, provide compaction testing of Class 2 Aggregate Base to verify that Contractor has achieved the specified compaction. Relative compaction will be based on the maximum dry unit weight as determined by ASTM D-1557. Corrections to the Unit Weight for containing oversize particles will be made in accordance with ASTM 4718. Any areas of Class 2 Aggregate Base that are pumping will not be acceptable.

10-1.13 NOT USED

10-1.14 ASPHALTIC EMULSION (PAINT BINDER)

Asphaltic emulsion (paint binder) shall conform to the provisions of Section 94, "Asphaltic Emulsions," and Section 39-4.02, "Prime Coat and Paint Binder," of the Standard Specifications and these Special Provisions.

Paint binder shall be asphaltic emulsion SS-1, applied in one application at the approximate rate of 0.05 gallons per square yard of surface covered. The exact rate of application will be determined by Engineer.

Full compensation for furnishing all labor, equipment, and materials involved in applying asphaltic emulsion as a paint binder shall be considered as included in the various contract items of work and no additional compensation will be allowed therefor.

10-1.15 ASPHALT CONCRETE

All Asphalt Concrete shown on the Plans shall conform to these Special Provisions and to the provisions in Section 39, "Asphalt Concrete," of the Standard Specifications except that the material shall be as specified herein.

Alternative 1 – Asphalt Concrete

Unless otherwise directed by Engineer, asphalt binder to be mixed with the mineral aggregate shall be steam-refined paving asphalt, performance grade, PG 64-28.

Aggregate grading shall conform to the following gradation requirements:

Sieve Sizes	Percentage Passing
2"	95-100
3/8"	90-100
No. 4	60-77
No. 8	42-60
No. 30	25-38
No. 200	5-10

S.E. = 32 minimum for all material passing No. 4 sieve. The gradation above shall be considered the "contract compliance range" as described in the Standard Specifications.

Alternative 2 – Asphalt Concrete

Asphalt concrete shall conform to Type A 1/2" maximum medium of the Standard Specifications. Asphalt binder to be mixed with the mineral aggregate shall be steam-refined paving asphalt conforming to the provisions in Section 92 "Asphalts," of the Standard Specifications and shall be PG 64-28PM.

General

Contractor shall submit an asphalt concrete mix design for each type of asphalt proposed for use on the project including sand equivalent test results, optimum bitumen content, unit weight, source of aggregate, gradation tests of aggregate, % air voids and stabilometer values for the proposed design mix to be used. The mix design shall be no older than six months, to insure that the mix supplied is consistent with the mix design. The design and test results shall be submitted to Engineer within ten (10) working days of the receipt of the Notice to Proceed and at least ten (10) working days prior to the start of paving operations. No work shall be done until the design is approved by Engineer. The mix design shall be in effect until modified by Engineer. Should a change in sources of material be made, a new mix design, and Sand Equivalent test must be established before the new material is used.

Unless otherwise directed in writing by Engineer, Contractor shall furnish and use canvas tarpaulins to cover all loads of asphalt concrete from the time that the mixture is loaded until it is discharged from the delivery vehicle.

Measurement and Payment

Measurement of asphalt concrete quantities shall be in accordance with the item descriptions containing asphalt concrete work.

Full compensation for the asphalt concrete, including supply, spreading, and compaction shall be included in the various contract items that require asphalt concrete.

10-1.16 ARTICULATED CONCRETE BLOCK

This section applies to all types of articulated block channels (ABC) included in the Contract work. Attention is directed to Section 10-1.10, "Excavation and Grading," for the specifications for permeable material and Section 10-1.23, "Erosion Control Blanket, Turf Reinforcement Mat, and Filter Fabric," for specifications related to turf reinforcement and geogrid mats of these Special Provisions.

The articulated concrete block shall conform to the details shown on the Plans, these Special Provisions, and the requirements of ASTM C90, D6684-04 and C140.

All interlocking precast concrete blocks are substantially H-shaped, having a flat bottom and, in its middle, two vertical openings of rectangular cross section and shall be manufactured as individual units which shall be packaged in a manner suitable for transportation to the jobsite. The blocks shall be shaped in such a way that each block keys into four (4) adjacent blocks. Further, the blocks are capable of being connected at the jobsite so that each individual unit is physically interlocked with six (6) surrounding blocks to resist lateral movement and uplift. The gross area of each individual block in direct contact with the protected subgrade shall be no less than one square foot.

Contractor shall place the interlocking blocks to the lines and grades as shown on the Plans and established by Engineer. The subgrade on which the ABC will be placed shall be finish graded with the use of a string line or other similar method to assure the ABC are set on smooth, straight grades consistent with the slopes and elevations shown on the Plans with no deviations along the length of the channel.

Contractor shall submit cross-sectional templates for each type of ABC to be used. The template shall be made out of plywood and match the cross-sectional area and dimensions of the ABC type prior to placement of the turf reinforcement mat and articulated concrete block. The templates shall be submitted at least five (5) working days prior to the start of channel excavation. No work shall be done until the cross-sectional template(s) for the proposed work area(s) is approved by Engineer. Attention is directed to Section 4-1.03, "Contractor Submittals," of these Special Provisions.

The articulated concrete block shall be Armorflex® 30S as manufactured by Armortec Erosion Control Solutions or approved equal.

The color of the articulated concrete block shall blend with the surroundings and shall not consist of bright, light colors such as light gray, white, or off-white. Attention is directed to Section 10-1.19, "Concrete Structures," of these Special Provisions. Contractor must submit information to identify its intended articulated concrete block manufacturer and color to be used. Attention is directed to Section 4-1.03, "Contractor Submittals," of these Special Provisions.

10-1.17 CULVERT, CMP STRUCTURES, PERFORATED PIPE, AND DRAIN BASINS

Culvert pipe shall be high-density polyethylene pipe (HDPE) or corrugated metal pipe (CMP) as specified on the Plans. All culverts shall have soil tight gasketed joints.

CMP

Corrugated metal pipe shall be steel and conform to the requirements of Section 66, "Corrugated Metal Pipe," of the Standard Specifications, and these Special Provisions. CMP structures shall be corrugated

galvanized steel pipe. Galvanizing shall conform to Section 75-1.05, "Galvanizing," of the Standard Specifications. For CMP culvert the maximum allowable horizontal deflection shall be 5 degrees.

Corrugated Metal Pipe (CMP) shall have the following minimum thickness:

STEEL THICKNESS FOR CORRUGATED METAL PIPE	
Diameter of pipe, inches	Steel Gauge thickness, minimum
6	16 gauge (0.064")
12	14 gauge (0.079")
18	14 gauge (0.079")
24	14 gauge (0.079")
30	14 gauge (0.079")
36	12 gauge (0.108")
48	12 gauge (0.108")

HDPE

HDPE pipe shall conform to AASHTO M294, "Standard Specifications for Corrugated Polyethylene Pipe 305 to 12" to 36" Diameter" and Section 64, "Plastic Pipe," of the Standard Specifications. If there are any discrepancies between these Standard Specifications and the Special Provisions, the Special Provisions shall prevail. HDPE pipe shall be Type S. The pipe and fittings shall be made of virgin PE compounds conforming to the requirements of Cell Class 324420C as defined and described in ASTM D3350. Pipe and fittings shall be installed in accordance with ASTM D-2321 and these Special Provisions.

The pipe and fittings shall be free of foreign inclusion and visible defects. For solid wall HDPE, holes of any kind in the corrugations or sidewalls shall be considered unacceptable. The ends of the pipe shall be cut squarely and cleanly so as not to adversely affect joining.

The maximum allowable deflection at a joint is 5 degrees.

HDPE Perforated Pipe

The perforated pipe shown on Sheet P-10 of the Plans shall be in accordance with Section 68-1.02K, "Perforated Plastic Pipe," of the Standard Specifications. The perforations shall be located outside the valleys of the corrugations. The specified perforation size and spacing shall be in accordance with AASHTO M294 Class II. The perforated HDPE shall be wrapped with turf reinforcement mat as specified in Section 10-1.23, "Erosion Control Blanket, Turf Reinforcement Mat, and Filter Fabric," shall be wrapped around the gravel and secured with wire.

For 24" HDPE perforated pipe, the perforations shall be circular with a maximum perforation size of 0.313 inches in diameter. The perforation configuration shall be six (6) total spaced on the cross-section at sixty (60) degrees.

Anti-seep Collars

Anti-seep collars shall be manufactured from 1/4" thick polyethylene plastic sheet. The anti-seep collar shall be reinforced in the center with a polyvinyl chloride (PVC) compression coupler welded in. An HDPE pipe is placed through the compression coupler and tightened on both sides with a compression nut. The anti-seep collar shall be installed in accordance with the manufacturer's recommended instructions and as shown on the Plans.

Anti-seep collars shall be as manufactured by Scheib Drainage Products, Inc. or approved equal.

Drain Basins

Drain Basins shall be manufactured from PVC pipe stock, utilizing a thermo-molding process to reform the pipe stock to the specified configuration. The drainage pipe connection stubs shall be manufactured from PVC pipe stock and formed to provide a watertight connection with the specified pipe system. This joint tightness shall conform to ASTM D3212 for joints for drain plastic pipe using flexible elastomeric seals. The pipe bell spigot shall be joined to the main body of the drain basin. The pipe stock used to manufacture the main body and pipe stubs of the surface drainage inlets shall meet the mechanical property requirements for fabricated fittings as described by ASTM D3034 and ASTM F1336.

The grates furnished for all surface drain basins shall be ductile iron grates for 30" size and shall be made specifically for each drain basin so as to provide a round bottom flange that closely matches the diameter of the surface drain basin. Metal used in the manufacture of the castings shall conform to ASTM A536 and ASTM A-48-83. Grates shall be provided painted black.

Drain Basins shall be as manufactured by Nyloplast a division of Advanced Drainage Systems, Inc. or approved equal.

General

Pipes shall be laid to the lines and grades shown on the Plans and established by Engineer. The subgrade on which the culverts will be placed shall be finish graded with the use of a string line or other similar method to assure the culverts are set on smooth, straight grades consistent with the slopes and elevations shown on the Plans with no deviations along the length of pipe. Compaction of bedding and backfill shall conform to Section 10-1.10, "Excavation and Grading," of these Special Provisions.

Attachment of culverts to sediment traps and to drain basins shall conform to the concrete collar detail shown on the Plans and as specified in Section 10-1.19, "Concrete Structures," of these Special Provisions. Field fabrication and prefabrication requirements for sediment traps and their attachments shall be as specified in the respective bid items. Welded joints that damage galvanizing shall be repaired with a corrosion resistant coating.

Contractor's method of operation for culvert installation shall conform to the requirements of the Traffic Control Plan and as outlined in Section 10-1.03, "Maintaining Traffic," and Section 10-1.04, "Traffic Control Plan," of these Special Provisions.

The interior of the pipeline shall be cleaned as the work progresses.

10-1.18 FLARED END SECTIONS

Flared end sections shall be galvanized prefabricated steel flared end sections and shall conform to the requirements in AASHTO M36 and M218. The flared end sections shall be equipped with galvanized toe plates.

Full compensation for furnishing all labor, materials, tools, equipment, and incidentals, and for doing all work involved in installing flared end sections, including excavation and backfill, complete and in place shall be considered as included in the contract unit price for flared end sections, and no additional compensation will be allowed therefor.

10-1.19 CONCRETE STRUCTURES

Portland Cement Concrete structures shall conform to the provisions in Section 51, "Concrete Structures," and/or Section 73, "Concrete Curbs & Sidewalks," of the Standard Specifications and these Special Provisions. Portland Cement Concrete shall conform to Section 90, "Portland Cement Concrete," of the Standard Specifications, except as noted herein.

Reinforcement shall conform to the details shown on the Plans, these Special Provisions, and Section 52, "Reinforcement," of the Standard Specifications and shall conform to the requirements of ASTM Designation A615 Grade 60.

Portland Cement shall be Type II with no mineral admixtures.

Contractor shall supply concrete mix designs for all items of work requiring concrete within fifteen (15) working days of the receipt of the Notice to Proceed and at least five (5) working days prior to the start of the concrete work associated with these items.

Concrete for sediment trap bases, concrete collars, pipe aprons, drain basin aprons, and sediment trap window aprons shall be minor concrete as defined in Section 51, "Concrete Structures," of the Standard Specifications and shall have not less than 548 pounds of cement per cubic yard. Grout shall be a six-sack mix with not less than 590 pounds of portland cement per cubic yard. Sediment trap bases shall be precast and attached to the CMP wall, as applicable, by grouting in place.

Slurry cement backfill shall conform to the provisions of Section 19-3.062, "Slurry Cement Backfill," of the Standard Specifications, except that the mix shall contain 282 pounds of cement (i.e. 3 sack mix).

Pigments for colored concrete shall comply with ASTM C979 "Pigments for Integrally Colored Concrete".

10-1.20 DEWATERING

This section outlines acceptable dewatering methods and locations for the disposal of dewatering effluent for the installation of the 36" culverts identified in the dewatering item description.

Contractor shall furnish, install, and operate pumps, pipe, appliances, and equipment of sufficient capacity to keep all excavations that require casting concrete in place or all construction that requires compaction under optimum moisture conditions free from water until the areas are backfilled and compacted in accordance with these Special Provisions. All water removed from such excavations shall be placed in a water truck(s). Contractor shall provide water truck(s) of sufficient capacity so as not to delay the dewatering operations by frequent emptying of the water truck(s). Contractor shall provide all means or facilities to conduct water to the pumps and to the water truck(s) for disposal as specified herein.

The dewatering effluent shall be discharged from the water truck(s) and applied to high land capability areas (Class 3, 4, 5, 6, 7 not SEZ = Class 1b- See Sheet L-1 of the Plans) for dust control, irrigation, or for use in the tire wash areas.

Alternatively, Contractor may discharge the dewatering effluent onto non-sensitive lands by pumping the effluent through a piping system.

The dewatering effluent shall be discharged in such a manner as to prevent erosion. Contractor shall install temporary erosion control measures where dewatering effluent is discharged as necessary to control sediment transport.

Full compensation for furnishing all labor, tools, material, and equipment necessary to dewater the above referenced excavations and areas to be compacted shall be included in the price bid for each dewatering item and no additional compensation will be made therefor.

10-1.21 ROCK SPECIFICATIONS

This section applies to all No.1 backing, rock in bottom of sediment traps, and rock checks included in the Contract work. Attention is directed to Section 10-1.10, "Excavation and Grading," of these Special Provisions for the specifications for permeable material.

This Section 10-1.21, "Rock Specifications," shall replace Section 72, "Slope Protection," of the Standard Specifications.

All rock shall conform to the following quality requirements:

<i>Test</i>	<i>California Test</i>	<i>Requirement</i>
Apparent Specific Gravity	206	2.5 min.
Absorption	206	4.2% max*
Durability Index	229	52 min.*

$$\frac{\text{Coarse Durability Index}}{\% \text{ Absorption} + 1} = \text{Durability Absorption Ratio (DAR)}$$

*Based on the formula contained herein, absorption may exceed 4.2% if DAR is greater than 10. Durability Index may be less than 52 if DAR is greater than 24.

Rock Materials. The following grading restrictions shall apply to each type of rock specified:

No. 1 Rock Backing

<u>Rock Size</u>	<u>Percent Smaller Than</u>
16"	100
12"	75-100
8"	0-20
6"	0

Percentage is based on the number of rocks per size range versus the total number of rocks in any 100 SF area. Rock size shall be measured along the smallest dimension of each rock.

Where 18" thickness of rock layering is designated on the Plans, it shall be interpreted as a nominal thickness. This means that some areas may be 16" thick, some may be 18" and some may be greater than 18" thick. In any case, in any 100 SF area of rock, the average thickness of the rock layering shall not be less than 18".

Rock shall be angular with not fewer than three fractured surfaces and of such shape as to form a stable protective structure after placement. The use of rounded cobbles will not be permitted.

All rock color shall blend with the surroundings and shall not consist of bright, light colors such as light gray, white, or off-white. At least 50% of the rock shall have at least one surface that is weathered (i.e. exhibiting signs of oxidation). Samples of acceptable rock coloring are available for viewing at County of El Dorado Department of Transportation, 924B Emerald Bay Road, in South Lake Tahoe, CA.

Application of erosion control blanket, turf reinforcement mat, or filter fabric or prior to rock placement shall be performed in accordance with other portions of these Special Provisions and in accordance with applicable Plan details.

Rock Placement for Rock Checks, No. 1 Backing for Slopes, and No. 1 Backing at Flared End Sections. On each rock, three perpendicular axes can be identified in three dimensions: a short axis, an intermediate axis, and a long axis. In order to produce the most stable and aesthetic appearing revetment, with a relatively uniform rock surface, rock shall be placed with the short axis in a vertical plane parallel to the face of the slope, the intermediate axis perpendicular to the face of the slope, and the long axis horizontal and parallel to the face of the slope. Each rock shall have a minimum of three points bearing on the rocks below and adjacent. Every effort shall be made to place the rock with the weathered surface exposed.

Rocks shall be placed so as to provide a minimum of voids. The larger rocks shall be placed in the toe course. The rock shall be placed in accordance with the lines and grades as shown on the Plans to form the specified cross section in a roughly regular surface without large cavities or excess projections above the general lines of the rock layer.

Rock Placement for No. 1 Rock Backing in STs. No. 1 rock backing shall be hand placed within the concrete base.

Compensation for furnishing and installing all rock, including all necessary disposal of excavated material, will be at the contract price per various associated items of work and no additional compensation will be allowed therefor.

10-1.22 DISTURBANCE AND REVEGETATION

Other than topsoil mix, mulch, and tackifier furnishing and application performed by Contractor, the CCC under the direction of County will perform all revegetation work including, but not limited to, slopes and pipe out of pavement, all disturbance within the filter fencing or construction limit fencing and staging areas that are disturbed. Attention is directed to Section 10-1.01, "Order of Work," of these Special Provisions for requirements regarding Contractor's cooperation with the CCC.

Contractor shall not disturb any area beyond the construction area limits shown on the Plans, and staked and fenced in the field, or disturb any areas outside of the areas to be disturbed by construction of the improvements as indicated on the Plans. Should such disturbance occur, Contractor will be liable for the following costs:

1. \$3.65/sq ft revegetation cost to be performed by the CCC's.
2. Provide mitigation of disturbance as required by TRPA.

10-1.23 EROSION CONTROL BLANKET, TURF REINFORCEMENT MAT, AND FILTER FABRIC

This section applies to the erosion control blanket, turf reinforcement mat, and filter fabric, specified to be placed underneath the various rock-lined structures, drain basins, articulated block channels, perforated pipe, and sediment traps shown on the Plans. The Table below outlines the acceptable products for each of the aforementioned applications.

APPLICATION	PRODUCT
TURF REINFORCEMENT MAT	Under No. 1 backing and rock checks; around the Class 1 Type B permeable material at perforated HDPE pipe installation; under the articulated block for ABC Types 1, 1-A, and 2-A; under the Class 1 Type B permeable material beneath the ABC Types 2-B, 2-C, 3-A, and 3-C; and, enveloping Class 1 Type B permeable material at STs and drain basin installations.
FILTER FABRIC (woven)	500X as manufactured by Mirafi, or Geotex 200ST as manufactured by Propex, or approved equal.
GEOGRID MAT	BX 1100 as manufactured by Tensar, or Fornit 20 as manufactured by Huesker, Inc., or approved equal.

The fabric shall be furnished in protective covers capable of protecting the fabric from ultraviolet rays and water.

Contractor's attention is directed to Section 10-1.24, "Temporary Erosion Control and Storm Water Pollution Plan (SWPPP)", of these Special Provisions for the filter fabric requirements associated with temporary erosion control measures.

Full compensation for furnishing and installing turf reinforcement mat, geogrid mat, and filter fabric as shown on the Plans and as specified in these Special Provisions shall be considered as included in the various items of work, and no additional compensation shall be made therefor.

10-1.24 TEMPORARY EROSION CONTROL AND STORM WATER POLLUTION PREVENTION PLAN (SWPPP)

Contractor is advised that, due to the steepness and erodability of the work area, temporary erosion control provisions of these Specifications will be strictly enforced. It is Contractor's responsibility to determine the effect that temporary erosion control measures will have on construction operations, and to fully account for this effect in the bid price for the work.

Contractor shall attend a pre-grade inspection meeting with TRPA prior to the start of any work, other than temporary erosion control installation. All temporary erosion control facilities shown on the Plans shall be in place prior to any soil disturbance or excavation.

In addition to temporary erosion control facilities shown on the Plans, Contractor shall provide additional temporary erosion control facilities as necessary to prevent adverse water quality impacts.

A fine of \$100/day will be levied against Contractor for each day Contractor delays in responding to Engineer's request to install new temporary erosion control devices and/or maintain existing temporary erosion control devices.

Requirements: Temporary erosion control requirements shall be in accordance with Tahoe Regional Planning Agency's "Best Management Practices and Ordinances" and permits for this project, the Lahontan Regional Board Order pertaining to the project, and the California Tahoe Conservancy requirements. Water quality effluent limits must be in accordance with the following values:

TRPA and Lahontan Water Quality Limits

Constituent	Surface Waters		Infiltration Systems	
	Lahontan	TRPA	Lahontan	TRPA
Total Nitrogen as N	0.5 mg/l		5 mg/l	
Dissolved Nitrogen as N		0.5 mg/l		5 mg/l
Total Phosphate as P	0.1 mg/l		1 mg/l	
Dissolved Phosphate as P		0.1 mg/l		1 mg/l
Total Iron	0.5 mg/l		4 mg/l	
Dissolved Iron		0.5 mg/l		4 mg/l
Turbidity	20 NTU		200 NTU	
Suspended Sediment		250 mg/l		
Grease & Oil	2 mg/l	2 mg/l	40 mg/l	40 mg/l

Source: Storm Water Quality Improvement Committee document

Note: Surface Water values also apply to discharges to SEZs.

Temporary erosion control shall consist of taking necessary measures to minimize erosion and resulting transport of sediment from graded or disturbed areas into natural or man-made facilities within and outside the project limits. Temporary erosion control shall continue to be effective through the completion of Work and shall be maintained as required during the course of Work.

Contractor shall install and maintain all erosion control measures shown on the plans as well as all measures required by TRPA's permit conditions, including but not limited to Best Management Practices and the following construction/grading conditions:

Construction/Grading Conditions:

Christmas Valley Phase 2B Erosion Control Project
 Contract No. PW 09-30488, CIP #95189
 April 2010

The following conditions shall be complied with during the grading and construction phase of the project:

1. All construction shall be accomplished in strict compliance with the Plans approved by TRPA.
2. The TRPA permit and final construction drawings bearing the TRPA stamp of approval shall be present on the construction site from the time construction commences to final TRPA site inspection. The permit and Plans shall be available for inspection upon request by any TRPA employee. Failure to present the TRPA permit and approved Plans may result in the issuance of a Cease and Desist Order by TRPA.
3. There shall be no grading or land disturbance performed with respect to the project between October 15 and May 1, unless proper approvals are obtained from TRPA, as provided in the limited exemption described in Subsection 4.2.A of the TRPA Code of Ordinances. Approvals from Lahontan are also required.
4. Except as provided in Subsection 64.2.B of the Code of Ordinances, there shall be no grading at any time of the year during periods of precipitation and for the resulting period of time when the site is covered with snow or is in a saturated, muddy, or unstable condition.
5. Replanting of all exposed surfaces by others, in accordance with the Plans, shall be accomplished within the first growing season following disturbance, unless an approved construction/inspection schedule establishes otherwise.
6. All trees and natural vegetation to remain on the site shall be fenced for protection. Scarring of trees shall be avoided and, if scarred, damaged areas shall be repaired with tree seal.
7. Soil and construction material shall not be tracked off the construction site. Grading operations shall cease in the event that a danger of violating this condition exists. The site shall be cleaned up and road right-of-way swept clean when necessary.
8. During grading and construction, environmental protection devices such as erosion control devices, dust control, and vegetation protection barriers shall be maintained.
9. Loose soil mounds or surfaces shall be protected from wind or water erosion by being appropriately covered when construction is not in active progress or when required by TRPA.
10. Excavated material shall be stored up grade from the excavated areas to the extent possible. No material shall be stored in any stream environment zone (SEZ land capability 1b) or wet areas as shown on Sheet L-1 of the Plans.
11. Only equipment of a size and type that, under prevailing site conditions, and considering the nature of the work to be performed, will do the least amount of damage to the environment shall be used. Construction equipment and vehicles shall be stored on pavement in the area designated on the Plans and in Section 5-1.36, "Storage of Equipment, Materials, Supplies, Etc." of these Special Provisions when not in use.
12. Washing of tires of earth moving equipment/vehicles and washing of concrete equipment shall be allowed only in the areas designated on the Plans for these specific purposes. Cleaning of vehicles or construction equipment for other purposes shall not be permitted within the project area.
13. No vehicles or heavy equipment shall be allowed in any stream environment zone, or wet area, except as authorized by TRPA. All construction equipment authorized by TRPA to work in or near SEZ areas must be steam cleaned prior to mobilization to the SEZ area and maintained in clean and good working order with maintenance logs made available to TRPA at their request.

14. All construction sites shall be winterized by October 15 to reduce water quality impacts associated with winter weather as follows:

A. For sites that will be inactive between October 15 and May 1:

- (1) Temporary erosion controls shall be installed;
- (2) Temporary vegetation protection fencing shall be installed;
- (3) Disturbed areas shall be stabilized;
- (4) Onsite construction slash and debris shall be cleaned up and removed;
- (5) Where feasible, mechanical stabilization and drainage improvements shall be installed;
and
- (6) Spoil piles shall be removed from the site.

B. For sites that will be active between October 15 and May 1, in addition to the above requirements;

- (1) Permanent mechanical erosion control devices shall be installed, including paving of driveway and parking areas; and
- (2) Parking of vehicles and storage of building materials shall be restricted to paved areas.

15. No Toxic materials shall be treated, stored, disposed of, spilled, or leaked in significant quantities within the project area. Contractor shall submit a Spill Contingency Plan in accordance with Section 5-1.36, "Storage of Equipment, Materials, Supplies, Etc.," of these Special Provisions.

The following are requirements for Best Management Practices that are to be installed and maintained to provide temporary erosion control prior to and throughout construction:

Sediment Barriers and Erosion Control Devices: Throughout the entire construction period Contractor shall be responsible for insuring that no material eroded from the site leaves the construction area via the conveyance system. Contractor shall provide adequate sediment barriers at all storm drain pipe outlets, drainage inlets and other collection points and provide adequate erosion control at channels and swales that have been graded but turf reinforcement mat, cobble, salvaged sod, or mulch, as applicable has not been installed. Sediment barriers shall be constructed in accordance with the details shown on the Plans and include weighted fiber rolls or gravel-filled rolls, filter fence, and rice straw fiber rolls. Erosion control at channels and swales shall be constructed in accordance with the details shown on the Plans and shall consist of visqueen sheeting held in place with gravel bags or gravel-filled rolls.

Contractor shall install and maintain filter fences to intercept and filter sediment-laden runoff water leaving the construction site via overland flow. Care must be taken to insure that all runoff water must pass through, not over, under or around, the filter fence. The filter fence should be constructed from material specified in this section and in a manner to filter the runoff water without overtopping, collapsing, becoming overfilled with sediment, or having runoff flows skirt around the filter fence.

Visqueen sheeting shall be overlapped with the upstream edge over the top of the downstream edge to prevent runoff from flowing underneath the visqueen.

Protection of Existing Trees and Vegetation: Protect existing trees and other vegetation indicated to remain in place, against the following: Unnecessary cutting, breaking or skinning of roots, skinning and bruising of bark, smothering of trees by stockpiling construction materials or excavated materials within drip line, excess foot or vehicular traffic, or parking of vehicles within drip line.

At areas inside the drip line of existing tree branches within the construction area tree trunks shall be wrapped with construction limit fence then wrapped with the wooden tree trunk protection in accordance with detail shown on the Plans. Boards for wooden tree trunk protection shall not be nailed to trees and Construction Limit Fence shall be placed along the work area limits and around tree drip line perimeters as shown on the Plans and staked by Engineer.

Contractor shall water trees and other vegetation to remain within limits of contract work, as required, to maintain their health during course of construction operations.

Contractor shall provide protection for roots over 1-½" diameter cut during construction operations. Contractor shall coat cut faces with emulsified asphalt, or other acceptable coating, formulated for use on damaged plant tissues. Contractor shall temporarily cover exposed roots with wet burlap to prevent roots from drying out; cover with earth as soon as possible. Contractor shall repair or replace, except where noted otherwise in these Special Provisions, trees and vegetation indicated to remain, which are damaged by construction operations, in a manner acceptable to Engineer at Contractor's expense.

Tire Wash Areas: Throughout the entire construction period, Contractor shall ensure that tracking of sediment to public streets outside the project area is minimized by cleaning all earth moving equipment/vehicles at a tire wash area before leaving the project site (i.e. entering State Route 89).

Concrete Wash Areas: Contractor shall ensure that concrete equipment is washed out only at the designated concrete wash areas. The concrete wash area shall be sized for washing all concrete equipment without overtopping the wash area.

Materials:

Gravel Bags shall be non-woven polypropylene geotextile or comparable polymer and shall conform to the following requirements:

Specification	Requirements
Mass per unit area, ounces per square yard, min. ASTM Designation: D 5261	8.0
Grab tensile strength (1 inch grip), pounds, min. ASTM Designation: D4632*	200
Ultraviolet stability, percent tensile strength retained after 500 hours, ASTM Designation: D4355, xenon arc lamp method	70

* or appropriate test method for specific polymer

Gravel bags shall be between 24 inches and 32 inches in length, and between 16 inches and 20 inches in width. Yarn used for binding gravel bags shall be as recommended by the manufacturer or bag supplier and shall be of a contrasting color.

Gravel shall be ½" to 1" and shall be clean and free from clay balls, organic matter, and other deleterious materials. The opening of gravel-filled bags shall be secured to prevent gravel from escaping. Gravel-filled bags shall be between 26 pounds and 45 pounds in mass.

Gravel-filled rolls shall be wrapped in woven high-density polyethylene with heat welded seams and shall contain ¼" gravel.

Filter fence shall be constructed with metal fence posts, #14 gauge chicken wire, and covered with filter fence material, Geotex 2130 as manufactured by Propex, or 100X as manufactured by Mirafi, or approved equal.

Visqueen shall be 6 mil polyethylene sheeting wide enough to cover the swale or channel cross section plus one-foot either side of the top of the swale or channel bank. To contain sediment and control erosion in an emergency (such as a heavy rainstorm), Contractor shall have on site 6 mil polyethylene film in a sufficient amount to cover all spoils. Contractor shall maintain the polyethylene film cover over the stockpile of materials in the staging/storage areas when not accessing the stockpile. The film shall be secured to remain in place during storm events. The costs associated with covering stockpiles of materials and securing the film in place shall be included in the unit prices bid for the various temporary erosion control items with no additional compensation therefor.

Weighted fiber rolls shall be eight inches in diameter and shall consist of a machined mat or blanket of shaved aspen wood curled excelsior with a weighted inner core contained in a photodegradable, extruded, high visibility netting tube with a handle on each end. Eighty percent of the excelsior material shall consist of fibers at least 6 inches in length. The fiber roll shall be contained in a tubular orange-colored netting knotted at each end made from 85% high-density polyethylene and 14% ethyl vinyl acetate with titanium oxide for UV inhibition.

Rice Fiber Rolls (also known as straw wattles) shall be at least eight inches in diameter and shall be an Earth Savers wattle as manufactured by R.H. Dyck, Inc. or Rice Straw Fiber Roll as manufactured by Kristar or approved equal. Wood stakes for securing rice straw fiber rolls shall be untreated fir, redwood, cedar, or pine, shall be cut from sound timber, and shall be straight and free of loose or unsound knots and other defects which would render them unfit for the purpose intended.

Woven Filter Fabric for concrete wash shall be Geotex 2130 as manufactured by Propex or 100X as manufactured by Mirafi, or approved equal.

Class 1 Types A and B Permeable rock filter shall conform to Section 10-1.10D, "Excavation and Grading," of these Special Provisions.

Tree Protection and Construction Limit Fence shall be constructed with high-density polyethylene open pattern safety barrier fence or metal mesh fence and shall be at least 48 inches high. Additional tree protection where fence cannot be placed at tree dripline shall be 2" x 4" x 8' wooden boards tied together by wire or rope laced through staples attached to boards. Wooden fence shall be bound to tree with wire or rope at three locations minimum. Construction Limit Fence shall be wrapped around the tree trunk prior to wrapping the wooden tree trunk protection around the trunk.

Maintenance of Sediment Barriers:

General

Engineer will take periodic turbidity readings of the effluent discharging from all filtering devices. If the effluent levels fall below the allowable limits listed above, Contractor shall take appropriate measures to bring the effluent levels within the allowable limits. These measures include removing deposited sediment from filter fencing, and other filter materials (e.g. weighted fiber rolls, gravel-filled rolls, or rice fiber rolls) after each storm and cleaning or replacing filter materials. The sediment removed shall be disposed of in accordance with Section 10-1.10, "Excavation and Grading," of these Special Provisions.

Specific

Temporary gravel bags shall be repaired or replaced on the same day when the damage occurs. Damage to the temporary gravel bag resulting from Contractor's vehicles, equipment, or operations shall be repaired at Contractor's expense. Gravel bags or gravel-filled rolls shall be replaced when the bag material or roll material is ruptured or when the yarn has failed, allowing the bag contents to spill out.

Filter fence shall be repaired or replaced on the same day when the damage occurs. Damage to the filter fence resulting from Contractor's vehicles, equipment, or operations shall be repaired at Contractor's expense.

Rice straw fiber roll and weighted fiber rolls shall be maintained to disperse concentrated water runoff and to reduce runoff velocities. Split, torn, or unraveling rolls shall be repaired or replaced. Where applicable, broken or split stakes shall be replaced. Sagging or slumping fiber rolls shall be repaired with additional stakes or replaced. Locations where rills and other evidence of concentrated runoff have occurred beneath the rolls shall be corrected. Rice straw fiber roll and weighted fiber rolls shall be repaired or replaced on the same day when the damage occurs. Damage to the temporary fiber rolls resulting from Contractor's vehicles, equipment, or operations shall be repaired at Contractor's expense.

Filter Fabric shall be repaired or replaced the same day damage occurs. Damage to the filter fabric resulting from Contractor's vehicles, equipment, or operations shall be repaired at Contractor's expense.

Maintenance of Tire Wash Areas: Engineer will take periodic turbidity readings of the effluent discharging from the tire wash areas. If effluent limits for turbidity are exceeded, Contractor shall take the appropriate measures to bring the effluent limits into compliance. These measures include flushing the area to remove clogging of gravel bags or gravel-filled rolls and replacing Class 1 Type A Permeable Material filter medium.

Maintenance and replacement of gravel bags or gravel-filled rolls used in Tire Wash Areas shall conform to the requirements outlined above under Maintenance of Sediment Barriers.

Maintenance of Concrete Wash Areas: Contractor shall vacuum or otherwise clean the concrete wash areas as necessary to prevent overtopping of these facilities and before removing the woven filter fabric when the concrete wash area is no longer needed. Contractor shall remove hardened concrete and dispose of it in accordance with Section 10-1.10, "Excavation and Grading," of these Special Provisions and replace Class 1 Type A Permeable rock filter as necessary to keep the facility functional. After the facility is vacuumed and hardened concrete is removed, Contractor shall return the facility to a functional condition.

Maintenance and replacement of rice fiber rolls and woven filter fabric used in Concrete Wash Areas shall conform to the requirements outlined above under Maintenance of Sediment Barriers.

Removal: Except where noted otherwise in the Item descriptions, remove temporary erosion control measures only when all permanent structural and permanent erosion control measures have been implemented, and where designated elsewhere in these Special Provisions, upon approval by TRPA. Ground disturbance, including holes and depressions, caused by the installation and removal of the temporary erosion control measures shall be backfilled and compacted.

Payment for compliance with this section shall be considered as included in the applicable Items and no additional compensation will be made therefor.

10-1.25 CLEANUP

This section describes the cleanup of construction areas associated with the erosion control construction:

Cleanup and Dressing: After all of the work indicated on the Plans and Specifications is complete and before final acceptance of the project, the entire construction site including areas used for storage of supplies and equipment shall be neatly finished to the lines and grades shown on the Plans. Slopes shall be graded so as to produce a slightly roughened (natural) appearance without damaging the existing or new improvements, trees, and shrubs.

Machine dressing shall be supplemented by hand work as necessary. At the completion of dressing, the project shall appear uniform in all respects. Trash of any kind shall be removed from the construction site and disposed of at Contractor's expense and all culverts shall be cleaned, unless otherwise directed by Engineer. All temporary erosion control devices shall be cleaned first and then removed unless noted otherwise. All pavement surfaces whether new or old shall be thoroughly cleaned by watering and sweeping.

No direct compensation shall be paid for cleanup work and Contractor shall include cleanup work as a part of the items of work.

10-1.26 SHORING AND EXCAVATION PLAN

Attention is directed to Sections 5-1.02A, "Excavation and Safety Plans," and 7-1.01E, "Trench Safety," of the Standard Specifications and OSHA 29 CFR Part 1926 Construction Industry Regulations and these Special Provisions.

Contractor shall provide a safe means of egress in trenches/excavations five (5) feet deep and greater by the use of sheeting, shoring and bracing, sloping the sides of the trenches/excavations, or equivalent method.

Contractor shall submit a detailed plan showing the design of the sheeting, shoring and bracing, or equivalent method which Contractor proposes to use during construction to Engineer in accordance with

Section 5-1.02A, "Excavation Safety Plans," of the Standard Specifications, except that this plan shall be submitted to Engineer within five (5) working days prior to any proposed work requiring protection. No excavation or trenching requiring protection shall commence until the "Shoring and Excavation Plan" is acknowledged by Engineer.

Nothing in this provision shall be construed to impose tort liability on County or any of its employees.

If the Engineer determines that resources sufficient to bring the Contractor in compliance with this section "Shoring and Excavation Plan" have not been allocated, Engineer may redirect any and all of the Contractor's resources available at the project site toward this effort. In the event that Engineer redirects resources due to Contractor's non-compliance with the provisions of this section, "Shoring and Excavation Plan", the County will not be responsible for any delays to the Contractor's schedule resulting from the reallocation, and no compensation shall be made therefor.

The following excavations require the use of sheeting, shoring and bracing, or equivalent method rather than sloping the sides of the excavation:

SHEET	STRUCTURE DESCRIPTION	APPROX. STATION
P-1	30" Drain Basin	STA 11+21.14
P-2	30" Drain Basin	STA 11+39.65
	30" Drain Basin	STA 11+92.10
	30" Drain Basin	STA 14+92.45
	30" Drain Basin	STA 15+49.08
P-4	48" Sediment Trap	STA 11+93.64
	48" Sediment Trap	STA 14+57.16
	30" Drain Basin	STA 15+46.08
P-5	30" Drain Basin	STA 16+09.60
	30" Drain Basin	STA 18+07.42
	30" Drain Basin	STA 18+54.11
	30" Drain Basin	STA 20+53.50
	30" Drain Basin	STA 21+00.02
P-9	30" Drain Basin	STA 11+38.70
	30" Drain Basin	STA 12+18.90
	30" Drain Basin	STA 15+84.22
	30" Drain Basin	STA 16+26.02
	30" Drain Basin	STA 16+81.88
P-10	30" Drain Basin	STA 10+25.46
	30" Drain Basin	STA 11+06.00
	30" Drain Basin	STA 11+57.26
	24" HDPE Perforated Pipe	STA 10+26.71 to STA 11+04.75
	24" HDPE Perforated Pipe	STA 11+58.51 to approx. STA 12+00

For all other trenches/excavations, unless sloping the sides of the trench/excavation causes no disturbance to the existing adjacent slopes and vegetation and does not extend beyond County right-of-way and/or the construction limit fence, Contractor shall shore or brace the trenches/excavations.

The costs associated with installing sheeting, shoring and bracing, sloping the sides of the trenches/excavations or equivalent method for trenches/excavations five feet deep and greater shall be paid for in accordance with the lump sum price bid for Item "Trench and Excavation Safety" and no additional compensation will be made. Contractor's attention is directed to Section 5-1.50, "Local, State, and Federal Agencies' Conditions of Approval and Permits," of these Special Provisions regarding permitting and Section 10-1.22, "Disturbance and Revegetation," of these Special Provisions regarding violation of the above requirements such that disturbance results.

10-1.27 TIMBER REMOVAL PRACTICES

1. Prior to timber harvest, all project temporary erosion control devices must be in place.

2. All care must be taken to minimize damage to trees and other vegetation not marked for removal. If such occurs, damaged vegetation will be removed at Contractor expense. Revegetation of the area will be in accordance with Section 10-1.22, "Disturbance and Revegetation," of these Special Provisions.
3. Contractor shall be liable for damage to utility service lines, fences or other structures.
4. Trees shall be felled to minimize disturbance to surrounding vegetation and traffic flow.
5. Contractor shall be responsible for all traffic control during timber harvest where applicable in accordance with the California MUTCD. This shall include, but is not limited to, two flaggers in constant eye or radio contact. Contractor shall also coordinate traffic control with the emergency service providers.
6. Trees noted to be removed must be cut to stump height sufficient for subsequent easy stump removal to a depth of 2 feet below the bottom of the proposed improvements if the stump and roots will interfere with the installation of the improvements.
7. Within a SEZ, trees to be removed must be felled, bucked to firewood length, and the green wood covered tightly with plastic and left in place, if not removed within 48 hours. Tree removal from the area shall occur when soil is dry and stable. Lengths shall be winched out, lifted with a cherry picker, or carried by hand. No mechanical equipment for tree removal shall be operated within an SEZ (Sheet L-1 of the Plans denotes the SEZ areas).
8. All wood products for resale must be removed from the site prior to resale.
9. All trees marked for removal must be removed from the site within 48 hours to reduce the spread of insects.
10. Contractor is responsible for complete site cleanup, including slash disposal. No slash may be stored or burned on site.

Other Requirements:

1. Contractor shall obtain a Timber Operator's License from the California Department of Forestry and Fire Protection (CAL FIRE) prior to starting work if the fuel wood or timber is to be sold.
2. Contractor must meet all County requirements for comprehensive and liability insurance prior to starting work.

SECTION 11. (NOT USED)

SECTION 12. (NOT USED)

SECTION 13. (NOT USED)

SECTION 14. FEDERAL PREVAILING WAGES

14-1.01 GENERAL

The work will be funded, in part, with Federal funds. The Federal Minimum Wages are included hereinafter and incorporated by reference, and are intended to comply with the federal requirements for partially federally funded projects, where applicable.

FEDERAL PREVAILING WAGES

General Decision Number: CA100009 03/12/2010 CA9

Superseded General Decision Number: CA20080009

State: California

Construction Types: Building, Heavy (Heavy and Dredging) and Highway

Counties: Alpine, Amador, Butte, Colusa, El Dorado, Glenn, Lassen, Marin, Modoc, Napa, Nevada, Placer, Plumas, Sacramento, Shasta, Sierra, Siskiyou, Solano, Sonoma, Sutter, Tehama, Trinity, Yolo and Yuba Counties in California.

BUILDING CONSTRUCTION PROJECTS (excluding Amador County only);
 DREDGING CONSTRUCTION PROJECTS (does not include hopper dredge work);
 HEAVY CONSTRUCTION PROJECTS (does not include water well drilling);
 AND HIGHWAY CONSTRUCTION PROJECTS

Modification Number	Publication Date
0	03/12/2010

* ASBE0016-001 01/01/2010

AREA 1: ALAMEDA, CONTRA COSTA, LAKE, MARIN, MENDOCINO, MONTEREY, NAPA, SAN BENITO, SAN FRANCISCO, SAN MATEO, SANTA CLARA, SANTA CRUZ, SOLANO, & SONOMA COUNTIES

AREA 2: ALPINE, AMADOR, BUTTE, CALAVERAS, COLUSA, DEL NORTE, EL DORADO, FRESNO, GLENN, HUMBOLDT, KINGS, LASSEN, MADERA, MARIPOSA, MERCED, MODOC, MONO, NEVADA, PLACER, PLUMAS, SACRAMENTO, SAN JOAQUIN, SHASTA, SIERRA, SISKIYOU, STANISLAU, SUTTER, TEHEMA, TRINITY, TULARE, TUOLUMNE, YOLO, & YUBA COUNTIES

	Rates	Fringes
Asbestos Workers/Insulator (Includes the application of all insulating materials, Protective Coverings, Coatings, and Finishes to all types of mechanical systems)		
Area 1.....	\$ 50.43	16.66
Area 2.....	\$ 39.78	16.66

* ASBE0016-007 01/01/2010

	Rates	Fringes
Asbestos Removal worker/hazardous material handler (Includes preparation, wetting, stripping, removal, scrapping, vacuuming, bagging Christmas Valley Phase 2B Erosion Control Project Contract No. PW 09-30488, CIP #95189 April 2010		

and disposing of all
insulation materials from
mechanical systems, whether
they contain asbestos or not)....\$ 15.18 2.80

BOIL0549-002 01/01/2009

	Rates	Fringes
BOILERMAKER		
(1) Marin & Solano Counties..\$ 40.17		22.32
(2) Remaining Counties.....\$ 37.01		22.25

BRCA0003-001 08/01/2008

	Rates	Fringes
MARBLE FINISHER.....\$ 28.02		12.12

BRCA0003-004 05/01/2009

AREA 1: ALPINE, AMADOR, BUTTE, COLUSA, EL DORADO, GLENN,
LASSEN, MODOC, NEVADA, PLACER, PLUMAS, SACRAMENTO, SHASTA,
SIERRA, SUTTER, TEHAMA, YOLO AND YUBA COUNTIES

AREA 2: MARIN, NAPA, SISKIYOU, SOLANO, SONOMA AND TRINITY
COUNTIES

	Rates	Fringes
BRICKLAYER		
AREA 1.....\$ 33.49		16.00
AREA 2.....\$ 38.73		18.97

SPECIALTY PAY:

- (A) Underground work such as tunnel work, sewer work,
manholes, catch basins, sewer pipes and telephone conduit
shall be paid \$1.25 per hour above the regular rate. Work
in direct contact with raw sewage shall receive \$1.25 per
hour in addition to the above.
- (B) Operating a saw or grinder shall receive \$1.25 per hour
above the regular rate.
- (C) Gunite nozzle person shall receive \$1.25 per hour above
the regular rate.

BRCA0003-008 07/01/2009

	Rates	Fringes
TERRAZZO FINISHER.....\$ 30.25		11.57
TERRAZZO WORKER/SETTER.....\$ 38.93		19.32

BRCA0003-010 04/01/2009

	Rates	Fringes
TILE FINISHER		
Area 1.....\$ 21.08		8.62
Area 2.....\$ 21.16		11.02

Area 3.....	\$ 21.34	10.89
Area 4.....	\$ 20.83	10.37
Tile Layer		
Area 1.....	\$ 35.95	10.42
Area 2.....	\$ 34.31	12.12
Area 3.....	\$ 38.51	12.17
Area 4.....	\$ 35.35	12.12

AREA 1: Butte, Colusa, El Dorado, Glenn, Lassen, Modoc,
Nevada, Placer, Plumas, Sacramento, Shasta, Sierra, Sutter,
Tehema, Yolo, Yuba
AREA 2: Alpine, Amador
AREA 3: Marin, Napa, Solano, Siskiyou
AREA 4: Sonoma

BRCA0003-014 08/01/2008

	Rates	Fringes
MARBLE MASON.....	\$ 39.22	18.58

CARP0034-001 07/01/2009

	Rates	Fringes
Diver		
Assistant Tender, ROV		
Tender/Technician.....	\$ 35.75	24.16
Diver standby.....	\$ 40.33	24.16
Diver Tender.....	\$ 39.33	24.16
Diver wet.....	\$ 80.66	24.16
Manifold Operator (mixed gas).....	\$ 44.33	24.16
Manifold Operator (Standby).....	\$ 39.33	24.16

DEPTH PAY (Surface Diving):
050 to 100 ft \$2.00 per foot
101 to 150 ft \$3.00 per foot
151 to 220 ft \$4.00 per foot

SATURATION DIVING:
The standby rate shall apply until saturation starts. The saturation diving rate applies when divers are under pressure continuously until work task and decompression are complete. The diver rate shall be paid for all saturation hours.

DIVING IN ENCLOSURES:
Where it is necessary for Divers to enter pipes or tunnels, or other enclosures where there is no vertical ascent, the following premium shall be paid: Distance traveled from entrance 26 feet to 300 feet: \$1.00 per foot. When it is necessary for a diver to enter any pipe, tunnel or other enclosure less than 48" in height, the premium will be \$1.00 per foot.

WORK IN COMBINATION OF CLASSIFICATIONS:
Employees working in any combination of classifications within the diving crew (except dive supervisor) in a shift are paid in the classification with the highest rate for

that shift.

CARP0034-003 07/01/2009

	Rates	Fringes
Piledriver.....	\$ 35.75	24.16

CARP0035-001 08/01/2009

AREA 1: MARIN, NAPA, SOLANO & SONOMA

AREA 3: SACRAMENTO

AREA 4: ALPINE, BUTTE, COLUSA, EL DORADO, GLENN, LASSEN,
MODOC, NEVADA, PLACER, PLUMAS, SHASTA, SIERRA, SISKIYOU,
SUTTER, TEHAMA, TRINITY, YOLO & YUBA

	Rates	Fringes
Drywall Installers/Lathers:		
Area 1.....	\$ 36.50	21.40
Area 3.....	\$ 30.22	21.40
Area 4.....	\$ 29.77	21.40
Drywall Stocker/Scrapper		
Area 1.....	\$ 18.25	13.29
Area 3.....	\$ 15.11	13.29
Area 4.....	\$ 14.89	13.29

CARP0035-004 07/01/2009

AREA 1: Marin, Napa, Solano, Sonoma Counties

AREA 3: Sacramento

AREA 4: Alpine, Amador, Butte, Colusa, El Dorado, Glenn,
Lassen, Modoc, Nevada, Placer, Plumas, Shasta, Sierra,
Siskiyou, Sutter, Tehama, Trinity, Yolo, Yuba counties

	Rates	Fringes
Carpenters:		
AREA 1:		
(1) Carpenter.....	\$ 36.50	20.96
(2) Hardwood Floor Layer, Shingler, Power Saw Operator, Steel Scaffold & Steel Shoring Erector, Saw Filer.....	\$ 36.65	20.96
(3) Bridge Builder.....	\$ 36.50	20.96
(4) Millwright.....	\$ 36.60	22.55
AREA 3:		
(1) Carpenter.....	\$ 29.72	20.96
(2) Hardwood Floor Layer, Shingler, Power Saw Operator, Steel Scaffold & Steel Shoring Erector, Saw Filer.....	\$ 29.87	20.96

(3) Bridge Builder.....	\$ 36.50	20.96
(4) Millwright.....	\$ 32.22	22.55
AREA 4:		
(1) Carpenter.....	\$ 29.27	20.96
(2) Hardwood Floor Layer, Shingler, Power Saw Operator, Steel Scaffold & Steel Shoring Erector, Saw Filer.....	\$ 29.42	20.96
(3) Bridge Builder.....	\$ 36.50	20.96
(4) Millwright.....	\$ 31.77	22.55

 CARP0035-010 07/01/2009

AREA 1: Marin, Napa, Solano & Sonoma Counties

AREA 2: Alpine, Butte, Colusa, El Dorado, Glenn, Lassen, Modoc,
 Nevada, Placer, Plumas, Sacramento, Shasta, Sierra, Siskiyou,
 Sutter, Tehama, Trinity, Yolo & Yuba Counties

	Rates	Fringes
Modular Furniture Installer		
Area 1		
Installer I.....	\$ 21.60	13.89
Installer II.....	\$ 18.17	13.89
Lead Installer.....	\$ 25.05	14.39
Master Installer.....	\$ 29.27	14.39
Area 2		
Installer I.....	\$ 18.00	13.89
Installer II.....	\$ 15.23	13.89
Lead Installer.....	\$ 20.80	14.39
Master Installer.....	\$ 24.22	14.39

 ELEC0006-002 12/01/2008

MARIN, NAPA, SOLANO & SONOMA COUNTIES

	Rates	Fringes
Sound & Communications		
Installer.....	\$ 29.87	3%+11.95
Technician.....	\$ 34.01	3%+11.95

SCOPE OF WORK INCLUDES-

SOUND & VOICE TRANSMISSION (Music, Intercom, Nurse Call,
 Telephone); FIRE ALARM SYSTEMS [excluding fire alarm work
 when installed in raceways (including wire and cable
 pulling) and when performed on new or major remodel
 building projects or jobs],
 TELEVISION & VIDEO SYSTEMS, SECURITY SYSTEMS, COMMUNICATIONS
 SYSTEMS that transmit or receive information and/or control
 systems that are intrinsic to the above.

EXCLUDES-

Excludes all other data systems or multiple systems which
 include control function or power supply; excludes
 installation of raceway systems, line voltage work,
 industrial work, life-safety systems (all buildings having

floors located more than 75' above the lowest floor level having building access); excludes energy management systems.

 ELEC0180-001 06/01/2009

NAPA AND SOLANO COUNTIES

	Rates	Fringes
CABLE SPLICER.....	\$ 45.84	3%+17.91
ELECTRICIAN.....	\$ 40.75	3%+17.91

 ELEC0340-002 12/01/2009

ALPINE, AMADOR, BUTTE, COLUSA, EL DORADO, GLENN, LASSEN, NEVADA, PLACER, PLUMAS, SACRAMENTO, TRINITY, YOLO, YUBA COUNTIES

	Rates	Fringes
Communications System		
Sound & Communications		
Installer.....	\$ 24.13	3%+10.15
Sound & Communications		
Technician.....	\$ 27.75	3%+10.15

SCOPE OF WORK

Includes the installation testing, service and maintenance, of the following systems which utilize the transmission and/or transference of voice, sound, vision and digital for commercial, education, security and entertainment purposes for the following TV monitoring and surveillance, background-foreground music, intercom and telephone interconnect, inventory control systems, microwave transmission, multi-media, multiplex, nurse call system, radio page, school intercom and sound, burglar alarms, and low voltage master clock systems.

A. SOUND AND VOICE TRANSMISSION/TRANSFERENCE SYSTEMS
 Background foreground music Intercom and telephone interconnect systems, Telephone systems, Nurse call systems, Radio page systems, School intercom and sound systems, Burglar alarm systems, Low voltage master clock systems, Multi-media/multiplex systems, Sound and musical entertainment systems, RF systems, Antennas and Wave Guide.

B. FIRE ALARM SYSTEMS
 Installation, wire pulling and testing

C. TELEVISION AND VIDEO SYSTEMS Television monitoring and surveillance systems, Video security systems, Video entertainment systems, Video educational systems, Microwave transmission systems, CATV and CCTV

D. SECURITY SYSTEMS Perimeter security systems
 Vibration sensor systems Card access systems Access control systems Sonar/infrared monitoring equipment

E. COMMUNICATIONS SYSTEMS THAT TRANSMIT OR RECEIVE INFORMATION AND/OR CONTROL SYSTEMS THAT ARE INTRINSIC TO THE ABOVE LISTED SYSTEMS SCADA (Supervisory Control and Data Acquisition) PCM (Pulse Code Modulation) Inventory Control Systems Digital Data Systems Broadband and Baseband and Carriers Point of Sale Systems VSAT Data Systems Data Communication Systems RF and Remote Control Systems Fiber Optic Data Systems WORK EXCLUDED Raceway systems are not covered (excluding Ladder-Rack for the purpose of the above listed systems). Chases and/or nipples (not to exceed 10 feet) may be installed on open wiring systems. Energy management systems. SCADA (Supervisory Control and Data Acquisition) when not intrinsic to the above listed systems (in the scope). Fire alarm systems when installed in raceways (including wire and cable pulling) shall be performed at the electrician wage rate, when either of the following two (2) conditions apply:

1. The project involves new or major remodel building trades construction.
2. The conductors for the fire alarm system are installed in conduit.

 ELEC0340-003 12/01/2009

ALPINE (West of Sierra Mt. Watershed), AMADOR, BUTTE, COLUSA, EL DORADO (West of Sierra Mt. Watershed), GLENN, LASSEN, NEVADA (West of Sierra Mt. Watershed), PLACER, PLUMAS, SACRAMENTO, SHASTA, SIERRA (West of Sierra Mt. Watershed), SUTTER, TEHAMA, TRINITY, YOLO & YUBA COUNTIES

	Rates	Fringes
ELECTRICIAN		
Remaining area.....	\$ 38.43	3%+12.45
Sierra Army Depot, Herlong..	\$ 48.04	3%+12.45
Tunnel work.....	\$ 40.35	3%+12.45

CABLE SPLICER: Receives 110% of the Electrician basic hourly rate.

 ELEC0401-005 12/01/2009

ALPINE (east of the main watershed divide), EL DORADO (east of the main watershed divide), NEVADA (east of the main watershed), PLACER (east of the main watershed divide) and SIERRA (east of the main watershed divide) COUNTIES:

	Rates	Fringes
ELECTRICIAN.....	\$ 35.40	13.02+3%

 ELEC0551-004 06/01/2009

MARIN AND SONOMA COUNTIES

	Rates	Fringes
--	-------	---------

ELECTRICIAN.....\$ 44.00 3%+13.00

ELEC0659-006 01/01/2010

MODOC and SISKIYOU COUNTIES

	Rates	Fringes
ELECTRICIAN.....	\$ 29.78	3%+13.30

ELEC0659-008 08/01/2009

MODOC & SISKIYOU COUNTIES

	Rates	Fringes
Line Construction		
(1) Cable Splicer.....	\$ 46.41	12.39
(2) Lineman, Pole Sprayer, Heavy Line Equipment Man....	\$ 41.44	12.28
(3) Tree Trimmer.....	\$ 29.12	9.43
(4) Line Equipment Man.....	\$ 35.64	9.86
(5) Powdermen, Jackhammermen.....	\$ 31.08	9.48
(6) Groundman.....	\$ 29.01	9.42

ELEC1245-004 06/01/2009

ALL COUNTIES EXCEPT MODOC & SISKIYOU

	Rates	Fringes
LINE CONSTRUCTION		
(1) Lineman; Cable splicer..	\$ 44.47	13.11
(2) Equipment specialist (operates crawler tractors, commercial motor vehicles, backhoes, trenchers, cranes (50 tons and below), overhead & underground distribution line equipment).....	\$ 35.52	12.07
(3) Groundman.....	\$ 27.17	11.82
(4) Powderman.....	\$ 39.71	12.23

HOLIDAYS: New Year's Day, M.L. King Day, Memorial Day,
Independence Day, Labor Day, Veterans Day, Thanksgiving Day
and day after Thanksgiving, Christmas Day

ELEV0008-001 01/01/2010

	Rates	Fringes
ELEVATOR MECHANIC.....	\$ 54.89	20.035

FOOTNOTE:

PAID VACATION: Employer contributes 8% of regular hourly rate as vacation pay credit for employees with more than 5 years of service, and 6% for 6 months to 5 years of service.
PAID HOLIDAYS: New Years Day, Memorial Day, Independence Day,

Labor Day, Veterans Day, Thanksgiving Day, Friday after Thanksgiving, and Christmas Day.

ENGI0003-008 07/01/2009

	Rates	Fringes
Dredging: (DREDGING: CLAMSHELL & DIPPER DREDGING; HYDRAULIC SUCTION DREDGING:)		
AREA 1:		
(1) Leverman.....	\$ 38.94	22.58
(2) Dredge Dozer; Heavy duty repairman.....	\$ 33.98	22.58
(3) Booster Pump Operator; Deck Engineer; Deck mate; Dredge Tender; Winch Operator.....	\$ 32.86	22.58
(4) Bargeman; Deckhand; Fireman; Leveehand; Oiler..	\$ 29.56	22.58
AREA 2:		
(1) Leverman.....	\$ 40.94	22.58
(2) Dredge Dozer; Heavy duty repairman.....	\$ 35.98	22.58
(3) Booster Pump Operator; Deck Engineer; Deck mate; Dredge Tender; Winch Operator.....	\$ 34.86	22.58
(4) Bargeman; Deckhand; Fireman; Leveehand; Oiler..	\$ 31.56	22.58

AREA DESCRIPTIONS

AREA 1: ALAMEDA, BUTTE, CONTRA COSTA, KINGS, MARIN, MERCED,
NAPA, SACRAMENTO, SAN BENITO, SAN FRANCISCO, SAN JOAQUIN,
SAN MATEO, SANTA CLARA, SANTA CRUZ, SOLANO, STANISLAUS,
SUTTER, YOLO, AND YUBA COUNTIES

AREA 2: MODOC COUNTY

THE REMAINING COUNTIES ARE SPLIT BETWEEN AREA 1 AND AREA 2
AS NOTED BELOW:

ALPINE COUNTY:

Area 1: Northernmost part
Area 2: Remainder

CALAVERAS COUNTY:

Area 1: Remainder
Area 2: Eastern part

COLUSA COUNTY:

Area 1: Eastern part
Area 2: Remainder

ELDORADO COUNTY:

Area 1: North Central part
Area 2: Remainder

FRESNO COUNTY:

Area 1: Remainder

Area 2: Eastern part

GLENN COUNTY:

Area 1: Eastern part

Area 2: Remainder

LASSEN COUNTY:

Area 1: Western part along the Southern portion of border
with Shasta County

Area 2: Remainder

MADERA COUNTY:

Area 1: Except Eastern part

Area 2: Eastern part

MARIPOSA COUNTY

Area 1: Except Eastern part

Area 2: Eastern part

MONTERREY COUNTY

Area 1: Except Southwestern part

Area 2: Southwestern part

NEVADA COUNTY:

Area 1: All but the Northern portion along the border of
Sierra County

Area 2: Remainder

PLACER COUNTY:

Area 1: All but the Central portion

Area 2: Remainder

PLUMAS COUNTY:

Area 1: Western portion

Area 2: Remainder

SHASTA COUNTY:

Area 1: All but the Northeastern corner

Area 2: Remainder

SIERRA COUNTY:

Area 1: Western part

Area 2: Remainder

SISKIYOU COUNTY:

Area 1: Central part

Area 2: Remainder

SONOMA COUNTY:

Area 1: All but the Northwestern corner

Area 2: Remainder

TEHAMA COUNTY:

Area 1: All but the Western border with Mendocino & Trinity
Counties

Area 2: Remainder

TRINITY COUNTY:

Area 1: East Central part and the Northeastern border with Shasta County
Area 2: Remainder

TUOLUMNE COUNTY:

Area 1: Except Eastern part
Area 2: Eastern part

* ENGI0003-018 06/29/2009

"AREA 1" WAGE RATES ARE LISTED BELOW

"AREA 2" RECEIVES AN ADDITIONAL \$2.00 PER HOUR ABOVE AREA 1 RATES.

SEE AREA DEFINITIONS BELOW

	Rates	Fringes
OPERATOR: Power Equipment (Undefined) (AREA 1:)		
GROUP 1.....	\$ 37.77	21.69
GROUP 2.....	\$ 36.24	21.69
GROUP 3.....	\$ 34.76	21.69
GROUP 4.....	\$ 33.38	21.69
GROUP 5.....	\$ 32.11	21.69
GROUP 6.....	\$ 30.79	21.69
GROUP 7.....	\$ 29.65	21.69
GROUP 8.....	\$ 28.51	21.69
GROUP 8-A.....	\$ 28.30	21.69
OPERATOR: Power Equipment (Undefined) (Cranes and Attachments - AREA 1:)		
GROUP 1		
Cranes.....	\$ 38.65	21.69
Oiler.....	\$ 29.39	21.69
Truck crane oiler.....	\$ 31.68	21.69
GROUP 2		
Cranes.....	\$ 36.89	21.69
Oiler.....	\$ 29.18	21.69
Truck crane oiler.....	\$ 31.42	21.69
GROUP 3		
Cranes.....	\$ 35.14	21.69
Hydraulic.....	\$ 30.79	21.69
Oiler.....	\$ 28.90	21.69
Truck Crane Oiler.....	\$ 31.18	21.69
OPERATOR: Power Equipment (Undefined) (Piledriving - AREA 1:)		
GROUP 1		
Lifting devices.....	\$ 38.99	21.69
Oiler.....	\$ 29.73	21.69
Truck crane oiler.....	\$ 32.01	21.69
GROUP 2		
Lifting devices.....	\$ 37.17	21.69
Oiler.....	\$ 29.46	21.69
Truck Crane Oiler.....	\$ 31.76	21.69
GROUP 3		

Lifting devices.....	\$ 35.49	21.69
Oiler.....	\$ 29.24	21.69
Truck Crane Oiler.....	\$ 31.47	21.69
GROUP 4.....	\$ 33.72	21.69
GROUP 5.....	\$ 31.08	21.69
GROUP 6.....	\$ 28.85	21.69
OPERATOR: Power Equipment		
(Undefined) (Steel Erection -		
AREA 1:)		
GROUP 1		
Cranes.....	\$ 39.62	21.69
Oiler.....	\$ 30.07	21.69
Truck Crane Oiler.....	\$ 32.30	21.69
GROUP 2		
Cranes.....	\$ 37.85	21.69
Oiler.....	\$ 29.80	21.69
Truck Crane Oiler.....	\$ 32.08	21.69
GROUP 3		
Cranes.....	\$ 36.37	21.69
Hydraulic.....	\$ 31.42	21.69
Oiler.....	\$ 29.58	21.69
Truck Crane Oiler.....	\$ 31.81	21.69
GROUP 4.....	\$ 34.35	21.69
GROUP 5.....	\$ 33.05	21.69
OPERATOR: Power Equipment		
(Undefined) (Tunnel and		
Underground Work - AREA 1:)		
SHAFTS, STOPES, RAISES:		
GROUP 1.....	\$ 33.87	21.69
GROUP 1-A.....	\$ 36.34	21.69
GROUP 2.....	\$ 32.61	21.69
GROUP 3.....	\$ 31.28	21.69
GROUP 4.....	\$ 30.14	21.69
GROUP 5.....	\$ 29.00	21.69
UNDERGROUND:		
GROUP 1.....	\$ 33.77	21.69
GROUP 1-A.....	\$ 36.24	21.69
GROUP 2.....	\$ 32.51	21.69
GROUP 3.....	\$ 31.18	21.69
GROUP 4.....	\$ 30.04	21.69
GROUP 5.....	\$ 28.90	21.69

FOOTNOTE: Work suspended by ropes or cables, or work on a Yo-Yo Cat: \$.60 per hour additional.

POWER EQUIPMENT OPERATOR CLASSIFICATIONS

GROUP 1: Operator of helicopter (when used in erection work); Hydraulic excavator, 7 cu. yds. and over; Power shovels, over 7 cu. yds.

GROUP 2: Highline cableway; Hydraulic excavator, 3-1/2 cu. yds. up to 7 cu. yds.; Licensed construction work boat operator, on site; Power blade operator (finish); Power shovels, over 1 cu. yd. up to and including 7 cu. yds. m.r.c.

GROUP 3: Asphalt milling machine; Cable backhoe; Combination backhoe and loader over 3/4 cu. yds.; Continuous flight tie

back machine assistant to engineer or mechanic; Crane mounted continuous flight tie back machine, tonnage to apply; Crane mounted drill attachment, tonnage to apply; Dozer, slope brd; Gradall; Hydraulic excavator, up to 3 1/2 cu. yds.; Loader 4 cu. yds. and over; Long reach excavator; Multiple engine scraper (when used as push pull); Power shovels, up to and including 1 cu. yd.; Pre-stress wire wrapping machine; Side boom cat, 572 or larger; Track loader 4 cu. yds. and over; Wheel excavator (up to and including 750 cu. yds. per hour)

GROUP 4: Asphalt plant engineer/box person; Chicago boom; Combination backhoe and loader up to and including 3/4 cu. yd.; Concrete batch plant (wet or dry); Dozer and/or push cat; Pull- type elevating loader; Gradesetter, grade checker (GPS, mechanical or otherwise); Grooving and grinding machine; Heading shield operator; Heavy-duty drilling equipment, Hughes, LDH, Watson 3000 or similar; Heavy-duty repairperson and/or welder; Lime spreader; Loader under 4 cu. yds.; Lubrication and service engineer (mobile and grease rack); Mechanical finishers or spreader machine (asphalt, Barber-Greene and similar); Miller Formless M-9000 slope paver or similar; Portable crushing and screening plants; Power blade support; Roller operator, asphalt; Rubber-tired scraper, self-loading (paddle-wheels, etc.); Rubber- tired earthmoving equipment (scrapers); Slip form paver (concrete); Small tractor with drag; Soil stabilizer (P & H or equal); Spider plow and spider puller; Tubex pile rig; Unlicensed constuction work boat operator, on site; Timber skidder; Track loader up to 4 yds.; Tractor-drawn scraper; Tractor, compressor drill combination; Welder; Woods-Mixer (and other similar Pugmill equipment)

GROUP 5: Cast-in-place pipe laying machine; Combination slusher and motor operator; Concrete conveyor or concrete pump, truck or equipment mounted; Concrete conveyor, building site; Concrete pump or pumpcrete gun; Drilling equipment, Watson 2000, Texoma 700 or similar; Drilling and boring machinery, horizontal (not to apply to waterliners, wagon drills or jackhammers); Concrete mixer/all; Person and/or material hoist; Mechanical finishers (concrete) (Clary, Johnson, Bidwell Bridge Deck or similar types); Mechanical burm, curb and/or curb and gutter machine, concrete or asphalt); Mine or shaft hoist; Portable crusher; Power jumbo operator (setting slip-forms, etc., in tunnels); Screed (automatic or manual); Self-propelled compactor with dozer; Tractor with boom D6 or smaller; Trenching machine, maximum digging capacity over 5 ft. depth; Vermeer T-600B rock cutter or similar

GROUP 6: Armor-Coater (or similar); Ballast jack tamper; Boom- type backfilling machine; Assistant plant engineer; Bridge and/or gantry crane; Chemical grouting machine, truck-mounted; Chip spreading machine operator; Concrete saw (self-propelled unit on streets, highways, airports and canals); Deck engineer; Drilling equipment Texoma 600, Hughes 200 Series or similar up to and including 30 ft. m.r.c.; Drill doctor; Helicopter radio operator; Hydro-hammer or similar; Line master; Skidsteer loader,

Bobcat larger than 743 series or similar (with attachments); Locomotive; Lull hi-lift or similar; Oiler, truck mounted equipment; Pavement breaker, truck-mounted, with compressor combination; Paving fabric installation and/or laying machine; Pipe bending machine (pipelines only); Pipe wrapping machine (tractor propelled and supported); Screed (except asphaltic concrete paving); Self-propelled pipeline wrapping machine; Soils & materials tester; Tractor; Self-loading chipper; Concrete barrier moving machine

GROUP 7: Ballast regulator; Boom truck or dual-purpose A-frame truck, non-rotating - under 15 tons; Truck-mounted rotating telescopic boom type lifting device, Manitex or similar (boom truck) - under 15 tons; Cary lift or similar; Combination slurry mixer and/or cleaner; Drilling equipment, 20 ft. and under m.r.c.; Firetender (hot plant); Grouting machine operator; Highline cableway signalperson; Stationary belt loader (Kolman or similar); Lift slab machine (Vagtborg and similar types); Maginnes internal full slab vibrator; Material hoist (1 drum); Mechanical trench shield; Pavement breaker with or without compressor combination); Pipe cleaning machine (tractor propelled and supported); Post driver; Roller (except asphalt); Chip Seal; Self-propelled automatically applied concrete curing machine (on streets, highways, airports and canals); Self-propelled compactor (without dozer); Signalperson; Slip-form pumps (lifting device for concrete forms); Tie spacer; Tower mobile; Trenching machine, maximum digging capacity up to and including 5 ft. depth; Truck-type loader

GROUP 8: Bit sharpener; Boiler tender; Box operator; Brakeperson; Combination mixer and compressor (shotcrete/gunite); Compressor operator; Deckhand; Fire tender; Forklift (under 20 ft.); Generator; Gunite/shotcrete equipment operator; Hydraulic monitor; Ken seal machine (or similar); Mixermobile; Oiler; Pump operator; Refrigeration plant; Reservoir-debris tug (self-propelled floating); Ross Carrier (construction site); Rotomist operator; Self-propelled tape machine; Shuttlecar; Self-propelled power sweeper operator (includes vacuum sweeper); Slusher operator; Surface heater; Switchperson; Tar pot firetender; Tugger hoist, single drum; Vacuum cooling plant; Welding machine (powered other than by electricity)

GROUP 8-A: Elevator operator; Skidsteer loader-Bobcat 743 series or smaller, and similar (without attachments); Mini excavator under 25 H.P. (backhoe-trencher); Tub grinder wood chipper

ALL CRANES AND ATTACHMENTS

GROUP 1: Clamshell and dragline over 7 cu. yds.; Crane, over 100 tons; Derrick, over 100 tons; Derrick barge pedestal-mounted, over 100 tons; Self-propelled boom-type lifting device, over 100 tons

GROUP 2: Clamshell and dragline over 1 cu. yd. up to and including 7 cu. yds.; Crane, over 45 tons up to and including 100 tons; Derrick barge, 100 tons and under; Self-propelled boom-type lifting device, over 45 tons; Tower crane

GROUP 3: Clamshell and dragline up to and including 1 cu. yd.; Cranes 45 tons and under; Self-propelled boom-type lifting device 45 tons and under; Boom Truck or dual purpose A-frame truck, non-rotating over 15 tons; Truck-mounted rotating telescopic boom type lifting device, Manitex or similar (boom truck) over 15 tons;

PILEDRIVERS

GROUP 1: Derrick barge pedestal mounted over 100 tons; Clamshell over 7 cu. yds.; Self-propelled boom-type lifting device over 100 tons; Truck crane or crawler, land or barge mounted over 100 tons

GROUP 2: Derrick barge pedestal mounted 45 tons to and including 100 tons; Clamshell up to and including 7 cu. yds.; Self-propelled boom-type lifting device over 45 tons; Truck crane or crawler, land or barge mounted, over 45 tons up to and including 100 tons; Fundex F-12 hydraulic pile rig

GROUP 3: Derrick barge pedestal mounted under 45 tons; Self-propelled boom-type lifting device 45 tons and under; Skid/scow piledriver, any tonnage; Truck crane or crawler, land or barge mounted 45 tons and under

GROUP 4: Assistant operator in lieu of assistant to engineer; Forklift, 10 tons and over; Heavy-duty repairperson/welder

GROUP 5: Deck engineer

GROUP 6: Deckhand; Fire tender

STEEL ERECTORS

GROUP 1: Crane over 100 tons; Derrick over 100 tons; Self-propelled boom-type lifting device over 100 tons

GROUP 2: Crane over 45 tons to 100 tons; Derrick under 100 tons; Self-propelled boom-type lifting device over 45 tons to 100 tons; Tower crane

GROUP 3: Crane, 45 tons and under; Self-propelled boom-type lifting device, 45 tons and under

GROUP 4: Chicago boom; Forklift, 10 tons and over; Heavy-duty repair person/welder

GROUP 5: Boom cat

--

TUNNEL AND UNDERGROUND WORK

GROUP 1-A: Tunnel bore machine operator, 20' diameter or more

GROUP 1: Heading shield operator; Heavy-duty repairperson; Mucking machine (rubber tired, rail or track type); Raised bore operator (tunnels); Tunnel mole bore operator

GROUP 2: Combination slusher and motor operator; Concrete pump or pumpcrete gun; Power jumbo operator

GROUP 3: Drill doctor; Mine or shaft hoist

GROUP 4: Combination slurry mixer cleaner; Grouting Machine operator; Motorman

GROUP 5: Bit Sharpener; Brakeman; Combination mixer and compressor (gunitite); Compressor operator; Oiler; Pump operator; Slusher operator

AREA DESCRIPTIONS:

POWER EQUIPMENT OPERATORS, CRANES AND ATTACHMENTS, TUNNEL AND UNDERGROUND [These areas do not apply to Piledrivers and Steel Erectors]

AREA 1: ALAMEDA, BUTTE, CONTRA COSTA, KINGS, MARIN, MERCED, NAPA, SACRAMENTO, SAN BENITO, SAN FRANCISCO, SAN JOAQUIN, SAN MATEO, SANTA CLARA, SANTA CRUZ, SOLANO, STANISLAUS, SUTTER, YOLO, AND YUBA COUNTIES

AREA 2 - MODOC COUNTY

THE REMAINING COUNTIES ARE SPLIT BETWEEN AREA 1 AND AREA 2 AS NOTED BELOW:

ALPINE COUNTY:

Area 1: Northernmost part
Area 2: Remainder

CALAVERAS COUNTY:

Area 1: Except Eastern part
Area 2: Eastern part

COLUSA COUNTY:

Area 1: Eastern part
Area 2: Remainder

DEL NORTE COUNTY:

Area 1: Extreme Southwestern corner
Area 2: Remainder

ELDORADO COUNTY:

Area 1: North Central part
Area 2: Remainder

FRESNO COUNTY

Area 1: Except Eastern part

Area 2: Eastern part

GLENN COUNTY:

Area 1: Eastern part

Area 2: Remainder

HUMBOLDT COUNTY:

Area 1: Except Eastern and Southwestern parts

Area 2: Remainder

LAKE COUNTY:

Area 1: Southern part

Area 2: Remainder

LASSEN COUNTY:

Area 1: Western part along the Southern portion of border
with Shasta County

Area 2: Remainder

MADERA COUNTY

Area 1: Remainder

Area 2: Eastern part

MARIPOSA COUNTY

Area 1: Remainder

Area 2: Eastern part

MENDOCINO COUNTY:

Area 1: Central and Southeastern parts

Area 2: Remainder

MONTEREY COUNTY

Area 1: Remainder

Area 2: Southwestern part

NEVADA COUNTY:

Area 1: All but the Northern portion along the border of
Sierra County

Area 2: Remainder

PLACER COUNTY:

Area 1: All but the Central portion

Area 2: Remainder

PLUMAS COUNTY:

Area 1: Western portion

Area 2: Remainder

SHASTA COUNTY:

Area 1: All but the Northeastern corner

Area 2: Remainder

SIERRA COUNTY:

Area 1: Western part

Area 2: Remainder

SISKIYOU COUNTY:

Area 1: Central part

Area 2: Remainder

SONOMA COUNTY:

Area 1: All but the Northwestern corner

Area 2: Reaminder

TEHAMA COUNTY:

Area 1: All but the Western border with mendocino & Trinity Counties

Area 2: Remainder

TRINITY COUNTY:

Area 1: East Central part and the Northeaster border with Shasta County

Area 2: Remainder

TULARE COUNTY;

Area 1: Remainder

Area 2: Eastern part

TUOLUMNE COUNTY:

Area 1: Remainder

Area 2: Eastern Part

* ENGI0003-019 06/29/2009

SEE AREA DESCRIPTIONS BELOW

	Rates	Fringes
OPERATOR: Power Equipment		
(Undefined) (LANDSCAPE WORK ONLY)		
GROUP 1		
AREA 1.....	\$ 28.64	20.53
AREA 2.....	\$ 30.64	20.53
GROUP 2		
AREA 1.....	\$ 25.04	20.53
AREA 2.....	\$ 27.04	20.53
GROUP 3		
AREA 1.....	\$ 20.43	20.53
AREA 2.....	\$ 22.43	20.53

GROUP DESCRIPTIONS:

GROUP 1: Landscape Finish Grade Operator: All finish grade work regardless of equipment used, and all equipment with a rating more than 65 HP.

GROUP 2: Landscape Operator up to 65 HP: All equipment with a manufacturer's rating of 65 HP or less except equipment covered by Group 1 or Group 3. The following equipment shall be included except when used for finish work as long as manufacturer's rating is 65 HP or less: A-Frame and Winch Truck, Backhoe, Forklift, Hydragraphic Seeder Machine, Roller, Rubber-Tired and Track Earthmoving Equipment, Skiploader, Straw Blowers, and Trencher 31 HP up to 65 HP.

GROUP 3: Landscae Utility Operator: Small Rubber-Tired

Tractor, Trencher Under 31 HP.

AREA DESCRIPTIONS:

AREA 1: ALAMEDA, BUTTE, CONTRA COSTA, KINGS, MARIN, MERCED, NAPA, SACRAMENTO, SAN BENITO, SAN FRANCISCO, SAN JOAQUIN, SAN MATEO, SANTA CLARA, SANTA CRUZ, SOLANO, STANISLAUS, SUTTER, YOLO, AND YUBA COUNTIES

AREA 2 - MODOC COUNTY

THE REMAINING COUNTIES ARE SPLIT BETWEEN AREA 1 AND AREA 2 AS NOTED BELOW:

ALPINE COUNTY:

Area 1: Northernmost part

Area 2: Remainder

CALAVERAS COUNTY:

Area 1: Except Eastern part

Area 2: Eastern part

COLUSA COUNTY:

Area 1: Eastern part

Area 2: Remainder

DEL NORTE COUNTY:

Area 1: Extreme Southwestern corner

Area 2: Remainder

ELDORADO COUNTY:

Area 1: North Central part

Area 2: Remainder

FRESNO COUNTY

Area 1: Except Eastern part

Area 2: Eastern part

GLENN COUNTY:

Area 1: Eastern part

Area 2: Remainder

HUMBOLDT COUNTY:

Area 1: Except Eastern and Southwestern parts

Area 2: Remainder

LAKE COUNTY:

Area 1: Southern part

Area 2: Remainder

LASSEN COUNTY:

Area 1: Western part along the Southern portion of border with Shasta County

Area 2: Remainder

MADERA COUNTY

Area 1: Remainder

Area 2: Eastern part

MARIPOSA COUNTY

Area 1: Remainder
Area 2: Eastern part

MENDOCINO COUNTY:
Area 1: Central and Southeastern parts
Area 2: Remainder

MONTEREY COUNTY
Area 1: Remainder
Area 2: Southwestern part

NEVADA COUNTY:
Area 1: All but the Northern portion along the border of
Sierra County
Area 2: Remainder

PLACER COUNTY:
Area 1: All but the Central portion
Area 2: Remainder

PLUMAS COUNTY:
Area 1: Western portion
Area 2: Remainder

SHASTA COUNTY:
Area 1: All but the Northeastern corner
Area 2: Remainder

SIERRA COUNTY:
Area 1: Western part
Area 2: Remainder

SISKIYOU COUNTY:
Area 1: Central part
Area 2: Remainder

SONOMA COUNTY:
Area 1: All but the Northwestern corner
Area 2: Reaminder

TEHAMA COUNTY:
Area 1: All but the Western border with mendocino & Trinity
Counties
Area 2: Remainder

TRINITY COUNTY:
Area 1: East Central part and the Northeaster border with
Shasta County
Area 2: Remainder

TULARE COUNTY;
Area 1: Remainder
Area 2: Eastern part

TUOLUMNE COUNTY:
Area 1: Remainder
Area 2: Eastern Part

IRON0002-004 07/01/2009

	Rates	Fringes
Ironworkers:		
Fence Erector.....	\$ 26.58	15.24
Ornamental, Reinforcing and Structural.....	\$ 33.00	23.71

PREMIUM PAY:

\$6.00 additional per hour at the following locations:

China Lake Naval Test Station, Chocolate Mountains Naval Reserve-Niland, Edwards AFB, Fort Irwin Military Station, Fort Irwin Training Center-Goldstone, San Clemente Island, San Nicholas Island, Susanville Federal Prison, 29 Palms - Marine Corps, U.S. Marine Base - Barstow, U.S. Naval Air Facility - Sealey, Vandenberg AFB

\$4.00 additional per hour at the following locations:

Army Defense Language Institute - Monterey, Fallon Air Base, Naval Post Graduate School - Monterey, Yermo Marine Corps Logistics Center

\$2.00 additional per hour at the following locations:

Port Hueneme, Port Mugu, U.S. Coast Guard Station - Two Rock

* LABO0067-002 12/01/2008

AREA "A" - ALAMEDA, CONTRA COSTA, MARIN, SAN FRANCISCO, SAN MATEO AND SANTA CLARA COUNTIES

AREA "B" - ALPINE, AMADOR, BUTTE, CALAVERAS, COLUSA, DEL NORTE, EL DORADO, FRESNO, GLENN, HUMBOLDT, KINGS, LAKE, LASSEN, MADERA, MARIPOSA, MENDOCINO, MERCED, MODOC, MONTEREY, NAPA, NEVADA, PLACER, PLUMAS, SACRAMENTO, SAN BENITO, SAN JOAQUIN, SANTA CRUZ, SHASTA, SIERRA, SISKIYOU, SOLANO, SONOMA, STANISLAUS, SUTTER, TEHAMA, TRINITY, TULARE, TUOLUMNE, YOLO AND YUBA COUNTIES

	Rates	Fringes
Asbestos Removal Laborer		
Areas A & B.....	\$ 18.08	6.60
LABORER - UNDEFINED (Lead Removal)		
Area A.....	\$ 34.15	6.11
Area B.....	\$ 33.15	6.11

ASBESTOS REMOVAL-SCOPE OF WORK: Site mobilization; initial site clean-up; site preparation; removal of asbestos-containing materials from walls and ceilings; or from pipes, boilers and mechanical systems only if they are being scrapped; encapsulation, enclosure and disposal of asbestos-containing materials by hand or with equipment or machinery; scaffolding; fabrication of temporary wooden barriers; and assembly of decontamination stations.

* LABO0067-003 07/01/2009

AREA A: ALAMEDA, CONTRA COSTA, MARIN, SAN FRANCISCO, SAN MATEO
& SANTA CLARA

AREA B: ALPINE, AMADOR, BUTTE, CALAVERAS, COLUSA, DEL NORTE,
EL DORADO, FRESNO, GLENN, HUMBOLDT, KINGS, LAKE, LASSEN,
MADERA, MARIPOSA, MENOCINO, MERCED, MODOC, MONTEREY, NAPA,
NEVADA, PLACER, PLUMAS, SANCRRMENTO, SAN BENITO, SAN JOAQUIN,
SANTA CRUZ, SIERRA, SHASTA, SISKIYOU, SOLANO, SONOMA,
STANISLAUS,TEHAMA,TRINITY, TULARE, TUOLUMNE, YOLO & YUBA
COUNTIES

	Rates	Fringes
LABORER - UNDEFINED (TRAFFIC CONTROL/LANE CLOSURE)		
Escort Driver, Flag Person		
Area A.....	\$ 26.89	14.93
Area B.....	\$ 25.89	14.93
Traffic Control Person I		
Area A.....	\$ 27.19	14.93
Area B.....	\$ 26.19	14.93
Traffic Control Person II		
Area A.....	\$ 24.69	14.93
Area B.....	\$ 23.69	14.93

TRAFFIC CONTROL PERSON I: Layout of traffic control, crash cushions, construction area and roadside signage.

TRAFFIC CONTROL PERSON II: Installation and removal of temporary/permanent signs, markers, delineators and crash cushions.

LABO0067-006 06/29/2009

AREA "A" - ALAMEDA, CONTRA COSTA, MARIN, SAN FRANCISCO, SAN MATEO AND SANTA CLARA COUNTIES

AREA "B" - ALPINE, AMADOR, BUTTE, CALAVERAS, COLUSA, EL DORADO, FRESNO, GLENN, KINGS, LASSEN, MADERA, MARIPOSA, MERCED, MODOC, MONTEREY, NAPA, NEVADA, PLACER, PLUMAS, SACRAMENTO, SAN BENITO, SAN JOAQUIN, SANTA CRUZ, SHASTA, SIERRA, SISKIYOU, SOLANO, SONOMA, STANISLAUS, SUTTER, TEHAMA, TRINITY, TULARE, TUOLUMNE, YOLO AND YUBA COUNTIES

	Rates	Fringes
Laborers: (CONSTRUCTION CRAFT LABORERS - AREA A:)		
Construction Specialist		
Group.....	\$ 27.84	14.93
GROUP 1.....	\$ 27.14	14.93
GROUP 1-a.....	\$ 27.36	14.93
GROUP 1-c.....	\$ 27.19	14.93
GROUP 1-e.....	\$ 27.69	14.93
GROUP 1-f.....	\$ 27.72	14.93

GROUP 1-g (Contra Costa County).....	\$ 27.34	14.93
GROUP 2.....	\$ 26.99	14.93
GROUP 3.....	\$ 26.89	14.93
GROUP 4.....	\$ 20.58	14.93

See groups 1-b and 1-d under laborer classifications.

Laborers: (CONSTRUCTION CRAFT LABORERS - AREA B:)

Construction Specialist		
Group.....	\$ 26.84	14.93
GROUP 1.....	\$ 26.14	14.93
GROUP 1-a.....	\$ 26.36	14.93
GROUP 1-c.....	\$ 26.19	14.93
GROUP 1-e.....	\$ 26.69	14.93
GROUP 1-f.....	\$ 26.72	14.93
GROUP 2.....	\$ 25.99	14.93
GROUP 3.....	\$ 25.89	14.93
GROUP 4.....	\$ 19.58	14.93

See groups 1-b and 1-d under laborer classifications.

Laborers: (GUNITE - AREA A:)

GROUP 1.....	\$ 28.10	14.93
GROUP 2.....	\$ 27.60	14.93
GROUP 3.....	\$ 27.01	14.93
GROUP 4.....	\$ 26.89	14.93

Laborers: (GUNITE - AREA B:)

GROUP 1.....	\$ 27.10	14.93
GROUP 2.....	\$ 26.60	14.93
GROUP 3.....	\$ 26.01	14.93
GROUP 4.....	\$ 25.89	14.93

Laborers: (WRECKING - AREA A:)

GROUP 1.....	\$ 27.14	14.93
GROUP 2.....	\$ 26.99	14.93

Laborers: (WRECKING - AREA B:)

GROUP 1.....	\$ 26.14	14.93
GROUP 2.....	\$ 25.99	14.93

Landscape Laborer (GARDENERS, HORTICULTURAL & LANDSCAPE LABORERS - AREA A:)

(1) New Construction.....	\$ 26.89	14.93
(2) Establishment Warranty Period.....	\$ 20.58	14.59

Landscape Laborer (GARDENERS, HORTICULTURAL & LANDSCAPE LABORERS - AREA B:)

(1) New Construction.....	\$ 25.89	14.93
(2) Establishment Warranty Period.....	\$ 19.58	14.59

FOOTNOTES:

Laborers working off or with or from bos'n chairs, swinging scaffolds, belts shall receive \$0.25 per hour above the applicable wage rate. This shall not apply to workers entitled to receive the wage rate set forth in Group 1-a below.

LABORER CLASSIFICATIONS

CONSTRUCTION SPECIALIST GROUP: Asphalt ironer and raker; Chainsaw; Laser beam in connection with laborers' work; Cast-in-place manhole form setter; Pressure pipelayer; Davis trencher - 300 or similar type (and all small trenchers); Blaster; Diamond driller; Multiple unit drill; Hydraulic drill

GROUP 1: Asphalt spreader boxes (all types); Barko, Wacker and similar type tampers; Buggymobile; Caulker, bander, pipewrapper, conduit layer, plastic pipelayer; Certified hazardous waste worker including Leade Abatement; Compactors of all types; Concrete and magnesite mixer, 1/2 yd. and under; Concrete pan work; Concrete sander; Concrete saw; Cribber and/or shoring; Cut granite curb setter; Dri-pak-it machine; Faller, logloader and buckler; Form raiser, slip forms; Green cutter; Headerboard, Hubsetter, aligner, by any method; High pressure blow pipe (1-1/2" or over, 100 lbs. pressure/over); Hydro seeder and similar type; Jackhammer operator; Jacking of pipe over 12 inches; Jackson and similar type compactor; Kettle tender, pot and worker applying asphalt, lay-kold, creosote, lime, caustic and similar type materials (applying means applying, dipping or handling of such materials); Lagging, sheeting, whaling, bracing, trenchjacking, lagging hammer; Magnesite, epoxyresin, fiberglass, mastic worker (wet or dry); No joint pipe and stripping of same, including repair of voids; Pavement breaker and spader, including tool grinder; Perma curb; Pipelayer (including grade checking in connection with pipelaying); Precast-manhole setter; Pressure pipe tester; Post hole digger, air, gas and electric; Power broom sweeper; Power tampers of all types (except as shown in Group 2); Ram set gun and stud gun; Riprap stonepaver and rock-slinger, including placing of sacked concrete and/or sand (wet or dry) and gabions and similar type; Rotary scarifier or multiple head concrete chipping scarifier; Roto and Ditch Witch; Rototiller; Sandblaster, pot, gun, nozzle operators; Signalling and rigging; Tank cleaner; Tree climber; Turbo blaster; Vibrascreed, bull float in connection with laborers' work; Vibrator; Hazardous waste worker (lead removal); Asbestos and mold removal worker

GROUP 1-a: Joy drill model TWM-2A; Gardner-Denver model DH143 and similar type drills; Track driller; Jack leg driller; Wagon driller; Mechanical drillers, all types regardless of type or method of power; Mechanical pipe layers, all types regardless of type or method of power; Blaster and powder; All work of loading, placing and blasting of all powder and explosives of whatever type regardless of method used for such loading and placing; High scalers (including drilling of same); Tree topper; Bit grinder

GROUP 1-b: Sewer cleaners shall receive \$4.00 per day above Group 1 wage rates. "Sewer cleaner" means any worker who handles or comes in contact with raw sewage in small diameter sewers. Those who work inside recently active, large diameter sewers, and all recently active sewer manholes shall receive \$5.00 per day above Group 1 wage rates.

GROUP 1-c: Burning and welding in connection with laborers' work; Synthetic thermoplastics and similar type welding

GROUP 1-d: Maintenance and repair track and road beds. All employees performing work covered herein shall receive \$.25 per hour above their regular rate for all work performed on underground structures not specifically covered herein. This paragraph shall not be construed to apply to work below ground level in open cut. It shall apply to cut and cover work of subway construction after the temporary cover has been placed.

GROUP 1-e: Work on and/or in bell hole footings and shafts thereof, and work on and in deep footings. (A deep footing is a hole 15 feet or more in depth.) In the event the depth of the footing is unknown at the commencement of excavation, and the final depth exceeds 15 feet, the deep footing wage rate would apply to all employees for each and every day worked on or in the excavation of the footing from the date of inception.

GROUP 1-f: Wire winding machine in connection with guniting or shot crete

GROUP 1-g, CONTRA COSTA COUNTY: Pipelayer (including grade checking in connection with pipelaying); Caulker; Bander; Pipewrapper; Conduit layer; Plastic pipe layer; Pressure pipe tester; No joint pipe and stripping of same, including repair of voids; Precast manhole setters, cast in place manhole form setters

GROUP 2: Asphalt shoveler; Cement dumper and handling dry cement or gypsum; Choke-setter and rigger (clearing work); Concrete bucket dumper and chute; Concrete chipping and grinding; Concrete laborer (wet or dry); Driller tender, chuck tender, nipper; Guinea chaser (stake), grout crew; High pressure nozzle, adductor; Hydraulic monitor (over 100 lbs. pressure); Loading and unloading, carrying and hauling of all rods and materials for use in reinforcing concrete construction; Pittsburgh chipper and similar type brush shredders; Sloper; Single foot, hand-held, pneumatic tamper; All pneumatic, air, gas and electric tools not listed in Groups 1 through 1-f; Jacking of pipe - under 12 inches

GROUP 3: Construction laborers, including bridge and general laborer; Dump, load spotter; Flag person; Fire watcher; Fence erector; Guardrail erector; Gardener, horticultural and landscape laborer; Jetting; Limber, brush loader and piler; Pavement marker (button setter); Maintenance, repair track and road beds; Streetcar and railroad construction track laborer; Temporary air and water lines, Victaulic or similar; Tool room attendant (jobsite only)

GROUP 4: Final clean-up work of debris, grounds and building including but not limited to: street cleaner; cleaning and washing windows; brick cleaner (jobsite only); material cleaner (jobsite only). The classification "material cleaner" is to be utilized under the following conditions:

A: at demolition site for the salvage of the material.

B: at the conclusion of a job where the material is to be salvaged and stocked to be reused on another job.

C: for the cleaning of salvage material at the jobsite or temporary jobsite yard.

The material cleaner classification should not be used in the performance of "form stripping, cleaning and oiling and moving to the next point of erection".

GUNITE LABORER CLASSIFICATIONS

GROUP 1: Structural Nozzleman

GROUP 2: Nozzleman, Gunman, Potman, Groundman

GROUP 3: Reboundman

GROUP 4: Guniting laborer

WRECKING WORK LABORER CLASSIFICATIONS

GROUP 1: Skilled wrecker (removing and salvaging of sash, windows and materials)

GROUP 2: Semi-skilled wrecker (salvaging of other building materials)

LABO0067-010 06/29/2009

	Rates	Fringes
Tunnel and Shaft Laborers:		
GROUP 1.....	\$ 33.35	14.93
GROUP 2.....	\$ 33.12	14.93
GROUP 3.....	\$ 32.87	14.93
GROUP 4.....	\$ 32.42	14.93
GROUP 5.....	\$ 31.88	14.93
Shotcrete Specialist.....	\$ 33.87	14.93

TUNNEL AND SHAFT CLASSIFICATIONS

GROUP 1: Diamond driller; Groundmen; Guniting and shotcrete nozzleman

GROUP 2: Rodmen; Shaft work & raise (below actual or excavated ground level)

GROUP 3: Bit grinder; Blaster, driller, powdermen, heading; Cherry pickerman - where car is lifted; Concrete finisher in tunnel; Concrete screedman; Grout pumpman and potman; Guniting & shotcrete gunman & potman; Headermen; High pressure nozzleman; Miner - tunnel, including top and bottom man on shaft and raise work; Nipper; Nozzleman on slick line; Sandblaster - potman, Robotic Shotcrete Placer, Segment Erector, Tunnel Muck Hauler, Steel Form raiser and setter; Timberman, retimberman (wood or steel or substitute)

materials therefor); Tugger (for tunnel laborer work);
Cable tender; Chuck tender; Powderman - primer house

GROUP 4: Vibrator operator, pavement breaker; Bull gang -
muckers, trackmen; Concrete crew - includes rodding and
spreading, Dumpmen (any method)

GROUP 5: Grout crew; Reboundman; Swamper/ Brakeman

LABO0073-001 07/01/2007

	Rates	Fringes
Plasterer tender.....	\$ 26.17	12.68

* LABO0139-002 07/01/2009

NAPA, SOLANO AND SONOMA COUNTIES

	Rates	Fringes
LABORER - UNDEFINED (Brick)		
Mason Tender-Brick.....	\$ 27.28	14.93

* LABO0185-002 07/01/2009

ALPINE, AMADOR, BUTTE, COLUSA, EL DORADO, GLENN, LASSEN, MODOC,
NEVADA, PLACER, PLUMAS, SACRAMENTO, SHASTA, SIERRA, SISKIYOU,
SUTTER, TEHAMA, TRINITY, YOLO AND YUBA COUNTIES

	Rates	Fringes
LABORER - UNDEFINED		
Mason Tender-Brick.....	\$ 27.03	14.93

* LABO0291-001 07/01/2009

MARIN COUNTY

	Rates	Fringes
LABORER - UNDEFINED		
Mason Tender-Brick.....	\$ 28.28	14.93

PAIN0016-004 07/01/2009

MARIN, NAPA, SOLANO & SONOMA COUNTIES

	Rates	Fringes
Painters:.....	\$ 34.00	15.87

PREMIUMS:

EXOTIC MATERIALS - \$0.75 additional per hour.

SPRAY WORK: - \$0.50 additional per hour.

INDUSTRIAL PAINTING - \$0.25 additional per hour

[Work on industrial buildings used for the manufacture and
processing of goods for sale or service; steel construction
(bridges), stacks, towers, tanks, and similar structures]

HIGH WORK:
 over 50 feet - \$2.00 per hour additional
 100 to 180 feet - \$4.00 per hour additional
 Over 180 feet - \$6.00 per hour additional

 PAIN0016-005 01/01/2010

ALPINE, BUTTE, COLUSA, EL DORADO (west of the Sierra Nevada Mountains), GLENN, LASSEN (west of Hwy. 395, excluding Honey Lake); MARIN, MODOC, NAPA, NEVADA (west of the Sierra Nevada Mountains), PLACER (west of the Sierra Nevada Mountains), PLUMAS, SACRAMENTO, SHASTA, SIERRA (west of the Sierra Nevada Mountains), SISKIYOU, SOLANO, SONOMA, SUTTER, TEHAMA, TRINITY, YOLO AND YUBA COUNTIES

	Rates	Fringes
DRYWALL FINISHER/TAPER.....	\$ 36.53	14.78

 PAIN0016-007 01/01/2010

ALPINE, AMADOR, BUTTE, COLUSA, EL DORADO (west of the Sierra Nevada Mountains), GLENN, LASSEN (west of Highway 395, excluding Honey Lake), MODOC, NEVADA (west of the Sierra Nevada Mountains), PLACER (west of the Sierra Nevada Mountains), PLUMAS, SACRAMENTO, SHASTA, SIERRA (west of the Sierra Nevada Mountains), SISKIYOU, SUTTER, TEHAMA, TRINITY, YOLO & YUBA COUNTIES

	Rates	Fringes
Painters:.....	\$ 29.82	12.72

SPRAY/SANDBLAST: \$0.50 additional per hour.
 EXOTIC MATERIALS: \$1.00 additional per hour.
 HIGH TIME: Over 50 ft above ground or water level \$2.00 additional per hour. 100 to 180 ft above ground or water level \$4.00 additional per hour. Over 180 ft above ground or water level \$6.00 additional per hour.

 PAIN0016-008 01/01/2010

MARIN, NAPA, SOLANO AND SONOMA COUNTIES

	Rates	Fringes
SOFT FLOOR LAYER.....	\$ 43.66	14.82

 PAIN0169-004 01/01/2010

MARIN , NAPA & SONOMA COUNTIES; SOLANO COUNTY (west of a line defined as follows: Hwy. 80 corridor beginning at the City of Fairfield, including Travis Air Force Base and Suisun City; going north of Manakas Corner Rd., continue north on Suisun Valley Rd. to the Napa County line; Hwy. 80 corridor south on Grizzly Island Rd. to the Grizzly Island Management area)

	Rates	Fringes
GLAZIER.....	\$ 41.51	17.66

 * PAIN0567-001 07/01/2009

EL DORADO COUNTY (east of the Sierra Nevada Mountains); LASSEN COUNTY (east of Highway 395, beginning at Stacey and including Honey Lake); NEVADA COUNTY (east of the Sierra Nevada Mountains); PLACER COUNTY (east of the Sierra Nevada Mountains); AND SIERRA COUNTY (east of the Sierra Nevada Mountains)

	Rates	Fringes
Painters:		
Brush and Roller.....	\$ 24.89	7.85
Spray Painter & Paperhanger.	\$ 25.74	7.85

PREMIUMS:
 Special Coatings (Brush), and Sandblasting = \$0.50/hr
 Special Coatings (Spray), and Steeplejack = \$1.00/hr
 Special Coating Spray Steel = \$1.25/hr
 Swing Stage = \$2.00/hr

*A special coating is a coating that requires the mixing of 2 or more products.

 PAIN0567-007 07/01/2009

EL DORADO COUNTY (east of the Sierra Nevada Mountains); LASSEN COUNTY (east of Highway 395, beginning at Stacey and including Honey Lake); NEVADA COUNTY (east of the Sierra Nevada Mountains); PLACER COUNTY (east of the Sierra Nevada Mountains) AND SIERRA COUNTY (east of the Sierra Nevada Mountains)

	Rates	Fringes
SOFT FLOOR LAYER.....	\$ 26.41	9.85

 PAIN0567-010 07/01/2009

EL DORADO COUNTY (east of the Sierra Nevada Mountains); LASSEN COUNTY (east of Highway 395, beginning at Stacey and including Honey Lake); NEVADA COUNTY (east of the Sierra Nevada Mountains); PLACER COUNTY (east of the Sierra Nevada Mountains); AND SIERRA COUNTY (east of the Sierra Nevada Mountains)

	Rates	Fringes
Drywall		
(1) Taper.....	\$ 26.54	8.95
(2) Steeplejack - Taper, over 40 ft with open space below.....	\$ 28.04	8.95

PAIN0767-004 07/01/2009

ALPINE, AMADOR, BUTTE, COLUSA, EL DORADO, GLENN, LASSEN, MODOC,
NEVADA, PLACER, PLUMAS, SACRAMENTO, SHASTA, SIERRA, SISKIYOU,
SOLANO (Remainder), SUTTER, TEHAMA, TRINITY, YOLO, YUBA

	Rates	Fringes
GLAZIER.....	\$ 33.53	16.20

PAID HOLIDAYS: New Year's Day, Martin Luther King, Jr. Day,
President's Day, Memorial Day, Independence Day, Labor Day,
Veteran's Day, Thanksgiving Day, and Christmas Day.

Employee required to wear a body harness shall receive \$1.50
per hour above the basic hourly rate at any elevation.

PAIN1176-001 07/01/2009

HIGHWAY IMPROVEMENT

	Rates	Fringes
Parking Lot Striping/Highway Marking:		
GROUP 1.....	\$ 29.44	12.51
GROUP 2.....	\$ 24.23	12.51
GROUP 3.....	\$ 24.86	12.51

CLASSIFICATIONS

GROUP 1: Striper: Layout and application of painted traffic
stripes and marking; hot thermo plastic; tape, traffic
stripes and markings

GROUP 2: Gamecourt & Playground Installer

GROUP 3: Protective Coating, Pavement Sealing

PAIN1237-001 01/01/2010

ALPINE; COLUSA; EL DORADO (west of the Sierra Nevada
Mountains); GLENN; LASSEN (west of Highway 395, beginning at
Stacey and including Honey Lake); MODOC; NEVADA (west of the
Sierra Nevada Mountains); PLACER (west of the Sierra Nevada
Mountains); PLUMAS; SACRAMENTO; SHASTA; SIERRA (west of the
Sierra Nevada Mountains); SISKIYOU; SUTTER; TEHAMA; TRINITY;
YOLO AND YUBA COUNTIES

	Rates	Fringes
SOFT FLOOR LAYER.....	\$ 30.54	13.39

PLAS0300-003 07/01/2009

	Rates	Fringes
--	-------	---------

PLASTERER

AREA 295: Alpine, Amador, Butte, Colusa, El Dorado, Glenn, Lassen, Modoc, Nevada, Placer, Plumas, Sacramento, Shasta, Sierra, Siskiyou, Solano, Sutter, Tehema, Trinity, Yolo & Yuba Counties.....	\$ 32.82	15.10
AREA 355: Marin, Napa & Sonoma Counties.....	\$ 32.82	15.30

PLAS0300-005 07/01/2006

	Rates	Fringes
CEMENT MASON/CONCRETE FINISHER....	\$ 25.88	15.03

PLUM0038-002 07/01/2009

MARIN AND SONOMA COUNTIES

	Rates	Fringes
PLUMBER (Plumber, Steamfitter, Refrigeration Fitter) (1) Work on wooden frame structures 5 stories or less excluding high-rise buildings and commercial work such as hospitals, prisons, hotels, and schools.....	\$ 40.03	32.23
(2) All other work.....	\$ 47.11	34.39

PLUM0038-006 07/01/2009

MARIN & SONOMA COUNTIES

	Rates	Fringes
Landscape/Irrigation Fitter (Underground/Utility Fitter).....	\$ 40.03	28.43

PLUM0228-001 01/01/2010

BUTTE, COLUSA, GLENN, LASSEN, MODOC, PLUMAS, SHASTA, SIERRA,
SISKIYOU, SUTTER, TEHAMA, TRINITY & YUBA COUNTIES

	Rates	Fringes
PLUMBER.....	\$ 35.70	19.28

PLUM0343-001 07/01/2009

NAPA AND SOLANO COUNTIES

	Rates	Fringes
--	-------	---------

PLUMBER/PIPEFITTER

Light Commercial.....	\$ 30.60	17.10
All Other Work.....	\$ 43.70	20.25

DEFINITION OF LIGHT COMMERCIAL:

Work shall include strip shopping centers, office buildings, schools and other commercial structures which the total plumbing bid does not exceed Two Hundred and Fifty Thousand (\$250,000) and the total heating and cooling does not exceed Two Hundred Fifty Thousand (\$250,000); or Any projects bid in phases shall not qualify unless the total project is less than Two Hundred Fifty Thousand (\$250,000) for the plumbing bid; and Two Hundred Fifty Thousand (\$250,000) for the heating and cooling bid. Excluded are hospitals, jails, institutions and industrial projects, regardless size of the project

FOOTNOTES: While fitting galvanized material: \$.75 per hour additional. Work from trusses, temporary staging, unguarded structures 35' from the ground or water: \$.75 per hour additional. Work from swinging scaffolds, boatswains chairs or similar devices: \$.75 per hour additional.

 PLUM0350-001 01/01/2007

EL DORADO COUNTY (Lake Tahoe area only); NEVADA COUNTY (Lake Tahoe area only); AND PLACER COUNTY (Lake Tahoe area only)

	Rates	Fringes
PLUMBER/PIPEFITTER.....	\$ 25.93	15.02

 PLUM0355-001 07/01/2009

ALPINE, AMADOR, BUTTE, COLUSA, EL DORADO, GLENN, LASSEN, MODOC, NAPA, NEVADA, PLACER, PLUMAS, SACRAMENTO, SHASTA, SIERRA, SISKIYOU, SOLANO, SUTTER, TEHAMA, TRINITY, YOLO, AND YUBA COUNTIES

	Rates	Fringes
Underground Utility Worker /Landscape Fitter.....	\$ 27.35	6.85

 PLUM0442-003 01/01/2010

AMADOR (South of San Joaquin River) and ALPINE COUNTIES

	Rates	Fringes
PLUMBER.....	\$ 35.70	19.78

 PLUM0447-001 07/01/2009

AMADOR (north of San Joaquin River), EL DORADO (excluding Lake Tahoe area), NEVADA (excluding Lake Tahoe area); PLACER (excluding Lake Tahoe area), SACRAMENTO AND YOLO COUNTIES

	Rates	Fringes
PLUMBER/PIPEFITTER		
Journeyman.....	\$ 39.82	15.65
Light Commercial Work.....	\$ 29.78	9.57

 ROOF0081-006 08/01/2009

MARIN, NAPA, SOLANO AND SONOMA COUNTIES

	Rates	Fringes
Roofer.....	\$ 30.95	12.65

 ROOF0081-007 08/01/2009

ALPINE, BUTTE, COLUSA, EL DORADO, GLENN, LASSEN, MODOC, NEVADA,
 PLACER, PLUMAS, SACRAMENTO, SHASTA, SIERRA, SISKIYOU, SUTTER,
 TEHAMA, TRINITY, YOLO, AND YUBA COUNTIES

	Rates	Fringes
Roofer.....	\$ 26.77	13.93

 SFCA0483-003 01/01/2010

MARIN, NAPA, SOLANO AND SONOMA COUNTIES

	Rates	Fringes
SPRINKLER FITTER (Fire Sprinklers).....	\$ 48.59	20.55

 SFCA0669-003 01/01/2009

ALPINE, BUTTE, COLUSA, EL DORADO, GLENN, LASSEN, MODOC, NEVADA,
 PLACER, PLUMAS, SACRAMENTO, SHASTA, SIERRA, SISKIYOU, SUTTER,
 TEHAMA, TRINITY, YOLO AND YUBA COUNTIES

	Rates	Fringes
SPRINKLER FITTER.....	\$ 32.65	16.05

 SHEE0104-006 07/01/2009

MARIN, NAPA, SOLANO SONOMA & TRINITY COUNTIES

	Rates	Fringes
Sheet Metal Worker		
Mechanical Contracts		
\$200,000 or less.....	\$ 43.32	26.40
All other work.....	\$ 47.73	26.67

 SHEE0104-014 07/01/2009

MARIN, NAPA, SOLANO, SONOMA AND TRINITY COUNTIES

	Rates	Fringes
SHEET METAL WORKER (Metal Decking and Siding only).....	\$ 33.43	24.31

SHEE0162-006 07/01/2009		

AMADOR, COLUSA, EL DORADO, NEVADA, PLACER, SACRAMENTO, SUTTER, YOLO AND YUBA COUNTIES

	Rates	Fringes
SHEET METAL WORKER.....	\$ 36.31	21.61

SHEE0162-007 01/01/2010		

ALPINE COUNTY

	Rates	Fringes
SHEET METAL WORKER.....	\$ 31.81	19.68

SHEE0162-008 07/01/2009		

BUTTE, COLUSA, EL DORADO, GLENN, LASSEN, MODOC, NEVADA, PLACER, PLUMAS, SACRAMENTO, SHASTA, SIERRA, SISKIYOU, SUTTER, TEHAMA, YOLO AND YUBA COUNTIES

	Rates	Fringes
Sheet Metal Worker (Metal decking and siding only).....	\$ 27.90	20.89

SHEE0162-014 07/01/2009		

BUTTE, GLENN, LASSEN, MODOC, PLUMAS, SHASTA, SIERRA, SISKIYOU AND TEHAMA COUNTIES

	Rates	Fringes
SHEET METAL WORKER		
Mechanical Jobs \$200,000 & under.....	\$ 27.90	20.89
Mechanical Jobs over \$200,000.....	\$ 36.31	21.61

TEAM0094-001 07/01/2009		

	Rates	Fringes
Truck drivers:		
GROUP 1.....	\$ 27.13	18.99
GROUP 2.....	\$ 27.43	18.99
GROUP 3.....	\$ 27.73	18.99
GROUP 4.....	\$ 28.08	18.99

FOOTNOTES:

Articulated dump truck; Bulk cement spreader (with or without auger); Dumpcrete truck; Skid truck (debris box); Dry pre-batch concrete mix trucks; Dumpster or similar type; Slurry truck: Use dump truck yardage rate.
 Heater planer; Asphalt burner; Scarifier burner; Industrial lift truck (mechanical tailgate); Utility and clean-up truck: Use appropriate rate for the power unit or the equipment utilized.

TRUCK DRIVER CLASSIFICATIONS

GROUP 1: Dump trucks, under 6 yds.; Single unit flat rack (2-axle unit); Nipper truck (when flat rack truck is used appropriate flat rack shall apply); Concrete pump truck (when flat rack truck is used appropriate flat rack shall apply); Concrete pump machine; Fork lift and lift jitneys; Fuel and/or grease truck driver or fuel person; Snow buggy; Steam cleaning; Bus or personhaul driver; Escort or pilot car driver; Pickup truck; Teamster oiler/greaser and/or serviceperson; Hook tender (including loading and unloading); Team driver; Tool room attendant (refineries)

GROUP 2: Dump trucks, 6 yds. and under 8 yds.; Transit mixers, through 10 yds.; Water trucks, under 7,000 gals.; Jetting trucks, under 7,000 gals.; Single-unit flat rack (3-axle unit); Highbed heavy duty transport; Scissor truck; Rubber-tired muck car (not self-loaded); Rubber-tired truck jumbo; Winch truck and "A" frame drivers; Combination winch truck with hoist; Road oil truck or bootperson; Buggymobile; Ross, Hyster and similar straddle carriers; Small rubber-tired tractor

GROUP 3: Dump trucks, 8 yds. and including 24 yds.; Transit mixers, over 10 yds.; Water trucks, 7,000 gals. and over; Jetting trucks, 7,000 gals. and over; Vacuum trucks under 7500 gals. Trucks towing tilt bed or flat bed pull trailers; Lowbed heavy duty transport; Heavy duty transport tiller person; Self-propelled street sweeper with self-contained refuse bin; Boom truck - hydro-lift or Swedish type extension or retracting crane; P.B. or similar type self-loading truck; Tire repairperson; Combination bootperson and road oiler; Dry distribution truck (A bootperson when employed on such equipment, shall receive the rate specified for the classification of road oil trucks or bootperson); Ammonia nitrate distributor, driver and mixer; Snow Go and/or plow

GROUP 4: Dump trucks, over 25 yds. and under 65 yds.; Water pulls - DW 10's, 20's, 21's and other similar equipment when pulling Aqua/pak or water tank trailers; Helicopter pilots (when transporting men and materials); Lowbedk Heavy Duty Transport up to including 7 axles; DW10's, 20's, 21's and other similar Cat type, Terra Cobra, LeTourneau Pulls, Tournorocker, Euclid and similar type equipment when pulling fuel and/or grease tank trailers or other miscellaneous trailers; Vacuum Trucks 7500 gals and over

and truck repairman

GROUP 5: Dump trucks, 65 yds. and over; Holland hauler; Low bed Heavy Duty Transport over 7 axles

WELDERS - Receive rate prescribed for craft performing operation to which welding is incidental.
=====

Unlisted classifications needed for work not included within the scope of the classifications listed may be added after award only as provided in the labor standards contract clauses (29CFR 5.5 (a) (1) (ii)).

In the listing above, the "SU" designation means that rates listed under the identifier do not reflect collectively bargained wage and fringe benefit rates. Other designations indicate unions whose rates have been determined to be prevailing.

WAGE DETERMINATION APPEALS PROCESS

1.) Has there been an initial decision in the matter? This can be:

- * an existing published wage determination
- * a survey underlying a wage determination
- * a Wage and Hour Division letter setting forth a position on a wage determination matter
- * a conformance (additional classification and rate) ruling

On survey related matters, initial contact, including requests for summaries of surveys, should be with the Wage and Hour Regional Office for the area in which the survey was conducted because those Regional Offices have responsibility for the Davis-Bacon survey program. If the response from this initial contact is not satisfactory, then the process described in 2.) and 3.) should be followed.

With regard to any other matter not yet ripe for the formal process described here, initial contact should be with the Branch of Construction Wage Determinations. Write to:

Branch of Construction Wage Determinations
Wage and Hour Division
U.S. Department of Labor
200 Constitution Avenue, N.W.
Washington, DC 20210

2.) If the answer to the question in 1.) is yes, then an interested party (those affected by the action) can request review and reconsideration from the Wage and Hour Administrator (See 29 CFR Part 1.8 and 29 CFR Part 7). Write to:

Wage and Hour Administrator

U.S. Department of Labor
200 Constitution Avenue, N.W.
Washington, DC 20210

The request should be accompanied by a full statement of the interested party's position and by any information (wage payment data, project description, area practice material, etc.) that the requestor considers relevant to the issue.

3.) If the decision of the Administrator is not favorable, an interested party may appeal directly to the Administrative Review Board (formerly the Wage Appeals Board). Write to:

Administrative Review Board
U.S. Department of Labor
200 Constitution Avenue, N.W.
Washington, DC 20210

4.) All decisions by the Administrative Review Board are final.

=====

END OF GENERAL DECISION

APPENDIX A

AMENDMENTS TO MAY 2006 STANDARD SPECIFICATIONS

**AMENDMENTS TO MAY 2006 STANDARD SPECIFICATIONS
UPDATED JUNE 6, 2008**

SECTION 0: GLOBAL REVISIONS

Issue Date: July 31, 2007

Global revisions are changes to contract documents not specific to a section of the Standard Specifications.

- In each contract document at each occurrence:
 1. Except where existing asphalt concrete is described, replace "asphalt concrete" with "hot mix asphalt"
 2. Except where existing AC is described, replace "AC" with "HMA" where AC means asphalt concrete

SECTION 1: DEFINITIONS AND TERMS

Issue Date: January 18, 2008

Section 1-1.01, "General," of the Standard Specifications is amended by adding the following:

- The Department is gradually changing the style and language of the specifications. The new style and language includes:
 1. Use of:
 - 1.1. Imperative mood
 - 1.2. Introductory modifiers
 - 1.3. Conditional clauses
 2. Elimination of:
 - 2.1. Language variations
 - 2.2. Definitions for industry-standard terms
 - 2.3. Redundant specifications
 - 2.4. Needless cross-references
- The use of this new style does not change the meaning of a specification not yet using this style.
- The specifications are written to the Bidder before award and the Contractor after. Before award, interpret sentences written in the imperative mood as starting with "The Bidder must" and interpret "you" as "the Bidder" and "your" as "the Bidder's." After award, interpret sentences written in the imperative mood as starting with "The Contractor must" and interpret "you" as "the Contractor" and "your" as "the Contractor's."

- Unless an object or activity is specified to be less than the total, the quantity or amount is all of the object or activity.
- All items in a list apply unless the items are specified as choices.
- Interpret terms as defined in the Contract documents. A term not defined in the Contract documents has the meaning defined in Means Illustrated Construction Dictionary, Condensed Version, Second Edition.

The 1st table in Section 1-1.02, "Abbreviations," of the Standard Specifications is amended by adding:

SSPC	The Society for Protective Coatings
------	-------------------------------------

Section 1, "Definitions and Terms," of the Standard Specifications is amended by adding the following sections:

1-1.082 BUSINESS DAY

- Day on the calendar except Saturday or holiday.

1-1.084 CALIFORNIA MANUAL ON UNIFORM TRAFFIC CONTROL DEVICES

- The California Manual on Uniform Traffic Control Devices for Streets and Highways (California MUTCD) is issued by the Department of Transportation and is the Federal Highway Administration's MUTCD 2003 Edition, as amended for use in California.

1-1.125 DEDUCTION

- Amount of money permanently taken from progress payment and final payment. Deductions are cumulative and are not retentions under Pub Cont Code § 7107.

1-1.205 FEDERAL-AID CONTRACT

- Contract that has a Federal-aid project number on the cover of the Notice to Contractors and Special Provisions.

1-1.245 HOLIDAY

1. Every Sunday
2. January 1st, New Year's Day
3. 3rd Monday in January, Birthday of Martin Luther King, Jr.
4. February 12th, Lincoln's Birthday
5. 3rd Monday in February, Washington's Birthday
6. March 31st, Cesar Chavez Day
7. Last Monday in May, Memorial Day
8. July 4th, Independence Day
9. 1st Monday in September, Labor Day
10. 2nd Monday in October, Columbus Day
11. November 11th, Veterans Day
12. 4th Thursday in November, Thanksgiving Day
13. Day after Thanksgiving Day
14. December 25th, Christmas Day

- If January 1st, February 12th, March 31st, July 4th, November 11th, or December 25th falls on a Sunday, the Monday following is a holiday. If November 11th falls on a Saturday, the preceding Friday is a holiday. Interpret "legal holiday" as "holiday."

1-1.475 WITHHOLD

- Money temporarily or permanently taken from progress payment. Withholds are cumulative and are not retentions under Pub Cont Code § 7107.

Section 1-1.255, "Legal Holidays," of the Standard Specifications is deleted.

Section 1-1.265, "Manual on Uniform Traffic Control Devices," of the Standard Specifications is deleted.

Section 1-1.266, "Manual on Uniform Traffic Control Devices California Supplement," of the Standard Specifications is deleted.

Section 1-1.39 "State," of the Standard Specifications is amended to read:

1-1.39 STATE

- The State of California, including its agencies, departments, or divisions, whose conduct or action is related to the work.

SECTION 3: AWARD AND EXECUTION OF CONTRACT

Issue Date: August 17, 2007

Section 3-1.025, "Insurance Policies," of the Standard Specifications is amended to read:

3-1.025 INSURANCE POLICIES

- The successful bidder shall submit:
 1. Copy of its commercial general liability policy and its excess policy or binder until such time as a policy is available, including the declarations page, applicable endorsements, riders, and other modifications in effect at the time of contract execution. Standard ISO form No. CG 0001 or similar exclusions are allowed if not inconsistent with Section 7-1.12, "Indemnification and Insurance." Allowance of additional exclusions is at the discretion of the Department.
 2. Certificate of insurance showing all other required coverages. Certificates of insurance, as evidence of required insurance for the auto liability and any other required policy, shall set forth deductible amounts applicable to each policy and all exclusions that are added by endorsement to each policy. The evidence of insurance shall provide that no cancellation, lapse, or reduction of coverage will occur without 10 days prior written notice to the Department.
 3. A declaration under the penalty of perjury by a certified public accountant certifying the accountant has applied Generally Accepted Accounting Principles (GAAP) guidelines confirming the successful bidder has sufficient funds and resources to cover any self-insured retentions if the self-insured retention is \$50,000 or higher.

- If the successful bidder uses any form of self-insurance for workers compensation in lieu of an insurance policy, it shall submit a certificate of consent to self-insure in accordance with the provisions of Section 3700 of the Labor Code.

Section 3-1.03, "Execution of Contract," of the Standard Specifications is amended to read:

3-1.03 EXECUTION OF CONTRACT

- The contract shall be signed by the successful bidder and returned, together with the contract bonds and the documents identified in Section 3-1.025, "Insurance Policies," within 10 business days of receiving the contract for execution.

Section 3-1.04, "Failure to Execute Contract," of the Standard Specifications is amended to read:

3-1.04 FAILURE TO EXECUTE CONTRACT

- Failure of the lowest responsible bidder, the second lowest responsible bidder, or the third lowest responsible bidder to execute the contract as required in Section 3-1.03, "Execution of Contract," within 10 business days of receiving the contract for execution shall be just cause for the forfeiture of the proposal guaranty. The successful bidder may file with the Department a written notice, signed by the bidder or the bidder's authorized representative, specifying that the bidder will refuse to execute the contract if it is presented. The filing of this notice shall have the same force and effect as the failure of the bidder to execute the contract and furnish acceptable bonds within the time specified.

Section 3-1.05, "Return of Proposal Guaranties," of the Standard Specifications is amended to read:

3-1.05 RETURN OF PROPOSAL GUARANTIES

- The Department keeps the proposal guaranties of the 1st, 2nd and 3rd lowest responsible bidders until the contract has been executed. The other bidders' guaranties, other than bidders' bonds, are returned upon determination of the 1st, 2nd, and 3rd apparent lowest bidders, and their bidders' bonds are of no further effect.

SECTION 4: SCOPE OF WORK

Issue Date: August 17, 2007

Section 4-1.01, "Intent of Plans and Specifications," of the Standard Specifications is amended by adding the following:

- Nothing in the specifications voids the Contractor's public safety responsibilities.

SECTION 5: CONTROL OF WORK

Issue Date: February 1, 2008

Section 5, "Control of Work," of the Standard Specifications is amended by adding the following sections:

5-1.005 GENERAL

- Failure to comply with any specification part is a breach of the contract and a waiver of your right to time or payment adjustment.
- After contract approval, submit documents and direct questions to the Engineer. Orders, approvals, and requests to the Contractor are by the Engineer.
- The Engineer furnishes the following in writing:
 1. Approvals
 2. Notifications
 3. Orders
- The Contractor must furnish the following in writing:
 1. Assignments
 2. Notifications
 3. Proposals
 4. Requests, sequentially numbered
 5. Subcontracts
 6. Test results
- The Department rejects a form if it has any error or any omission.
- Convert foreign language documents to English.
- Use contract administration forms available at the Department's Web site.
- If the last day for submitting a document falls on a Saturday or holiday, it may be submitted on the next business day with the same effect as if it had been submitted on the day specified.

5-1.015 RECORD RETENTION, INSPECTION, COPYING, AND AUDITING

- Retain project records and make them available for inspection, copying, and auditing by State representatives from bid preparation through:
 1. Final payment
 2. Resolution of claims, if any
- For at least 3 years after the later of these, retain and make available for inspection, copying, and auditing cost records by State representatives including:
 1. Records pertaining to bid preparation
 2. Overhead
 3. Payroll records and certified payroll
 4. Payments to suppliers and subcontractors
 5. Cost accounting records
 6. Records of subcontractors and suppliers
- Maintain the records in an organized way in the original format, electronic and hard copy, conducive to professional review and audit.
- Before contract acceptance, the State representative notifies the Contractor, subcontractor, or supplier 5 days before inspection, copying, or auditing.

- If an audit is to start more than 30 days after contract acceptance, the State representative notifies the Contractor, subcontractor, or supplier when the audit is to start.

Section 5-1.01, "Authority of Engineer," of the Standard Specifications is amended by adding:

- Failure to enforce a contract provision does not waive enforcement of any contract provision.

Section 5-1.04, "Coordination and Interpretation of Plans, Standard Specifications, and Special Provisions," of the Standard Specifications is amended to read:

5-1.04 CONTRACT COMPONENTS

- A component in one contract part applies as if appearing in each. The parts are complementary and describe and provide for a complete work.

- If a discrepancy exists:

1. The governing ranking of contract parts in descending order is:

- 1.1. Special provisions
- 1.2. Project plans
- 1.3. Revised Standard Plans
- 1.4. Standard Plans
- 1.5. Amendments to the Standard Specifications
- 1.6. Standard Specifications
- 1.7. Project information

2. Written numbers and notes on a drawing govern over graphics

3. A detail drawing governs over a general drawing

4. A detail specification governs over a general specification

5. A specification in a section governs over a specification referenced by that section

- If a discrepancy is found or confusion arises, request correction or clarification.

Section 5-1.07, "Lines and Grades," of the Standard Specifications is replaced with the following:

5-1.07 LINES AND GRADES

- The Engineer places stakes and marks under Chapter 12, "Construction Surveys," of the Department's Surveys Manual.

- Submit your request for Department-furnished stakes:

1. On a Request for Construction Stakes form. Ensure:

- 1.1. Requested staking area is ready for stakes
- 1.2. You use the stakes in a reasonable time

2. A reasonable time before starting an activity using the stakes

- Establish priorities for stakes and note priorities on the request.
- Preserve stakes and marks placed by the Engineer. If the stakes or marks are destroyed, the Engineer replaces them at the Engineer's earliest convenience and deducts the cost.

Section 5-1.116, "Differing Site Conditions," is amended to read:

5-1.116 DIFFERING SITE CONDITIONS (23 CFR 635.109)

5-1.116A Contractor's Notification

- Promptly notify the Engineer if you find either of the following:
 1. Physical conditions differing materially from either of the following:
 - 1.1. Contract documents
 - 1.2. Job site examination
 2. Physical conditions of an unusual nature, differing materially from those ordinarily encountered and generally recognized as inherent in the work provided for in the contract
- Include details explaining the information you relied on and the material differences you discovered.
 - If you fail to notify the Engineer promptly, you waive the differing site condition claim for the period between your discovery of the differing site condition and your notification to the Engineer.
 - If you disturb the site after discovery and before the Engineer's investigation, you waive the differing site condition claim.

5-1.116B Engineer's Investigation and Decision

- Upon your notification, the Engineer investigates job site conditions and:
 1. Notifies you whether to resume affected work
 2. Decides whether the condition differs materially and is cause for an adjustment of time, payment, or both

5-1.116C Protests

- You may protest the Engineer's decision by:
 1. Submitting an Initial Notice of Potential Claim within 5 business days after receipt of the Engineer's notification
 2. Complying with claim procedures
- The Initial Notice of Potential Claim must detail the differences in your position from the Engineer's determination and support your position with additional information, including additional geotechnical data. Attach to the Initial Notice of Potential Claim a certification stating that you complied with Section 2-1.03, "Examination of Plans, Specifications, Contract, and Site of Work."
 - Promptly submit supplementary information when obtained.

SECTION 6: CONTROL OF MATERIALS

Issue Date: August 17, 2007

Section 6-1.05, "Trade Names and Alternatives," of the Standard Specifications is amended to read:

6-1.05 Specific Brand or Trade Name and Substitution

- A reference to a specific brand or trade name establishes a quality standard and is not intended to limit competition. You may use a product that is equal to or better than the specified brand or trade name if approved.

- Submit a substitution request within a time period that:

1. Follows Contract award
2. Allows 30 days for review
3. Causes no delay

- Include substantiating data with the substitution request that proves the substitution:

1. Is of equal or better quality and suitability
2. Causes no delay in product delivery and installation

Section 6, "Control of Materials," of the Standard Specifications is amended by adding the following sections:

6-1.085 BUY AMERICA (23 CFR 635.410)

- For a Federal-aid contract, furnish steel and iron materials to be incorporated into the work that are produced in the United States except:

1. Foreign pig iron and processed, pelletized, and reduced iron ore may be used in the domestic production of the steel and iron materials [60 Fed Reg 15478 (03/24/1995)]
2. If the total combined cost of the materials does not exceed the greater of 0.1 percent of the total bid or \$2,500, material produced outside the United States may be used

- Production includes:

1. Processing steel and iron materials, including smelting or other processes that alter the physical form or shape (such as rolling, extruding, machining, bending, grinding, and drilling) or chemical composition
2. Coating application, including epoxy coating, galvanizing, and painting, that protects or enhances the value of steel and iron materials

- For steel and iron materials to be incorporated into the work, submit a Certificate of Compliance under Section 6-1.07, "Certificates of Compliance," of the Standard Specifications that certifies all production processes occurred in the United States except for the above exceptions.

6-1.087 BUY AMERICA (PUB RES CODE § 42703(d))

- Furnish crumb rubber to be incorporated into the work that is produced in the United States and is derived from waste tires taken from vehicles owned and operated in the United States.
- For crumb rubber to be incorporated into the work, submit a Certificate of Compliance under Section 6-1.07, "Certificates of Compliance," of the Standard Specifications that certifies only crumb rubber manufactured in the United States and derived from waste tires taken from vehicles owned and operated in the United States is used.

The 7th and 8th paragraph of Section 6-2.01, "General," of the Standard Specifications are amended to read:

- Upon the Contractor's written request, the Department tests materials from an untested local source. If satisfactory material from that source is used in the work, the Department does not charge the Contractor for the tests; otherwise, the Department deducts the test cost.

The 2nd sentence of the 7th paragraph of Section 6-2.02, "Possible Local Material Sources," of the Standard Specifications is amended to read:

- The Department deducts the charges for the removed material.

SECTION 7: LEGAL RELATIONS AND RESPONSIBILITIES

Issue Date: May 2, 2008

Section 7-1.01, "Laws To Be Observed," of the Standard Specifications is amended to read:

7-1.01 LAWS TO BE OBSERVED

- Comply with laws, regulations, orders, decrees, and permits applicable to the project. Indemnify and defend the State against any claim or liability arising from the violation of a law, regulation, order, decree, or permit by you or your employees. Immediately report to the Engineer in writing a discrepancy or inconsistency between the contract and a law, regulation, order, decree, or permit.

The 3rd listed requirement of the 1st paragraph of Section 7-1.01A(2), "Prevailing Wage," of the Standard Specifications is amended to read:

3. Upon becoming aware of the subcontractor's failure to pay the specified prevailing rate of wages to the subcontractor's workers, the Contractor must diligently take corrective action to stop or rectify the failure, including withholding sufficient funds due the subcontractor for work performed on the public works project.

The 2nd paragraph of Section 7-1.01A(2), "Prevailing Wage," of the Standard Specifications is amended to read:

- Pursuant to Section 1775 of the Labor Code, the Division of Labor Standards Enforcement must notify the Contractor on a public works project within 15 days of the receipt by the Division of Labor Standards Enforcement of a complaint of the failure of a subcontractor

on that public works project to pay workers the general prevailing rate of per diem wages. If the Division of Labor Standards Enforcement determines that employees of a subcontractor were not paid the general prevailing rate of per diem wages and if the Department did not withhold sufficient money under the contract to pay those employees the balance of wages owed under the general prevailing rate of per diem wages, the Contractor must withhold an amount of moneys due the subcontractor sufficient to pay those employees the general prevailing rate of per diem wages if requested by the Division of Labor Standards Enforcement. The Contractor must pay any money withheld from and owed to a subcontractor upon receipt of notification by the Division of Labor Standards Enforcement that the wage complaint has been resolved. If notice of the resolution of the wage complaint has not been received by the Contractor within 180 days of the filing of a valid notice of completion or acceptance of the public works project, whichever occurs later, the Contractor must pay all moneys withheld from the subcontractor to the Department. The Department withholds these moneys pending the final decision of an enforcement action.

The 2nd paragraph of Section 7-1.01A(3), "Payroll Records," of the Standard Specifications is amended to read:

- The Department withholds the penalties specified in subdivision (g) of Labor Code § 1776 for noncompliance with the requirements in Section 1776.

The 4th paragraph of Section 7-1.01A(3), "Payroll Records," of the Standard Specifications is amended to read:

- The Department withholds for delinquent or inadequate payroll records (Labor Code § 1771.5). If the Contractor has not submitted an adequate payroll record by the month's 15th day for the period ending on or before the 1st of that month, the Department withholds 10 percent of the monthly progress estimate, exclusive of mobilization. The Department does not withhold more than \$10,000 or less than \$1,000.

The 5th paragraph of Section 7-1.01A(3), "Payroll Records," of the Standard Specifications is deleted.

Section 7-1.01A(6), "Workers' Compensation," of the Standard Specifications is amended to read:

7-1.01A(6) (Blank)

The fourth sentence of the second paragraph of Section 7-1.02, "Load Limitations," of the Standard Specifications is amended to read:

- Trucks used to haul treated base, portland cement concrete, or hot mix asphalt shall enter onto the base to dump at the nearest practical entry point ahead of spreading equipment.

Section 7-1.02, "Load Limitations," of the Standard Specifications is amended by adding the following paragraph after the 4th paragraph:

- Loads imposed on existing, new, or partially completed structures shall not exceed the load carrying capacity of the structure or any portion of the structure as determined by AASHTO

LRFD with interims and California Amendments, Design Strength Limit State II. The compressive strength of concrete (f'_c) to be used in computing the load carrying capacity shall be the smaller of the following:

1. Actual compressive strength at the time of loading
2. Value of f'_c shown on the plans for that portion of the structure or 2.5 times the value of f'_c (extreme fiber compressive stress in concrete at service loads) shown on the plans for portions of the structure where no f'_c is shown

The first sentence of the eighth paragraph of Section 7-1.09, "Public Safety," of the Standard Specifications is amended to read:

- Signs, lights, flags, and other warning and safety devices and their use shall conform to the requirements set forth in Part 6 of the California MUTCD.

The sixteenth paragraph of Section 7-1.09, "Public Safety," of the Standard Specifications is amended to read:

- When vertical clearance is temporarily reduced to 15.5 feet or less, low clearance warning signs shall be placed in accordance with Part 2 of the California MUTCD and as directed by the Engineer. Signs shall conform to the dimensions, color, and legend requirements of the California MUTCD and these specifications except that the signs shall have black letters and numbers on an orange retroreflective background. W12-2P signs shall be illuminated so that the signs are clearly visible.

The last sentence of the 2nd paragraph of Section 7-1.11, "Preservation of Property," of the Standard Specifications is amended to read:

- The cost of the repairs must be borne by the Contractor and will be deducted.

Section 7-1.12, "Indemnification and Insurance," of the Standard Specifications is amended to read:

7-1.12 INDEMNIFICATION AND INSURANCE

- The Contractor's obligations regarding indemnification of the State of California and the requirements for insurance shall conform to the provisions in Section 3-1.025, "Insurance Policies," and Sections 7-1.12A, "Indemnification," and 7-1.12B, "Insurance," of this Section 7-1.12.

7-1.12A Indemnification

- The Contractor shall defend, indemnify, and save harmless the State, including its officers, employees, and agents (excluding agents who are design professionals) from any and all claims, demands, causes of action, damages, costs, expenses, actual attorneys' fees, losses or liabilities, in law or in equity (Section 7-1.12A Claims) arising out of or in connection with the Contractor's performance of this contract for:

1. Bodily injury including, but not limited to, bodily injury, sickness or disease, emotional injury or death to persons, including, but not limited to, the public, any employees or agents of the Contractor, the State, or any other contractor; and

2. Damage to property of anyone including loss of use thereof; caused or alleged to be caused in whole or in part by any negligent or otherwise legally actionable act or omission of the Contractor or anyone directly or indirectly employed by the Contractor or anyone for whose acts the Contractor may be liable.

- Except as otherwise provided by law, these requirements apply regardless of the existence or degree of fault of the State. The Contractor is not obligated to indemnify the State for Claims arising from conduct delineated in Civil Code Section 2782 and to Claims arising from any defective or substandard condition of the highway that existed at or before the start of work, unless this condition has been changed by the work or the scope of the work requires the Contractor to maintain existing highway facilities and the Claim arises from the Contractor's failure to maintain. The Contractor's defense and indemnity obligation shall extend to Claims arising after the work is completed and accepted if the Claims are directly related to alleged acts or omissions by the Contractor that occurred during the course of the work. State inspection is not a waiver of full compliance with these requirements.

- The Contractor's obligation to defend and indemnify shall not be excused because of the Contractor's inability to evaluate liability or because the Contractor evaluates liability and determine that the Contractor is not liable. The Contractor shall respond within 30 days to the tender of any Claim for defense and indemnity by the State, unless this time has been extended by the State. If the Contractor fails to accept or reject a tender of defense and indemnity within 30 days, in addition to any other remedy authorized by law, the Department may withhold such funds the State reasonably considers necessary for its defense and indemnity until disposition has been made of the Claim or until the Contractor accepts or rejects the tender of defense, whichever occurs first.

- With respect to third-party claims against the Contractor, the Contractor waives all rights of any type to express or implied indemnity against the State, its officers, employees, or agents (excluding agents who are design professionals).

- Nothing in the Contract is intended to establish a standard of care owed to any member of the public or to extend to the public the status of a third-party beneficiary for any of these indemnification specifications.

7-1.12B Insurance

7-1.12B(1) General

- Nothing in the contract is intended to establish a standard of care owed to any member of the public or to extend to the public the status of a third-party beneficiary for any of these insurance specifications.

7-1.12B(2) Casualty Insurance

- The Contractor shall procure and maintain insurance on all of its operations with companies acceptable to the State as follows:

1. The Contractor shall keep all insurance in full force and effect from the beginning of the work through contract acceptance.
2. All insurance shall be with an insurance company with a rating from A.M. Best Financial Strength Rating of A- or better and a Financial Size Category of VII or better.
3. The Contractor shall maintain completed operations coverage with a carrier acceptable to the State through the expiration of the patent deficiency in construction statute of repose set forth in Code of Civil Procedure Section 337.1.

7-1.12B(3) Workers' Compensation and Employer's Liability Insurance

- In accordance with Labor Code Section 1860, the Contractor shall secure the payment of worker's compensation in accordance with Labor Code Section 3700.
- In accordance with Labor Code Section 1861, the Contractor shall submit to the Department the following certification before performing the work:

I am aware of the provisions of Section 3700 of the Labor Code which require every employer to be insured against liability for workers' compensation or to undertake self-insurance in accordance with the provisions of that code, and I will comply with such provisions before commencing the performance of the work of this contract.

- Contract execution constitutes certification submittal.
- The Contractor shall provide Employer's Liability Insurance in amounts not less than:
 1. \$1,000,000 for each accident for bodily injury by accident
 2. \$1,000,000 policy limit for bodily injury by disease
 3. \$1,000,000 for each employee for bodily injury by disease
- If there is an exposure of injury to the Contractor's employees under the U.S. Longshoremen's and Harbor Workers' Compensation Act, the Jones Act, or under laws, regulations, or statutes applicable to maritime employees, coverage shall be included for such injuries or claims.

7-1.12B(4) Liability Insurance

7-1.12B(4)(a) General

- The Contractor shall carry General Liability and Umbrella or Excess Liability Insurance covering all operations by or on behalf of the Contractor providing insurance for bodily injury liability and property damage liability for the following limits and including coverage for:

1. Premises, operations, and mobile equipment
2. Products and completed operations
3. Broad form property damage (including completed operations)
4. Explosion, collapse, and underground hazards
5. Personal injury
6. Contractual liability

7-1.12B(4)(b) Liability Limits/Additional Insureds

- The limits of liability shall be at least the amounts shown in the following table:

Total Bid	For Each Occurrence ¹	Aggregate for Products/Completed Operation	General Aggregate ²	Umbrella or Excess Liability ³
≤\$1,000,000	\$1,000,000	\$2,000,000	\$2,000,000	\$5,000,000
>\$1,000,000				
≤\$5,000,000	\$1,000,000	\$2,000,000	\$2,000,000	\$10,000,000
>\$5,000,000				
≤\$25,000,000	\$2,000,000	\$2,000,000	\$4,000,000	\$15,000,000
>\$25,000,000	\$2,000,000	\$2,000,000	\$4,000,000	\$25,000,000
1. Combined single limit for bodily injury and property damage. 2. This limit shall apply separately to the Contractor's work under this contract. 3. The umbrella or excess policy shall contain a clause stating that it takes effect (drops down) in the event the primary limits are impaired or exhausted.				

- The Contractor shall not require certified Small Business subcontractors to carry Liability Insurance that exceeds the limits in the table above. Notwithstanding the limits specified herein, at the option of the Contractor, the liability insurance limits for certified Small Business subcontractors of any tier may be less than those limits specified in the table. For Small Business subcontracts, "Total Bid" shall be interpreted as the amount of subcontracted work to a certified Small Business.

- The State, including its officers, directors, agents (excluding agents who are design professionals), and employees, shall be named as additional insureds under the General Liability and Umbrella Liability Policies with respect to liability arising out of or connected with work or operations performed by or on behalf of the Contractor under this contract. Coverage for such additional insureds does not extend to liability:

- Arising from any defective or substandard condition of the roadway which existed at or before the time the Contractor started work, unless such condition has been changed by the work or the scope of the work requires the Contractor to maintain existing roadway facilities and the claim arises from the Contractor's failure to maintain;
- For claims occurring after the work is completed and accepted unless these claims are directly related to alleged acts or omissions of the Contractor that occurred during the course of the work; or
- To the extent prohibited by Insurance Code Section 11580.04

- Additional insured coverage shall be provided by a policy provision or by an endorsement providing coverage at least as broad as Additional Insured (Form B) endorsement form CG 2010, as published by the Insurance Services Office (ISO), or other form designated by the Department.

7-1.12B(4)(c) Contractor's Insurance Policy is Primary

- The policy shall stipulate that the insurance afforded the additional insureds applies as primary insurance. Any other insurance or self-insurance maintained by the State is excess only and shall not be called upon to contribute with this insurance.

7-1.12B(5) Automobile Liability Insurance

- The Contractor shall carry automobile liability insurance, including coverage for all owned, hired, and nonowned automobiles. The primary limits of liability shall be not less than \$1,000,000 combined single limit each accident for bodily injury and property damage. The

umbrella or excess liability coverage required under Section 7-1.12B(4)(b) also applies to automobile liability.

7-1.12B(6) Policy Forms, Endorsements, and Certificates

- The Contractor shall provide its General Liability Insurance under Commercial General Liability policy form No. CG0001 as published by the Insurance Services Office (ISO) or under a policy form at least as broad as policy form No. CG0001.

7-1.12B(7) Deductibles

- The State may expressly allow deductible clauses, which it does not consider excessive, overly broad, or harmful to the interests of the State. Regardless of the allowance of exclusions or deductions by the State, the Contractor is responsible for any deductible amount and shall warrant that the coverage provided to the State is in accordance with Section 7-1.12B, "Insurance."

7-1.12B(8) Enforcement

- The Department may assure the Contractor's compliance with its insurance obligations. Ten days before an insurance policy lapses or is canceled during the contract period, the Contractor shall submit to the Department evidence of renewal or replacement of the policy.

- If the Contractor fails to maintain any required insurance coverage, the Department may maintain this coverage and withhold or charge the expense to the Contractor or terminate the Contractor's control of the work in accordance with Section 8-1.08, "Termination of Control."

- The Contractor is not relieved of its duties and responsibilities to indemnify, defend, and hold harmless the State, its officers, agents, and employees by the Department's acceptance of insurance policies and certificates.

- Minimum insurance coverage amounts do not relieve the Contractor for liability in excess of such coverage, nor do they preclude the State from taking other actions available to it, including the withholding of funds under this contract.

7-1.12B(9) Self-Insurance

- Self-insurance programs and self-insured retentions in insurance policies are subject to separate annual review and approval by the State.

- If the Contractor uses a self-insurance program or self-insured retention, the Contractor shall provide the State with the same protection from liability and defense of suits as would be afforded by first-dollar insurance. Execution of the contract is the Contractor's acknowledgement that the Contractor will be bound by all laws as if the Contractor were an insurer as defined under Insurance Code Section 23 and that the self-insurance program or self-insured retention shall operate as insurance as defined under Insurance Code Section 22.

SECTION 8: PROSECUTION AND PROGRESS

Issue Date: August 17, 2007

The 2nd paragraph of Section 8-1.02, "Assignment," of the Standard Specifications is amended to read:

- If the Contractor assigns the right to receive contract payments, the Department accepts the assignment upon the Engineer's receipt of a notice. Assigned payments remain subject to

deductions and withholds described in the contract. The Department may use withheld payments for work completion whether payments are assigned or not.

SECTION 9: MEASUREMENT AND PAYMENT

Issue Date: August 17, 2007

The last sentence of the 1st paragraph of Section 9-1.02, "Scope of Payment," of the Standard Specifications is amended to read:

- Neither the payment of any estimate nor of any retained percentage or withhold relieves the Contractor of any obligation to make good any defective work or material.

The 6th paragraph of Section 9-1.03C, "Records," of the Standard Specifications is deleted.

The 2nd sentence of the 14th paragraph of Section 9-1.04, "Notice of Potential Claim," of the Standard Specifications is amended to read:

- Administrative disputes are disputes of administrative deductions or withholds, contract item quantities, contract item adjustments, interest payments, protests of contract change orders as provided in Section 4-1.03A, "Procedure and Protest," and protests of the Weekly Statement of Working Days as provided in Section 8-1.06, "Time of Completion."

Section 9-1.05, "Stop Notices," of the Standard Specifications is amended to read:

9-1.05 STOP NOTICE WITHHOLDS

- The Department may withhold payments to cover claims filed under Civ Code § 3179 et seq.

Section 9, "Measurement and Payment," of the Standard Specifications is amended by adding the following sections:

9-1.053 PERFORMANCE FAILURE WITHHOLDS

- During each estimate period you fail to comply with a contract part, including submittal of a document as specified, the Department withholds a part of the progress payment. The documents include quality control plans, schedules, traffic control plans, and water pollution control submittals.

- For 1 performance failure, the Department withholds 25 percent of the progress payment but does not withhold more than 10 percent of the total bid.

- For multiple performance failures, the Department withholds 100 percent of the progress payment but does not withhold more than 10 percent of the total bid.

- The Department returns performance-failure withholds in the progress payment following the correction of noncompliance.

9-1.055 PENALTY WITHHOLDS

- Penalties include fines and damages that are proposed, assessed, or levied against you or the Department by a governmental agency or citizen lawsuit. Penalties are also payments made or costs incurred in settling alleged permit violations of Federal, State, or local laws, regulations,

or requirements. The cost incurred may include the amount spent for mitigation or correcting a violation.

- If you or the Department is assessed a penalty, the Department may withhold the penalty amount until the penalty disposition has been resolved. The Department may withhold penalty funds and notify you within 15 days of the withhold. If the penalty amount is less than the amount being withheld from progress payments for retentions, the Department will not withhold the penalty amount.

- If the penalty is resolved for less than the amount withheld, the Department pays interest at a rate of 6 percent per year on the excess withhold. If the penalty is not resolved, the withhold becomes a deduction.

- Instead of the withhold, you may provide a bond payable to the Department of Transportation equal to the highest estimated liability for any disputed penalties proposed.

9-1.057 PROGRESS WITHHOLDS FOR FEDERAL-AID CONTRACTS

- Section 9-1.057, "Progress Withholds for Federal-Aid Contracts," applies to a Federal-aid contract.

- The Department withholds 10 percent of a partial payment for noncompliant progress. Noncompliant progress occurs when:

1. Total days to date exceed 75 percent of the revised contract working days
2. Percent of working days elapsed exceeds the percent of value of work completed by more than 15 percent

- The Engineer determines the percent of working days elapsed by dividing the total days to date by the revised contract working days and converting the quotient to a percentage.

- The Engineer determines the percent of value of work completed by summing payments made to date and the amount due on the current progress estimate, dividing this sum by the current total estimated value of the work, and converting the quotient to a percentage. These amounts are shown on the Progress Payment Voucher.

- When the percent of working days elapsed minus the percent of value of work completed is less than or equal to 15 percent, the Department returns the withhold in the next progress payment.

The 3rd paragraph of Section 9-1.06, "Partial Payments," of the Standard Specifications is amended to read:

- For a non-Federal-aid project, the Department retains 10 percent of the estimated value of the work done and 10 percent of the value of materials estimated to have been furnished and delivered and unused or furnished and stored as part security for the fulfillment of the contract by the Contractor, except that at any time after 20 percent of the work has been completed, if the Engineer finds that satisfactory progress is being made, the Department may reduce the total amount being retained from payment pursuant to the above requirements to 5 percent of the total estimated value of the work and materials and may also reduce the amount retained from any of the remaining partial payments to 5 percent of the estimated value of the work and materials. In addition, on any partial payment made after 95 percent of the work has been completed, the Department may reduce the amount retained from payment pursuant to the requirements of this Section 9-1.06, to such lesser amount as the Department determines is adequate security for the fulfillment of the balance of the work and other requirements of the contract, but in no event is that amount reduced to less than 125 percent of the estimated value of the work yet to be

completed as determined by the Engineer. The reduction is made only upon the request of the Contractor and must be approved in writing by the surety on the performance bond and by the surety on the payment bond. The approval of the surety must be submitted to the Disbursing Officer of the Department; the signature of the person executing the approval for the surety must be properly acknowledged and the power of attorney authorizing the person to give that consent must either accompany the document or be on file with the Department. The retentions specified in this paragraph are those defined in Pub Cont Code § 7107(b).

The 1st sentence of the 4th paragraph of Section 9-1.06, "Partial Payments," of the Standard Specifications is amended to read:

- The Department shall pay monthly to the Contractor, while carrying on the work, the balance not retained, as aforesaid, after deducting therefrom all previous payments and all sums to be deducted or withheld under the provisions of the contract.

The title and 1st and 2nd paragraphs of Section 9-1.065, "Payment of Withheld Funds," of the Standard Specifications are amended to read:

9-1.065 RELEASE OF RETAINED FUNDS

- The Department releases retained funds if you:
 1. Request release of the retention (Pub Cont Code § 10263) in writing
 2. Deposit securities equivalent to the funds you want released into escrow with the State Treasurer or with a bank acceptable to the Department
 3. Are the beneficial owner of and receive interest on the deposited securities substituted for the retained funds

The 2nd sentence Section 9-1.07A, "Payment Prior to Proposed Final Estimate," of the Standard Specifications is amended to read:

- The Department pays the balance due less previous payments, deductions, withholds, and retentions under the provisions of the contract and those further amounts that the Engineer determines to be necessary pending issuance of the proposed final estimate and payment thereon.

The 1st paragraph of Section 9-1.07B, "Final Payment and Claims," of the Standard Specifications is amended to read:

- After acceptance by the Director, the Engineer makes a proposed final estimate of the total amount payable to the Contractor, including an itemization of the total amount, segregated by contract item quantities, extra work, and other basis for payment, and shows each deduction made or to be made for prior payments and amounts to be deducted, withheld, or retained under the provisions of the contract. Prior estimates and payments are subject to correction in the proposed final estimate. The Contractor must submit written approval of the proposed final estimate or a written statement of claims arising under or by virtue of the contract so that the Engineer receives the written approval or statement of claims no later than close of business of the 30th day after receiving the proposed final estimate. The Contractor's receipt of the proposed final estimate must be evidenced by postal receipt. The Engineer's receipt of the Contractor's written approval or statement of claims must be evidenced by postal receipt or the Engineer's written receipt if delivered by hand.

SECTION 12: CONSTRUCTION AREA TRAFFIC CONTROL DEVICES

Issue Date: October 6, 2006

The first sentence of the second paragraph of Section 12-1.01, "Description," of the Standard Specifications is amended to read:

- Attention is directed to Part 6 of the California MUTCD.

Section 12-2.01, "Flaggers," of the Standard Specifications is amended to read:

12-2.01 FLAGGERS

• Flaggers while on duty and assigned to traffic control or to give warning to the public that the highway is under construction and of any dangerous conditions to be encountered as a result thereof, shall perform their duties and shall be provided with the necessary equipment in conformance with Part 6 of the California MUTCD. The equipment shall be furnished and kept clean and in good repair by the Contractor at the Contractor's expense.

The first paragraph of Section 12-3.01, "General," of the Standard Specifications is amended to read:

• In addition to the requirements in Part 6 of the California MUTCD, all devices used by the Contractor in the performance of the work shall conform to the provisions in this Section 12-3.

The second sentence of the first paragraph of Section 12-3.06, "Construction Area Signs," of the Standard Specifications is amended to read:

- Construction area signs are shown in or referred to in Part 6 of the California MUTCD.

The first sentence of the fourth paragraph of Section 12-3.06, "Construction Area Signs," of the Standard Specifications is amended to read:

• All construction area signs shall conform to the dimensions, color and legend requirements of the plans, Part 6 of the California MUTCD and these specifications.

The first sentence of the eighth paragraph of Section 12-3.06, "Construction Area Signs," of the Standard Specifications is amended to read:

• Used signs with the specified sheeting material will be considered satisfactory if they conform to the requirements for visibility and legibility and the colors conform to the requirements in Part 6 of the California MUTCD.

SECTION 19: EARTHWORK

Issue Date: July 31, 2007

Section 19-1.03, "Grade Tolerance," of the Standard Specifications is amended to read:

- Immediately prior to placing subsequent layers of material thereon, the grading plane shall conform to one of the following:
 - A. When hot mix asphalt is to be placed on the grading plane, the grading plane at any point shall not vary more than 0.05-foot above or below the grade established by the Engineer.
 - B. When subbase or base material to be placed on the grading plane is to be paid for by the ton, the grading plane at any point shall not vary more than 0.10-foot above or below the grade established by the Engineer.
 - C. When the material to be placed on the grading plane is to be paid for by the cubic yard, the grading plane at any point shall be not more than 0.05-foot above the grade established by the Engineer.

The first paragraph of Section 19-3.025C, "Soil Cement Bedding," of the Standard Specifications is amended to read:

- Cementitious material used in soil cement bedding shall conform to the provisions in Section 90-2.01, "Cementitious Materials." Supplementary cementitious material will not be required.

The fourth paragraph of Section 19-3.025C, "Soil Cement Bedding," of the Standard Specifications is amended to read:

- The aggregate, cementitious material, and water shall be proportioned either by weight or by volume. Soil cement bedding shall contain not less than 282 pounds of cementitious material per cubic yard. The water content shall be sufficient to produce a fluid, workable mix that will flow and can be pumped without segregation of the aggregate while being placed.

The first paragraph of Section 19-3.062, "Slurry Cement Backfill," of the Standard Specifications is amended to read:

- Slurry cement backfill shall consist of a fluid, workable mixture of aggregate, cementitious material, and water.

The fifth paragraph of Section 19-3.062, "Slurry Cement Backfill," of the Standard Specifications is amended to read:

- Cementitious material shall conform to the provisions in Section 90-2.01, "Cementitious Materials." Supplementary cementitious material will not be required.

The eighth paragraph of Section 19-3.062, "Slurry Cement Backfill," of the Standard Specifications is amended to read:

- The aggregate, cementitious material, and water shall be proportioned either by weight or by volume. Slurry cement backfill shall contain not less than 188 pounds of cementitious material per cubic yard. The water content shall be sufficient to produce a fluid, workable mix that will flow and can be pumped without segregation of the aggregate while being placed.

SECTION 20: EROSION CONTROL AND HIGHWAY PLANTING

Issue Date: August 17, 2007

Section 20-2.03, "Soil Amendment," of the Standard Specifications is amended to read:

20-2.03 SOIL AMENDMENT

- Soil amendment shall comply with the requirements in the California Food and Agricultural Code.
- Soil amendment producers shall comply with the following:
 1. Be fully permitted to produce compost as specified under the California Integrated Waste Management Board, Local Enforcement Agencies and any other State and Local Agencies that regulate Solid Waste Facilities. If exempt from State permitting requirements, the composting facility must certify that it follows guidelines and procedures for production of compost meeting the environmental health standards of Title 14, California Code of Regulations, Division 7, Chapter 3.1, Article 7.
 2. Be a participant in United States Composting Council's Seal of Testing Assurance program.
- Soil amendment shall be composted and may be derived from any single, or mixture of any of the following feedstock materials:
 1. Green material consisting of chipped, shredded, or ground vegetation; or clean processed recycled wood products
 2. Biosolids
 3. Manure
 4. Mixed food waste
- Soil amendment feedstock materials shall be composted to reduce weed seeds, pathogens and deleterious materials as specified under Title 14, California Code of Regulations, Division 7, Chapter 3.1, Article 7, Section 17868.3.
- Soil amendment shall not be derived from mixed municipal solid waste and must be reasonably free of visible contaminants. Soil amendment must not contain paint, petroleum products, pesticides or any other chemical residues harmful to animal life or plant growth. Soil amendment must not possess objectionable odors.
- Metal concentrations in soil amendment must not exceed the maximum metal concentrations listed in Title 14, California Code of Regulations, Division 7, Chapter 3.1, Section 17868.2.
- Soil amendment must comply with the following:

Physical/Chemical Requirements		
Property	Test Method	Requirement
pH	*TMECC 04.11-A, Elastometric pH 1:5 Slurry Method, pH Units	6.0–8.0
Soluble Salts	TMECC 04.10-A, Electrical Conductivity 1:5 Slurry Method dS/m (mmhos/cm)	0-10.0
Moisture Content	TMECC 03.09-A, Total Solids & Moisture at 70+/- 5 deg C, % Wet Weight Basis	30–60
Organic Matter Content	TMECC 05.07-A, Loss-On-Ignition Organic Matter Method (LOI), % Dry Weight Basis	30–65
Maturity	TMECC 05.05-A, Germination and Vigor Seed Emergence Seedling Vigor % Relative to Positive Control	80 or Above 80 or Above
Stability	TMECC 05.08-B, Carbon Dioxide Evolution Rate mg CO ₂ -C/g OM per day	8 or below
Particle Size	TMECC 02.02-B Sample Sieving for Aggregate Size Classification % Dry Weight Basis	95% Passing 5/8 inch 70% Passing 3/8 inch
Pathogen	TMECC 07.01-B, Fecal Coliform Bacteria < 1000 MPN/gram dry wt.	Pass
Pathogen	TMECC 07.01-B, Salmonella < 3 MPN/4 grams dry wt.	Pass
Physical Contaminants	TMECC 02.02-C, Man Made Inert Removal and Classification: Plastic, Glass and Metal, % > 4mm fraction	Combined Total: < 1.0
Physical Contaminants	TMECC 02.02-C, Man Made Inert Removal and Classification: Sharps (Sewing needles, straight pins and hypodermic needles), % > 4mm fraction	None Detected

*TMECC refers to "Test Methods for the Examination of Composting and Compost," published by the United States Department of Agriculture and the United States Compost Council (USCC).

- Prior to application, the Contractor shall provide the Engineer with a copy of the soil amendment producer's Compost Technical Data Sheet and a copy of the compost producers STA certification. The Compost Technical Data Sheet shall include laboratory analytical test results, directions for product use, and a list of product ingredients.
- Prior to application, the Contractor shall provide the Engineer with a Certificate of Compliance in conformance with the provisions in Section 6-1.07, "Certificates of Compliance," of the Standard Specifications.

The last 3 paragraphs of Section 20-2.10, "Seed," of the Standard Specifications are deleted.

The last paragraph of Section 20-3.04A, "General," of the Standard Specifications is deleted.

Section 20-4.055, "Pruning," of the Standard Specifications is amended to read:

20-4.055 PRUNING

- Pruning of plants shall be consistent with American National Standards Institute (ANSI), "Tree, Shrub and Other Woody Plant Maintenance Standard Practices," ANSI 300 (Part 1)-2001 and "Best Management Practices Tree Pruning," 2002 (ISBN 1-881956318), published by the International Society of Arboriculture, P.O. Boc 3129, Champaign, IL 61826.

SECTION 25: AGGREGATE SUBBASES

Issue Date: February 16, 2007

The first paragraph of Section 25-1.02A, "Class 1, Class 2, and Class 3 Aggregate Subbases," of the Standard Specifications is amended to read:

- Aggregate must be clean and free from organic matter and other deleterious substances. Aggregate must consist of any combination of:

1. Broken stone
2. Crushed gravel
3. Natural rough surfaced gravel
4. Sand
5. Up to 100 percent of any combination of processed:
 - 5.1. Asphalt concrete
 - 5.2. Portland cement concrete
 - 5.3. Lean concrete base
 - 5.4. Cement treated base

The first paragraph of Section 25-1.02B, "Class 4 Aggregate Subbase," of the Standard Specifications is amended to read:

- Aggregate must be clean and free from organic matter and other deleterious substances. Aggregate must consist of any combination of:

1. Broken stone
2. Crushed gravel
3. Natural rough surfaced gravel
4. Sand
5. Up to 100 percent of any combination of processed:
 - 5.1. Asphalt concrete
 - 5.2. Portland cement concrete
 - 5.3. Lean concrete base
 - 5.4. Cement treated base

SECTION 26: AGGREGATE BASE

Issue Date: February 16, 2007

The first paragraph of Section 26-1.02A, "Class 2 Aggregate Base," of the Standard Specifications is amended to read:

- Aggregate must be clean and free from organic matter and other deleterious substances. Aggregate must consist of any combination of:

1. Broken stone

2. Crushed gravel
3. Natural rough surfaced gravel
4. Sand
5. Up to 100 percent of any combination of processed:
 - 5.1. Asphalt concrete
 - 5.2. Portland cement concrete
 - 5.3. Lean concrete base
 - 5.4. Cement treated base

The first paragraph of Section 26-1.02B, "Class 3 Aggregate Base," of the Standard Specifications is amended to read:

- Aggregate must be clean and free from organic matter and other deleterious substances. Aggregate must consist of any combination of:

1. Broken stone
2. Crushed gravel
3. Natural rough surfaced gravel
4. Sand
5. Up to 100 percent of any combination of processed:
 - 5.1. Asphalt concrete
 - 5.2. Portland cement concrete
 - 5.3. Lean concrete base
 - 5.4. Cement treated base

SECTION 27: CEMENT TREATED BASES

Issue Date: July 31, 2007

The first paragraph of Section 27-1.02, "Materials," of the Standard Specifications is amended to read:

- Cement shall be Type II portland cement conforming to the provisions in Section 90-2.01A, "Cement."

The third paragraph of Section 27-1.02, "Materials," of the Standard Specifications is amended to read:

- Aggregate for use in Class A cement treated base shall be of such quality that when mixed with cement in an amount not to exceed 5 percent by weight of the dry aggregate and compacted at optimum moisture content, the compressive strength of a sample of the compacted mixture shall not be less than 750 pounds per square inch at 7 days, when tested by California Test 312.

The fourth paragraph of Section 27-1.02, "Materials," of the Standard Specifications is amended to read:

- Aggregate for use in Class B cement treated base shall have a Resistance (R-value) of not less than 60 before mixing with cement and a Resistance (R-value) of not less than 80 after mixing with cement in an amount not to exceed 2.5 percent by weight of the dry aggregate.

The ninth paragraph of Section 27-1.07, "Compacting," of the Standard Specifications is amended to read:

- When surfacing material is hot mix asphalt, the low areas shall be filled with hot mix asphalt conforming to the requirements for the lowest layer of hot mix asphalt to be placed as surfacing. This filling shall be done as a separate operation prior to placing the lowest layer of surfacing, and full compensation for this filling will be considered as included in the contract price paid for cement treated base and no additional compensation will be allowed therefor.

SECTION 28: LEAN CONCRETE BASE

Issue Date: July 31, 2007

The first paragraph of Section 28-1.02, "Materials," of the Standard Specifications is amended to read:

- Cement shall be Type II portland cement conforming to the provisions in Section 90-2.01A, "Cement."

The sixth paragraph of Section 28-1.02, "Materials," of the Standard Specifications is amended to read:

- Aggregate shall be of such quality that, when mixed with cement in an amount not to exceed 300 pounds per cubic yard, and tested in conformance with the requirements in California Test 548, the compressive strength of a sample will be not less than 700 pounds per square inch at 7 days.

The second paragraph of Section 28-1.06, "Spreading, Compacting and Shaping," of the Standard Specifications is amended to read:

- In advance of curing operations, lean concrete base to be surfaced with hot mix asphalt shall be textured with a drag strip of burlap, a broom or a spring steel tine device which will produce scoring in the finished surface. The scoring shall be parallel with the centerline or transverse thereto. The operation shall be performed at a time and in a manner to produce the coarsest texture practical for the method used.

The second paragraph of Section 28-1.08, "Surfaces Not Within Tolerance," of the Standard Specifications is amended to read:

- Hardened lean concrete base with a surface lower than 0.05-foot below the grade established by the Engineer shall be removed and replaced with lean concrete base which complies with these specifications, or if permitted by the Engineer, the low areas shall be filled with pavement material as follows:

1. When pavement material is hot mix asphalt, the low areas shall be filled with hot mix asphalt conforming to the requirements for the lowest layer of hot mix asphalt to be placed as pavement. This shall be done as a separate operation prior to placing the lowest layer of pavement, and full compensation for this filling will be considered as included in the contract price paid per cubic yard for lean concrete base and no additional compensation will be allowed therefor.
2. When pavement material is portland cement concrete, the low areas shall be filled with pavement concrete at the time and in the same operation that the pavement is placed. Full compensation for this filling will be considered as included in the contract price paid per cubic yard for lean concrete base and no additional compensation will be allowed therefor.

SECTION 29: TREATED PERMEABLE BASES

Issue Date: July 31, 2007

The second paragraph of Section 29-1.02B, "Cement Treated Permeable Base," of the Standard Specifications is amended to read:

- Cement shall be Type II portland cement conforming to the provisions in Section 90-2.01A, "Cement."

The first paragraph of Section 29-1.04A, "Asphalt Treated Permeable Base," of the Standard Specifications is amended to read:

- Aggregates and asphalt for asphalt treated permeable base shall be stored, proportioned and mixed in the same manner provided for storing, proportioning and mixing aggregates and asphalt for hot mix asphalt in Section 39-1.08, "Production," except as follows:

1. The aggregate need not be separated into sizes.
2. The temperature of the aggregate before adding the asphalt binder shall be not less than 275° F nor more than 325° F.
3. Asphalt treated permeable base stored in excess of 2 hours shall not be used in the work.
4. The aggregate shall be combined with 2.5 percent paving asphalt by weight of the dry aggregate. After testing samples of the Contractor's proposed aggregate supply, the Engineer may order an increase or decrease in the asphalt content. If an increase or decrease is ordered, and the increase or decrease exceeds the specified amount by more than 0.1-percent by weight of the dry aggregate, the compensation payable to the Contractor for the asphalt treated permeable base will be increased or decreased on the basis of the total increase or decrease in asphalt.
5. The asphalt content of the asphalt mixture will be determined, at the option of the Engineer, by extraction tests in conformance with the requirements in California Test 310 or 362, or will be determined in conformance with the requirements in California Test 379. The bitumen ratio pounds of asphalt per 100 pounds of dry aggregate shall not vary by more than 0.5-pound of asphalt above or 0.5-pound of asphalt below the amount designated by the Engineer. Compliance with this requirement will be determined either by taking samples from trucks at the plant or from the mat behind the paver before rolling. If the sample is taken from the mat behind the paver, the bitumen ratio shall be

not less than the amount designated by the Engineer, less 0.7-pound of asphalt per 100 pounds of dry aggregate.

The second paragraph of Section 29-1.04B, "Cement Treated Permeable Base," of the Standard Specifications is amended to read:

- Cement treated permeable base shall contain not less than 287 pounds of cement per cubic yard.

The first paragraph of Section 29-1.05, "Spreading and Compacting Asphalt Treated Permeable Base," of the Standard Specifications is amended to read:

- Asphalt treated permeable base shall be spread and compacted as specified for hot mix asphalt under the "Method" construction process in Section 39, "Hot Mix Asphalt," and these specifications.

The second paragraph of Section 29-1.07, "Surfaces Not Within Tolerance," of the Standard Specifications is amended to read:

- Hardened treated permeable base with a surface lower than 0.05-foot below the grade established by the Engineer shall be removed and replaced with treated permeable base which complies with these specifications, or if permitted by the Engineer, the low areas shall be filled with pavement material as follows:

1. When pavement material is hot mix asphalt, the low areas shall be filled with hot mix asphalt conforming to the requirements for the lowest layer of hot mix asphalt to be placed as pavement. This shall be done as a separate operation prior to placing the lowest layer of pavement.
2. When pavement material is portland cement concrete, the low areas shall be filled with pavement concrete at the time and in the same operation in which the pavement is placed.
3. Full compensation for filling low areas will be considered as included in the contract price paid per cubic yard for treated permeable base and no additional compensation will be allowed therefor.

SECTION 37: BITUMINOUS SEALS

Issue Date: August 17, 2007

The fourth through sixth paragraphs in Section 37-1.03, "Maintaining Traffic," of the Standard Specifications are amended to read:

- On 2-lane two-way roadways, W8-7 "LOOSE GRAVEL" signs and W13-1 (35) speed advisory signs shall be furnished and placed adjacent to both sides of the traveled way where screenings are being spread on a traffic lane. The first W8-7 sign in each direction shall be placed where traffic first encounters loose screenings, regardless of which lane the screenings are being spread on. The W13-1 (35) signs need not be placed in those areas with posted speed limits of less than 40 MPH. The signs shall be placed at maximum 2,000-foot intervals along each side of the traveled way and at public roads or streets entering the seal coat area as directed by the Engineer.

- On multilane roadways (freeways, expressways and multilane conventional highways) where screenings are being spread on a traffic lane, W8-7 "LOOSE GRAVEL" signs and W13-1 (35) speed advisory signs shall be furnished and placed adjacent to the outside edge of the traveled way nearest to the lane being worked on. The first W8-7 sign shall be placed where the screenings begin with respect to the direction of travel on that lane. The W13-1 (35) signs need not be placed in those areas with posted speed limits of less than 40 MPH. The signs shall be placed at maximum 2,000-foot intervals along the edge of traveled way and at on-ramps, public roads or streets entering the seal coat area as directed by the Engineer.

- The W8-7 and W13-1 signs shall be maintained in place at each location until final brooming of the seal coat surface at that location is completed. The W8-7 and W13-1 signs shall conform to the provisions for construction area signs in Section 12, "Construction Area Traffic Control Devices." The signs may be set on temporary portable supports with the W13-1 below the W8-7 or on barricades with the W13-1 sign alternating with the W8-7 sign.

The second paragraph of Section 37-1.07, "Finishing," of the Standard Specifications is amended to read:

- Rollers shall be oscillating type pneumatic-tired rollers. A minimum of 2 pneumatic-tired rollers conforming to the provisions in Section 39-3.03 "Spreading and Compacting Equipment," shall be furnished.

The second paragraph in Section 37-1.09, "Payment," of the Standard Specifications is amended to read:

- The above prices and payments shall include full compensation for furnishing all labor, materials, tools, equipment and incidentals, and for doing all the work involved in applying seal coat, complete in place, including furnishing, placing, maintaining, and removing W8-7 and W13-1 signs, when required, and temporary supports or barricades for the signs, as shown on the plans, and as specified in these specifications and the special provisions, and as directed by the Engineer.

SECTION 40: PORTLAND CEMENT CONCRETE PAVEMENT

Issue Date: January 5, 2007

Section 40-1.015, "Cement Content," is deleted.

Section 40-1.05, "Proportioning," of the Standard Specifications is amended to read:

- Aggregate and cementitious material proportioning shall conform to the provisions in Section 90-5, "Proportioning."

The first paragraph in Section 40-1.105, "Exit Ramp Termini," of the Standard Specifications is amended to read:

- Concrete pavement shall be constructed at the ends of exit ramps when required by the plans or the special provisions. Texturing for exit ramp termini shall be by means of heavy brooming in a direction normal to ramp centerline. The hardened surface shall have a coefficient

of friction not less than 0.35 as determined by California Test 342. Minimum cementitious material content of concrete in pavement for exit ramp termini shall be 590 pounds per cubic yard.

The first paragraph in Section 40-1.14, "Payment," of the Standard Specifications is amended to read:

- The contract price paid per cubic yard for concrete pavement shall include full compensation for furnishing all labor, materials (including cementitious material in the amount specified), tools, equipment, and incidentals, and for doing all the work involved in constructing the portland cement concrete pavement, complete in place, as shown on the plans, and as specified in these specifications and the special provisions, and as directed by the Engineer.

SECTION 41: PAVEMENT SUBSEALING AND JACKING

Issue Date: January 5, 2007

The second paragraph of Section 41-1.02, "Materials," of the Standard Specifications is amended to read:

- Cement for grout shall be Type II portland cement conforming to the provisions in Section 90-2.01A, "Cement."

The third paragraph of Section 41-1.02, "Materials," of the Standard Specifications is amended to read:

- Fly ash shall conform to the requirements in AASHTO Designation: M 295 for either Class C or for Class F. The brand of fly ash used in the work shall conform to the provisions for approval of admixture brands in Section 90-4.03, "Admixture Approval."

The fifth paragraph of Section 41-1.02, "Materials," of the Standard Specifications is amended to read:

- Chemical admixtures and calcium chloride may be used. Chemical admixtures in the grout mix shall conform to the provisions in Section 90-4, "Admixtures." Calcium chloride shall conform to ASTM Designation: D 98.

SECTION 49: PILING

Issue Date: June 6, 2008

The 4th paragraph of Section 49-1.03, "Determination of Length," of the Standard Specifications is amended to read:

- Modification to the specified installation methods and specified pile tip elevation will not be considered at locations where settlement, tension demands, or lateral load demands control design pile tip elevations or when the plans state that specified pile tip elevation shall not be revised.

The first sentence of the sixth paragraph of Section 49-1.03, "Determination of Length," of the Standard Specifications is amended to read:

- Indicator compression pile load testing shall conform to the requirements in ASTM Designation: D 1143-81.

The first sentence of the seventh paragraph of Section 49-1.03, "Determination of Length," of the Standard Specifications is amended to read:

- Indicator tension pile load testing shall conform to the requirements in ASTM Designation: D 3689-90.

The 9th paragraph of Section 49-1.03, "Determination of Length," of the Standard Specifications is amended to read:

- The Contractor shall furnish piling of sufficient length to obtain the specified tip elevation shown on the plans or specified in the special provisions.

The sixth paragraph in Section 49-1.04, "Load Test Piles," of the Standard Specifications is amended to read:

- The Contractor may use additional cementitious material in the concrete for the load test and anchor piles.

The 1st paragraph of Section 49-6.01, "Measurement," of the Standard Specifications is amended to read:

- The length of timber, steel, and precast prestressed concrete piles, and of cast-in-place concrete piles consisting of driven shells filled with concrete, shall be measured along the longest side, from the tip elevation shown on the plans to the plane of pile cut-off.

Section 49-6.02, "Payment," of the Standard Specifications is amended by adding the following:

- When pile tips are revised by the Engineer for timber, steel, and precast prestressed concrete piles, and for cast-in-place concrete piles consisting of driven shells filled with concrete, the additional length required, including all materials, equipment, and labor for furnishing, splicing, and installing the piling, will be paid for as extra work as provided in Section 4-1.03D, "Extra Work."

- All remedial work required to achieve the required nominal resistance, including suspending driving operations above the required tip elevation and re-driving piles at a later time, when directed by the Engineer, will be paid for as extra work as provided in Section 4-1.03D, "Extra Work."

SECTION 50: PRESTRESSING CONCRETE

Issue Date: April 4, 2008

The 2nd paragraph in Section 50-1.07, "Ducts," of the Standard Specifications is amended to read:

- Ducts shall be fabricated with either welded or interlocked seams. Galvanizing of the welded seam will not be required. Ducts shall have sufficient strength to maintain their correct alignment during placing of concrete. Joints between sections of duct shall be positive metallic connections which do not result in angle changes at the joints. Waterproof tape shall be used at the connections. Ducts shall be bent without crimping or flattening. Transition couplings connecting the ducts to anchoring devices shall be either ferrous metal or polyolefin. Ferrous metal transition couplings need not be galvanized.

The 3rd paragraph in Section 50-1.05, "Prestressing Steel," of the Standard Specifications is amended by deleting item A.

The seventh paragraph in Section 50-1.07, "Ducts," of the Standard Specifications is amended to read:

- All ducts with a total length of 400 feet or more shall be vented. Vents shall be placed at intervals of not more than 400 feet and shall be located within 6 feet of every high point in the duct profile. Vents shall be 1/2 inch minimum diameter standard pipe or suitable plastic pipe. Connections to ducts shall be made with metallic or plastic structural fasteners. Plastic components, if selected, shall not react with the concrete or enhance corrosion of the prestressing steel and shall be free of water soluble chlorides. The vents shall be mortar tight, taped as necessary, and shall provide means for injection of grout through the vents and for sealing the vents. Ends of vents shall be removed one inch below the roadway surface after grouting has been completed.

Item B of the eleventh paragraph in Section 50-1.08, "Prestressing," of the Standard Specifications is amended to read:

B. When the concrete is designated by class or cementitious material content, either the concrete compressive strength shall have reached the strength shown on the plans at the time of stressing or at least 28 days shall have elapsed since the last concrete to be prestressed has been placed, whichever occurs first.

The second and third paragraphs in Section 50-1.09, "Bonding and Grouting," of the Standard Specifications are amended to read:

- Grout shall consist of cement and water and may contain an admixture if approved by the Engineer.
- Cement shall conform to the provisions in Section 90-2.01A, "Cement."

The first paragraph in Section 50-1.11, "Payment," of the Standard Specifications is amended to read:

- No separate payment will be made for pretensioning precast concrete members. Payment for pretensioning precast concrete members shall be considered as included in the contract price paid for furnish precast members as provided for in Section 51, "Concrete Structures."

SECTION 51: CONCRETE STRUCTURES

Issue Date: May 2, 2008

The first sentence of the eleventh paragraph of Section 51-1.05, "Forms," of the Standard Specifications is amended to read:

- Form panels for exposed surfaces shall be furnished and placed in uniform widths of not less than 3 feet and in uniform lengths of not less than 6 feet, except at the end of continuously formed surfaces where the final panel length required is less than 6 feet.

The first sentence of the eleventh paragraph of Section 51-1.06C, "Removing Falsework," of the Standard Specifications is amended to read:

- Falsework for box culverts and other structures with decks lower than the roadway pavement and with span lengths of 14 feet or less shall not be released until the last placed concrete has attained a compressive strength of 1,600 psi, provided that curing of the concrete is not interrupted.

The 6th paragraph of Section 51-1.11, "Construction Methods," of the Standard Specifications is amended to read:

- Construction methods and equipment employed by the Contractor shall conform to the provisions in Section 7-1.02, "Load Limitations."

The fourth paragraph in Section 51-1.12D, "Sheet Packing, Preformed Pads, and Board Fillers," of the Standard Specifications is amended to read:

- Expanded polystyrene shall be a commercially available polystyrene board. Expanded polystyrene shall have a minimum flexural strength of 35 psi determined in conformance with the requirements in ASTM Designation: C 203 and a compressive yield strength of between 16 and 40 psi at 5 percent compression. Surfaces of expanded polystyrene against which concrete is placed shall be faced with hardboard. Hardboard shall be 1/8 inch minimum thickness, conforming to ANSI A135.4, any class. Other facing materials may be used provided they furnish equivalent protection. Boards shall be held in place by nails, waterproof adhesive, or other means approved by the Engineer.

The 3rd paragraph of Section 51-1.12F, "Sealed Joints," of the Standard Specifications is amended to read:

- Type A and AL joint seals shall consist of a groove in the concrete that is filled with field-mixed silicone sealant.

The table in the 6th paragraph of Section 51-1.12F, "Sealed Joints," of the Standard Specifications is amended to read:

Movement Rating (MR)	Seal Type
MR ≤ 1 inch	Type A or Type B
1 inch < MR ≤ 2 inches	Type B
2 inches < MR ≤ 4 inches	Joint Seal Assembly (Strip Seal)
MR > 4 inches	Joint Seal Assembly (Modular Unit) or Seismic Joint

The 1st paragraph of Section 51-1.12F(3)(a), "Type A and AL Seal, " of the Standard Specifications is amended to read:

- The sealant must consist of a 2-component silicone sealant that will withstand up to ±50 percent movement.

The 2nd paragraph of Section 51-1.12F(3)(a), "Type A and AL Seal," of the Standard Specifications is amended to read:

- Silicone sealants must be tested under California Test 435 and must comply with the following:

Specification	Requirement
Modulus at 150 percent elongation	8–75 psi
Recovery	21/32 inch max.
Notch Test	Notched or loss of bond 1/4 inch, max.
Water Resistance	Notched or loss of bond 1/4 inch, max.
Ultraviolet Exposure ASTM Designation: G 154, Table X2.1, Cycle 2.	No more than slight checking or cracking.
Cone Penetration	4.5-12.0 mm

The 3rd paragraph of Section 51-1.12F(3)(a), "Type A and AL Seal," of the Standard Specifications is deleted.

The 8th paragraph of Section 51-1.12F(3)(a), "Type A and AL Seal," of the Standard Specifications is deleted.

The 10th paragraph of Section 51-1.12F(3)(a), "Type A and AL Seal," of the Standard Specifications is amended to read:

- A Certificate of Compliance accompanied by a certified test report must be furnished for each batch of silicone sealant in conformance with the provisions in Section 6-1.07, "Certificates of Compliance."

The 2nd paragraph of Section 51-1.12F(3)(b), "Type B Seal," of the Standard Specifications is amended to read:

- The preformed elastomeric joint seal must conform to the requirements in ASTM D 2628 and the following:

1. The seal must consist of a multichannel, nonporous, homogeneous material furnished in a finished extruded form.
2. The minimum depth of the seal measured at the contact surface must be at least 95 percent of the minimum uncompressed width of the seal as designated by the manufacturer.
3. When tested in conformance with the requirements in California Test 673 for Type B seals, joint seals must provide a movement rating (MR) of not less than that shown on the plans.
4. The top and bottom edges of the joint seal must maintain continuous contact with the sides of the groove over the entire range of joint movement.
5. The seal must be furnished full length for each joint with no more than 1 shop splice in any 60-foot length of seal.
6. The Contractor must demonstrate the adequacy of the procedures to be used in the work before installing seals in the joints.
7. One field splice per joint may be made at locations and by methods approved by the Engineer. The seals are to be manufactured full length for the intended joint, then cut at the approved splice section and rematched before splicing. The Contractor must submit splicing details prepared by the joint seal manufacturer for approval before beginning splicing work.
8. Shop splices and field splices must have no visible offset of exterior surfaces and must show no evidence of bond failure.
9. At all open ends of the seal that would admit water or debris, each cell must be filled to a depth of 3 inches with commercial quality open cell polyurethane foam or closed by other means subject to approval by the Engineer.

The 7th paragraph of Section 51-1.12F(3)(b), "Type B Seal," of the Standard Specifications is amended to read:

- The joint seal must be installed full length for each joint with equipment that does not twist or distort the seal, elongate the seal longitudinally, or otherwise cause damage to the seal or to the concrete forming the groove.

The first sentence of the eleventh paragraph of Section 51-1.12F(3)(b), "Type B Seal," of the Standard Specifications is amended to read:

- Samples of the prefabricated joint seals, not less than 3 feet in length, will be taken by the Engineer from each lot of material.

The fourth and fifth sentences of the sixth paragraph of Section 51-1.12H(1), "Plain and Fabric Reinforced Elastomeric Bearing Pads," of the Standard Specifications are amended to read:

- Each ply of fabric shall have a breaking strength of not less than 800 pounds per inch of width in each thread direction when 3" x 36" samples are tested on split drum grips. The bond between double plies shall have a minimum peel strength of 20 pounds per inch.

The hardness (Type A) requirement in the table in the eighth paragraph of Section 51-1.12H(1), "Plain and Fabric Reinforced Elastomeric Bearing Pads," of the Standard Specifications is amended to read:

Hardness (Type A)	D 2240 with 2kg mass.	55 ±5
-------------------	-----------------------	-------

The first sentence of subparagraph A of the first paragraph of Section 51-1.12H(2), "Steel Reinforced Elastomeric Bearings," of the Standard Specifications is amended to read:

- The bearings shall consist of alternating steel laminates and internal elastomer laminates with top and bottom elastomer covers. Steel laminates shall have a nominal thickness of 0.075 inch (14 gage).

The first paragraph in Section 51-1.135, "Mortar," of the Standard Specifications is amended to read:

- Mortar shall be composed of cementitious material, sand, and water proportioned and mixed as specified in this Section 51-1.135.

The third paragraph in Section 51-1.135, "Mortar," of the Standard Specifications is amended to read:

- The proportion of cementitious material to sand, measured by volume, shall be one to 2 unless otherwise specified.

The third sentence of the fourth paragraph of Section 51-1.17, "Finishing Bridge Decks," of the Standard Specifications is amended to read:

- The surfaces shall have a profile trace showing no high points in excess of 0.25 inch, and the portions of the surfaces within the traveled way shall have a profile count of 5 or less in any 100-foot section.

Section 51-1.17, "Finishing Bridge Decks," of the Standard Specifications is amended by adding the following subsection:

51-1.17A DECK CRACK TREATMENT

- The Contractor shall use all means necessary to minimize the development of shrinkage cracks.
- The Contractor shall remove all equipment and materials from the deck and clean the surface as necessary for the Engineer to measure the surface crack intensity. Surface crack intensity will be determined by the Engineer after completion of concrete cure, before prestressing, and before the release of falsework. In any 500 square foot portion of deck within the limits of the new concrete deck, should the intensity of cracking be such that there are more than 16 feet of cracks whose width at any location exceeds 0.02 inch, the deck shall be treated with methacrylate resin. The area of deck to be treated shall have a width that extends for the entire width of new deck inside the concrete barriers and a length that extends at least 5 feet beyond the furthest single continuous crack outside the 500 square foot portion, measured from where that crack exceeds 0.02 inch in width, as determined by the Engineer.
- Deck crack treatment shall include furnishing, testing, and application of methacrylate resin and sand. If grinding is required, deck treatment shall take place before grinding.

51-1.17A(1) Submittals

- Before starting deck treatment, the Contractor shall submit plans in conformance with Section 5-1.02, "Plans and Working Drawings," for the following:

1. Public safety plan for the use of methacrylate resin
2. Placement plan for the construction operation

- The plans shall identify materials, equipment, and methods to be used.
- The public safety plan for the use of methacrylate resin shall include details for the following:

1. Shipping
2. Storage
3. Handling
4. Disposal of residual methacrylate resin and the containers

- The placement plan for construction shall include the following:

1. Schedule of deck treatment for each bridge. The schedule shall be consistent with "Maintaining Traffic" of the special provisions and shall include time for the Engineer to perform California Test 342.
2. Methods and materials to be used, including the following:
 - 2.1. Description of equipment for applying the resin
 - 2.2. Description of equipment for applying the sand
 - 2.3. Gel time range and final cure time for the resin

- If the measures proposed in the safety plan are inadequate to provide for public safety associated with the use of methacrylate resin, the Engineer will reject the plan and direct the Contractor to revise the plan. Directions for revisions will be in writing and include detailed comments. The Engineer will notify the Contractor of the approval or rejection of a submitted or revised plan within 15 days of receipt of that plan.

- In the event the Engineer fails to complete the review within the time allowed, and if, in the opinion of the Engineer, completion of the work is delayed or interfered with by reason of the Engineer's delay in completing the review, the Contractor will be compensated for any resulting loss, and an extension of time will be granted, in the same manner as provided for in Section 8-1.09, "Right of Way Delays."

51-1.17A(2) Materials

- Before using methacrylate resin, a Material Safety Data Sheet shall be submitted for each shipment of resin.

- Methacrylate resin shall be low odor and have a high molecular weight. Before adding initiator, the resin shall have a maximum volatile content of 30 percent when tested in conformance with the requirements in ASTM Designation: D 2369, and shall conform to the following:

PROPERTY	REQUIREMENT	TEST METHOD
* Viscosity	25 cP, maximum, (Brookfield RVT with UL adaptor, 50 RPM at 77°F	ASTM D 2196
* Specific Gravity	0.90 minimum, at 77°F	ASTM D 1475
* Flash Point	180°F, minimum	ASTM D 3278
* Vapor Pressure	1.0 mm Hg, maximum, at 77°F	ASTM D 323
Tack-free Time	400 minutes, maximum at 25°C	Specimen prepared per California Test 551
PCC Saturated Surface-Dry Bond Strength	3.5 MPa, minimum at 24 hours and 21±1°C	California Test 551
* Test shall be performed before adding initiator.		

51-1.17A(3) Testing

- The Contractor shall allow 20 days for sampling and testing by the Engineer of the methacrylate resin before proposed use. If bulk resin is to be used, the Contractor shall notify the Engineer in writing at least 15 days before the delivery of the bulk resin to the job site. Bulk resin is any resin stored in containers in excess of 55 gallons.

- Before starting production treatment, the Contractor shall treat a test area of approximately 500 square feet that is within the project limits and at a location approved by the Engineer. When available the test area shall be outside of the traveled way. Weather and pavement conditions during the test treatment shall be similar to those expected on the deck. Equipment used for testing shall be similar to those used for deck treating operations.

- During test and production deck treatment, test tiles shall be used to evaluate the resin cure time. The Contractor shall coat at least one 4" x 4" commercial quality smooth glazed tile for each batch of methacrylate resin. The coated tile shall be placed adjacent to the corresponding treated area. Sand shall not be applied to the test tiles.

- The acceptance criteria for a treated area is as follows:

- The test tiles are dry to the touch.
- The treated deck surface is tack free (non-oily).
- The sand cover adheres and resists brushing by hand.
- Excess sand has been removed by vacuuming or sweeping.
- The coefficient of friction is at least 0.35 when tested in conformance with California Test 342.

- Deck treatment on the test area shall demonstrate that the methods and materials meet the acceptance criteria and that the production work will be completed within the specified time for maintaining traffic.

- If a test or production area fails to meet the acceptance criteria, as determined by the Engineer, the treatment will be rejected, and the treatment shall be removed and replaced until the area complies with the acceptance criteria.

51-1.17A(4) Construction

- Equipment shall be fitted with suitable traps, filters, drip pans, or other devices as necessary to prevent oil or other deleterious material from being deposited on the deck.
- Before deck treatment with methacrylate resin, the bridge deck surface shall be cleaned by abrasive blasting, and all loose material shall be blown from visible cracks using high-pressure air. Concrete curing seals shall be cleaned from the deck surface to be treated, and the deck shall be dry when blast cleaning is performed. If the deck surface becomes contaminated at any time before placing the resin, the deck surface shall be cleaned by abrasive blasting.
 - Where abrasive blasting is being performed within 10 feet of a lane occupied by public traffic, the residue including dust shall be removed immediately after contact between the abrasive and the surface being treated. The removal shall be by a vacuum attachment operating concurrently with the abrasive blasting operation.
 - A compatible promoter/initiator system shall be capable of providing the resin gel time range shown on the placement plan. Gel time shall be adjusted to compensate for the changes in temperature throughout treatment application.
 - Resin shall be applied by machine and by using a two-part resin system with a promoted resin for one part and an initiated resin for the other part. This two-part resin system shall be combined at equal volumes to the spray bars through separate positive displacement pumps. Combining of the 2 components shall be by either static in-line mixers or by external intersecting spray fans. The pump pressure at the spray bars shall not be great enough to cause appreciable atomization of the resin. Compressed air shall not be used to produce the spray. A shroud shall be used to enclose the spray bar apparatus.
 - At the Contractor's option, manual application may be used. For manual application, (1) the quantity of resin mixed with promoter and initiator shall be limited to 5 gallons at a time, and (2) the resin shall be distributed by squeegees and brooms within 10 minutes after application.
 - The Contractor shall apply methacrylate resin only to the specified area. Barriers, railing, joints, and drainage facilities shall be adequately protected to prevent contamination by the treatment material. Contaminated items shall be repaired at the Contractor's expense.
 - The relative humidity shall be less than 90 percent at the time of treatment. The prepared area shall be dry and the surface temperature shall be at least 50°F and not more than 100°F when the resin is applied. The rate of application of promoted/initiated resin shall be approximately 90 square feet per gallon; the exact rate shall be determined by the Engineer.
 - The deck surfaces to be treated shall be completely covered with resin so the resin penetrates and fills all cracks. The resin shall be applied within 5 minutes after complete mixing. A significant increase in viscosity shall be cause for rejection. Excess material shall be redistributed by squeegees or brooms within 10 minutes after application. For textured deck surfaces, including grooved surfaces, excess material shall be removed from the texture indentations.
 - After the resin has been applied, at least 20 minutes shall elapse before applying sand. The sand shall be commercial quality dry blast sand. At least 95 percent of the sand shall pass the No. 8 sieve and at least 95 percent shall be retained on the No. 20 sieve. The sand shall be applied at a rate of approximately 2 pounds per square yard or until refusal as determined by the Engineer.
 - Traffic will not be allowed on treated areas until the acceptance criteria has been met as determined by the Engineer.

The second paragraph in Section 51-1.18C, "Class 2 Surface Finish (Gun Finish)," of the Standard Specifications is amended to read:

- When Class 2 surface finish (gun finish) is specified, ordinary surface finish shall first be completed. The concrete surfaces shall then be abrasive blasted to a rough texture and thoroughly washed down with water. While the washed surfaces are damp, but not wet, a finish coating of machine applied mortar, approximately 1/4 inch thick, shall be applied in not less than 2 passes. The coating shall be pneumatically applied and shall consist of either (1) sand, cementitious material, and water mechanically mixed prior to its introduction to the nozzle, or (2) premixed sand and cementitious material to which water is added prior to its expulsion from the nozzle. The use of admixtures shall be subject to the approval of the Engineer as provided in Section 90, "Portland Cement Concrete." Unless otherwise specified, supplementary cementitious materials will not be required. The proportion of cementitious material to sand shall be not less than one to 4, unless otherwise directed by the Engineer. Sand shall be of a grading suitable for the purpose intended. The machines shall be operated and the coating shall be applied in conformance with standard practice. The coating shall be firmly bonded to the concrete surfaces on which it is applied.

The fifth paragraph in Section 51-1.18C, "Class 2 Surface Finish (Gun Finish)," of the Standard Specifications is amended to read:

- When surfaces to be finished are in pedestrian undercrossings, the sand shall be silica sand and the cementitious material shall be standard white portland cement.

Section 51-1.23, "Payment," of the Standard Specifications is amended by adding the following:

- Full compensation for deck crack treatment, including execution of the public safety plan, shall be considered as included in the contract price paid per cubic yard for structural concrete, bridge, and no additional compensation will be allowed therefor.

SECTION 52: REINFORCEMENT

Issue Date: December 7, 2007

The table in the eleventh paragraph of Section 52-1.07, "Placing," of the Standard Specifications is amended to read:

Height Zone (H) (Feet above ground)	Wind Pressure Value (psf)
$H \leq 30$	20
$30 < H \leq 50$	25
$50 < H \leq 100$	30
$H > 100$	35

The table in the second paragraph of Section 52-1.08B(1), "Mechanical Splices," of the Standard Specifications is amended to read:

Reinforcing Bar Number	Total Slip
4	0.010-inch
5	0.010-inch
6	0.010-inch
7	0.014-inch
8	0.014-inch
9	0.014-inch
10	0.018-inch
11	0.018-inch
14	0.024-inch
18	0.030-inch

The subparagraph under the sixth paragraph of Section 52-1.08B(2), "Butt Welded Splices," of the Standard Specifications is amended to read:

- The minimum preheat and interpass temperatures shall be 400° F for Grade 40 bars and 600° F for Grade 60 bars. Immediately after completing the welding, at least 6 inches of the bar on each side of the splice shall be covered by an insulated wrapping to control the rate of cooling. The insulated wrapping shall remain in place until the bar has cooled below 200° F.

Item A of the 3rd paragraph of Section 52-1.08C, "Service Splice and Ultimate Butt Splice Testing Requirements," of the Standard Specifications is amended to read:

- A. Proper facilities, including a calibrated tensile testing machine capable of breaking the largest size of reinforcing bar to be tested.

The 5th paragraph of Section 52-1.08C, "Service Splice and Ultimate Butt Splice Testing Requirements," of the Standard Specifications is amended to read:

- Prequalification and production sample splices and testing shall conform to California Test 670 and these specifications.

The 6th paragraph of Section 52-1.08C, "Service Splice and Ultimate Butt Splice Testing Requirements," of the Standard Specifications is deleted.

The 5th paragraph of Section 52-1.08C(2)(a), "Production Test Requirements for Service Splices," of the Standard Specifications is amended to read:

- If 3 or more sample splices from a production test conform to the provisions in this Section 52-1.08C(2), "Service Splice Test Criteria," all splices in the lot represented by this production test will be considered acceptable.

The 2nd paragraph of Section 52-1.08C(3), "Ultimate Butt Splice Test Criteria," of the Standard Specifications is amended to read:

- A minimum of 1 control bar shall be removed from the same bar as, and adjacent to, all ultimate prequalification, production, and quality assurance sample splices. The lengths of control bars shall conform to the lengths specified for sample splices in California Test 670. The portion of adjacent bar remaining in the work shall also be identified with weatherproof markings that correspond to its adjacent control bar.

The 2nd sentence of the 6th paragraph of Section 52-1.08C(3), "Ultimate Butt Splice Test Criteria," of the Standard Specifications is amended to read:

- In addition, necking of the bar, as defined in California Test 670, shall occur at rupture regardless of whether the bar breaks inside or outside the affected zone.

SECTION 53: SHOTCRETE

Issue Date: November 2, 2007

The third paragraph in Section 53-1.01, "Description," of the Standard Specifications is amended to read:

- The dry-mix process shall consist of delivering dry mixed aggregate and cementitious material pneumatically or mechanically to the nozzle body and adding water and mixing the materials in the nozzle body. The wet-mix process shall consist of delivering mixed aggregate, cement, and water pneumatically to the nozzle and adding any admixture at the nozzle.

The first through fourth paragraphs in Section 53-1.02, "Materials," of the Standard Specifications is amended to read:

- Cementitious material, fine aggregate, and mixing water shall conform to the provisions in Section 90, "Portland Cement Concrete."
 - Shotcrete to be mixed and applied by the dry-mix process shall consist of one part cementitious material to not more than 4.5 parts fine aggregate, thoroughly mixed in a dry state before being charged into the machine. Measurement may be either by volume or by weight. The fine aggregate shall contain not more than 6 percent moisture by weight.
 - Shotcrete to be mixed and applied by the wet-mix process shall consist of cementitious material, fine aggregate, and water and shall contain not less than 632 pounds of cementitious material per cubic yard. A maximum of 30 percent pea gravel may be substituted for fine aggregate. The maximum size of pea gravel shall be such that 100 percent passes the 1/2 inch screen and at least 90 percent passes the 3/8 inch screen.
 - Admixtures may be added to shotcrete and shall conform to the provisions in Section 90-4, "Admixtures."

Item C of the third paragraph in Section 53-1.04, "Placing Shotcrete," of the Standard Specifications is amended to read:

- C. Aggregate and cementitious material that have been mixed for more than 45 minutes shall not be used unless otherwise permitted by the Engineer.

Section 53-1.07, "Measurement," of the Standard Specifications is amended to read:

- Quantities of shotcrete will be measured by the cubic yard computed from measurements, along the slope, of actual areas placed and the theoretical thickness shown on the plans. The Department does not pay for shotcrete placed outside the dimensions shown on the plans or to fill low foundation.

Section 53-1.08, "Payment," of the Standard Specifications is amended to read:

- The contract price paid per cubic yard for shotcrete shall include full compensation for furnishing all labor, materials, tools, equipment, and incidentals, and for doing all the work involved in placing shotcrete, including preparing the foundation, wire reinforcement, structure backfill, joint filling material, and if required by the plans, drains with sacked pervious backfill material, as shown on the plans, as specified in these specifications and the special provisions, and as directed by the Engineer.

SECTION 55: STEEL STRUCTURES

Issue Date: May 2, 2008

The 3rd paragraph of Section 55-1.05, "Falsework," of the Standard Specifications is amended to read:

- Construction methods and equipment employed by the Contractor shall conform to the provisions in Section 7-1.02, "Load Limitations."

The CVN impact value for Grade HPS 50W in the table in the fifth paragraph of Section 55-2.01, "Description," of the Standard Specifications is amended to read:

Grade HPS 50W* (4 inches and under in thickness)	20 at 10° F
--	-------------

The first paragraph in Section 55-3.05, "Flatness of Faying and Bearing Surfaces," of the Standard Specifications is amended to read:

- Surfaces of bearing and base plates and other metal surfaces that are to come in contact with each other or with ground concrete surfaces or with asbestos sheet packing shall be flat to within 1/32-inch tolerance in 12 inches and to within 1/16-inch tolerance overall. Surfaces of bearing and base plates and other metal bearing surfaces that are to come in contact with preformed fabric pads, elastomeric bearing pads, or mortar shall be flat to within 1/8-inch tolerance in 12 inches and to within 3/16-inch tolerance overall.

Item B of the first paragraph of Section 55-3.10, "Fastener Threads," of the Standard Specifications is amended to read:

B. Internal threads shall conform to the requirements in ASTM Designation: A 563.

The third paragraph in Section 55-3.19, "Bearings and Anchorages," of the Standard Specifications is amended to read:

- Immediately before setting bearing assemblies or masonry plates directly on ground concrete surfaces, the Contractor shall thoroughly clean the surfaces of the concrete and the metal to be in contact and shall apply a coating of nonsag polysulfide or polyurethane caulking conforming to the requirements in ASTM Designation: C 920 to contact areas to provide full bedding.

The fifth paragraph in Section 55-3.19, "Bearings and Anchorages," of the Standard Specifications is amended to read:

- Mortar to be placed below masonry plates or bearing plates of the bearing assemblies and in anchor bolt sleeves or canisters shall conform to the provisions in Section 51-1.135, "Mortar," except that the proportion of cementitious material to sand shall be 1:3.

Item D of the first paragraph of Section 55-4.01, "Measurement," of the Standard Specifications is amended to read:

- D. To determine the pay quantities of galvanized metal, the weight to be added to the calculated weight of the base metal for the galvanizing will be determined from the table of weights of zinc coatings specified in ASTM Designation: A 153/A 153M.

SECTION 56: SIGNS

Issue Date: March 16, 2007

The fifth paragraph in Section 56-1.03, "Fabrication," of the Standard Specifications is amended to read:

- Clips, eyes, or removable brackets shall be affixed to all signs and all posts and shall be used to secure the sign during shipping and for lifting and moving during erection as necessary to prevent damage to the finished galvanized or painted surfaces. Brackets on tubular sign structures shall be removed after erection. Details of the devices shall be shown on the working drawings.

The fourth paragraph of Section 56-1.10, "Payment," of the Standard Specifications is amended to read:

- The contract price paid per pound for install sign structure of the type or types designated in the Engineer's Estimate shall include full compensation for furnishing all labor, materials, tools, equipment and incidentals, and for doing all the work involved in installing sign structures, complete in place, including installing anchor bolt assemblies, removable sign panel frames, and sign panels and performing any welding, painting or galvanizing required during installation, as shown on the plans, as specified in these specifications and the special provisions, and as directed by the Engineer.

The fourth paragraph in Section 56-2.03, "Construction," of the Standard Specifications is amended to read:

- Backfill material for metal posts shall consist of minor concrete conforming to the provisions in Section 90-10, "Minor Concrete," and shall contain not less than 463 pounds of cementitious material per cubic yard.

SECTION 59: PAINTING

Issue Date: May 1, 2006

The third paragraph of Section 59-2.12, "Painting," of the Standard Specifications is amended to read:

- Contact surfaces of stiffeners, railings, built up members or open seam exceeding 6 mils in width that would retain moisture, shall be caulked with polysulfide or polyurethane sealing compound conforming to the requirements in ASTM Designation: C 920, Type S, Grade NS, Class 25, Use O, or other approved material.

The fourth paragraph of Section 59-2.12, "Painting," of the Standard Specifications is amended to read:

- The dry film thickness of the paint will be measured in place with a calibrated Type 2 magnetic film thickness gage in conformance with the requirements in SSPC-PA 2, "Measurement of Dry Coating Thickness with Magnetic Gages," of the "SSPC: The Society for Protective Coatings," except that there shall be no limit to the number or location of spot measurements to verify compliance with specified thickness requirements.

SECTION 64: PLASTIC PIPE

Issue Date: July 31, 2007

The first paragraph of Section 64-1.06, "Concrete Backfill," of the Standard Specifications is amended to read:

- At locations where pipe is to be backfilled with concrete as shown on the plans, the concrete backfill shall be constructed of minor concrete or Class 4 concrete conforming to the provisions in Section 90, "Portland Cement Concrete." Minor concrete shall contain not less than 380 pounds of cementitious material per cubic yard. The concrete to be used will be designated in the contract item or shown on the plans.

The third paragraph of Section 64-1.06, "Concrete Backfill," of the Standard Specifications is amended to read:

- The surface of the concrete backfill shall be broomed with a heavy broom to produce a uniform rough surface if hot mix asphalt is to be placed directly thereon.

SECTION 65: REINFORCED CONCRETE PIPE

Issue Date: July 31, 2007

The first paragraph of Section 65-1.02, "Materials," of the Standard Specifications is amended to read:

- Cementitious material and aggregate shall conform to the provisions in Section 90-2, "Materials" except that mortar strengths relative to Ottawa sand and grading requirements shall not apply to the aggregate. Use of supplemental cementitious material shall conform to AASHTO Designation: M 170.

Subparagraph "c" of the eleventh paragraph of Section 65-1.02A(1) "Circular Reinforced Concrete Pipe (Designated or Selected by Class)," of the Standard Specifications is amended to read:

- c. Cementitious material and aggregate for non-reinforced concrete pipe shall conform to the provisions in Section 65-1.02, "Materials."

The first paragraph of Section 65-1.035, "Concrete Backfill," of the Standard Specifications is amended to read:

- At locations where pipe is to be backfilled with concrete as shown on the plans, the concrete backfill shall be constructed of minor concrete or Class 4 concrete in conformance with the provisions in Section 90, "Portland Cement Concrete." Minor concrete shall contain not less than 380 pounds of cementitious material per cubic yard. The concrete to be used will be designated in the contract item.

The third paragraph of Section 65-1.035, "Concrete Backfill," of the Standard Specifications is amended to read:

- The surface of the concrete backfill shall be broomed with a heavy broom to produce a uniform rough surface if hot mix asphalt is to be placed directly thereon.

The first subparagraph of the second paragraph of Section 65-1.06, "Joints," of the Standard Specifications is amended to read:

- Cement Mortar.- Mortar shall be composed of one part cementitious material and 2 parts sand by volume. Supplementary cementitious material will not be required.

SECTION 66: CORRUGATED METAL PIPE

Issue Date: July 31, 2007

The first paragraph of Section 66-1.045, "Concrete Backfill," of the Standard Specifications is amended to read:

- At locations where pipe is to be backfilled with concrete as shown on the plans, the concrete backfill shall be constructed of minor concrete or Class 4 concrete conforming to the provisions in Section 90, "Portland Cement Concrete." Minor concrete shall contain not less than 380 pounds of cementitious material per cubic yard. The concrete to be used will be designated in the contract item or shown on the plans.

The third paragraph of Section 66-1.045, "Concrete Backfill," of the Standard Specifications is amended to read:

- The surface of the concrete backfill shall be broomed with a heavy broom to produce a uniform rough surface if hot mix asphalt is to be placed directly thereon.

SECTION 68: SUBSURFACE DRAINS

Issue Date: July 31, 2007

The first and second paragraphs of Section 68-3.02D, "Miscellaneous," of the Standard Specifications are amended to read:

- Concrete for splash pads shall be produced from minor concrete conforming to the provisions in Section 90-10, "Minor Concrete." Minor concrete shall contain not less than 470 pounds of cementitious material per cubic yard.
- Mortar placed where edge drain outlets and vents connect to drainage pipe and existing drainage inlets shall conform to the provisions in Section 51-1.135, "Mortar."

The thirteenth paragraph of Section 68-3.03, "Installation," of the Standard Specifications is amended to read:

- Cement treated permeable material, which is not covered with hot mix asphalt within 12 hours after compaction of the permeable material, shall be cured by either sprinkling the material with a fine spray of water every 4 hours during daylight hours or covering the material with a white polyethylene sheet, not less than 6 mils thick. The above curing requirements shall begin at 7:00 a.m. on the morning following compaction of the cement treated permeable material and continue for the next 72 hours or until the material is covered with hot mix asphalt, whichever is less. The cement treated permeable material shall not be sprayed with water during the first 12 hours after compacting, but may be covered with the polyethylene sheet during the first 12 hours or prior to the beginning of the cure period.

The seventeenth and eighteenth paragraphs of Section 68-3.03, "Installation," of the Standard Specifications are amended to read:

- Hot mix asphalt for backfilling trenches in existing paved areas shall be produced from commercial quality aggregates and asphalt and mixed at a central mixing plant. The aggregate shall conform to the 3/4 inch grading, or the 1/2 inch grading for Type A and Type B hot mix asphalt specified in Section 39-1.02E, "Aggregate." The amount of asphalt binder to be mixed with the aggregate shall be between 4 percent and 7 percent by weight of the dry aggregate, as determined by the Engineer.
- Hot mix asphalt backfill shall be spread and compacted in approximately 2 equal layers by methods that will produce a hot mix asphalt surfacing of uniform smoothness, texture and density. Each layer shall be compacted before the temperature of the mixture drops below 250° F. Prior to placing the hot mix asphalt backfill, a tack coat of asphaltic emulsion conforming to the provisions in Section 94, "Asphaltic Emulsions," shall be applied to the vertical edges of existing pavement at an approximate rate of 0.05-gallon per square yard.

The twentieth paragraph of Section 68-3.03, "Installation," of the Standard Specifications is amended to read:

- Type A pavement markers conforming to the details shown on the plans and the provisions in Section 85, "Pavement Markers," shall be placed on paved shoulders or dikes at outlet, vent and cleanout locations as directed by the Engineer. The waiting period for placing pavement markers on new hot mix asphalt surfacing will not apply.

Section 68-3.05, "Payment," of the Standard Specifications is amended to read:

- The contract price paid per linear foot for plastic pipe (edge drain) of the size or sizes shown in the Engineer's Estimate shall include full compensation for furnishing all labor, materials, tools, equipment, and incidentals and for doing all the work involved in installing edge drains complete in place, including excavation (and removal of any concrete deposits that may occur along the lower edge of the concrete pavement in Type 1 installations) and hot mix asphalt backfill for Type 1 edge drain installation, tack coat, filter fabric, and treated permeable material, as shown on the plans, as specified in these specifications and the special provisions, and as directed by the Engineer.

- The contract price paid per linear foot for plastic pipe (edge drain outlet) of the size or sizes shown in the Engineer's Estimate shall include full compensation for furnishing all labor, materials, tools, equipment, and incidentals and for doing all the work involved in installing edge drain outlets, vents and cleanouts complete in place, including outlet and vent covers, expansion plugs, pavement markers, concrete splash pads, connecting outlets and vents to drainage facilities, and excavation and backfill [aggregate base, hot mix asphalt, tack coat, and native material] for outlets, vents, and cleanouts to be installed in embankments and existing shoulders, as shown on the plans, as specified in these specifications and the special provisions, and as directed by the Engineer.

SECTION 69: OVERSIDE DRAINS

Issue Date: July 31, 2007

The first paragraph of Section 69-1.01, "Description," of the Standard Specifications is amended to read:

- This work shall consist of furnishing and installing entrance tapers, pipe downdrains, tapered inlets, flume downdrains, anchor assemblies, reducers, slip joints and hot mix asphalt overside drains to collect and carry surface drainage down the roadway slopes as shown on the plans or as directed by the Engineer and as specified in these specifications and the special provisions.

Section 69-1.02D, "Asphalt Concrete," of the Standard Specifications is amended to read:

69-1.02D Hot Mix Asphalt

- Hot mix asphalt for overside drains shall conform to the provisions in Section 39-1.13, "Miscellaneous Areas."

Section 69-1.04, "Asphalt Concrete Overside Drains," is amended to read:

69-1.04 HOT MIX ASPHALT OVERSIDE DRAINS

- Hot mix asphalt overside drains shall be constructed as shown on the plans or as directed by the Engineer. The hot mix asphalt shall be placed in conformance with the provisions in Section 39-1.13, "Miscellaneous Areas."

The second paragraph of Section 69-1.06, "Payment," of the Standard Specifications is amended to read:

- Quantities of hot mix asphalt placed for overside drains will be paid for as provided in Section 39-5, "Measurement and Payment," for hot mix asphalt placed in miscellaneous areas.

SECTION 70: MISCELLANEOUS FACILITIES

Issue Date: January 5, 2007

The second paragraph of Section 70-1.02C, "Flared End Sections," of the Standard Specifications is amended to read:

- Precast concrete flared end sections shall conform to the requirements for Class III Reinforced Concrete Pipe in AASHTO Designation: M 170M. Cementitious materials and aggregate shall conform to the provisions in Section 90-2, "Materials," except that mortar strengths relative to Ottawa sand and grading requirements shall not apply to the aggregate. Use of supplementary cementitious material shall conform to the requirements in AASHTO Designation: M 170. The area of steel reinforcement per meter of flared end section shall be at least equal to the minimum steel requirements for circular reinforcement in circular pipe for the internal diameter of the circular portion of the flared end section. The basis of acceptance of the precast concrete flared end section shall conform to the requirements of Section 5.1.2 of AASHTO Designation: M 170.

The first paragraph of Section 70-1.02H, "Precast Concrete Structures," of the Standard Specifications is amended to read:

- Precast concrete pipe risers and pipe reducers, and precast concrete pipe sections, adjustment rings and tapered sections for pipe energy dissipators, pipe inlets and pipe manholes shall conform to the requirements in AASHTO Designation: M 199M/M 199, except that the cementitious material and aggregate shall conform to the provisions in Section 90-2, "Materials," except that mortar strengths relative to Ottawa sand and grading requirements shall not apply to the aggregate. Use of supplementary cementitious material shall conform to the requirements in AASHTO Designation: M 170.

The second paragraph of Section 70-1.03, "Installation," of the Standard Specifications is amended to read:

- Cutoff walls for precast concrete flared end sections shall be constructed of minor concrete conforming to the provisions in Section 90-10, "Minor Concrete." Minor concrete shall contain not less than 470 pounds of cementitious material per cubic yard.

SECTION 73: CONCRETE CURBS AND SIDEWALKS

Issue Date: July 31, 2007

The second subparagraph of the second paragraph of Section 73-1.01, "Description," of the Standard Specifications is amended to read:

2. Minor concrete shall contain not less than 463 pounds of cementitious material per cubic yard except that when extruded or slip-formed curbs are constructed using

3/8-inch maximum size aggregate, minor concrete shall contain not less than 548 pounds of cementitious material per cubic yard.

The fifteenth paragraph of Section 73-1.06, "Sidewalk, Gutter Depression, Island Paving, Curb Ramp (Wheelchair Ramp) and Driveway Construction," of the Standard Specifications is amended to read:

- Where hot mix asphalt or portland cement concrete pavements are to be placed around or adjacent to manholes, pipe inlets or other miscellaneous structures in sidewalk, gutter depression, island paving, curb ramps or driveway areas, the structures shall not be constructed to final grade until after the pavements have been constructed for a reasonable distance on each side of the structures.

SECTION 75: MISCELLANEOUS METAL

Issue Date: January 18, 2008

The 13th paragraph of Section 75-1.03, "Miscellaneous Bridge Metal," of the Standard Specifications is amended to read:

- Concrete anchorage devices shall be mechanical expansion or resin capsule types installed in drilled holes or cast-in-place insert types. The anchorage devices shall be selected from the Department's Pre-Qualified Products List at:

http://www.dot.ca.gov/hq/esc/approved_products_list

- The anchorage devices shall be a complete system, including threaded studs, hex nuts, and cut washers. Thread dimensions for externally threaded concrete anchorage devices prior to zinc coating, shall conform to the requirements in ANSI Standard: B1.1 having Class 2A tolerances or ANSI Standard: B1.13M having Grade 6g tolerances. Thread dimensions for internally threaded concrete anchorage devices shall conform to the requirements in ASTM A 563.

The 18th paragraph of Section 75-1.03, "Miscellaneous Bridge Metal," of the Standard Specifications is amended to read:

- Mechanical expansion anchors shall, when installed in accordance with the manufacturer's instructions and these specifications and tested in conformance with the requirements in California Test 681, withstand the application of a sustained tension test load of at least the following values for at least 48 hours with a movement not greater than 0.035 inch:

Stud Diameter (inches)	Sustained Tension Test Load (pounds)
*3/4	5,000
5/8	4,100
1/2	3,200
3/8	2,100
1/4	1,000

* Maximum stud diameter permitted for mechanical expansion anchors.

- Resin capsule anchors shall, when installed in accordance with the manufacturer's instructions and these specifications and tested in conformance with the requirements in California Test 681, withstand the application of a sustained tension test load of at least the following values for at least 48 hours with a movement not greater than 0.010 inch:

Stud Diameter (inches)	Sustained Tension Test Load (pounds)
1-1/4	31,000
1	17,900
7/8	14,400
3/4	5,000
5/8	4,100
1/2	3,200
3/8	2,100
1/4	1,000

- At least 25 days before use, the Contractor shall submit one sample of each resin capsule anchor per lot to the Transportation Laboratory for testing. A lot of resin capsule anchors is 100 units, or fraction thereof, of the same brand and product name.

The 20th paragraph of Section 75-1.03, "Miscellaneous Bridge Metal," of the Standard Specifications is amended to read:

- The Pre-Qualified Products List for concrete anchorage devices has been developed from data previously furnished by suppliers or manufacturers for each type and size. Approval of additional anchorage device types and sizes is contingent upon the Contractor submitting to the Engineer one sample of each type of concrete anchorage device, manufacturer's installation instructions, and certified results of tests, either by a private testing laboratory or the manufacturer, indicating compliance with the above requirements.

The twenty-fourth paragraph of Section 75-1.03, "Miscellaneous Bridge Metal," of the Standard Specifications is amended to read:

- Sealing compound, for caulking and adhesive sealing, shall be a polysulfide or polyurethane material conforming to the requirements in ASTM Designation: C 920, Type S, Grade NS, Class 25, Use O.

The 1st sentence of the 3rd paragraph of Section 75-1.035, "Bridge Joint Restrainer Units." of the Standard Specifications is amended to read:

Cables shall be 3/4 inch preformed, 6 x 19, wire strand core or independent wire rope core (IWRC), galvanized in conformance with the requirements in Federal Specification RR-W-410, right regular lay, manufactured of improved plow steel with a minimum breaking strength of 23 tons.

Item C of the fourth paragraph of Section 75-1.035, "Bridge Joint Restrainer Units," of the Standard Specifications is amended to read:

- C. Nuts shall conform to the requirements in ASTM Designation: A 563 including Appendix X1, except lubrication is not required.

The twelfth paragraph in Section 75-1.035, "Bridge Joint Restrainer Units," of the Standard Specifications is amended to read:

- Concrete for filling cable drum units shall conform to the provisions in Section 90-10, "Minor Concrete," or at the option of the Contractor, may be a mix with 3/8-inch maximum size aggregate and not less than 675 pounds of cementitious material per cubic yard.

The sixth paragraph of Section 75-1.05, "Galvanizing," of the Standard Specifications is amended to read:

- Galvanizing of iron and steel hardware and nuts and bolts, when specified or shown on the plans, shall conform to the requirements in ASTM Designation: A 153/A 153M, except whenever threaded studs, bolts, nuts, and washers are specified to conform to the requirements in ASTM Designation: A 307, A 325, A 449, A 563, or F 436 and zinc coating is required, they shall be hot-dip zinc coated or mechanically zinc coated in conformance with the requirements in the ASTM Designations. Unless otherwise specified, galvanizing shall be performed after fabrication.

The eighth paragraph of Section 75-1.05, "Galvanizing," of the Standard Specifications is amended to read:

- Tapping of nuts or other internally threaded parts to be used with zinc coated bolts, anchor bars or studs shall be done after galvanizing and shall conform to the requirements for thread dimensions and overtapping allowances in ASTM Designation: A 563.

SECTION 80: FENCES

Issue Date: January 5, 2007

The fourth paragraph of Section 80-3.01F, "Miscellaneous," of the Standard Specifications is amended to read:

- Portland cement concrete for metal post and brace footings and for deadmen shall be minor concrete conforming to the provisions in Section 90-10, "Minor Concrete." Minor concrete shall contain not less than 470 pounds of cementitious material per cubic yard.

The fourth paragraph of Section 80-4.01C, "Miscellaneous," of the Standard Specifications is amended to read:

- Portland cement concrete for metal post and for deadmen shall be produced from minor concrete conforming to the provisions in Section 90-10, "Minor Concrete." Minor concrete shall contain not less than 470 pounds of cementitious material per cubic yard.

SECTION 83: RAILINGS AND BARRIERS

Issue Date: August 17, 2007

The seventh paragraph in Section 83-1.02, "Materials and Construction," of the Standard Specifications is amended to read:

- Mortar shall conform to the provisions in Section 51-1.135, "Mortar," and shall consist of one part by volume of cementitious material and 3 parts of clean sand.

The 1st sentence of the 8th subparagraph of the 24th paragraph of Section 83-1.02B, "Metal Beam Guard Railing," of the Standard Specifications is amended to read:

Anchor cable shall be 3/4 inch preformed, 6 x 19, wire strand core or independent wire rope core (IWRC), galvanized in conformance with the requirements in Federal Specification RR-W-410, right regular lay, manufactured of improved plow steel with a minimum breaking strength of 23 tons.

The 2nd sentence of the 6th paragraph of Section 83-1.02E, "Cable Railing," of the Standard Specifications is amended to read:

Cable shall be galvanized in conformance with the requirements in Federal Specification RR-W-410.

The 5th paragraph of Section 83-1.02I, "Chain Link Railing," of the Standard Specifications is amended to read:

Where shown on the plans, cables used in the frame shall be 5/16 inch in diameter, wire rope, with a minimum breaking strength of 5,000 pounds and shall be galvanized in conformance with the requirements in Federal Specification RR-W-410.

The 14th paragraph of Section 83-1.02I, "Chain Link Railing," of the Standard Specifications is amended to read:

Chain link fabric shall be either 11-gage Type I zinc-coated fabric conforming to the requirements in AASHTO M 181 or 11-gage Type IV polyvinyl chloride (PVC) coated fabric conforming to the requirements in Federal Specification RR-F-191/1.

Item b of the first paragraph in Section 83-2.02D(2), "Materials," of the Standard Specifications is amended to read:

- b. If the 3/8-inch maximum size aggregate grading is used to construct extruded or slip-formed concrete barriers, the cementitious material content of the minor concrete shall be not less than 675 pounds per cubic yard.

The third paragraph in Section 83-2.02D(2), "Materials," of the Standard Specifications is amended to read:

- The concrete paving between the tops of the 2 walls of concrete barrier (Types 50E, 60E, 60GE, and 60SE) and the optional concrete slab at the base between the 2 walls of concrete barrier (Types 50E, 60E, 60GE, and 60SE) shall be constructed of minor concrete conforming to the provisions of Section 90-10, "Minor Concrete," except that the minor concrete shall contain not less than 505 pounds of cementitious material per cubic yard.

SECTION 85: PAVEMENT MARKERS

Issue Date: July 31, 2007

The sixth paragraph in Section 85-1.06, "Placement," of the Standard Specifications is amended to read:

- Pavement markers shall not be placed on new hot mix asphalt surfacing or seal coat until the surfacing or seal coat has been opened to public traffic for a period of not less than 7 days when hot melt bituminous adhesive is used, and not less than 14 days when epoxy adhesive is used.

The second sentence of the fourteenth paragraph in Section 85-1.06, "Placement," of the Standard Specifications is amended to read:

- Cleaning shall be done by blast cleaning on all surfaces regardless of age or type, except that blast cleaning of clean, new hot mix asphalt and clean, new seal coat surfaces will not be required when hot melt bituminous adhesive is used.

SECTION 86: SIGNALS, LIGHTING AND ELECTRICAL SYSTEMS

Issue Date: July 31, 2007

The first sentence of the first paragraph of Section 86-2.02, "Removing and Replacing Improvements," of the Standard Specifications is amended to read:

- Improvements such as sidewalks, curbs, gutters, portland cement concrete and hot mix asphalt pavement, underlying material, lawns and plants and any other improvements removed, broken or damaged by the Contractor's operations, shall be replaced or reconstructed with the same kind of material as found on the work or with materials of equal quality.

The fourth paragraph in Section 86-2.03, "Foundations," of the Standard Specifications is amended to read:

- After each post, standard, and pedestal on structures is in proper position, mortar shall be placed under the base plate as shown on the plans. The exposed portions shall be formed to

present a neat appearance. Mortar shall conform to Section 51-1.135, "Mortar," except the mortar shall consist of one part by volume of cementitious material and 3 parts of clean sand and shall contain only sufficient moisture to permit packing. Mortar shall be cured by keeping it damp for 3 days.

Item D of the eighteenth paragraph in Section 86-2.05C, "Installation," of the Standard Specifications is amended to read:

- D. The conduit shall be placed in the bottom of the trench, and the trench shall be backfilled with minor concrete conforming to the provisions in Section 90-10, "Minor Concrete." Minor concrete shall contain not less than 590 pounds of cementitious material per cubic yard. Concrete backfill shall be placed to the pavement surface except, when the trench is in hot mix asphalt pavement and additional pavement is not being placed, the top 0.10 foot of the trench shall be backfilled with hot mix asphalt produced from commercial quality paving asphalt and aggregates.

Item E of the eighteenth paragraph in Section 86-2.05C, "Installation," of the Standard Specifications is amended to read:

- E. Prior to spreading hot mix asphalt, tack coat shall be applied in conformance with the provisions in Section 39, "Hot Mix Asphalt." Spreading and compacting of hot mix asphalt shall be performed by any method which will produce a hot mix asphalt surfacing of uniform smoothness, texture and density.

Item C of the twenty-third paragraph in Section 86-2.05C, "Installation," of the Standard Specifications is amended to read:

- C. Precast concrete conduit cradles shall conform to the dimensions shown on the plans and shall be constructed of minor concrete and commercial quality welded wire fabric. Minor concrete shall conform to the provisions in Section 90-10, "Minor Concrete," and shall contain not less than 590 pounds of cementitious material per cubic yard. The cradles shall be moist cured for not less than 3 days.

Item G of the twenty-third paragraph in Section 86-2.05C, "Installation," of the Standard Specifications is amended to read:

- G. The space around conduits through bridge abutment walls shall be filled with mortar conforming to the provisions in Section 51-1.135, "Mortar," except that the proportion of cementitious material to sand shall be one to 3.

The fifth paragraph in Section 86-2.07, "Traffic Pull Boxes," of the Standard Specifications is amended to read:

- Concrete placed around and under traffic pull boxes as shown on the plans shall be minor concrete conforming to the provisions in Section 90-10, "Minor Concrete."

The traffic signal controller cabinet requirement in the table in Section 86-2.08A, "Conductor Identification," of the Standard Specifications is amended to read:

Traffic Signal	Ungrounded Circuit Conductor	Blk	None	CON-1	6
Controller Cabinet	Grounded Circuit Conductor	Wht	None	CON-2	6

The first sentence of the first paragraph of Section 86-4.06, "Pedestrian Signal Faces," of the Standard Specifications is amended to read:

- Message symbols for pedestrian signal faces shall be white WALKING PERSON and Portland orange UPRAISED HAND conforming to the requirements in the Institute of Transportation Engineers Standards: "Pedestrian Traffic Control Signal Indications" and the "California MUTCD."

The second sentence of the tenth paragraph of Section 86-4.07, "Light Emitting Diode Pedestrian Signal Face 'Upraised Hand' Module," of the Standard Specifications is amended to read:

- The color of "UPRAISED HAND" shall be Portland orange conforming to the requirements of the Institute of Transportation Engineers Standards: "Pedestrian Traffic Control Signal Indications" and the "California MUTCD."

The second sentence of the first paragraph of subsection, "Elastomeric Sealant," of Section 86-5.01A(5), "Installation Details," of the Standard Specifications is amended to read:

- Sealant shall be suitable for use in both hot mix asphalt and portland cement concrete.

The first sentence of the first paragraph of subsection, "Asphatic Emulsion Sealant," of Section 86-5.01A(5), "Installation Details," of the Standard Specifications is amended to read:

- Asphaltic emulsion sealant shall conform to the requirements in State Specification 8040-41A-15 and shall be used only for filling slots in hot mix asphalt pavement.

The third sentence of the first paragraph of subsection, "Hot-Melt Rubberized Asphalt Sealant," of Section 86-5.01A(5), "Installation Details," of the Standard Specifications is amended to read:

- Sealant shall be suitable for use in both hot mix asphalt and portland cement concrete.

The tenth paragraph of subsection, "Hot-Melt Rubberized Asphalt Sealant," of Section 86-5.01A(5), "Installation Details," of the Standard Specifications is amended to read:

- If hot mix asphalt surfacing is to be placed, the loop conductors shall be installed prior to placing the uppermost layer of hot mix asphalt. The conductors shall be installed, as shown on the plans, in the compacted layer of hot mix asphalt immediately below the uppermost layer. Installation details shall be as shown on the plans, except the sealant shall fill the slot flush to the surface.

The first paragraph in Section 86-5.01D, "Removing or Abandoning Existing Pressure-Sensitive Detectors," of the Standard Specifications is amended to read:

- When a foundation for a pressure-sensitive vehicle detector is to be removed, the hole left by removing the detector frame and foundation shall be filled with minor concrete, except the roadway surface shall be reconstructed with material to match existing surfacing. Minor concrete shall conform to the provisions in Section 90-10, "Minor Concrete," except that the concrete shall contain not less than 420 pounds of cementitious material per cubic yard for hot mix asphalt surfaced roadways and not less than 590 pounds of cementitious material per cubic yard for portland cement concrete surfaced roadways.

The first paragraph of Section 86-8.01, "Payment," of the Standard Specifications is amended to read:

- The contract lump sum price or prices paid for signal, ramp metering, flashing beacon, lighting, sign illumination, traffic monitoring station, highway advisory radio systems, closed circuit television systems, or combinations thereof; for modifying or removing those systems; for temporary systems; or the lump sum or unit prices paid for various units of those systems; or the lump sum or per foot price paid for conduit of the various sizes, types and installation methods listed in the Engineer's Estimate shall include full compensation for furnishing all labor, materials, tools, equipment and incidentals, and for doing all the work involved in furnishing and installing, modifying, or removing the systems, combinations or units thereof, as shown on the plans, as specified in these specifications and the special provisions, and as directed by the Engineer, including any necessary pull boxes (except when the type required is shown as a separate contract item); excavation and backfill; concrete foundations (except when shown as a separate contract item); pedestrian barricades; furnishing and installing illuminated street name signs; installing sign panels on pedestrian barricades, on flashing beacon standards, and on traffic signal mast arms; restoring sidewalk, pavement and appurtenances damaged or destroyed during construction; salvaging existing materials; and making all required tests.

SECTION 90: PORTLAND CEMENT CONCRETE

Issue Date: January 5, 2007

Section 90, "Portland Cement Concrete," of the Standard Specifications is amended to read:

SECTION 90: PORTLAND CEMENT CONCRETE

90-1 GENERAL

90-1.01 DESCRIPTION

- Portland cement concrete shall be composed of cementitious material, fine aggregate, coarse aggregate, admixtures if used, and water, proportioned and mixed as specified in these specifications.
- The Contractor shall determine the mix proportions for concrete in conformance with these specifications.
- Class 1 concrete shall contain not less than 675 pounds of cementitious material per cubic yard.
- Class 2 concrete shall contain not less than 590 pounds of cementitious material per cubic yard.
- Class 3 concrete shall contain not less than 505 pounds of cementitious material per cubic yard.

- Class 4 concrete shall contain not less than 420 pounds of cementitious material per cubic yard.
- Minor concrete shall contain not less than 550 pounds of cementitious material per cubic yard unless otherwise specified in these specifications or the special provisions.
- Unless otherwise designated on the plans or specified in these specifications or the special provisions, the amount of cementitious material used per cubic yard of concrete in structures or portions of structures shall conform to the following:

Use	Cementitious Material Content (Pounds/CY)
Concrete designated by compressive strength:	
Deck slabs and slab spans of bridges	675 min., 800 max.
Roof sections of exposed top box culverts	675 min., 800 max.
Other portions of structures	590 min., 800 max.
Concrete not designated by compressive strength:	
Deck slabs and slab spans of bridges	675 min.
Roof sections of exposed top box culverts	675 min.
Prestressed members	675 min.
Seal courses	675 min.
Other portions of structures	590 min.
Concrete for precast members	590 min., 925 max.

- Whenever the 28-day compressive strength shown on the plans is greater than 3,600 pounds per square inch, the concrete shall be designated by compressive strength. If the plans show a 28-day compressive strength that is 4,000 pounds per square inch or greater, an additional 14 days will be allowed to obtain the specified strength. The 28-day compressive strengths shown on the plans that are 3,600 pounds per square inch or less are shown for design information only and are not a requirement for acceptance of the concrete.
- Concrete designated by compressive strength shall be proportioned such that the concrete will attain the strength shown on the plans or specified in the special provisions.
- Before using concrete for which the mix proportions have been determined by the Contractor, or in advance of revising those mix proportions, the Contractor shall submit in writing to the Engineer a copy of the mix design.
- Compliance with cementitious material content requirements will be verified in conformance with procedures described in California Test 518 for cement content. For testing purposes, supplementary cementitious material shall be considered to be cement. Batch proportions shall be adjusted as necessary to produce concrete having the specified cementitious material content.
- If any concrete has a cementitious material, portland cement, or supplementary cementitious material content that is less than the minimum required, the concrete shall be removed. However, if the Engineer determines that the concrete is structurally adequate, the concrete may remain in place and the Contractor shall pay to the State \$0.25 for each pound of cementitious material, portland cement, or supplementary cementitious material that is less than the minimum required. The Department may deduct the amount from any moneys due, or that may become due, the Contractor under the contract. The deductions will not be made unless the difference between the contents required and those actually provided exceeds the batching tolerances permitted by Section 90-5, "Proportioning." No deductions will be made based on the results of California Test 518.
- The requirements of the preceding paragraph shall not apply to minor concrete or commercial quality concrete.

90-2 MATERIALS

90-2.01 CEMENTITIOUS MATERIALS

- Unless otherwise specified, cementitious material shall be either a combination of Type II or Type V portland cement and a supplementary cementitious material, or a blended cement.
- Cementitious materials used in cast-in-place concrete for exposed surfaces of like elements of a structure shall be from the same sources and of the same proportions.
- Cementitious materials shall be protected from moisture until used. Sacked cementitious materials shall be piled to permit access for tallying, inspecting, and identifying each shipment.
- Facilities shall be provided to ensure that cementitious materials meeting this Section 90-2.01 are kept separate from other cementitious materials. Sampling cementitious materials shall be in conformance with California Test 125.
- The Contractor shall furnish a Certificate of Compliance for cementitious materials in conformance with the provisions in Section 6-1.07, "Certificates of Compliance." The Certificate of Compliance shall indicate the source by name and location (including country, state, and city). If cementitious material is delivered directly to the job site, the Certificate of Compliance shall be signed by the cementitious material supplier. If the cementitious material is used in ready-mixed concrete or in precast concrete products purchased as such by the Contractor, the Certificate of Compliance shall be signed by the manufacturer of the concrete or product.

90-2.01A CEMENT

- Portland cement shall conform to the requirements in ASTM Designation: C 150 except, using a 10-sample moving average, limestone shall not exceed 2.5 percent. The C_3S content of Type II cement shall not exceed 65 percent.
- Blended cement shall conform to the requirements for Portland Blast-Furnace Slag, Cement Type IS (MS) or Portland-Pozzolan Cement, Type IP (MS) in AASHTO Designation: M 240 and shall be comprised of an intimate and uniform blend of Type II or Type V cement and supplementary cementitious material in an amount conforming to the requirements in Section 90-2.01C, "Required Use of Supplementary Cementitious Materials."
- In addition, blended cement, Type II portland cement, and Type V portland cement shall conform to the following requirements:
 - A. The cement shall not contain more than 0.60-percent by mass of alkalis, calculated as the percentage of Na_2O plus 0.658 times the percentage of K_2O , when determined by methods as required in AASHTO Designation: T 105;
 - B. The autoclave expansion shall not exceed 0.50-percent; and
 - C. Mortar, containing the cement to be used and Ottawa sand, when tested in conformance with California Test 527, shall not expand in water more than 0.010-percent and shall not contract in air more than 0.048-percent, except that when cement is to be used for precast prestressed concrete piling, precast prestressed concrete members, or steam cured concrete products, the mortar shall not contract in air more than 0.053-percent.
- Type III portland cement shall be used only as specified in the special provisions or with the approval of the Engineer. Type III portland cement shall conform to the additional requirements listed above for Type II portland cement, except when tested in conformance with California Test 527, mortar containing Type III portland cement shall not contract in air more than 0.075-percent.

90-2.01B SUPPLEMENTARY CEMENTITIOUS MATERIALS (SCM)

- Fly ash shall conform to the requirements in AASHTO Designation: M 295, Class F, and the following:

- A. Calcium oxide content shall not exceed 10 percent.
- B. The available alkali, as sodium oxide equivalent, shall not exceed 1.5 percent when determined in conformance with the requirements in ASTM Designation: C 311 or the total alkali, as sodium oxide equivalent, shall not exceed 5.0 percent when determined in conformance with the requirements in AASHTO Designation: T 105.
- C. Commingling of fly ash from different sources at uncontrolled ratios is permissible only if the following criteria are satisfied:
 1. Sources of fly ash to be commingled shall be on the approved list of materials for use in concrete.
 2. Testing of the commingled product is the responsibility of the fly ash supplier.
 3. Each fly ash's running average of density shall not differ from any other by more than 0.01-pound per cubic inch at the time of commingling.
 4. Each fly ash's running average of loss on ignition shall not differ from any other by more than one percent at the time of commingling.
 5. The final product of commingled fly ash shall conform to the requirement in AASHTO Designation: M 295.

- Raw or calcined natural pozzolans shall conform to the requirements in AASHTO Designation: M 295, Class N and the following requirements:

- A. Calcium oxide content shall not exceed 10 percent.
- B. The available alkali, as sodium oxide equivalent, shall not exceed 1.5 percent when determined in conformance with the requirements in ASTM Designation: C 311 or the total alkali, as sodium oxide equivalent, shall not exceed 5.0 percent when determined in conformance with the requirements in AASHTO Designation: T 105.

- Ground Granulated Blast Furnace Slag (GGBFS) shall conform to the requirements in AASHTO Designation: M 302, Grade 100 or Grade 120.

- Silica Fume shall conform to the requirements of AASHTO Designation: M 307, with reduction in mortar expansion of 80 percent, minimum, using the cement from the proposed mix design.

90-2.01C REQUIRED USE OF SUPPLEMENTARY CEMENTITIOUS MATERIALS

- The amount of portland cement and SCM used in portland cement concrete shall conform to the minimum cementitious material content provisions in Section 90-1.01, "Description," or Section 90-4.05, "Optional Use of Chemical Admixtures," and the following:

- A. If a blended cement conforming to the provisions in Section 90-2.01A, "Cement," is used, the minimum amount of SCM incorporated into the cement shall conform to the provisions in this Section 90-2.01C.
- B. Fly ash or natural pozzolan, silica fume, or GGBFS shall not be used with Type IP or Type IS cements.

- Use of SCMs shall conform to the following:

A. If fly ash or natural pozzolan is used:

1. The minimum amount of portland cement shall not be less than 75 percent by weight of the specified minimum cementitious material content.
2. The minimum amount of fly ash or natural pozzolan shall be:
 - a. Fifteen percent by weight of the total amount of cementitious material if the calcium oxide content of fly ash or natural pozzolan is equal to or less than 2 percent by weight;
 - b. Twenty-five percent by weight of the total amount of cementitious material if the calcium oxide content of fly ash or natural pozzolan is greater than 2 percent by weight.
3. The total amount of fly ash or natural pozzolan shall not exceed 35 percent by weight of the total amount of cementitious material to be used in the mix. If Section 90-1.01, "Description," specifies a maximum cementitious material content in pounds per cubic yard, the total weight of portland cement and fly ash or natural pozzolan per cubic yard shall not exceed the specified maximum cementitious material content.

B. If silica fume is used:

1. The amount of silica fume shall not be less than 10 percent by weight of the total amount of cementitious material.
2. The amount of portland cement shall not be less than 75 percent by weight of the specified minimum cementitious material content.
3. If Section 90-1.01, "Description," specifies a maximum cementitious material content in pounds per cubic yard, the total weight of portland cement and silica fume per cubic yard shall not exceed the specified maximum cementitious material content.

C. If GGBFS is used:

1. The minimum amount of GGBFS shall be either:
 - a. Forty percent of the total cementitious material to be used, if the aggregates used in the concrete are on the Department's list of "Approved Aggregates For Use in Concrete with Reduced Fly Ash."
 - b. No less than 50 percent.
2. The amount of GGBFS shall not exceed 60 percent by weight of the total amount of cementitious materials to be used.

90-2.02 AGGREGATES

- Aggregates shall be free from deleterious coatings, clay balls, roots, bark, sticks, rags, and other extraneous material.
- The Contractor shall provide safe and suitable facilities, including necessary splitting devices for obtaining samples of aggregates, in conformance with California Test 125.
- Aggregates shall be of such character that it will be possible to produce workable concrete within the limits of water content provided in Section 90-6.06, "Amount of Water and Penetration."

- Aggregates shall have not more than 10 percent loss when tested for soundness in conformance with the requirements in California Test 214. The soundness requirement for fine aggregate will be waived, provided that the durability index, D_f , of the fine aggregate is 60 or greater when tested for durability in conformance with California Test 229.

- If the results of any one or more of the Cleanness Value, Sand Equivalent, or aggregate grading tests do not meet the requirements specified for "Operating Range" but all meet the "Contract Compliance" requirements, the placement of concrete shall be suspended at the completion of the current pour until tests or other information indicate that the next material to be used in the work will comply with the requirements specified for "Operating Range."

- If the results of either or both the Cleanness Value and coarse aggregate grading tests do not meet the requirements specified for "Contract Compliance," the concrete that is represented by the tests shall be removed. However, if the Engineer determines that the concrete is structurally adequate, the concrete may remain in place, and the Contractor shall pay to the State \$3.50 per cubic yard for paving concrete and \$5.50 per cubic yard for all other concrete for the concrete represented by these tests and left in place. The Department may deduct the amount from any moneys due, or that may become due, the Contractor under the contract.

- If the results of either or both the Sand Equivalent and fine aggregate grading tests do not meet the requirements specified for "Contract Compliance," the concrete which is represented by the tests shall be removed. However, if the Engineer determines that the concrete is structurally adequate, the concrete may remain in place, and the Contractor shall pay to the State \$3.50 per cubic yard for paving concrete and \$5.50 per cubic yard for all other concrete for the concrete represented by these tests and left in place. The Department may deduct the amount from any moneys due, or that may become due, the Contractor under the contract.

- The 2 preceding paragraphs apply individually to the "Contract Compliance" requirements for coarse aggregate and fine aggregate. When both coarse aggregate and fine aggregate do not conform to the "Contract Compliance" requirements, both paragraphs shall apply. The payments specified in those paragraphs are in addition to any payments made in conformance with the provisions in Section 90-1.01, "Description."

- No single Cleanness Value, Sand Equivalent, or aggregate grading test shall represent more than 300 cubic yards of concrete or one day's pour, whichever is smaller.

- When the source of an aggregate is changed, the Contractor shall adjust the mix proportions and submit in writing to the Engineer a copy of the mix design before using the aggregates.

90-2.02A COARSE AGGREGATE

- Coarse aggregate shall consist of gravel, crushed gravel, crushed rock, reclaimed aggregate, crushed air-cooled iron blast furnace slag or combinations thereof. Crushed air-cooled blast furnace slag shall not be used in reinforced or prestressed concrete.

- Reclaimed aggregate is aggregate that has been recovered from plastic concrete by washing away the cementitious material. Reclaimed aggregate shall conform to all aggregate requirements.

- Coarse aggregate shall conform to the following quality requirements:

Tests	California Test	Requirements
Loss in Los Angeles Rattler (after 500 revolutions)	211	45% max.
Cleanness Value		
Operating Range	227	75 min.
Contract Compliance	227	71 min.

- In lieu of the above Cleanness Value requirements, a Cleanness Value "Operating Range" limit of 71, minimum, and a Cleanness Value "Contract Compliance" limit of 68, minimum, will be used to determine the acceptability of the coarse aggregate if the Contractor furnishes a Certificate of Compliance, as provided in Section 6-1.07, "Certificates of Compliance," certifying that:

- Coarse aggregate sampled at the completion of processing at the aggregate production plant had a Cleanness Value of not less than 82 when tested in conformance with the requirements in California Test 227; and
- Prequalification tests performed in conformance with the requirements in California Test 549 indicated that the aggregate would develop a relative strength of not less than 95 percent and would have a relative shrinkage not greater than 105 percent, based on concrete.

90-2.02B FINE AGGREGATE

- Fine aggregate shall consist of natural sand, manufactured sand produced from larger aggregate or a combination thereof. Manufactured sand shall be well graded.
- Fine aggregate shall conform to the following quality requirements:

Test	California Test	Requirements
Organic Impurities	213	Satisfactory ^a
Mortar Strengths Relative to Ottawa Sand	515	95%, min.
Sand Equivalent:		
Operating Range	217	75, min.
Contract Compliance	217	71, min.

^a Fine aggregate developing a color darker than the reference standard color solution may be accepted if it is determined by the Engineer, from mortar strength tests, that a darker color is acceptable.

- In lieu of the above Sand Equivalent requirements, a Sand Equivalent "Operating Range" limit of 71, minimum, and a Sand Equivalent "Contract Compliance" limit of 68, minimum, will be used to determine the acceptability of the fine aggregate if the Contractor furnishes a Certificate of Compliance, as provided in Section 6-1.07, "Certificates of Compliance," certifying that:

- Fine aggregate sampled at the completion of processing at the aggregate production plant had a Sand Equivalent value of not less than 82 when tested by California Test 217; and
- Prequalification tests performed in conformance with California Test 549 indicated that the aggregate would develop a relative strength of not less than 95 percent and would have a relative shrinkage not greater than 105 percent, based on concrete.

90-2.03 WATER

- In conventionally reinforced concrete work, the water for curing, for washing aggregates, and for mixing shall be free from oil and shall not contain more than 1,000 parts per million of chlorides as Cl, when tested in conformance with California Test 422, nor more than 1,300 parts per million of sulfates as SO₄, when tested in conformance with California Test 417. In prestressed concrete work, the water for curing, for washing aggregates, and for mixing shall be free from oil and shall not contain more than 650 parts per million of chlorides as Cl, when tested in conformance with California Test 422, nor more than 1,300 parts per million of sulfates as SO₄, when tested in conformance with California Test 417. In no case shall the water contain an amount of impurities that will cause either: 1) a change in the setting time of cement of more than 25 percent when tested in conformance with the requirements in ASTM Designation: C 191 or ASTM Designation: C 266 or 2) a reduction in the compressive strength of mortar at 14 days of more than 5 percent, when tested in conformance with the requirements in ASTM Designation: C 109, when compared to the results obtained with distilled water or deionized water, tested in conformance with the requirements in ASTM Designation: C 109.

- In nonreinforced concrete work, the water for curing, for washing aggregates and for mixing shall be free from oil and shall not contain more than 2,000 parts per million of chlorides as Cl, when tested in conformance with California Test 422, or more than 1,500 parts per million of sulfates as SO₄, when tested in conformance with California Test 417.

- In addition to the above provisions, water for curing concrete shall not contain impurities in a sufficient amount to cause discoloration of the concrete or produce etching of the surface.

- Water reclaimed from mixer wash-out operations may be used in mixing concrete. The water shall not contain coloring agents or more than 300 parts per million of alkalis (Na₂O + 0.658 K₂O) as determined on the filtrate. The specific gravity of the water shall not exceed 1.03 and shall not vary more than ±0.010 during a day's operations.

90-2.04 ADMIXTURE MATERIALS

- Admixture materials shall conform to the requirements in the following ASTM Designations:

- A. Chemical Admixtures—ASTM Designation: C 494.

- B. Air-entraining Admixtures—ASTM Designation: C 260.

90-3 AGGREGATE GRADINGS

90-3.01 GENERAL

- Before beginning concrete work, the Contractor shall submit in writing to the Engineer the gradation of the primary aggregate nominal sizes that the Contractor proposes to furnish. If a primary coarse aggregate or the fine aggregate is separated into 2 or more sizes, the proposed gradation shall consist of the gradation for each individual size, and the proposed proportions of each individual size, combined mathematically to indicate one proposed gradation. The proposed gradation shall meet the grading requirements shown in the table in this section, and shall show the percentage passing each of the sieve sizes used in determining the end result.

- The Engineer may waive, in writing, the gradation requirements in this Section 90-3.01 and in Sections 90-3.02, "Coarse Aggregate Grading," 90-3.03, "Fine Aggregate Grading," and 90-3.04, "Combined Aggregate Gradings," if, in the Engineer's opinion, furnishing the gradation is not necessary for the type or amount of concrete work to be constructed.

- Gradations proposed by the Contractor shall be within the following percentage passing limits:

Primary Aggregate Nominal Size	Sieve Size	Limits of Proposed Gradation
1 1/2" x 3/4"	1"	19 - 41
1" x No. 4	3/4"	52 - 85
1" x No. 4	3/8"	15 - 38
1/2" x No. 4	3/8"	40 - 78
3/8" x No. 8	3/8"	50 - 85
Fine Aggregate	No. 16	55 - 75
Fine Aggregate	No. 30	34 - 46
Fine Aggregate	No. 50	16 - 29

- Should the Contractor change the source of supply, the Contractor shall submit in writing to the Engineer the new gradations before their intended use.

90-3.02 COARSE AGGREGATE GRADING

- The grading requirements for coarse aggregates are shown in the following table for each size of coarse aggregate:

Sieve Sizes	Percentage Passing Primary Aggregate Nominal Sizes							
	1 1/2" x 3/4"		1" x No. 4		1/2" x No. 4		3/8" x No. 8	
	Operating Range	Contract Compliance	Operating Range	Contract Compliance	Operating Range	Contract Compliance	Operating Range	Contract Compliance
2"	100	100	—	—	—	—	—	—
1 1/2"	88 - 100	85 - 100	100	100	—	—	—	—
1"	X ±18	X ±25	88 - 100	86 - 100	—	—	—	—
3/4"	0 - 17	0 - 20	X ±15	X ±22	100	100	—	—
1/2"	—	—	—	—	82 - 100	80 - 100	100	100
3/8"	0 - 7	0 - 9	X ±15	X ±22	X ±15	X ±22	X ±15	X ±20
No. 4	—	—	0 - 16	0 - 18	0 - 15	0 - 18	0 - 25	0 - 28
No. 8	—	—	0 - 6	0 - 7	0 - 6	0 - 7	0 - 6	0 - 7

- In the above table, the symbol X is the gradation that the Contractor proposes to furnish for the specific sieve size as provided in Section 90-3.01, "General."

- Coarse aggregate for the 1 1/2 inch, maximum, combined aggregate grading as provided in Section 90-3.04, "Combined Aggregate Gradings," shall be furnished in 2 or more primary aggregate nominal sizes. Each primary aggregate nominal size may be separated into 2 sizes and stored separately, provided that the combined material conforms to the grading requirements for that particular primary aggregate nominal size.

- When the one inch, maximum, combined aggregate grading as provided in Section 90-3.04, "Combined Aggregate Gradings," is to be used, the coarse aggregate may be separated into 2 sizes and stored separately, provided that the combined material shall conform to the grading requirements for the 1" x No. 4 primary aggregate nominal size.

90-3.03 FINE AGGREGATE GRADING

- Fine aggregate shall be graded within the following limits:

Sieve Sizes	Percentage Passing	
	Operating Range	Contract Compliance
3/8"	100	100
No. 4	95 - 100	93 - 100
No. 8	65 - 95	61 - 99
No. 16	X ±10	X ±13
No. 30	X ±9	X ±12
No. 50	X ±6	X ±9
No. 100	2 - 12	1 - 15
No. 200	0 - 8	0 - 10

- In the above table, the symbol X is the gradation that the Contractor proposes to furnish for the specific sieve size as provided in Section 90-3.01, "General."
- In addition to the above required grading analysis, the distribution of the fine aggregate sizes shall be such that the difference between the total percentage passing the No. 16 sieve and the total percentage passing the No. 30 sieve shall be between 10 and 40, and the difference between the percentage passing the No. 30 and No. 50 sieves shall be between 10 and 40.
- Fine aggregate may be separated into 2 or more sizes and stored separately, provided that the combined material conforms to the grading requirements specified in this Section 90-3.03.

90-3.04 COMBINED AGGREGATE GRADINGS

- Combined aggregate grading limits shall be used only for the design of concrete mixes. Concrete mixes shall be designed so that aggregates are combined in proportions that shall produce a mixture within the grading limits for combined aggregates as specified herein.
- The combined aggregate grading, except when otherwise specified in these specifications or the special provisions, shall be either the 1 1/2 inch, maximum grading, or the 1 inch, maximum grading, at the option of the Contractor.

Grading Limits of Combined Aggregates

Sieve Sizes	Percentage Passing			
	1 1/2" Max.	1" Max.	1/2" Max.	3/8" Max.
2"	100	—	—	—
1 1/2"	90 - 100	100	—	—
1"	50 - 86	90 - 100	—	—
3/4"	45 - 75	55 - 100	100	—
1/2"	—	—	90 - 100	100
3/8"	38 - 55	45 - 75	55 - 86	50 - 100
No. 4	30 - 45	35 - 60	45 - 63	45 - 63
No. 8	23 - 38	27 - 45	35 - 49	35 - 49
No. 16	17 - 33	20 - 35	25 - 37	25 - 37
No. 30	10 - 22	12 - 25	15 - 25	15 - 25
No. 50	4 - 10	5 - 15	5 - 15	5 - 15
No. 100	1 - 6	1 - 8	1 - 8	1 - 8
No. 200	0 - 3	0 - 4	0 - 4	0 - 4

- Changes from one grading to another shall not be made during the progress of the work unless permitted by the Engineer.

90-4 ADMIXTURES

90-4.01 GENERAL

- Admixtures used in portland cement concrete shall conform to and be used in conformance with the provisions in this Section 90-4 and the special provisions. Admixtures

shall be used when specified or ordered by the Engineer and may be used at the Contractor's option as provided herein.

- Chemical admixtures and air-entraining admixtures containing chlorides as Cl in excess of one percent by weight of admixture, as determined by California Test 415, shall not be used.
- Admixtures shall be uniform in properties throughout their use in the work. Should it be found that an admixture as furnished is not uniform in properties, its use shall be discontinued.
- If more than one admixture is used, the admixtures shall be compatible with each other so that the desirable effects of all admixtures used will be realized.
- Chemical admixtures shall be used in conformance with the manufacturer's written recommendations.

90-4.02 MATERIALS

- Admixture materials shall conform to the provisions in Section 90-2.04, "Admixture Materials."

90-4.03 ADMIXTURE APPROVAL

- No admixture brand shall be used in the work unless it is on the Department's current list of approved brands for the type of admixture involved.
- Admixture brands will be considered for addition to the approved list if the manufacturer of the admixture submits to the Transportation Laboratory a sample of the admixture accompanied by certified test results demonstrating that the admixture complies with the requirements in the appropriate ASTM Designation and these specifications. The sample shall be sufficient to permit performance of all required tests. Approval of admixture brands will be dependent upon a determination as to compliance with the requirements, based on the certified test results submitted, together with tests the Department may elect to perform.
- If the Contractor proposes to use an admixture of a brand and type on the current list of approved admixture brands, the Contractor shall furnish a Certificate of Compliance from the manufacturer, as provided in Section 6-1.07, "Certificates of Compliance," certifying that the admixture furnished is the same as that previously approved. If a previously approved admixture is not accompanied by a Certificate of Compliance, the admixture shall not be used in the work until the Engineer has had sufficient time to make the appropriate tests and has approved the admixture for use. The Engineer may take samples for testing at any time, whether or not the admixture has been accompanied by a Certificate of Compliance.

90-4.04 REQUIRED USE OF CHEMICAL ADMIXTURES

- If the use of a chemical admixture is specified, the admixture shall be used at the dosage specified, except that if no dosage is specified, the admixture shall be used at the dosage normally recommended by the manufacturer of the admixture.

90-4.05 OPTIONAL USE OF CHEMICAL ADMIXTURES

- The Contractor may use Type A or F, water-reducing; Type B, retarding; or Type D or G, water-reducing and retarding admixtures as described in ASTM Designation: C 494 to conserve cementitious material or to facilitate any concrete construction application subject to the following conditions:

- A. If a water-reducing admixture or a water-reducing and retarding admixture is used, the cementitious material content specified or ordered may be reduced by a maximum of

- 5 percent by weight, except that the resultant cementitious material content shall be not less than 505 pounds per cubic yard; and
- B. When a reduction in cementitious material content is made, the dosage of admixture used shall be the dosage used in determining approval of the admixture.

- Unless otherwise specified, a Type C accelerating chemical admixture conforming to the requirements in ASTM Designation: C 494, may be used in portland cement concrete. Inclusion in the mix design submitted for approval will not be required provided that the admixture is added to counteract changing conditions that contribute to delayed setting of the portland cement concrete, and the use or change in dosage of the admixture is approved in writing by the Engineer.

90-4.06 REQUIRED USE OF AIR-ENTRAINING ADMIXTURES

- When air-entrainment is specified or ordered by the Engineer, the air-entraining admixture shall be used in amounts to produce a concrete having the specified air content as determined by California Test 504.

90-4.07 OPTIONAL USE OF AIR-ENTRAINING ADMIXTURES

- When air-entrainment has not been specified or ordered by the Engineer, the Contractor will be permitted to use an air-entraining admixture to facilitate the use of any construction procedure or equipment provided that the average air content, as determined by California Test 504, of 3 successive tests does not exceed 4 percent, and no single test value exceeds 5.5 percent. If the Contractor elects to use an air-entraining admixture in concrete for pavement, the Contractor shall so indicate at the time the Contractor designates the source of aggregate.

90-4.08 BLANK

90-4.09 BLANK

90-4.10 PROPORTIONING AND DISPENSING LIQUID ADMIXTURES

- Chemical admixtures and air-entraining admixtures shall be dispensed in liquid form. Dispensers for liquid admixtures shall have sufficient capacity to measure at one time the prescribed quantity required for each batch of concrete. Each dispenser shall include a graduated measuring unit into which liquid admixtures are measured to within ± 5 percent of the prescribed quantity for each batch. Dispensers shall be located and maintained so that the graduations can be accurately read from the point at which proportioning operations are controlled to permit a visual check of batching accuracy prior to discharge. Each measuring unit shall be clearly marked for the type and quantity of admixture.

- Each liquid admixture dispensing system shall be equipped with a sampling device consisting of a valve located in a safe and readily accessible position such that a sample of the admixture may be withdrawn slowly by the Engineer.

- If more than one liquid admixture is used in the concrete mix, each liquid admixture shall have a separate measuring unit and shall be dispensed by injecting equipment located in such a manner that the admixtures are not mixed at high concentrations and do not interfere with the effectiveness of each other. When air-entraining admixtures are used in conjunction with other liquid admixtures, the air-entraining admixture shall be the first to be incorporated into the mix, unless it is demonstrated that a different sequence improves performance.

- When automatic proportioning devices are required for concrete pavement, dispensers for liquid admixtures shall operate automatically with the batching control equipment. The dispensers shall be equipped with an automatic warning system in good operating condition that will provide a visible or audible signal at the point at which proportioning operations are controlled when the quantity of admixture measured for each batch of concrete varies from the preselected dosage by more than 5 percent, or when the entire contents of the measuring unit are not emptied from the dispenser into each batch of concrete.

- Unless liquid admixtures are added to premeasured water for the batch, their discharge into the batch shall be arranged to flow into the stream of water so that the admixtures are well dispersed throughout the batch, except that air-entraining admixtures may be dispensed directly into moist sand in the batching bins provided that adequate control of the air content of the concrete can be maintained.

- Liquid admixtures requiring dosages greater than one-half gallon per cubic yard shall be considered to be water when determining the total amount of free water as specified in Section 90-6.06, "Amount of Water and Penetration."

90-4.11 BLANK

90-5 PROPORTIONING

90-5.01 STORAGE OF AGGREGATES

- Aggregates shall be stored or stockpiled in such a manner that separation of coarse and fine particles of each size shall be avoided and the various sizes shall not become intermixed before proportioning.

- Aggregates shall be stored or stockpiled and handled in a manner that prevent contamination by foreign materials. In addition, storage of aggregates at batching or mixing facilities that are erected subsequent to the award of the contract and that furnish concrete to the project shall conform to the following:

A. Intermingling of the different sizes of aggregates shall be positively prevented. The Contractor shall take the necessary measures to prevent intermingling. The preventive measures may include, but are not necessarily limited to, physical separation of stockpiles or construction of bulkheads of adequate length and height; and

B. Contamination of aggregates by contact with the ground shall be positively prevented. The Contractor shall take the necessary measures to prevent contamination. The preventive measures shall include, but are not necessarily limited to, placing aggregates on wooden platforms or on hardened surfaces consisting of portland cement concrete, asphalt concrete, or cement treated material.

- In placing aggregates in storage or in moving the aggregates from storage to the weigh hopper of the batching plant, any method that may cause segregation, degradation, or the combining of materials of different gradings that will result in any size of aggregate at the weigh hopper failing to meet the grading requirements, shall be discontinued. Any method of handling aggregates that results in excessive breakage of particles shall be discontinued. The use of suitable devices to reduce impact of falling aggregates may be required by the Engineer.

90-5.02 PROPORTIONING DEVICES

- Weighing, measuring, or metering devices used for proportioning materials shall conform to the requirements in Section 9-1.01, "Measurement of Quantities," and this Section 90-5.02. In

addition, automatic weighing systems shall comply with the requirements for automatic proportioning devices in Section 90-5.03A, "Proportioning for Pavement." Automatic devices shall be automatic to the extent that the only manual operation required for proportioning the aggregates, cement, and supplementary cementitious material for one batch of concrete is a single operation of a switch or starter.

- Proportioning devices shall be tested as frequently as the Engineer may deem necessary to ensure their accuracy.

- Weighing equipment shall be insulated against vibration or movement of other operating equipment in the plant. When the plant is in operation, the weight of each batch of material shall not vary from the weight designated by the Engineer by more than the tolerances specified herein.

- Equipment for cumulative weighing of aggregate shall have a zero tolerance of ± 0.5 percent of the designated total batch weight of the aggregate. For systems with individual weigh hoppers for the various sizes of aggregate, the zero tolerance shall be ± 0.5 percent of the individual batch weight designated for each size of aggregate. Equipment for cumulative weighing of cement and supplementary cementitious material shall have a zero tolerance of ± 0.5 percent of the designated total batch weight of the cement and supplementary cementitious material. Equipment for weighing cement or supplementary cementitious material separately shall have a zero tolerance of ± 0.5 percent of their designated individual batch weights. Equipment for measuring water shall have a zero tolerance of ± 0.5 percent of its designated weight or volume.

- The weight indicated for any batch of material shall not vary from the preselected scale setting by more than the following:

- A. Aggregate weighed cumulatively shall be within 1.0 percent of the designated total batch weight of the aggregate. Aggregates weighed individually shall be within 1.5 percent of their respective designated batch weights; and
- B. Cement shall be 99 to 102 percent of its designated batch weight. When weighed individually, supplementary cementitious material shall be 99 to 102 percent of its designated batch weight. When supplementary cementitious material and cement are permitted to be weighed cumulatively, cement shall be weighed first to 99 to 102 percent of its designated batch weight, and the total for cement and supplementary cementitious material shall be 99 to 102 percent of the sum of their designated batch weights; and
- C. Water shall be within 1.5 percent of its designated weight or volume.

- Each scale graduation shall be approximately 0.001 of the total capacity of the scale. The capacity of scales for weighing cement, supplementary cementitious material, or cement plus supplementary cementitious material and aggregates shall not exceed that of commercially available scales having single graduations indicating a weight not exceeding the maximum permissible weight variation above, except that no scale shall be required having a capacity of less than 1,000 pounds, with one pound graduations.

90-5.03 PROPORTIONING

- Proportioning shall consist of dividing the aggregates into the specified sizes, each stored in a separate bin, and combining them with cementitious material and water as provided in these specifications. Aggregates shall be proportioned by weight.

- At the time of batching, aggregates shall have been dried or drained sufficiently to result in a stable moisture content such that no visible separation of water from aggregate will take place during transportation from the proportioning plant to the point of mixing. In no event shall

the free moisture content of the fine aggregate at the time of batching exceed 8 percent of its saturated, surface-dry weight.

- Should separate supplies of aggregate material of the same size group, but of different moisture content or specific gravity or surface characteristics affecting workability, be available at the proportioning plant, withdrawals shall be made from one supply exclusively and the materials therein completely exhausted before starting upon another.

- Bulk Type IP (MS) cement shall be weighed in an individual hopper and shall be kept separate from the aggregates until the ingredients are released for discharge into the mixer.

- Bulk cement and supplementary cementitious material may be weighed in separate, individual weigh hoppers or may be weighed in the same weigh hopper and shall be kept separate from the aggregates until the ingredients are released for discharge into the mixer. If the cement and supplementary cementitious material are weighed cumulatively, the cement shall be weighed first.

- If cement and supplementary cementitious material are weighed in separate weigh hoppers, the weigh systems for the proportioning of the aggregate, the cement, and the supplementary cementitious material shall be individual and distinct from all other weigh systems. Each weigh system shall be equipped with a hopper, a lever system, and an indicator to constitute an individual and independent material-weighing device. The cement and the supplementary cementitious material shall be discharged into the mixer simultaneously with the aggregate.

- The scales and weigh hoppers for bulk weighing cement, supplementary cementitious material, or cement plus supplementary cementitious material shall be separate and distinct from the aggregate weighing equipment.

- For batches of one cubic yard or more, the batching equipment shall conform to one of the following combinations:

- A. Separate boxes and separate scale and indicator for weighing each size of aggregate.

- B. Single box and scale indicator for all aggregates.

- C. Single box or separate boxes and automatic weighing mechanism for all aggregates.

- In order to check the accuracy of batch weights, the gross weight and tare weight of batch trucks, truck mixers, truck agitators, and non-agitating hauling equipment shall be determined when ordered by the Engineer. The equipment shall be weighed on scales designated by the Engineer.

90-5.03A PROPORTIONING FOR PAVEMENT

- Aggregates and bulk supplementary cementitious material for use in pavement shall be proportioned by weight by means of automatic proportioning devices of approved type conforming to these specifications.

- The Contractor shall install and maintain in operating condition an electronically actuated moisture meter that will indicate, on a readily visible scale, changes in the moisture content of the fine aggregate as it is batched within a sensitivity of 0.5 percent by weight of the fine aggregate.

- The batching of cement, supplementary cementitious material, or cement plus supplementary cementitious material and aggregate shall be interlocked so that a new batch cannot be started until all weigh hoppers are empty, the proportioning devices are within zero tolerance, and the discharge gates are closed. The interlock shall permit no part of the batch to be discharged until all aggregate hoppers and the cement and supplementary cementitious material hoppers or the cement plus supplementary cementitious material hopper are charged

with weights that are within the tolerances specified in Section 90-5.02, "Proportioning Devices."

- If interlocks are required for cement and supplementary cementitious material charging mechanisms and cement and supplementary cementitious material are weighed cumulatively, their charging mechanisms shall be interlocked to prevent the introduction of mineral admixture until the weight of cement in the cement weigh hopper is within the tolerances specified in Section 90-5.02, "Proportioning Devices."

- If concrete is completely mixed in stationary paving mixers, the supplementary cementitious materials shall be weighed in a separate weigh hopper and the supplementary cementitious material and cement shall be introduced simultaneously into the mixer proportionately with the aggregate. If the Contractor provides certification that the stationary mixer is capable of mixing the cement, supplementary cementitious material, aggregates, and water uniformly before discharge, weighing the supplementary cementitious material cumulatively with the cement is permitted. Certification shall contain the following:

- A. Test results for 2 compressive strength test cylinders of concrete taken within the first one-third and 2 compressive strength test cylinders of concrete taken within the last one-third of the concrete discharged from a single batch from the stationary paving mixer. Strength tests and cylinder preparation will be in conformance with the provisions of Section 90-9, "Compressive Strength";
- B. Calculations demonstrating that the difference in the averages of 2 compressive strengths taken in the first one-third is no greater than 7.5 percent different than the averages of 2 compressive strengths taken in the last one-third of the concrete discharged from a single batch from the stationary paving mixer. Strength tests and cylinder preparation will be in conformance with the provisions of Section 90-9, "Compressive Strength;" and
- C. The mixer rotation speed and time of mixing before discharge that are required to produce a mix that meets the requirements above.

- The discharge gate on the cement and supplementary cementitious material hoppers or the cement plus supplementary cementitious material hopper shall be designed to permit regulating the flow of cement, supplementary cementitious material, or cement plus supplementary cementitious material into the aggregate as directed by the Engineer.

- If separate weigh boxes are used for each size of aggregate, the discharge gates shall permit regulating the flow of each size of aggregate as directed by the Engineer.

- Material discharged from the several bins shall be controlled by gates or by mechanical conveyors. The means of withdrawal from the several bins, and of discharge from the weigh box, shall be interlocked so that not more than one bin can discharge at a time, and so that the weigh box cannot be tripped until the required quantity from each of the several bins has been deposited therein. Should a separate weigh box be used for each size of aggregate, all may be operated and discharged simultaneously.

- If the discharge from the several bins is controlled by gates, each gate shall be actuated automatically so that the required mass is discharged into the weigh box, after which the gate shall automatically close and lock.

- The automatic weighing system shall be designed so that all proportions required may be set on the weighing controller at the same time.

90-6 MIXING AND TRANSPORTING

90-6.01 GENERAL

- Concrete shall be mixed in mechanically operated mixers, except that when permitted by the Engineer, batches not exceeding 1/3 cubic yard may be mixed by hand methods in conformance with the provisions in Section 90-6.05, "Hand-Mixing."
- Equipment having components made of aluminum or magnesium alloys that would have contact with plastic concrete during mixing, transporting, or pumping of portland cement concrete shall not be used.
- Concrete shall be homogeneous and thoroughly mixed, and there shall be no lumps or evidence of undispersed cementitious material.
- Uniformity of concrete mixtures will be determined by differences in penetration as determined by California Test 533, or slump as determined by ASTM Designation: C 143, and by variations in the proportion of coarse aggregate as determined by California Test 529.
- When the mix design specifies a penetration value, the difference in penetration, determined by comparing penetration tests on 2 samples of mixed concrete from the same batch or truck mixer load, shall not exceed 1/2-inch. When the mix design specifies a slump value, the difference in slump, determined by comparing slump tests on 2 samples of mixed concrete from the same batch or truck mixer load, shall not exceed the values given in the table below. Variation in the proportion of coarse aggregate will be determined by comparing the results of tests of 2 samples of mixed concrete from the same batch or truck mixer load and the difference between the 2 results shall not exceed 170 pounds per cubic yard of concrete.

Average Slump	Maximum Permissible Difference
Less than 4"	1"
4" to 6"	1 1/2"
Greater than 6" to 9"	2"

- The Contractor shall furnish samples of the freshly mixed concrete and provide satisfactory facilities for obtaining the samples.

90-6.02 MACHINE MIXING

- Concrete mixers may be of the revolving drum or the revolving blade type, and the mixing drum or blades shall be operated uniformly at the mixing speed recommended by the manufacturer. Mixers and agitators that have an accumulation of hard concrete or mortar shall not be used.
- The temperature of mixed concrete, immediately before placing, shall be not less than 50° F or more than 90° F. Aggregates and water shall be heated or cooled as necessary to produce concrete within these temperature limits. Neither aggregates nor mixing water shall be heated to exceed 150° F. If ice is used to cool the concrete, discharge of the mixer will not be permitted until all ice is melted.
- The batch shall be so charged into the mixer that some water will enter in advance of cementitious materials and aggregates. All water shall be in the drum by the end of the first one-fourth of the specified mixing time.
- Cementitious materials shall be batched and charged into the mixer by means that will not result either in loss of cementitious materials due to the effect of wind, in accumulation of cementitious materials on surfaces of conveyors or hoppers, or in other conditions that reduce or vary the required quantity of cementitious material in the concrete mixture.

- Paving and stationary mixers shall be operated with an automatic timing device. The timing device and discharge mechanism shall be interlocked so that during normal operation no part of the batch will be discharged until the specified mixing time has elapsed.
 - The total elapsed time between the intermingling of damp aggregates and all cementitious materials and the start of mixing shall not exceed 30 minutes.
 - The size of batch shall not exceed the manufacturer's guaranteed capacity.
 - When producing concrete for pavement or base, suitable batch counters shall be installed and maintained in good operating condition at job site batching plants and stationary mixers. The batch counters shall indicate the exact number of batches proportioned and mixed.
 - Concrete shall be mixed and delivered to the job site by means of one of the following combinations of operations:

- A. Mixed completely in a stationary mixer and the mixed concrete transported to the point of delivery in truck agitators or in nonagitating hauling equipment (central-mixed concrete).
- B. Mixed partially in a stationary mixer, and the mixing completed in a truck mixer (shrink-mixed concrete).
- C. Mixed completely in a truck mixer (transit-mixed concrete).
- D. Mixed completely in a paving mixer.

- Agitators may be truck mixers operating at agitating speed or truck agitators. Each mixer and agitator shall have attached thereto in a prominent place a metal plate or plates on which is plainly marked the various uses for which the equipment is designed, the manufacturer's guaranteed capacity of the drum or container in terms of the volume of mixed concrete and the speed of rotation of the mixing drum or blades.
 - Truck mixers shall be equipped with electrically or mechanically actuated revolution counters by which the number of revolutions of the drum or blades may readily be verified.
 - When shrink-mixed concrete is furnished, concrete that has been partially mixed at a central plant shall be transferred to a truck mixer and all requirements for transit-mixed concrete shall apply. No credit in the number of revolutions at mixing speed will be allowed for partial mixing in a central plant.

90-6.03 TRANSPORTING MIXED CONCRETE

- Mixed concrete may be transported to the delivery point in truck agitators or truck mixers operating at the speed designated by the manufacturer of the equipment as agitating speed, or in non-agitating hauling equipment, provided the consistency and workability of the mixed concrete upon discharge at the delivery point is suitable for adequate placement and consolidation in place, and provided the mixed concrete after hauling to the delivery point conforms to the provisions in Section 90-6.01, "General."
 - Truck agitators shall be loaded not to exceed the manufacturer's guaranteed capacity and shall maintain the mixed concrete in a thoroughly mixed and uniform mass during hauling.
 - Bodies of nonagitating hauling equipment shall be constructed so that leakage of the concrete mix, or any part thereof, will not occur at any time.
 - Concrete hauled in open-top vehicles shall be protected during hauling against rain or against exposure to the sun for more than 20 minutes when the ambient temperature exceeds 75° F.
 - No additional mixing water shall be incorporated into the concrete during hauling or after arrival at the delivery point, unless authorized by the Engineer. If the Engineer authorizes additional water to be incorporated into the concrete, the drum shall be revolved not less than 30 revolutions at mixing speed after the water is added and before discharge is commenced.

- The rate of discharge of mixed concrete from truck mixer-agitators shall be controlled by the speed of rotation of the drum in the discharge direction with the discharge gate fully open.
- If a truck mixer or agitator is used for transporting concrete to the delivery point, discharge shall be completed within 1.5 hours or before 250 revolutions of the drum or blades, whichever occurs first, after the introduction of the cement to the aggregates. Under conditions contributing to quick stiffening of the concrete, or if the temperature of the concrete is 85° F or above, the time allowed may be less than 1.5 hours. If an admixture is used to retard the set time, the temperature of the concrete shall not exceed 85° F, the time limit shall be 2 hours, and the revolution limitation shall be 300.
- If nonagitating hauling equipment is used for transporting concrete to the delivery point, discharge shall be completed within one hour after the addition of the cement to the aggregates. Under conditions contributing to quick stiffening of the concrete, or when the temperature of the concrete is 85° F or above, the time between the introduction of cement to the aggregates and discharge shall not exceed 45 minutes.
- Each load of concrete delivered at the job site shall be accompanied by a weighmaster certificate showing the mix identification number, nonrepeating load number, date and time at which the materials were batched, the total amount of water added to the load, and for transit-mixed concrete, the reading of the revolution counter at the time the truck mixer is charged with cement. This weighmaster certificate shall also show the actual scale weights (pounds) for the ingredients batched. Theoretical or target batch weights shall not be used as a substitute for actual scale weights.
- Weighmaster certificates shall be provided in printed form, or if approved by the Engineer, the data may be submitted in electronic media. Electronic media shall be presented in a tab-delimited format on a 3 1/2-inch diskette with a capacity of at least 1.4 megabytes. Captured data, for the ingredients represented by each batch shall be "line feed, carriage return" (LFCR) and "one line, separate record" with allowances for sufficient fields to satisfy the amount of data required by these specifications.
- The Contractor may furnish a weighmaster certificate accompanied by a separate certificate that lists the actual batch weights or measurements for a load of concrete provided that both certificates are imprinted with the same nonrepeating load number that is unique to the contract and delivered to the jobsite with the load.
- Weighmaster certificates furnished by the Contractor shall conform to the provisions in Section 9-1.01, "Measurement of Quantities."

90-6.04 TIME OR AMOUNT OF MIXING

- Mixing of concrete in paving or stationary mixers shall continue for the required mixing time after all ingredients, except water and admixture, if added with the water, are in the mixing compartment of the mixer before any part of the batch is released. Transfer time in multiple drum mixers shall not be counted as part of the required mixing time.
- The required mixing time, in paving or stationary mixers, of concrete used for concrete structures, except minor structures, shall be not less than 90 seconds or more than 5 minutes, except that when directed by the Engineer in writing, the requirements of the following paragraph shall apply.
- The required mixing time, in paving or stationary mixers, except as provided in the preceding paragraph, shall be not less than 50 seconds or more than 5 minutes.
- The minimum required revolutions at the mixing speed for transit-mixed concrete shall not be less than that recommended by the mixer manufacturer, but in no case shall the number of revolutions be less than that required to consistently produce concrete conforming to the provisions for uniformity in Section 90-6.01, "General."

- When a high range water-reducing admixture is added to the concrete at the job site, the total number of revolutions shall not exceed 300.

90-6.05 HAND-MIXING

- Hand-mixed concrete shall be made in batches of not more than 1/3 cubic yard and shall be mixed on a watertight, level platform. The proper amount of coarse aggregate shall be measured in measuring boxes and spread on the platform and the fine aggregate shall be spread on this layer, the 2 layers being not more than one foot in total depth. On this mixture shall be spread the dry cementitious materials and the whole mass turned no fewer than 2 times dry; then sufficient clean water shall be added, evenly distributed, and the whole mass again turned no fewer than 3 times, not including placing in the carriers or forms.

90-6.06 AMOUNT OF WATER AND PENETRATION

- The amount of water used in concrete mixes shall be regulated so that the penetration of the concrete as determined by California Test 533 or the slump of the concrete as determined by ASTM Designation: C 143 is within the nominal values shown in the following table. When the penetration or slump of the concrete is found to exceed the nominal values listed, the mixture of subsequent batches shall be adjusted to reduce the penetration or slump to a value within the nominal range shown. Batches of concrete with a penetration or slump exceeding the maximum values listed shall not be used in the work. If Type F or Type G chemical admixtures are added to the mix, the penetration requirements shall not apply and the slump shall not exceed 9 inches after the chemical admixtures are added.

Type of Work	Nominal		Maximum	
	Penetration (inches)	Slump (inches)	Penetration (inches)	Slump (inches)
Concrete Pavement	0 - 1	—	1 1/2	—
Non-reinforced concrete facilities	0 - 1 1/2	—	2	—
Reinforced concrete structures				
Sections over 12 inches thick	0 - 1 1/2	—	2 1/2	—
Sections 12 inches thick or less	0 - 2	—	3	—
Concrete placed under water	—	6 - 8	—	9
Cast-in-place concrete piles	2 1/2 - 3 1/2	5 - 7	4	8

- The amount of free water used in concrete shall not exceed 310 pounds per cubic yard, plus 20 pounds for each required 100 pounds of cementitious material in excess of 550 pounds per cubic yard.
 - The term free water is defined as the total water in the mixture minus the water absorbed by the aggregates in reaching a saturated surface-dry condition.
 - If there are adverse or difficult conditions that affect the placing of concrete, the above specified penetration and free water content limitations may be exceeded providing the Contractor is granted permission by the Engineer in writing to increase the cementitious material content per cubic yard of concrete. The increase in water and cementitious material shall be at a ratio not to exceed 30 pounds of water per added 100 pounds of cementitious material per cubic yard. Full compensation for additional cementitious material and water added under these conditions shall be considered as included in the contract price paid for the concrete work involved and no additional compensation will be allowed therefor.
 - The equipment for supplying water to the mixer shall be constructed and arranged so that the amount of water added can be measured accurately. Any method of discharging water into the mixer for a batch shall be accurate within 1.5 percent of the quantity of water required to be

added to the mix for any position of the mixer. Tanks used to measure water shall be designed so that water cannot enter while water is being discharged into the mixer and discharge into the mixer shall be made rapidly in one operation without dribbling. All equipment shall be arranged so as to permit checking the amount of water delivered by discharging into measured containers.

90-7 CURING CONCRETE

90-7.01 METHODS OF CURING

- Newly placed concrete shall be cured by the methods specified in this Section 90-7.01 and the special provisions.

90-7.01A WATER METHOD

- The concrete shall be kept continuously wet by the application of water for a minimum curing period of 7 days after the concrete has been placed.

- Cotton mats, rugs, carpets, or earth or sand blankets may be used as a curing medium to retain the moisture during the curing period.

- If a curing medium consisting of cotton mats, rugs, carpets, polyethylene sheeting, polyethylene sheeting on burlap, or earth or sand blankets is to be used to retain the moisture, the entire surface of the concrete shall be kept damp by applying water with a nozzle that so atomizes the flow that a mist and not a spray is formed, until the surface of the concrete is covered with the curing medium. The moisture from the nozzle shall not be applied under pressure directly upon the concrete and shall not be allowed to accumulate on the concrete in a quantity sufficient to cause a flow or wash the surface. At the expiration of the curing period, the concrete surfaces shall be cleared of all curing media.

- At the option of the Contractor, a curing medium consisting of white opaque polyethylene sheeting extruded onto burlap may be used to cure concrete structures. The polyethylene sheeting shall have a minimum thickness of 4-mil, and shall be extruded onto 10-ounce burlap.

- At the option of the Contractor, a curing medium consisting of polyethylene sheeting may be used to cure concrete columns. The polyethylene sheeting shall have a minimum thickness of 10-mil achieved in a single layer of material.

- If the Contractor chooses to use polyethylene sheeting or polyethylene sheeting on burlap as a curing medium, these media and any joints therein shall be secured as necessary to provide moisture retention and shall be within 3 inches of the concrete at all points along the surface being cured. When these media are used, the temperature of the concrete shall be monitored during curing. If the temperature of the concrete cannot be maintained below 140° F, use of these curing media shall be disallowed.

- When concrete bridge decks and flat slabs are to be cured without the use of a curing medium, the entire surface of the bridge deck or slab shall be kept damp by the application of water with an atomizing nozzle as specified above, until the concrete has set, after which the entire surface of the concrete shall be sprinkled continuously with water for a period of not less than 7 days.

90-7.01B CURING COMPOUND METHOD

- Surfaces of the concrete that are exposed to the air shall be sprayed uniformly with a curing compound.

- Curing compounds to be used shall be as follows:

1. Pigmented curing compound conforming to the requirements in ASTM Designation: C 309, Type 2, Class B, except the resin type shall be poly-alpha-methylstyrene.
2. Pigmented curing compound conforming to the requirements in ASTM Designation: C 309, Type 2, Class B.
3. Pigmented curing compound conforming to the requirements in ASTM Designation: C 309, Type 2, Class A.
4. Nonpigmented curing compound conforming to the requirements in ASTM Designation: C 309, Type 1, Class B.
5. Nonpigmented curing compound conforming to the requirements in ASTM Designation: C 309, Type 1, Class A.
6. Nonpigmented curing compound with fugitive dye conforming to the requirements in ASTM Designation: C 309, Type 1-D, Class A.

- The infrared scan for the dried vehicle from curing compound (1) shall match the infrared scan on file at the Transportation Laboratory.

- The loss of water for each type of curing compound, when tested in conformance with the requirements in California Test 534, shall not be more than 0.28-pounds per square yard in 24 hours.

- The curing compound to be used will be specified elsewhere in these specifications or in the special provisions.

- If the use of curing compound is required or permitted elsewhere in these specifications or in the special provisions and no specific kind is specified, any of the curing compounds listed above may be used.

- Curing compound shall be applied at a nominal rate of one gallon per 150 square feet, unless otherwise specified.

- At any point, the application rate shall be within ± 50 square feet per gallon of the nominal rate specified, and the average application rate shall be within ± 25 square feet per gallon of the nominal rate specified when tested in conformance with the requirements in California Test 535. Runs, sags, thin areas, skips, or holidays in the applied curing compound shall be evidence that the application is not satisfactory.

- Curing compounds shall be applied using power operated spray equipment. The power operated spraying equipment shall be equipped with an operational pressure gage and a means of controlling the pressure. Hand spraying of small and irregular areas that are not reasonably accessible to mechanical spraying equipment, in the opinion of the Engineer, may be permitted.

- The curing compound shall be applied to the concrete following the surface finishing operation, immediately before the moisture sheen disappears from the surface, but before any drying shrinkage or craze cracks begin to appear. In the event of any drying or cracking of the surface, application of water with an atomizing nozzle as specified in Section 90-7.01A, "Water Method," shall be started immediately and shall be continued until application of the compound is resumed or started; however, the compound shall not be applied over any resulting freestanding water. Should the film of compound be damaged from any cause before the expiration of 7 days after the concrete is placed in the case of structures and 72 hours in the case of pavement, the damaged portion shall be repaired immediately with additional compound.

- At the time of use, compounds containing pigments shall be in a thoroughly mixed condition with the pigment uniformly dispersed throughout the vehicle. A paddle shall be used to loosen all settled pigment from the bottom of the container, and a power driven agitator shall be used to disperse the pigment uniformly throughout the vehicle.

- Agitation shall not introduce air or other foreign substance into the curing compound.

- The manufacturer shall include in the curing compound the necessary additives for control of sagging, pigment settling, leveling, de-emulsification, or other requisite qualities of a satisfactory working material. Pigmented curing compounds shall be manufactured so that the pigment does not settle badly, does not cake or thicken in the container, and does not become granular or curdled. Settlement of pigment shall be a thoroughly wetted, soft, mushy mass permitting the complete and easy vertical penetration of a paddle. Settled pigment shall be easily redispersed, with minimum resistance to the sideways manual motion of the paddle across the bottom of the container, to form a smooth uniform product of the proper consistency.

- Curing compounds shall remain sprayable at temperatures above 40° F and shall not be diluted or altered after manufacture.

- The curing compound shall be packaged in clean 274-gallon totes, 55-gallon barrels or 5-gallon pails shall be supplied from a suitable storage tank located at the jobsite. The containers shall comply with "Title 49, Code of Federal Regulations, Hazardous Materials Regulations." The 274-gallon totes and the 55-gallon barrels shall have removable lids and airtight fasteners. The 5-gallon pails shall be round and have standard full open head and bail. Lids with bungholes will not be permitted. Settling or separation of solids in containers, except tanks, must be completely redispersed with low speed mixing prior to use, in conformance with these specifications and the manufacturer's recommendations. Mixing shall be accomplished either manually by use of a paddle or by use of a mixing blade driven by a drill motor, at low speed. Mixing blades shall be the type used for mixing paint. On-site storage tanks shall be kept clean and free of contaminants. Each tank shall have a permanent system designed to completely redisperse settled material without introducing air or other foreign substances.

- Steel containers and lids shall be lined with a coating that will prevent destructive action by the compound or chemical agents in the air space above the compound. The coating shall not come off the container or lid as skins. Containers shall be filled in a manner that will prevent skinning. Plastic containers shall not react with the compound.

- Each container shall be labeled with the manufacturer's name, kind of curing compound, batch number, volume, date of manufacture, and volatile organic compound (VOC) content. The label shall also warn that the curing compound containing pigment shall be well stirred before use. Precautions concerning the handling and the application of curing compound shall be shown on the label of the curing compound containers in conformance with the Construction Safety Orders and General Industry Safety Orders of the State.

- Containers of curing compound shall be labeled to indicate that the contents fully comply with the rules and regulations concerning air pollution control in the State.

- When the curing compound is shipped in tanks or tank trucks, a shipping invoice shall accompany each load. The invoice shall contain the same information as that required herein for container labels.

- Curing compound will be sampled by the Engineer at the source of supply, at the job site, or at both locations.

- Curing compound shall be formulated so as to maintain the specified properties for a minimum of one year. The Engineer may require additional testing before use to determine compliance with these specifications if the compound has not been used within one year or whenever the Engineer has reason to believe the compound is no longer satisfactory.

- Tests will be conducted in conformance with the latest ASTM test methods and methods in use by the Transportation Laboratory.

90-7.01C WATERPROOF MEMBRANE METHOD

- The exposed finished surfaces of concrete shall be sprayed with water, using a nozzle that so atomizes the flow that a mist and not a spray is formed, until the concrete has set, after which

the curing membrane, shall be placed. The curing membrane shall remain in place for a period of not less than 72 hours.

- Sheeting material for curing concrete shall conform to the requirements in AASHTO Designation: M 171 for white reflective materials.

- The sheeting material shall be fabricated into sheets of such width as to provide a complete cover for the entire concrete surface. Joints in the sheets shall be securely cemented together in such a manner as to provide a waterproof joint. The joint seams shall have a minimum lap of 0.33-foot.

- The sheets shall be securely weighted down by placing a bank of earth on the edges of the sheets or by other means satisfactory to the Engineer.

- Should any portion of the sheets be broken or damaged before the expiration of 72 hours after being placed, the broken or damaged portions shall be immediately repaired with new sheets properly cemented into place.

- Sections of membrane that have lost their waterproof qualities or have been damaged to such an extent as to render them unfit for curing the concrete shall not be used.

90-7.01D FORMS-IN-PLACE METHOD

- Formed surfaces of concrete may be cured by retaining the forms in place. The forms shall remain in place for a minimum period of 7 days after the concrete has been placed, except that for members over 20 inches in least dimension the forms shall remain in place for a minimum period of 5 days.

- Joints in the forms and the joints between the end of forms and concrete shall be kept moisture tight during the curing period. Cracks in the forms and cracks between the forms and the concrete shall be resealed by methods subject to the approval of the Engineer.

90-7.02 CURING PAVEMENT

- The entire exposed area of the pavement, including edges, shall be cured by the waterproof membrane method, or curing compound method using curing compound (1) or (2) as the Contractor may elect. Should the side forms be removed before the expiration of 72 hours following the start of curing, the exposed pavement edges shall also be cured. If the pavement is cured by means of the curing compound method, the sawcut and all portions of the curing compound that have been disturbed by sawing operations shall be restored by spraying with additional curing compound.

- Curing shall commence as soon as the finishing process provided in Section 40-1.10, "Final Finishing," has been completed. The method selected shall conform to the provisions in Section 90-7.01, "Methods of Curing."

- When the curing compound method is used, the compound shall be applied to the entire pavement surface by mechanical sprayers. Spraying equipment shall be of the fully atomizing type equipped with a tank agitator that provides for continual agitation of the curing compound during the time of application. The spray shall be adequately protected against wind, and the nozzles shall be so oriented or moved mechanically transversely as to result in the minimum specified rate of coverage being applied uniformly on exposed faces. Hand spraying of small and irregular areas, and areas inaccessible to mechanical spraying equipment, in the opinion of the Engineer, will be permitted. When the ambient air temperature is above 60° F, the Contractor shall fog the surface of the concrete with a fine spray of water as specified in Section 90-7.01A, "Water Method." The surface of the pavement shall be kept moist between the hours of 10:00 a.m. and 4:30 p.m. on the day the concrete is placed. However, the fogging done after the curing compound has been applied shall not begin until the compound has set

sufficiently to prevent displacement. Fogging shall be discontinued if ordered in writing by the Engineer.

90-7.03 CURING STRUCTURES

- Newly placed concrete for cast-in-place structures, other than highway bridge decks, shall be cured by the water method, the forms-in-place method, or, as permitted herein, by the curing compound method, in conformance with the provisions in Section 90-7.01, "Methods of Curing."

- The curing compound method using a pigmented curing compound may be used on concrete surfaces of construction joints, surfaces that are to be buried underground, and surfaces where only ordinary surface finish is to be applied and on which a uniform color is not required and that will not be visible from a public traveled way. If the Contractor elects to use the curing compound method on the bottom slab of box girder spans, the curing compound shall be curing compound (1).

- The top surface of highway bridge decks shall be cured by both the curing compound method and the water method. The curing compound shall be curing compound (1).

- Concrete surfaces of minor structures, as defined in Section 51-1.02, "Minor Structures," shall be cured by the water method, the forms-in-place method or the curing compound method.

- When deemed necessary by the Engineer during periods of hot weather, water shall be applied to concrete surfaces being cured by the curing compound method or by the forms-in-place method, until the Engineer determines that a cooling effect is no longer required. Application of water for this purpose will be paid for as extra work as provided in Section 4-1.03D, "Extra Work."

90-7.04 CURING PRECAST CONCRETE MEMBERS

- Precast concrete members shall be cured in conformance with any of the methods specified in Section 90-7.01, "Methods of Curing." Curing shall be provided for the minimum time specified for each method or until the concrete reaches its design strength, whichever is less. Steam curing may also be used for precast members and shall conform to the following provisions:

- A. After placement of the concrete, members shall be held for a minimum 4-hour presteaming period. If the ambient air temperature is below 50° F, steam shall be applied during the presteaming period to hold the air surrounding the member at a temperature between 50° F and 90° F.
- B. To prevent moisture loss on exposed surfaces during the presteaming period, members shall be covered as soon as possible after casting or the exposed surfaces shall be kept wet by fog spray or wet blankets.
- C. Enclosures for steam curing shall allow free circulation of steam about the member and shall be constructed to contain the live steam with a minimum moisture loss. The use of tarpaulins or similar flexible covers will be permitted, provided they are kept in good repair and secured in such a manner as to prevent the loss of steam and moisture.
- D. Steam at the jets shall be at low pressure and in a saturated condition. Steam jets shall not impinge directly on the concrete, test cylinders, or forms. During application of the steam, the temperature rise within the enclosure shall not exceed 40° F per hour. The curing temperature throughout the enclosure shall not exceed 150° F and shall be maintained at a constant level for a sufficient time necessary to develop the required transfer strength. Control cylinders shall be covered to prevent moisture loss and shall be

- placed in a location where temperature is representative of the average temperature of the enclosure.
- E. Temperature recording devices that will provide an accurate, continuous, permanent record of the curing temperature shall be provided. A minimum of one temperature recording device per 200 feet of continuous bed length will be required for checking temperature.
 - F. Members in pretension beds shall be detensioned immediately after the termination of steam curing while the concrete and forms are still warm, or the temperature under the enclosure shall be maintained above 60° F until the stress is transferred to the concrete.
 - G. Curing of precast concrete will be considered completed after termination of the steam curing cycle.

90-7.05 CURING PRECAST PRESTRESSED CONCRETE PILES

- Newly placed concrete for precast prestressed concrete piles shall be cured in conformance with the provisions in Section 90-7.04, "Curing Precast Concrete Members," except that piles in a corrosive environment shall be cured as follows:

- A. Piles shall be either steam cured or water cured. If water curing is used, the piles shall be kept continuously wet by the application of water in conformance with the provisions in Section 90-7.01A, "Water Method."
- B. If steam curing is used, the steam curing provisions in Section 90-7.04, "Curing Precast Concrete Members," shall apply except that the piles shall be kept continuously wet for their entire length for a period of not less than 3 days, including the holding and steam curing periods.

90-7.06 CURING SLOPE PROTECTION

- Concrete slope protection shall be cured in conformance with any of the methods specified in Section 90-7.01, "Methods of Curing."
- Concreted-rock slope protection shall be cured in conformance with any of the methods specified in Section 90-7.01, "Methods of Curing," with a blanket of earth kept wet for 72 hours, or by sprinkling with a fine spray of water every 2 hours during the daytime for a period of 3 days.

90-7.07 CURING MISCELLANEOUS CONCRETE WORK

- Exposed surfaces of curbs shall be cured by pigmented curing compounds as specified in Section 90-7.01B, "Curing Compound Method."
- Concrete sidewalks, gutter depressions, island paving, curb ramps, driveways, and other miscellaneous concrete areas shall be cured in conformance with any of the methods specified in Section 90-7.01, "Methods of Curing."
- Shotcrete shall be cured for at least 72 hours by spraying with water, by a moist earth blanket, or by any of the methods provided in Section 90-7.01, "Methods of Curing."
- Mortar and grout shall be cured by keeping the surface damp for 3 days.
- After placing, the exposed surfaces of sign structure foundations, including pedestal portions, if constructed, shall be cured for at least 72 hours by spraying with water, by a moist earth blanket, or by any of the methods provided in Section 90-7.01, "Methods of Curing."

90-8 PROTECTING CONCRETE

90-8.01 GENERAL

- In addition to the provisions in Section 7-1.16, "Contractor's Responsibility for the Work and Materials," the Contractor shall protect concrete as provided in this Section 90-8. If required by the Engineer, the Contractor shall submit a written outline of the proposed methods for protecting the concrete.
 - The Contractor shall protect concrete from damage from any cause, which shall include, but not be limited to: rain, heat, cold, wind, Contractor's actions, and actions of others.
 - Concrete shall not be placed on frozen or ice-coated ground or subgrade nor on ice-coated forms, reinforcing steel, structural steel, conduits, precast members, or construction joints.
 - Under rainy conditions, placing of concrete shall be stopped before the quantity of surface water is sufficient to damage surface mortar or cause a flow or wash of the concrete surface, unless the Contractor provides adequate protection against damage.
 - Concrete that has been frozen or damaged by other causes, as determined by the Engineer, shall be removed and replaced by the Contractor at the Contractor's expense.

90-8.02 PROTECTING CONCRETE STRUCTURES

- Structure concrete and shotcrete used as structure concrete shall be maintained at a temperature of not less than 45° F for 72 hours after placing and at not less than 40° F for an additional 4 days.

90-8.03 PROTECTING CONCRETE PAVEMENT

- Pavement concrete shall be maintained at a temperature of not less than 40° F for 72 hours.
 - Except as provided in Section 7-1.08, "Public Convenience," the Contractor shall protect concrete pavement against construction and other activities that abrade, scar, discolor, reduce texture depth, lower coefficient of friction, or otherwise damage the surface. Stockpiling, drifting, or excessive spillage of soil, gravel, petroleum products, and concrete or asphalt mixes on the surface of concrete pavement is prohibited unless otherwise specified in these specifications, the special provisions or permitted by the Engineer.
 - If ordered by the Engineer or shown on the plans or specified in the special provisions, pavement crossings shall be constructed for the convenience of public traffic. The material and work necessary for the construction of the crossings, and their subsequent removal and disposal, will be paid for at the contract unit prices for the items of work involved and if there are no contract items for the work involved, payment for pavement crossings will be made by extra work as provided in Section 4-1.03D, "Extra Work.". Where public traffic will be required to cross over the new pavement, Type III portland cement may be used in concrete, if permitted in writing by the Engineer. The pavement may be opened to traffic as soon as the concrete has developed a modulus of rupture of 550 pounds per square inch. The modulus of rupture will be determined by California Test 523.
 - No traffic or Contractor's equipment, except as hereinafter provided, will be permitted on the pavement before a period of 10 days has elapsed after the concrete has been placed, nor before the concrete has developed a modulus of rupture of at least 550 pounds per square inch. Concrete that fails to attain a modulus of rupture of 550 pounds per square inch within 10 days shall not be opened to traffic until directed by the Engineer.
 - Equipment for sawing weakened plane joints will be permitted on the pavement as specified in Section 40-1.08B, "Weakened Plane Joints."

- When requested in writing by the Contractor, the tracks on one side of paving equipment will be permitted on the pavement after a modulus of rupture of 350 pounds per square inch has been attained, provided that:

- A. Unit pressure exerted on the pavement by the paver shall not exceed 20 pounds per square inch;
- B. Tracks with cleats, grousers, or similar protuberances shall be modified or shall travel on planks or equivalent protective material, so that the pavement is not damaged; and
- C. No part of the track shall be closer than one foot from the edge of pavement.

- In case of visible cracking of, or other damage to the pavement, operation of the paving equipment on the pavement shall be immediately discontinued.

- Damage to the pavement resulting from early use of pavement by the Contractor's equipment as provided above shall be repaired by the Contractor.

- The State will furnish the molds and machines for testing the concrete for modulus of rupture, and the Contractor, at the Contractor's expense, shall furnish the material and whatever labor the Engineer may require.

90-9 COMPRESSIVE STRENGTH

90-9.01 GENERAL

- Concrete compressive strength requirements consist of a minimum strength that shall be attained before various loads or stresses are applied to the concrete and, for concrete designated by strength, a minimum strength at the age of 28 days or at the age otherwise allowed in Section 90-1.01, "Description." The various strengths required are specified in these specifications or the special provisions or are shown on the plans.

- The compressive strength of concrete will be determined from test cylinders that have been fabricated from concrete sampled in conformance with the requirements of California Test 539. Test cylinders will be molded and initially field cured in conformance with California Test 540. Test cylinders will be cured and tested after receipt at the testing laboratory in conformance with the requirements of California Test 521. A strength test shall consist of the average strength of 2 cylinders fabricated from material taken from a single load of concrete, except that, if any cylinder should show evidence of improper sampling, molding, or testing, that cylinder shall be discarded and the strength test shall consist of the strength of the remaining cylinder.

- When concrete compressive strength is specified as a prerequisite to applying loads or stresses to a concrete structure or member, test cylinders for other than steam cured concrete will be cured in conformance with Method 1 of California Test 540. The compressive strength of concrete determined for these purposes will be evaluated on the basis of individual tests.

- When concrete is designated by 28-day compressive strength rather than by cementitious material content, the concrete strength to be used as a basis for acceptance of other than steam cured concrete will be determined from cylinders cured in conformance with Method 1 of California Test 540. If the result of a single compressive strength test at the maximum age specified or allowed is below the specified strength but is 95 percent or more of the specified strength, the Contractor shall make corrective changes, subject to approval of the Engineer, in the mix proportions or in the concrete fabrication procedures, before placing additional concrete, and shall pay to the State \$10 for each in-place cubic yard of concrete represented by the deficient test. If the result of a single compressive strength test at the maximum age specified or allowed is below 95 percent of the specified strength, but is 85 percent or more of the specified strength, the Contractor shall make the corrective changes specified above, and shall pay to the

State \$15 for each in-place cubic yard of concrete represented by the deficient test. In addition, such corrective changes shall be made when the compressive strength of concrete tested at 7 days indicates, in the judgment of the Engineer, that the concrete will not attain the required compressive strength at the maximum age specified or allowed. Concrete represented by a single test that indicates a compressive strength of less than 85 percent of the specified 28-day compressive strength will be rejected in conformance with the provisions in Section 6-1.04, "Defective Materials."

- If the test result indicates that the compressive strength at the maximum curing age specified or allowed is below the specified strength, but is 85 percent or more of the specified strength, payments to the State as required above shall be made, unless the Contractor, at the Contractor's expense, obtains and submits evidence acceptable to the Engineer that the strength of the concrete placed in the work meets or exceeds the specified 28-day compressive strength. If the test result indicates a compressive strength at the maximum curing age specified or allowed below 85 percent, the concrete represented by that test will be rejected, unless the Contractor, at the Contractor's expense, obtains and submits evidence acceptable to the Engineer that the strength and quality of the concrete placed in the work are acceptable. If the evidence consists of tests made on cores taken from the work, the cores shall be obtained and tested in conformance with the requirements in ASTM Designation: C 42.

- No single compressive strength test shall represent more than 320 cubic yards.

- If a precast concrete member is steam cured, the compressive strength of the concrete will be determined from test cylinders that have been handled and stored in conformance with Method 3 of California Test 540. The compressive strength of steam cured concrete will be evaluated on the basis of individual tests representing specific portions of production. If the concrete is designated by 28-day compressive strength rather than by cementitious material content, the concrete shall be considered to be acceptable whenever its compressive strength reaches the specified 28-day compressive strength provided that strength is reached in not more than the maximum number of days specified or allowed after the member is cast.

- When concrete is specified by compressive strength, prequalification of materials, mix proportions, mixing equipment, and procedures proposed for use will be required prior to placement of the concrete. Prequalification shall be accomplished by the submission of acceptable certified test data or trial batch reports by the Contractor. Prequalification data shall be based on the use of materials, mix proportions, mixing equipment, procedures, and size of batch proposed for use in the work.

- Certified test data, in order to be acceptable, shall indicate that not less than 90 percent of at least 20 consecutive tests exceed the specified strength at the maximum number of cure days specified or allowed, and none of those tests are less than 95 percent of specified strength. Strength tests included in the data shall be the most recent tests made on concrete of the proposed mix design and all shall have been made within one year of the proposed use of the concrete.

- Trial batch test reports, in order to be acceptable, shall indicate that the average compressive strength of 5 consecutive concrete cylinders, taken from a single batch, at not more than 28 days (or the maximum age allowed) after molding shall be at least 580 pounds per square inch greater than the specified 28-day compressive strength, and no individual cylinder shall have a strength less than the specified strength at the maximum age specified or allowed. Data contained in the report shall be from trial batches that were produced within one year of the proposed use of specified strength concrete in the project. Whenever air-entrainment is required, the air content of trial batches shall be equal to or greater than the air content specified for the concrete without reduction due to tolerances.

- Tests shall be performed in conformance with either the appropriate California Test methods or the comparable ASTM test methods. Equipment employed in testing shall be in good condition and shall be properly calibrated. If the tests are performed during the life of the contract, the Engineer shall be notified sufficiently in advance of performing the tests in order to witness the test procedures.

- The certified test data and trial batch test reports shall include the following information:
 - A. Date of mixing.
 - B. Mixing equipment and procedures used.
 - C. The size of batch in cubic yards and the weight, type, and source of all ingredients used.
 - D. Penetration or slump (if the concrete will be placed under water or placed in cast-in-place concrete piles) of the concrete.
 - E. The air content of the concrete if an air-entraining admixture is used.
 - F. The age at time of testing and strength of all concrete cylinders tested.

- Certified test data and trial batch test reports shall be signed by an official of the firm that performed the tests.

- When approved by the Engineer, concrete from trial batches may be used in the work at locations where concrete of a lower quality is required and the concrete will be paid for as the type or class of concrete required at that location.

- After materials, mix proportions, mixing equipment, and procedures for concrete have been prequalified for use, additional prequalification by testing of trial batches will be required prior to making changes that, in the judgment of the Engineer, could result in a strength of concrete below that specified.

- The Contractor's attention is directed to the time required to test trial batches and the Contractor shall be responsible for production of trial batches at a sufficiently early date so that the progress of the work is not delayed.

- When precast concrete members are manufactured at the plant of an established manufacturer of precast concrete members, the mix proportions of the concrete shall be determined by the Contractor, and a trial batch and prequalification of the materials, mix proportions, mixing equipment, and procedures will not be required.

90-10 MINOR CONCRETE

90-10.01 GENERAL

- Concrete for minor structures, slope paving, curbs, sidewalks and other concrete work, when designated as minor concrete on the plans, in the specifications, or in the contract item, shall conform to the provisions specified herein.

- The Engineer, at the Engineer's discretion, will inspect and test the facilities, materials and methods for producing the concrete to ensure that minor concrete of the quality suitable for use in the work is obtained.

90-10.02 MATERIALS

- Minor concrete shall conform to the following requirements:

90-10.02A CEMENTITIOUS MATERIAL

- Cementitious material shall conform to the provisions in Section 90-1.01, "Description."

90-10.02B AGGREGATE

- Aggregate shall be clean and free from deleterious coatings, clay balls, roots, and other extraneous materials.
- Use of crushed concrete or reclaimed aggregate is acceptable only if the aggregate satisfies all aggregate requirements.
- The Contractor shall submit to the Engineer for approval, a grading of the combined aggregate proposed for use in the minor concrete. After acceptance of the grading, aggregate furnished for minor concrete shall conform to that grading, unless a change is authorized in writing by the Engineer.
- The Engineer may require the Contractor to furnish periodic test reports of the aggregate grading furnished. The maximum size of aggregate used shall be at the option of the Contractor, but in no case shall the maximum size be larger than 1 1/2-inch or smaller than 3/4-inch.
- The Engineer may waive, in writing, the gradation requirements in this Section 90-10.02B, if, in the Engineer's opinion, the furnishing of the gradation is not necessary for the type or amount of concrete work to be constructed.

90-10.02C WATER

- Water used for washing, mixing, and curing shall be free from oil, salts, and other impurities that would discolor or etch the surface or have an adverse affect on the quality of the concrete.

90-10.02D ADMIXTURES

- The use of admixtures shall conform to the provisions in Section 90-4, "Admixtures."

90-10.03 PRODUCTION

- Cementitious material, water, aggregate, and admixtures shall be stored, proportioned, mixed, transported, and discharged in conformance with recognized standards of good practice that will result in concrete that is thoroughly and uniformly mixed, that is suitable for the use intended, and that conforms to requirements specified herein. Recognized standards of good practice are outlined in various industry publications such as are issued by American Concrete Institute, AASHTO, or the Department.
- The cementitious material content of minor concrete shall conform to the provisions in Section 90-1.01, "Description."
- The amount of water used shall result in a consistency of concrete conforming to the provisions in Section 90-6.06, "Amount of Water and Penetration." Additional mixing water shall not be incorporated into the concrete during hauling or after arrival at the delivery point, unless authorized by the Engineer.
- Discharge of ready-mixed concrete from the transporting vehicle shall be made while the concrete is still plastic and before stiffening occurs. An elapsed time of 1.5 hours (one hour in non-agitating hauling equipment), or more than 250 revolutions of the drum or blades, after the introduction of the cementitious material to the aggregates, or a temperature of concrete of more than 90° F will be considered conditions contributing to the quick stiffening of concrete. The Contractor shall take whatever action is necessary to eliminate quick stiffening, except that the addition of water will not be permitted.
- The required mixing time in stationary mixers shall be not less than 50 seconds or more than 5 minutes.

- The minimum required revolutions at mixing speed for transit-mixed concrete shall be not less than that recommended by the mixer manufacturer, and shall be increased, if necessary, to produce thoroughly and uniformly mixed concrete.
- When a high range water-reducing admixture is added to the concrete at the job site, the total number of revolutions shall not exceed 300.
- Each load of ready-mixed concrete shall be accompanied by a weighmaster certificate that shall be delivered to the Engineer at the discharge location of the concrete, unless otherwise directed by the Engineer. The weighmaster certificate shall be clearly marked with the date and time of day when the load left the batching plant and, if hauled in truck mixers or agitators, the time the mixing cycle started.
- A Certificate of Compliance conforming to the provisions in Section 6–1.07, "Certificates of Compliance," shall be furnished to the Engineer, prior to placing minor concrete from a source not previously used on the contract, stating that minor concrete to be furnished meets contract requirements, including minimum cementitious material content specified.

90-10.04 CURING MINOR CONCRETE

- Curing minor concrete shall conform to the provisions in Section 90-7, "Curing Concrete."

90-10.05 PROTECTING MINOR CONCRETE

- Protecting minor concrete shall conform to the provisions in Section 90-8, "Protecting Concrete," except the concrete shall be maintained at a temperature of not less than 40° F for 72 hours after placing.

90-10.06 MEASUREMENT AND PAYMENT

- Minor concrete will be measured and paid for in conformance with the provisions specified in the various sections of these specifications covering concrete construction when minor concrete is specified in the specifications, shown on the plans, or indicated by contract item in the Engineer's Estimate.

90-11 MEASUREMENT AND PAYMENT

90-11.01 MEASUREMENT

- Portland cement concrete will be measured in conformance with the provisions specified in the various sections of these specifications covering construction requiring concrete.
- For concrete measured at the mixer, the volume in cubic feet shall be computed as the total weight of the batch in pounds divided by the density of the concrete in pounds per cubic foot. The total weight of the batch shall be calculated as the sum of all materials, including water, entering the batch. The density of the concrete will be determined in conformance with the requirements in California Test 518.

90-11.02 PAYMENT

- Portland cement concrete will be paid for in conformance with the provisions specified in the various sections of these specifications covering construction requiring concrete.
- Full compensation for furnishing and incorporating admixtures required by these specifications or the special provisions will be considered as included in the contract prices paid for the concrete involved and no additional compensation will be allowed therefor.
- Should the Engineer order the Contractor to incorporate any admixtures in the concrete when their use is not required by these specifications or the special provisions, furnishing the

admixtures and adding them to the concrete will be paid for as extra work as provided in Section 4-1.03D, "Extra Work."

- Should the Contractor use admixtures in conformance with the provisions in Section 90-4.05, "Optional Use of Chemical Admixtures," or Section 90-4.07, "Optional Use of Air-entraining Admixtures," or should the Contractor request and obtain permission to use other admixtures for the Contractor's benefit, the Contractor shall furnish those admixtures and incorporate them into the concrete at the Contractor's expense and no additional compensation will be allowed therefor.

SECTION 91: PAINT

Issue Date: May 1, 2006

Section 91-3, "Paints for Timber," of the Standard Specifications is amended to read:

91-3 PAINTS FOR TIMBER

91-3.01 WOOD PRIMER, LATEX-BASE

Classification:

- This specification covers a ready-mixed priming paint for use on unpainted wood or exterior woodwork. It shall conform with the requirements in the Detailed Performance Standards of the Master Painters Institute (MPI) for exterior wood primers, and be listed on the Exterior Latex Wood Primer MPI List Number 6.

91-3.02 PAINT; LATEX-BASE FOR EXTERIOR WOOD, WHITE AND TINTS

Classification:

- This specification covers a ready-mixed paint for use on wood surfaces subject to outside exposures. This paint shall conform to the requirements in the Detailed Performance Standards of the Master Painters Institute (MPI) for Paint, Latex, Exterior, and shall be listed on the following MPI Approved Products List:

- A. Exterior Latex, Flat MPI Gloss Level 1, MPI List Number 10.
- B. Exterior Latex, Semi-Gloss, MPI Gloss Level 5, MPI List Number 11.
- C. Exterior Latex, Gloss, MPI Gloss Level 6, MPI List Number 119.

- Unpainted wood shall first be primed with wood primer conforming to the provisions in Section 91-3.01, "Wood Primer, Latex-Base."

Section 91-4, "Miscellaneous Paints," of the Standard Specifications is amended to read:

91-4 MISCELLANEOUS PAINTS

91-4.01 THROUGH 91-4.04 (BLANK)

91-4.05 PAINT; ACRYLIC EMULSION, EXTERIOR WHITE AND LIGHT AND MEDIUM TINTS

Classification:

- This specification covers an acrylic emulsion paint designed for use on exterior masonry. This paint shall conform to the requirements in the Detailed Performance Standards of the

Master Painters Institute (MPI) for Paint, Latex, Exterior, and shall be listed on the following MPI Approved Products Lists:

- A. Exterior Latex, Flat MPI Gloss Level 1, MPI List Number 10.
 - B. Exterior Latex, Semi-Gloss, MPI Gloss Level 5, MPI List Number 11.
 - C. Exterior Latex, Gloss, MPI Gloss Level 6, MPI List Number 119.
- This paint may be tinted by using "universal" or "all purpose" concentrates.

SECTION 92: ASPHALTS

Issue Date: March 21, 2008

Section 92, "Asphalts," of the Standard Specifications is amended to read:

92-1.01 DESCRIPTION

- Asphalt is refined petroleum or a mixture of refined liquid asphalt and refined solid asphalt that are prepared from crude petroleum. Asphalt is:
 1. Free from residues caused by the artificial distillation of coal, coal tar, or paraffin
 2. Free from water
 3. Homogeneous

92-1.02 MATERIALS

GENERAL

- Furnish asphalt under the Department's "Certification Program for Suppliers of Asphalt." The Department maintains the program requirements, procedures, and a list of approved suppliers at:

<http://www.dot.ca.gov/hq/esc/Translab/fpm/fpmcoc.htm>

- Transport, store, use, and dispose of asphalt safely.
- Prevent the formation of carbonized particles caused by overheating asphalt during manufacturing or construction.

GRADES

- Performance graded (PG) asphalt binder is:

Performance Graded Asphalt Binder

Property	AASHTO Test Method	Specification				
		Grade				
		PG 58-22 ^a	PG 64-10	PG 64-16	PG 64-28	PG 70-10
Original Binder						
Flash Point, Minimum °C	T 48	230	230	230	230	230
Solubility, Minimum % ^b	T 44	99	99	99	99	99
Viscosity at 135°C, ^c Maximum, Pa·s	T 316	3.0	3.0	3.0	3.0	3.0
Dynamic Shear, Test Temp. at 10 rad/s, °C Minimum G*/sin(delta), kPa	T 315	58 1.00	64 1.00	64 1.00	64 1.00	70 1.00
RTFO Test, ^e Mass Loss, Maximum, %	T 240	1.00	1.00	1.00	1.00	1.00
RTFO Test Aged Binder						
Dynamic Shear, Test Temp. at 10 rad/s, °C Minimum G*/sin(delta), kPa	T 315	58 2.20	64 2.20	64 2.20	64 2.20	70 2.20
Ductility at 25°C Minimum, cm	T 51	75	75	75	75	75
PAV ^f Aging, Temperature, °C	R 28	100	100	100	100	110
RTFO Test and PAV Aged Binder						
Dynamic Shear, Test Temp. at 10 rad/s, °C Maximum G*·sin(delta), kPa	T 315	22 ^d 5000	31 ^d 5000	28 ^d 5000	22 ^d 5000	34 ^d 5000
Creep Stiffness, Test Temperature, °C Maximum S-value, Mpa Minimum M-value	T 313	-12 300 0.300	0 300 0.300	-6 300 0.300	-18 300 0.300	0 300 0.300

Notes:

- a. Use as asphalt rubber base stock for high mountain and high desert area.
- b. The Engineer waives this specification if the supplier is a Quality Supplier as defined by the Department's "Certification Program for Suppliers of Asphalt."
- c. The Engineer waives this specification if the supplier certifies the asphalt binder can be adequately pumped and mixed at temperatures meeting applicable safety standards.
- d. Test the sample at 3°C higher if it fails at the specified test temperature. G*·sin(delta) remains 5000 kPa maximum.
- e. "RTFO Test" means the asphaltic residue obtained using the Rolling Thin Film Oven Test, AASHTO Test Method T 240 or ASTM Designation: D 2872. The residue from mass change determination may be used for other tests.
- f. "PAV" means Pressurized Aging Vessel.

- Performance graded polymer modified asphalt binder (PG Polymer Modified) is:

Performance Graded Polymer Modified Asphalt Binder ^a

Property	AASHTO Test Method	Specification Grade		
		PG 58-34 PM	PG 64-28 PM	PG 76-22 PM
Original Binder				
Flash Point, Minimum °C	T 48	230	230	230
Solubility, Minimum % ^b	T 44 ^c	98.5	98.5	98.5
Viscosity at 135°C, ^d Maximum, Pa·s	T 316	3.0	3.0	3.0
Dynamic Shear, Test Temp. at 10 rad/s, °C Minimum G*/sin(delta), kPa	T 315	58 1.00	64 1.00	76 1.00
RTFO Test , Mass Loss, Maximum, %	T 240	1.00	1.00	1.00
RTFO Test Aged Binder				
Dynamic Shear, Test Temp. at 10 rad/s, °C Minimum G*/sin(delta), kPa	T 315	58 2.20	64 2.20	76 2.20
Dynamic Shear, Test Temp. at 10 rad/s, °C Maximum (delta), %	T 315	Note e 80	Note e 80	Note e 80
Elastic Recovery ^f , Test Temp., °C Minimum recovery, %	T 301	25 75	25 75	25 65
PAV ^g Aging, Temperature, °C	R 28	100	100	110
RTFO Test and PAV Aged Binder				
Dynamic Shear, Test Temp. at 10 rad/s, °C Maximum G*sin(delta), kPa	T 315	16 5000	22 5000	31 5000
Creep Stiffness, Test Temperature, °C Maximum S-value, MPa Minimum M-value	T 313	-24 300 0.300	-18 300 0.300	-12 300 0.300

Notes:

- a. Do not modify PG Polymer Modified using acid modification.
- b. The Engineer waives this specification if the supplier is a Quality Supplier as defined by the Department's "Certification Program for Suppliers of Asphalt."
- c. The Department allows ASTM D 5546 instead of AASHTO T 44
- d. The Engineer waives this specification if the supplier certifies the asphalt binder can be adequately pumped and mixed at temperatures meeting applicable safety standards.
- e. Test temperature is the temperature at which G*/sin(delta) is 2.2 kPa. A graph of log G*/sin(delta) plotted against temperature may be used to determine the test temperature when G*/sin(delta) is 2.2 kPa. A graph of (delta) versus temperature may be used to determine delta at the temperature when G*/sin(delta) is 2.2 kPa. The Engineer also accepts direct measurement of (delta) at the temperature when G*/sin(delta) is 2.2 kPa.
- f. Tests without a force ductility clamp may be performed.
- g. "PAV" means Pressurized Aging Vessel.

SAMPLING

- Provide a sampling device in the asphalt feed line connecting the plant storage tanks to the asphalt weighing system or spray bar. Make the sampling device accessible between 24 and 30 inches above the platform. Provide a receptacle for flushing the sampling device.
- Include with the sampling device a valve:

1. Between 1/2 and 3/4 inch in diameter
 2. Manufactured in a manner that a one-quart sample may be taken slowly at any time during plant operations
 3. Maintained in good condition
- Replace failed valves.
 - In the Engineer's presence, take 2 one-quart samples per operating day. Provide round, friction top, one-quart containers for storing samples.

92-1.03 EXECUTION

- If asphalt is applied, you must comply with the heating and application specifications for liquid asphalt in Section 93, "Liquid Asphalts."

92-1.04 MEASUREMENT

- If the contract work item for asphalt is paid by weight, the Department measures asphalt tons by complying with the specifications for weight determination of liquid asphalt in Section 93, "Liquid Asphalts."

- The Engineer determines the asphalt weight from volumetric measurements if you:

1. Use a partial asphalt load
2. Use asphalt at a location other than a mixing plant and no scales within 20 miles are available and suitable
3. Deliver asphalt in either of the following:
 - 3.1. A calibrated truck with each tank accompanied by its measuring stick and calibration card
 - 3.2. A truck equipped with a calibrated thermometer that determines the asphalt temperature at the delivery time and with a vehicle tank meter complying with the specifications for weighing, measuring, and metering devices in Section 9-1.01, "Measurement of Quantities"

- If you furnish hot mix asphalt from a mixing plant producing material for only one project, the Engineer determines the asphalt quantity by measuring the volume in the tank at the project's start and end provided the tank is calibrated and equipped with its measuring stick and calibration card.

- The Engineer determines pay quantities from volumetric measurements as follows:

1. Before converting the volume to weight, the Engineer reduces the measured volume to that which the asphalt would occupy at 60 °F.
2. The Engineer uses 235 gallons per ton and 8.51 pounds per gallon for the average weight and volume for PG and PG Polymer Modified asphalt grades at 60 °F.
3. The Engineer uses the Conversion Table in Section 93, "Liquid Asphalts."

SECTION 93: LIQUID ASPHALTS

Issue Date: November 3, 2006

The ninth paragraph of Section 93-1.04, "Measurement," of the Standard Specifications is amended to read:

- The following Legend and Conversion Table is to be used for converting volumes of liquid asphalt products, Grades 70 to 3000, inclusive, and paving asphalt Grades PG 58-22, PG 64-10, PG 64-16, PG 64-28, and PG 70-10, and Grades PG 58-34 PM, PG 64-28 PM, and PG 76-22 PM.

END OF AMENDMENTS

APPENDIX B

SPILL CONTINGENCY PLAN FROM SWPPP

**APPENDIX B
CHRISTMAS VALLEY PHASE 2B EROSION CONTROL PROJECT
CONTRACT NO. PW 09-30488
CIP NO. 95189**

SPILL CONTINGENCY PLAN

I. SEWAGE SPILLS:

A. Agency Contacts:

<u>Agency</u>	<u>Contact Person</u>	<u>Phone</u>
1. South Tahoe Public Utility District	Jim Hoggatt	544-6474 x206
2. El Dorado County Environmental Management	Ginger Huber	573-3450
3. Water Quality Control Board Lahontan Region	Robert Larsen	542-5439
4. El Dorado County Department of Transportation	Steve Kooyman Dick Bird Donaldo Palaroan	573-7910 573-7911 573-7920

B. Contractor Representative:

Clean up operation shall be directed by _____, phone number _____ in cooperation with agencies listed in A.

C. Containment and Disposal:

Spills shall be contained with earthen berms or other approved methods. Liquid sewage shall be disinfected as necessary, and pumped to an adjacent sewer or transported to South Tahoe Public Utility District facilities by approved methods as instructed by South Tahoe Public Utility District.

II. PETROLEUM AND CHEMICAL SPILLS

A. Agency Contacts:

<u>Agency</u>	<u>Contact Person</u>	<u>Phone</u>
1. South Tahoe Public Utility District	Jim Hoggatt	544-6474 x206
2. El Dorado County Environmental Management	Ginger Huber	573-3450
3. Water Quality Control Board Lahontan Region	Robert Larsen	542-5439
4. El Dorado County Department of Transportation	Steve Kooyman Dick Bird	573-7910 573-7911

B. Contractor Representative:

Clean up operation shall be directed by _____, phone number _____ in cooperation with agencies listed in A.

C. Materials shall be excavated with a backhoe or other excavation equipment and placed on an impermeable membrane _____ (type) and covered with such membrane, as required for containment.

D. Materials shall be disposed of as directed by El Dorado County Environmental Management.

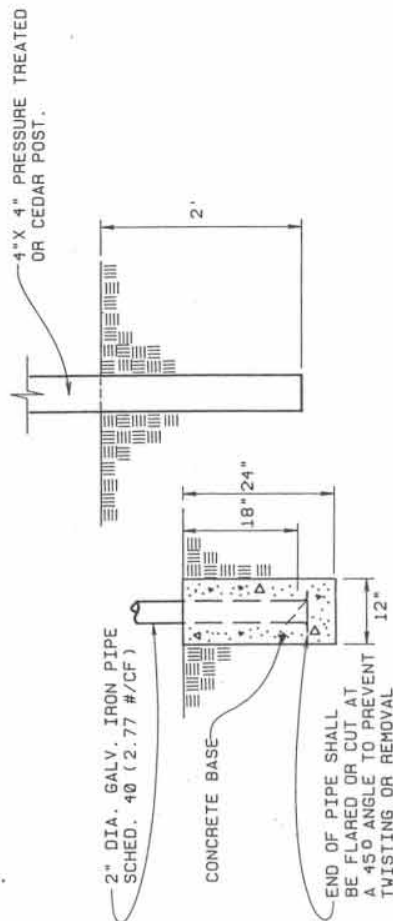
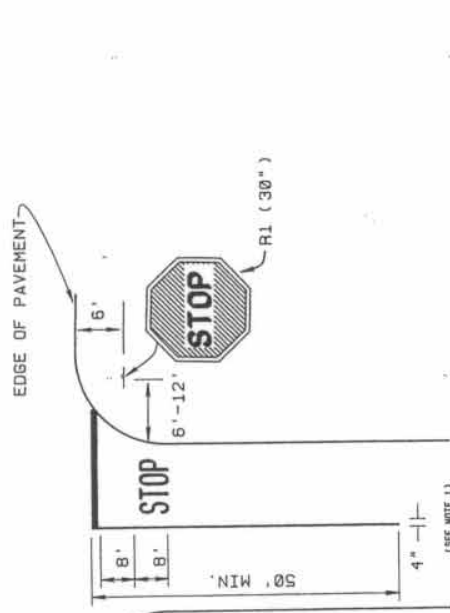
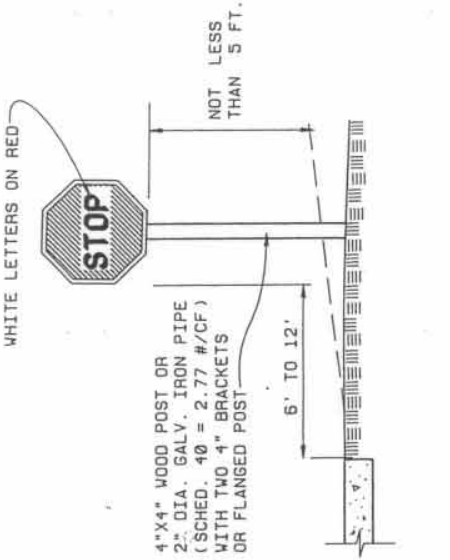
Minor Spills – South Tahoe Refuse – Jeanne Lear 542-8366
Major Spills – Forward Inc. Manteca, CA (209) 466-4482
Or as approved by Environmental Management

E. Contractor shall keep petroleum and chemical absorbent materials on site at all times.

APPENDIX C
STANDARD PLANS

NOTES:

1. 4" STRIPE TO BE YELLOW REFLECTORIZED TRAFFIC PAINT. TWO 4" STRIPES WILL BE USED IF ADT'S WARRANT.
2. 12" STOP BAR TO BE WHITE REFLECTORIZED TRAFFIC PAINT AND LOCATED TO PROVIDE MAXIMUM VISIBILITY ALONG THROUGH STREET.
3. ALL SIGNS SHALL BE FABRICATED OF HIGH INTENSITY REFLECTIVE SHEETING ON AN ALUMINUM BLANK PER EL DORADO COUNTY SPECIFICATIONS.



ALTERNATE BASE

NOT TO SCALE

GENERATED	REVISIONS
3/14/90	
JM/SR/BS	
SKP	

APPROVED:

Scott Child
DIRECTOR OF TRANSPORTATION

Scott Child
SENIOR CIVIL ENGINEER

C 33427
P.E. NO.

EL DORADO COUNTY
DEPARTMENT OF TRANSPORTATION

DESIGN STANDARDS

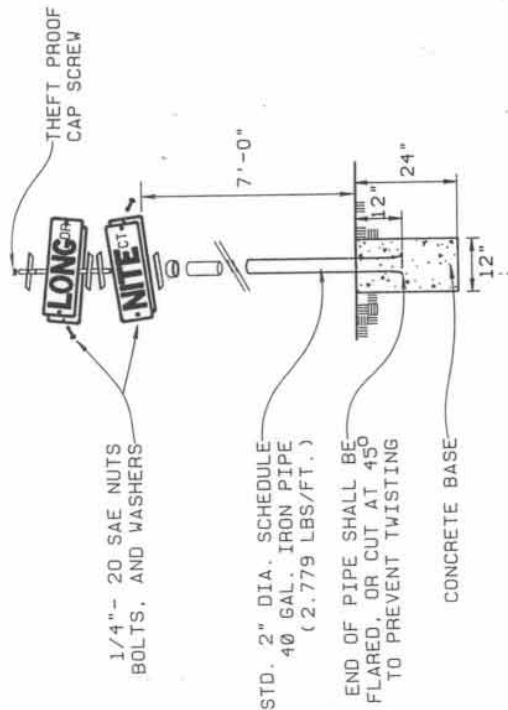


STOP SIGN

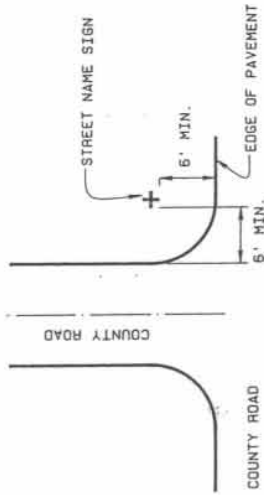
STD. PLAN 105A

NOTES:

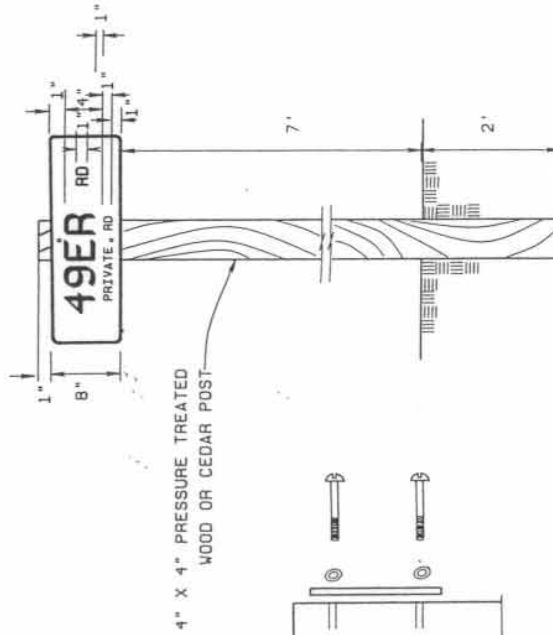
1. STREET NAME PANELS FOR COUNTY ROADS SHALL BE FLAT ALUMINUM PLATES 0.08" THICK. PANELS SHALL BE 6" X 24" OR 6" X 30", DEPENDING ON STREET NAME LENGTH. LETTERING TO BE 1" AND 4" SERIES "B". SILVER REFLECTIVE SHEETING ON GREEN SCOT-LITE BACKING.
2. STREET NAME PANELS FOR PRIVATE ROADS SHALL BE FLAT ALUMINUM PLATES 0.08" THICK. PANELS SHALL BE 8" X 30" OR 8" X 24", DEPENDING ON STREET NAME LENGTH. LETTERING TO BE 1" AND 4" SERIES "B". SILVER REFLECTIVE SHEETING ON BROWN SCOT-LITE BACKING.



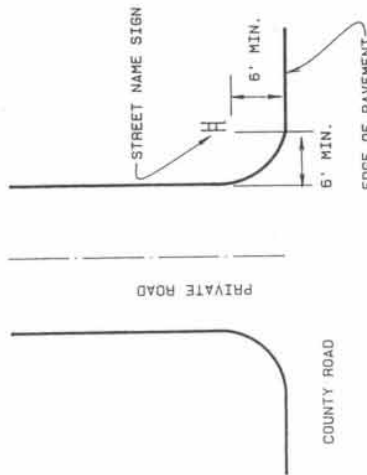
COUNTY ROAD STREET SIGN (SEE NOTE 1)



LOCATION OF COUNTY ROAD STREET SIGN



PRIVATE ROAD STREET SIGN (SEE NOTE 2)



LOCATION OF PRIVATE STREET SIGN

GENERATED	REVISIONS
DATE: 3/14/90	
DESIGNER: JIM/SR/BS	
CHECKED: SKP	
APPROVED:	

APPROVED: *Scott Child*
 DIRECTOR OF TRANSPORTATION
Scott Child C33427
 SENIOR CIVIL ENGINEER P.E. NO.

EL DORADO COUNTY
 DEPARTMENT OF TRANSPORTATION
DESIGN STANDARDS



NOT TO SCALE

STD. PLAN

STREET SIGN

105B

APPENDIX D

**CALIFORNIA REGIONAL WATER QUALITY CONTROL BOARD-
LAHONTAN REGION**

BOARD ORDER R6T-2005-007

CALIFORNIA REGIONAL WATER QUALITY CONTROL BOARD-
LAHONTAN REGION

BOARD ORDER NO. R6T-2005-0007

**UPDATED WASTE DISCHARGE REQUIREMENTS AND
NATIONAL POLLUTANT DISCHARGE ELIMINATION SYSTEM
GENERAL PERMIT NO. CAG616002**

FOR

**DISCHARGES OF STORM WATER RUNOFF ASSOCIATED WITH
CONSTRUCTION ACTIVITY INVOLVING LAND DISTURBANCE
IN THE LAKE TAHOE HYDROLOGIC UNIT**

EL DORADO, PLACER, AND ALPINE COUNTIES

The California Regional Water Quality Control Board, Lahontan Region (Regional Board) finds that:

1. Federal regulations for controlling pollutants in storm water runoff discharges were promulgated by the U.S. Environmental Protection Agency (USEPA) on November 16, 1990 (40 Code of Federal Regulations (CFR) Parts 122, 123, and 124). The regulations require discharges of storm water to surface waters associated with construction activity including clearing, grading, and excavation activities (except operations that result in disturbance of less than five acres of total land area and which are not part of a larger common plan of development or sale) to obtain an NPDES permit and to implement Best Available Technology Economically Achievable (BAT) and Best Conventional Pollutant Control Technology (BCT) to reduce or eliminate storm water pollution.

On December 8, 1999 federal regulations promulgated by USEPA (40CFR Parts 9, 122, 123, and 124) expanded the NPDES storm water program to include storm water discharges from municipal separate storm sewer systems (MS4s) and construction sites that were smaller than those previously included in the program. Federal regulation 40 CFR § 122.26(b)(15) defines small construction activity as including clearing, grading, and excavating that result in land disturbance of equal to or greater than one acre or less than five acres or is part of a larger common plan of development or sale.

2. This General Permit regulates pollutants in storm water discharges associated with construction activity (storm water discharges) to surface waters within the Lake Tahoe Hydrologic Unit (Department of Water Resources Hydrologic Unit (HU) No. 634.00); and storm water discharges which are determined eligible for coverage under this General Permit by the Regional Board. Attachment "A" contains definitions and the address and telephone number of the Regional Board and the State Water Resources Control Board (SWRCB).
3. This General Permit does not preempt or supersede the authority of local or regional storm water management agencies to regulate, prohibit, restrict, or control storm water discharges to separate storm sewer systems or other watercourses within their jurisdiction, as allowed by State and Federal law.

4. To obtain authorization for proposed storm water discharges to surface waters, pursuant to this General Permit, the landowner (discharger) must submit a Notice of Intent (NOI) (Attachment I) and the proper fee to the Regional Board before starting construction activities. In addition, coverage under this General Permit shall not occur until the applicant develops, submits, and implements a Storm Water Pollution Prevention Plan (SWPPP) for the project. Each SWPPP must be developed in accordance with the requirements of Section IV and Attachment "D" of this General Permit. If the project is a restoration project, a restoration monitoring and reporting plan must also be submitted to the Regional Board. For proposed construction activity on easements or on nearby property by agreement or permission, the entity responsible for the construction activity must submit the NOI and filing fee and shall be responsible for development of the SWPPP. Notification of coverage by the Regional Board is required.
5. If an individual NPDES Permit is issued to a discharger otherwise subject to this General Permit or if an alternative General Permit is subsequently adopted which covers storm water discharges regulated by this General Permit, the applicability of this General Permit to such discharges is automatically terminated on the effective date of the individual NPDES Permit or the date of approval for coverage under the subsequent General Permit.
6. This action to adopt a NPDES General Permit is exempt from the provisions of the California Environmental Quality Act (Public Resources Code Section 21000, et seq.), in accordance with Section 13389 of the California Water Code.
7. The Regional Board has adopted and the SWRCB has approved the *Water Quality Control Plan for the Lahontan Region* (Basin Plan). Dischargers regulated by this General Permit must comply with the water quality standards in the Basin Plan and subsequent amendments thereto.
8. Any project covered under this General Permit must comply with land coverage requirements specified in the Basin Plan. Compliance can be achieved by coverage transfers, relocating coverage or other mitigation procedures specified in the Basin Plan and in the Tahoe Regional Planning Agency's *Water Quality Management Plan for the Lake Tahoe Region*.
9. The beneficial uses of the surface waters of Lake Tahoe and its tributaries, as set forth and defined in the Basin Plan for the Lahontan Region, include the following:
 - a. municipal and domestic supply,
 - b. agricultural supply,
 - c. water contact recreation,
 - d. non-contact water recreation,
 - e. ground water recharge,
 - f. freshwater replenishment,
 - g. navigation,
 - h. commercial and sportfishing,

- i. cold freshwater habitat,
 - j. wildlife habitat,
 - k. preservation of biological habitats of special significance,
 - l. rare, threatened, or endangered species,
 - m. migration of aquatic organisms,
 - n. spawning, reproduction, and development,
 - o. water quality enhancement, and
 - p. flood peak attenuation/flood water storage.
10. The beneficial uses of the groundwaters of the Lake Tahoe HU, and Department of Water Resources Groundwater Basin No. 6-5.02, as set forth and defined in the Basin Plan, include the following:
 - a. municipal and domestic supply, and
 - b. agricultural supply.
11. Numeric effluent limitations for pollutants in storm water discharges from construction activities are contained in the Basin Plan. The provisions of this General Permit require implementation of Best Available Technologies/Best Control Technologies (BAT/BCT) and Best Management Practices (BMPs) to control and abate the discharge of pollutants in storm water discharges, and achieve the numerical and narrative standards of this General Permit and those contained in the Basin Plan.
12. Discharges of non-storm water may be necessary for the completion of certain construction projects. Such discharges include, but are not limited to, irrigation of vegetative erosion control measures, pipe flushing and testing, and construction dewatering to land. Such discharges are authorized by this General Permit as long as they (a) comply with the prohibitions in Section I of this General Permit, (b) do not cause or contribute to a violation of any water quality standard, (c) do not violate any other provision of this General Permit, (d) do not require a non-storm water General Permit as issued by the Regional Board, and (e) do not require a prohibition exemption from the Regional Board for prohibitions contained in the Basin Plan.
13. Following public notice in accordance with State and Federal laws and regulations, the Regional Board in a public meeting heard and considered all comments pertaining to this General Permit. Regional Board staff considered all comments received and have incorporated the comments in the General Permit as appropriate.
14. This Order is an NPDES General Permit in compliance with Section 402 of the Clean Water Act (CWA) and shall take effect upon adoption by the Regional Board provided the Regional Administrator of the U.S. EPA has no objection. If the U.S. EPA Regional Administrator objects to its issuance, the General Permit shall not become effective until such objection is withdrawn.
15. This General Permit does not authorize discharges of fill or dredged material regulated by the U.S. Army Corps of Engineers under CWA Section 404 and does not constitute a waiver of water quality certification under CWA Section 401.

16. The Monitoring and Reporting Program Requirements are modified in compliance with a judgement in the case of San Francisco BayKeeper, et al. v. State Water Resources Control Board. The modifications include sampling and analysis requirements for direct discharges of sediment to water impaired due to sediment and for runoff pollutants that are not visually detectable that may cause or contribute to an exceedance of water quality objectives.

IT IS HEREBY ORDERED that all dischargers receiving written authorization from the Regional Board's Executive Officer to be regulated under the provisions of this General Permit shall comply with the following:

I. DISCHARGE PROHIBITIONS

- A. Unless otherwise authorized by a separate NPDES permit, discharges of material other than storm water to a separate storm sewer system or waters of the nation are prohibited, except as allowed in Special Provisions for Construction Activity, Section V.
- B. Discharges of non-storm water are allowed only when necessary for performance and completion of construction projects and where they do not cause or contribute to a violation of any water quality standards. Such discharges must be described in the SWPPP. Wherever feasible, alternatives, which do not result in discharge of non-storm water, shall be implemented, in accordance with Section 8 of Attachment "D".
- C. Storm water discharges regulated by this General Permit shall not contain a hazardous substance equal to or in excess of a reportable quantity listed in 40 CFR Part 117 and/or 40 CFR Part 302.
- D. The removal of vegetation or disturbance of ground surface conditions between October 15 of any year and May 1 of the following year is prohibited. Where it can be shown that granting a variance would not cause or contribute to the degradation of water quality, an exception to the dates stated above may be granted in writing by the Executive Officer.
- E. Discharge of fresh concrete, fresh grout, or concrete rinse waste to surface waters is prohibited.
- F. The discharge of oil, gasoline, diesel fuel, any petroleum derivative, any toxic chemical, or hazardous waste is prohibited.
- G. The discharge of waste, including wastes contained in storm water, shall not cause a pollution, threatened pollution, or nuisance as defined in Section 13050 of the California Water Code.
- H. At no time shall surplus or waste earthen materials be placed in surface water drainage courses, within the 100-year flood plain of any surface water, below the high water line

of Lake Tahoe, or in such a manner as to allow the discharge of such materials to adjacent undisturbed land or to any surface water drainage course.

- I. The discharge or threatened discharge, attributable to new development in Stream Environment Zones, of solid or liquid waste, including soil, silt, sand, clay, rock, metal, plastic, or other organic, mineral or earthen materials to Stream Environment Zones in the Lake Tahoe Basin is prohibited.
- J. The discharge or threatened discharge, attributable to human activities, of solid or liquid waste materials, including soil, silt, clay, sand and other organic and earthen materials, to lands below the highwater rim of Lake Tahoe or within the 100-year floodplain of any tributary to Lake Tahoe, is prohibited.

II. DISCHARGE SPECIFICATIONS

A. Effluent Limitations

1. All surface flows generated within the facility which are discharged to land treatment systems, surface waters or municipal storm water collection systems shall not contain constituents in excess of the following concentrations:

Constituent	Units	Maximum Concentration for Discharge to: Land Treatment Systems	Maximum Concentration for Discharge to: Collection Systems and Surface Waters
Total Nitrogen	mg/L as N	5	0.5
Total Phosphorus	mg/L as P	1	0.1
Total Iron	mg/L	4	0.5
Turbidity	NTU	200	20
Grease and Oil	mg/L	40	2

2. Land treatment systems are those involving the use of plants, the soil surface, and the soil matrix for treatment of runoff. Any waters discharged into land treatment systems should not contain excessive concentrations of nutrients that may not be effectively filtered out by soil and vegetation.
3. If constituent concentrations of waters entering the project area exceed the numerical limitations specified above there shall be no increase in the constituent concentrations in the waters that are discharged from the project area.
4. All surface flows generated within the project area, or as a result of the development of the project, which are discharged to surface waters or municipal storm water collection systems shall not contain the following:

- a. substances in concentrations that are toxic to, or that produce detrimental physiological responses in human, plant, or animal life; and
- b. coliform organisms attributable to human wastes.

B. Receiving Water Limitations

1. Storm water discharged from the project area shall not cause the receiving water quality objectives to be exceeded for the specified surface waters, and tributaries thereto, listed in Attachment "E", which is made a part of this General Permit. To the extent of any inconsistencies between the water quality objectives in Attachment "E" and those contained in Section II. B. 3. of this General Permit, the objectives in Attachment "E" shall take precedence.
2. Storm water discharges to any surface or ground water shall not adversely impact human health or the environment.
3. The discharge of storm water from within the project area to surface waters shall not cause a violation of the following water quality objectives:
 - a. Color - Waters shall be free of coloration that causes nuisance or adversely affects the water for beneficial uses.
 - b. Floating Material - Waters shall not contain floating material, including solids, liquids, foams, and scum, in concentrations that cause nuisance or adversely affect the water for beneficial uses. For natural high quality waters, the concentrations of floating material shall not be altered to the extent that such alterations are discernible at the 10 percent significance level.
 - c. Suspended Material - Waters shall not contain suspended material in concentrations that cause nuisance or adversely affect the water for beneficial uses. For natural high quality water, the concentration of total suspended material shall not be altered to the extent that such alterations are discernible at the 10 percent significance level.
 - d. Settleable Material - Waters shall not contain substances in concentrations that result in the deposition of materials that cause nuisance or adversely affect the water for beneficial uses. For natural high quality waters, the concentration of settleable materials shall not be raised by more than 0.1 milliliters per liter.
 - e. Oil and Grease - Waters shall not contain oils, greases, waxes or other materials in concentrations that result in a visible film or coating on the surface of the water or on objects in the water, that cause nuisance, or that otherwise adversely affect the water for beneficial uses. For natural high quality waters, the concentration of oils, greases, or other film or coat generating substances shall not be altered.

- f. Biostimulatory Substances - Waters shall not contain biostimulatory substances in concentrations that promote aquatic growths to the extent that such growths cause nuisance or adversely affect the water for beneficial uses.
- g. Sediment - The suspended sediment load and suspended sediment discharge rate of surface waters shall not be altered in such a manner as to cause nuisance or adversely affect the water for beneficial uses. The suspended sediment concentration shall not exceed a 90th percentile value of 60 milligrams per liter (mg/L) in streams tributary to Lake Tahoe.
- h. Turbidity - Waters shall be free of changes in turbidity that cause nuisance or adversely affect the water for beneficial uses. Increases in turbidity shall not exceed natural levels by more than 10 percent.
- i. pH - In Lake Tahoe, the pH shall not be depressed below 7.0 nor raised above 8.4. Changes in normal ambient pH levels shall not exceed 0.5 pH units.
- j. Dissolved Oxygen - The dissolved oxygen concentration, in terms of percent saturation, shall not be depressed by more than 10 percent, nor shall the minimum dissolved oxygen concentration at any time be less than 80 percent of saturation, or less than 7.0 mg/l, whichever is more restrictive.
- k. Temperature - The natural receiving water temperature of all waters shall not be altered unless it can be demonstrated to the satisfaction of the Regional Board that such alteration in temperature does not create a nuisance or adversely affect the water for beneficial uses.
- l. Toxic Pollutants - All waters shall be maintained free of toxic substances in concentrations that are toxic to, or that produce detrimental physiological responses in human, plant, animal, or aquatic life. The survival of aquatic life in surface waters subjected to a waste discharge, or other controllable water quality factors, shall not be less than that for the same water body in areas unaffected by the waste discharge, or when necessary, for other control water that is consistent with the requirements for "experimental water" as described in Standard Methods for the Examination of Water and Wastewater, latest edition.
- m. Un-ionized Ammonia - The discharge of storm water from the area contained in the General Permit shall not cause concentrations of un-ionized ammonia (NH₄) to exceed 0.025 mg/l (as N) in receiving waters.
- n. Pesticides - The summation of concentrations of total identifiable chlorinated hydrocarbons, carbamates, organophosphates, and all other pesticide and herbicide groups, in all waters of the Lake Tahoe HU, shall not exceed the lowest detectable levels, using the most recent detection procedures available. There shall no increase in pesticide concentrations found in bottom sediments or aquatic life. The receiving water shall not contain concentrations of

pesticides in excess of the limiting concentrations set forth in the Code of California Regulations, Title 22, Chapter 15, Article 4, Section 64435.

- o. Nuisance - The discharge shall not cause a nuisance by reason of odor.
 - p. Algal Growth Potential - The mean annual algal growth potential at any point in Lake Tahoe shall not be greater than twice the mean annual algal growth potential at the limnetic reference station.
 - q. Plankton Count - The mean seasonal concentration of plankton organisms in Lake Tahoe shall not be greater than 100 per milliliter and the maximum concentration shall not be greater than 500 per milliliter at any point.
 - r. Clarity - For Lake Tahoe, the vertical extinction coefficient shall be less than 0.08 per meter when measured below the first meter. The turbidity shall not exceed 3 NTU at any location in Lake Tahoe which is too shallow to determine a reliable extinction coefficient. In addition, turbidity shall not exceed 1 NTU in shallow waters of Lake Tahoe not directly influenced by stream discharges. Secchi disk transparency shall not be decreased below levels recorded in 1967-71 based on a statistical comparison of seasonal and annual mean values.
 - s. Electrical Conductivity - The mean annual electrical conductivity shall not exceed 95 umhos/cm at 50°C, and the 90-percentile value shall not exceed 100 umhos/cm at 25°C at any location in Lake Tahoe.
 - t. Additional Biological Indicators - Algal productivity and the biomass of phytoplankton, zooplankton and periphyton in Lake Tahoe shall not be increased beyond levels recorded in 1967-71, based on a statistical comparison of seasonal and annual mean values.
4. The discharge of storm water from within the project area to surface and ground waters shall not cause violation of the following objectives:
- a. Tastes and Odors - Waters shall not contain taste or odor-producing substances in concentrations that impart undesirable tastes or odors to fish flesh or other edible products of aquatic origin, that cause nuisance, or that adversely affect the water for beneficial uses.
 - b. Bacteria - Waters shall not contain concentrations of coliform organisms attributable to human wastes. The fecal coliform concentration of Lake Tahoe and its tributaries, based on a minimum of not less than five samples for any 30-day period, shall not exceed a log mean of 20 per 100 milliliters, nor shall more than 10 percent of the total samples during any 30-day period exceed 40 per 100 milliliters. The median concentration of coliform organisms over any seven-day period shall be less than 1.1 per 100 milliliters in groundwaters of the Lake Tahoe HU

- c. Chemical Constituents - The receiving surface waters and ground waters shall not contain concentrations of chemical constituents in excess of the limits specified in California Code of Regulations, Title 22, Chapter 15, Article 4, Section 64435, Tables 2 and 4, or in amounts that adversely affect the water for agricultural beneficial uses.
- d. Radioactivity - Radionuclides shall not be present in concentrations that are deleterious to human, plant, animal, or aquatic life, or that result in the accumulation of radionuclides in the food chain to an extent that it presents a hazard to human, plant, animal, or aquatic life. Waters shall not contain concentrations of radionuclides in excess of limits specified in the California Code of Regulation, Title 22, Chapter 15, Article 5, Section 64443.

III. BEST MANAGEMENT PRACTICES (BMPs)

- A. Prior to the initiation of any construction related activities the Discharger shall install temporary erosion control facilities to prevent transport of earthen materials and other wastes off the property.
- B. Temporary gravel bag dikes, fiber rolls, or filter fabric fence shall be used as necessary to prevent discharge of earthen materials from the site during periods of precipitation or runoff.
- C. Ground compaction and disturbance activities shall be prevented in unpaved areas not subject to construction. All non-construction areas shall be protected by fencing or other means to limit access. These facilities shall be inspected periodically and shall be repaired when necessary.
- D. Surface flows from the project site shall be controlled to prevent downstream erosion at any point. All storm water runoff which leaves the site shall be discharged to a storm drain or stabilized drainage.
- E. Permanent storm water runoff collection, treatment, and/or infiltration disposal facilities shall be designed, installed, and maintained to maximize fine sediment and nutrient removal.
- F. By no later than October 15 of each year, the Discharger shall provide permanent or temporary (if project is incomplete) stabilization of all disturbed or eroding areas by completing construction of mechanical stabilization measures and initiating revegetation plans. Revegetation shall consist of seeding, planting, mulching, initial fertilization as needed, and initial watering as needed.
- G. Snow storage and disposal shall be separated from surface waters and contained to avoid surface runoff. Treatment facilities shall be designed to accommodate snowmelt runoff from snow storage and disposal areas.

- H. All disturbed areas shall be adequately restabilized or revegetated. Revegetated areas shall be continually maintained in order to assure adequate growth and root development until vegetation becomes established. When applicable, the following mitigation measures may be implemented:
1. Depending on the level of disturbance, wood chip or pine needle mulch may be applied on disturbed surfaces in lieu of vegetation;
 2. Tackifier shall not be applied within 100 feet of the high water line;
 3. Whenever practical seeds collected from the project site area should be added to the seed mix being applied during revegetation; and
 4. Whenever practical, natural revegetation and native mulch will be the preferred and most utilized method of stabilization.
- I. All slopes subject to erosion shall be stabilized.
- J. All loose piles of soil, silt, clay, sand, debris, or other earthen materials shall be protected in a reasonable manner to prevent the discharge of these materials to waters of the State.
- K. Dewatering shall be done in a manner so as to eliminate discharge to surface waters. A separate NPDES Permit may be required for dewatering discharges to surface waters.
- L. Where possible, existing drainage patterns shall not be significantly modified.
- M. Erosion control facilities shall be installed in conjunction with a routine maintenance and inspection program to provide continued integrity and proper performance of erosion control facilities.
- N. Dust shall be controlled to prevent the transport of such material off the project site, into any surface water, or into any drainage course.
- O. Construction activities that involve crossing or alteration of a stream channel shall be timed to occur during the period of the year in which stream flow is expected to be lowest.
- P. The discharger shall immediately clean up and transport to a legal disposal site any spilled petroleum products or petroleum-contaminated soils to the maximum extent practicable.
- Q. At or before completion of a construction project, all surplus or waste earthen materials shall be removed from the project site and deposited only at a legal, authorized point of disposal or restabilized onsite in accordance with erosion control plans previously approved by the Executive Officer.

- R. Drainage swales disturbed by construction activities shall be stabilized by appropriate soil stabilization measures to prevent erosion.
- S. Restoration Projects shall implement all of the above-mentioned BMPs where applicable as well as the Temporary BMPs defined in Attachment "C".

IV. STORM WATER POLLUTION PREVENTION PLAN

- A. All dischargers must develop and implement a Storm Water Pollution Prevention Plan or SWPPP in accordance with Attachment "D", which is made a part of this General Permit. The SWPPP shall be submitted to the Regional Board as part of a report of waste discharge. The SWPPP must be approved by the Executive Officer before discharge under this General Permit will be authorized.
- B. The SWPPP must identify and detail storm water pollution prevention measures that will be constructed and implemented at the construction site. The proposed pollution control measures must be adequate to reduce pollutants in storm water discharges from the construction site, both during construction and after construction is completed, to levels that are in compliance with effluent limits and receiving water objectives contained in this General Permit. The SWPPP must also comply with and incorporate the Discharge Prohibitions (Section I), Discharge Requirements (Section II), and applicable BMPs (Section III) contained in this General Permit.

V. SPECIAL PROVISIONS FOR CONSTRUCTION ACTIVITY

- A. Discharges of non-storm water are authorized only where they do not cause or contribute to a violation of any water quality standard and are controlled through implementation of BMPs which effectively eliminate or reduce pollutants in the discharge. Implementation of effective BMPs are a condition for authorization of non-storm water discharges. Non-storm water discharges and the BMPs appropriate for their control must be described in the SWPPP. Wherever feasible, alternatives such as land disposal which do not result in discharge of non-storm water shall be implemented, in accordance with Attachment "D".
- B. In accordance with Section 13260 of the California Water Code, the Discharger shall file a report with the Regional Board of any material change or proposed change in the character, location, or volume of the discharge. Any proposed material change in the operation shall be reported to the Executive Officer at least 30 days in advance of implementation of any such proposal. This shall include, but not be limited to, all significant new soil disturbances, all proposed expansion of development, any increase in impervious surface coverage, or any change in drainage characteristics at the project site. Any proposed change in the construction completion dates submitted in the report of waste discharge will require the submittal of a revised report.
- C. The Discharger shall immediately notify the Regional Board by telephone whenever an adverse condition occurs as a result of this discharge. An adverse condition

includes, but is not limited to, a violation or threatened violation of the conditions of this General Permit, significant spills of petroleum products or toxic chemicals, or damage to control facilities that could affect compliance pursuant to Section 13267(b) of the California Water Code, a written notification of the adverse condition shall be submitted to the Regional Board within one week of occurrence. The written notification shall identify the adverse condition, describe the actions necessary to remedy the condition and/or the actions implemented to abate the problem from continuing, and specify a timetable, subject to the modifications of the Regional Board, for the remedial actions.

VI. APPLICABILITY

- A. This Order shall serve as a general NPDES Construction Activity Storm Water General Permit for the temporary discharge of products of erosion and construction waste materials during and after construction activity that results in one acre or more of land disturbance in the Lake Tahoe HU. In the event that USEPA amends its storm water requirements, this General Permit will be applicable for all projects meeting the amended requirements.
- B. Upon receipt of a report of waste discharge describing a proposed discharge and an NOI (Attachment I) to comply with the provisions of this General Permit, the Executive Officer shall determine if such a discharge satisfies all of the following conditions:
 1. The discharge will be generated from construction activity that does not include any other waste discharge activities.
 2. The project does not include disturbance to lands classified as Stream Environment Zones, Bailey Land Capability Classification 1b as defined in the Basin Plan, unless the Regional Board grants an exemption.
 3. The amount of proposed coverage is equal to or less than that allowed by the Basin Plan.
 4. The project incorporates appropriate BMPs, as feasible, to infiltrate and/or treat storm water runoff from existing and proposed impervious surfaces on the site.
 5. The project plans include a SWPPP that proposes specific temporary and permanent measures to prevent the discharge of pollutants from the site.
 6. The project plans include specific dates for (a) completion of construction; (b) completion of construction of storm water infiltration and/or treatment facilities; and (c) completion of any necessary restabilization and revegetation.

- C. When the Executive Officer finds the above conditions are met, the applicant shall be notified in writing by issuance of a Notice of Applicability (NOA) of the Lake Tahoe HU General NPDES Construction Activity Storm Water General Permit.
- D. Notwithstanding the provisions of the above paragraph, appropriate projects may be brought to the Regional Board for consideration of adoption of an individual NPDES Permit when the Executive Officer deems it desirable or necessary to do so.

VII. ADMINISTRATIVE PROVISIONS

A. Requirements

- 1. The conditions of this General Permit do not exempt the Discharger from compliance with any other laws, regulations, or ordinances which may be applicable, do not legalize land treatment and disposal facilities, and leave unaffected any further restraints on those facilities which may be contained in other statutes or required by other regulatory agencies.
- 2. Unless specifically granted, authorization pursuant to this General Permit does not constitute an exemption to applicable discharge prohibitions prescribed in the Basin Plan.
- 3. All Dischargers must comply with the lawful requirements of municipalities, counties, drainage districts, and other local agencies regarding discharges of storm water to drainage systems or other water courses under their jurisdiction, including applicable requirements in municipal storm water management programs developed to comply with NPDES General Permits issued to local agencies by the Regional Board.
- 4. Construction activities that involve crossing or alteration of a stream channel require a prior written agreement with the California Department of Fish and Game.
- 5. The Discharger shall at all times fully comply with the engineering plans, specifications, and technical reports submitted with the completed report of waste discharge.
- 6. The Discharger shall at all times fully comply with the Storm Water Pollution Prevention Plan.
- 7. All Dischargers must comply with the Standard Provisions contained in Attachment "F" which is made a part of this General Permit.
- 8. Pursuant to California Water Code Section 13267, the Discharger shall comply with the attached Monitoring and Reporting Program (Attachment "G") made a part of this General Permit.

9. In addition to the Monitoring and Reporting Program defined in Attachment "G" any Restoration Projects shall also adhere to the Monitoring and Reporting Requirements defined in Attachment "C" made a part of this General Permit.
10. The owners of property subject to this General Permit shall have a continuing responsibility for ensuring compliance with the General Permit. The Discharger identified in the Notice of Applicability shall remain liable for General Permit violations until a NOI is received from the new owner/operator. Notification of applicable General Permit requirements shall be furnished to the new owners and/or operators and a copy of such notification shall be sent to the Regional Board. This General Permit is transferable to the new owner. Any change in the ownership and/or operation of property subject to this General Permit shall be reported to the Regional Board. The new owner must comply with the General Permit, including the Monitoring and Reporting Program.

B. Time Schedules

1. The Discharger shall submit a NOI, a complete report of waste discharge including a SWPPP, and the appropriate fee at least 60 days prior to the proposed date of construction. Additional time will be required for projects that propose disturbance to stream environment zones. Construction may not begin until a written Notice of Applicability (NOA) is received from the Regional Board Executive Officer.
2. All Dischargers must implement the SWPPP and the Monitoring and Reporting Program upon commencement of construction.

C. Revocation Procedures

You will be required to pay the annual fee (as specified in the annual billing you will receive from the State Water Resources Control Board) until the Notice of Applicability is officially revoked. To terminate coverage under the General Permit, please complete and submit the enclosed Request for Permit Revocation Form (RFPR) (Attachment H) and any reports required by the General Permit to the Lahontan Regional Water Quality Control Board (RWQCB).

The General Permit for the specific project will be revoked by the Executive Officer, or designated staff, provided the following conditions are met: (1) the construction project is complete and there is no potential for construction related storm water pollution, (2) construction materials and waste have been disposed of properly, (3) all elements of the SWPPP have been completed, (4) permanent BMPs have been installed, (5) information required by the attached Monitoring and Reporting Program has been submitted, and (6) Regional Board staff have inspected the site if necessary. Approval of your Request for Permit Revocation does not relieve you from paying any applicable outstanding invoices.

If the Executive Officer, or his designated staff, does not agree with the basis of revocation, the Request for Permit Revocation will be returned and reasons for denial will be provided in a written notification.

D. General Permit Expiration

This General Permit will expire five years after the date of adoption. Upon reissuance of the NPDES General Permit by the Regional Board, dischargers conducting construction activities subject to the reissued General Permit may be required to file a revised NOI, report of waste discharge, and fee.

I, Harold J. Singer, Executive Officer, do hereby certify that the foregoing is a full, true, and correct copy of an Order adopted by the California Regional Water Quality Control Board, Lahontan Region, on March 10, 2005.

HAROLD J. SINGER
EXECUTIVE OFFICER

Enclosure: Notice of Intent Form

Attachments: A: Definitions
B: Lake Tahoe Hydrologic Unit Map
C: Restoration Projects: Additional BMPs and Monitoring and Reporting Requirements
D: Storm Water Pollution Prevention Plan
E: Receiving Water Objectives for Specific Surface Waters in the Lake Tahoe Hydrologic Unit
F: Standard Provisions
G: Monitoring and Reporting Program No. R6T-2005-0007
H: Request for Permit Revocation
I: Notice of Intent (NOI)

BL/dcc T:\TENTS\March 05 NPDES\Const.NPDES.order-mfw.doc

ATTACHMENT “A”

DEFINITIONS

BEST MANAGEMENT PRACTICES (BMPs)	means schedules of activities, prohibitions of practices, maintenance procedures, and other management practices to prevent or reduce the pollution of waters of the United States.
CLEAN WATER ACT (CWA)	means the Federal Water Pollution Control Act enacted by Public Law 92-500 as amended by Public Laws 95-217, 95-576, 96-483, and 97-117; USC 1252 et seq.
CONSTRUCTION SITE	is the location of the construction activity, including easements and other construction areas not under the Discharger’s ownership or control.
CONTAMINATION	means “an impairment of the quality of the waters of the state by waste to a degree which creates a hazard to the public health through poisoning or through the spread of disease including any equivalent effect resulting from the disposal of waste, whether, or not waters of the State are affected” [California Water Code Section 13050 (d)].
EMERGENCY	means a sudden, unexpected occurrence involving a clear and imminent danger, demanding immediate action to prevent or mitigate loss of, or damage to, life, health, property, essential public services, or the environment.
GROUNDWATER	includes, but is not limited to, all subsurface water being above atmospheric pressure and the capillary fringe of such water.
LOCAL AGENCY	means any agency that is involved with providing review, approval, or oversight of the construction site’s (a) construction activity, (b) erosion and sediment controls, or (c) storm water discharge.
LAHONTAN REGIONAL WATER QUALITY CONTROL BOARD (LRWQCB)	LAKE TAHOE WATERSHED UNIT- DOUG SMITH 2501 LAKE TAHOE BLVD. SOUTH LAKE TAHOE, CA 96150 PHONE: (530) 542-5453 FAX: (530) 544-2271

**MUNICIPAL STORM
WATER COLLECTION
SYSTEM**

means a conveyance or system of conveyance (including roads with drainage systems, municipal streets, catch basins, curbs, gutters, ditches, manmade channels, or storm drains) which is:

- (1) owned or operated by a state, city, town, borough, county, parish, district, association, or other public body (created pursuant to applicable federal and bi-state laws) having jurisdiction, that discharges to water of the United States; including special districts under State law such as a sewer district or drainage district, flood control district, Indian tribe or an authorized Indian tribal organization or a designated and approved management agency under Section 208 of the CWA;
- (2) designed or used for collecting or conveying storm water
- (3) which is not a combined sewer; and
- (4) which is not part of Publicly Owned Treatment Works as defined in 40 CFR 122.2.

NON-STORM WATER

means any discharge to municipal storm water collection systems that is not composed entirely of storm water except discharges pursuant to an NPDES permit and discharges resulting from fire fighting activities.

NUISANCE

means "anything which meets all of the following criteria: (1) is injurious to health, or is indecent or offensive to the senses, or an obstruction to the free use of property, so as to interfere with the comfortable enjoyment of life and property; (2) affects at the same time an entire community or neighborhood, or any considerable number of persons, although the extent of the annoyance or damage inflicted upon individuals may be unequal; (3) occurs during or as a result of the treatment or disposal of wastes" [California Water Code Section 13050 (m)].

POLLUTION

means "the man-made or man-induced alternation of the chemical, physical, biological, and radiological integrity of water" [CWA Section 502 (19)]. Pollution also means "an alteration of the quality of the waters of the state by waste to a degree which unreasonably affects either the waters for beneficial uses or facilities which serve these beneficial uses"[California Water code Section 13050 (1)].

STATE WATER

DIVISION OF WATER QUALITY-BRUCE FUJIMOTO

**RESOURCES
CONTROL BOARD
(SWRCB)**

STORM WATER PERMIT UNIT
1001 I Street
SACRAMENTO, CA 95814
PHONE: (916) 341-5523
FAX: (916) 341-5463

**SIGNIFICANT
QUANTITIES**

is the volume, concentration, or mass of a pollutant in storm water discharge that can cause or threaten to cause pollution, contamination, or nuisance, adversely impact human health or the environment, and cause or contribute to a violation of any applicable water quality standards for the receiving water.

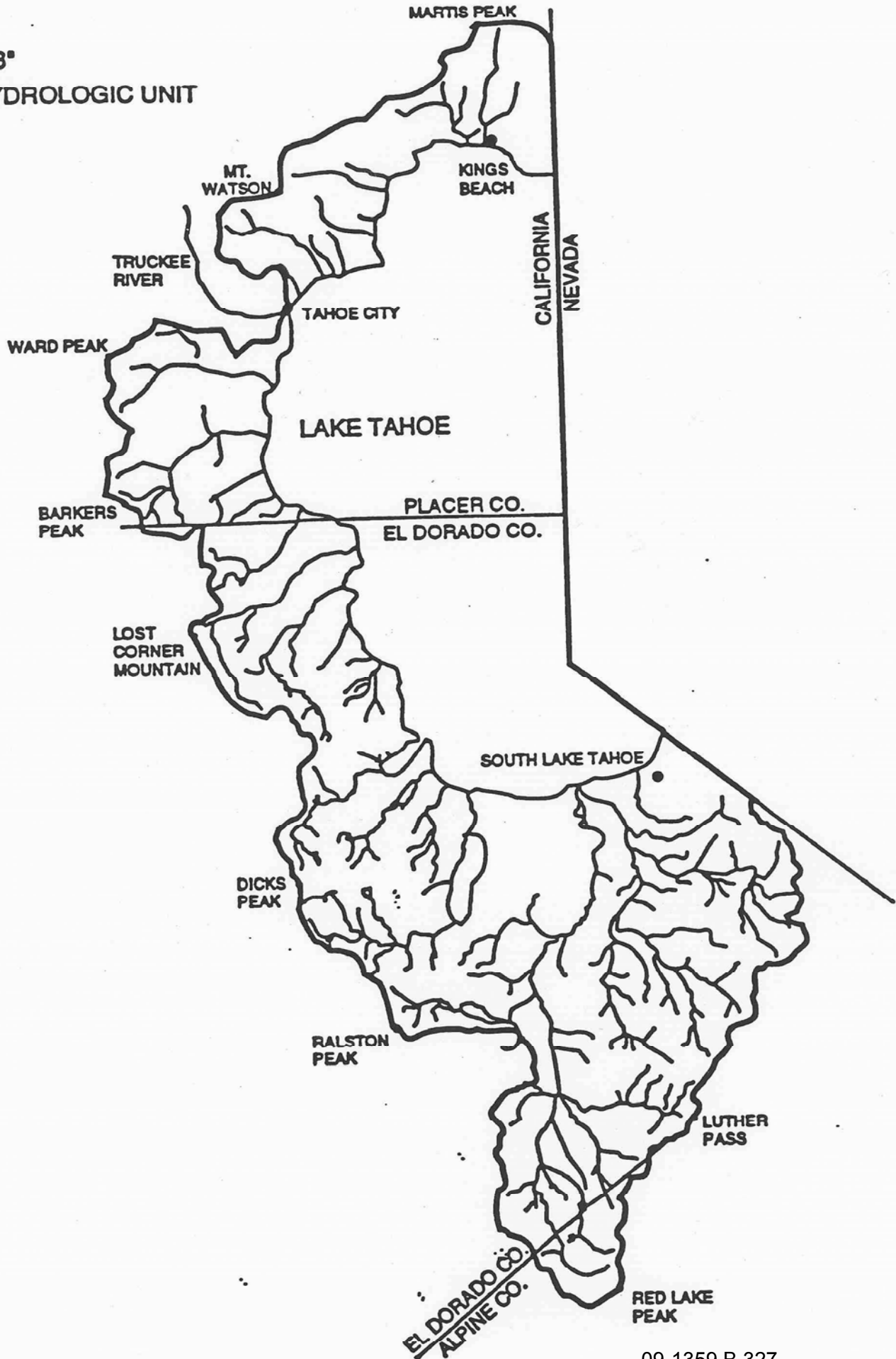
STORMWATER

means storm water runoff, snow melt runoff, and surface runoff and drainage. It excludes infiltration and runoff from agricultural land.

SURFACE WATER

includes, but is not limited to, perennial or ephemeral streams, lakes, wetlands, springs and similar waters which flow or reside in natural or artificial impoundments or drainage ways.

ATTACHMENT "B"
LAKE TAHOE HYDROLOGIC UNIT
(CALIFORNIA)



ATTACHMENT “C”

RESTORATION PROJECTS

ADDITIONAL BEST MANAGEMENT PRACTICES AND GUIDELINES FOR MONITORING AND REPORTING REQUIREMENTS

Discharges of Storm Water Runoff Associated with Construction Activity in the Lake Tahoe Hydrologic Unit-El Dorado, Placer, and Alpine Counties

To restore natural resources disturbed by natural and man-made causes, many entities in the Lake Tahoe Basin construct environmental restoration projects. Restoration projects are designed to mitigate impacts from the land development, overuse, and misuse. Restoration projects include but are not limited to stream bank enhancement and channel restoration, slope stabilization, habitat restoration, revegetation of logged forest lands, drainage improvement projects, and rangeland management. The ultimate goal of most restoration projects is to return disturbed land to a more natural state that will promote long-term stability of the ecological system. The restored area will often resume previous environmental functions that typically improve air, water, soil, and habitat quality.

Best Management Practices to Implement during Construction Activity

Restoration projects often involve work close to or within a watercourse and involve significant soil disturbance. Because the construction period associated with a restoration project has the potential to expose large amounts of sediment, it is imperative to implement temporary Best Management Practices (BMPs) on-site. Temporary BMPs should be installed and maintained before and during the entire construction period. These temporary BMPs are intended to provide effective erosion and sediment control so water quality is not impacted during construction. To minimize stream bank erosion and sedimentation of watercourses, the following BMPs shall be implemented by the project proponent:

1. Implement temporary erosion and sediment control practices to minimize construction related erosion and sedimentation;
2. Minimize any activities that cause turbidity (cloudiness of the water);
3. Install and maintain sediment/silt barriers or materials (e.g. geotextile fabrics) as needed until they can be replaced by permanent erosion control devices or stabilized vegetation;
4. Inspect the construction site daily during construction so potential water quality problems can be identified and remedied immediately;
5. Design and construct the project to minimize impacts to streams, wetlands, soils, and endangered, threatened, and sensitive species;

6. Limit or eliminate vehicle crossing, especially where streams meander or have multiple crossings and utilize upland access roads whenever practicable;
7. Salvage and respread topsoil in areas disturbed by clearing and grading, except in areas with standing water or saturated soil; and
8. Upon completion of the construction project, remove all construction debris, timber pads, prefabricated equipment pads and geotextile fabric (unless necessary for erosion control). Erosion control fences should be removed upon stabilization from erosion.

For projects requiring stream crossings, the following site preparation measures shall be implemented:

1. Existing crossings shall be used before the construction of new access ways across a watercourse;
2. All new construction corridors shall be cleared only to the extent necessary to allow for establishing the travel route crossing; and
3. Where possible, stream crossings shall be generally perpendicular to the water flow located in a straight section of the stream where width, depth, bank, and bottom characteristics will reduce the potential for channel alteration.

For restoration projects involving streambank alteration/restoration and wetland disturbance, the following mitigation measures shall be implemented to restore and protect the project area:

1. Placing native sod stripped from the proposed fill areas in the wetland restoration/creation areas; and
2. Planting of additional native grasses, shrubs and trees.

When disturbed streambanks require contouring work, the contouring shall not leave:

1. Sharp edges or vertical faces vulnerable to stream cutting contouring work;
2. Uneven banks; and
3. Bank remnants projecting out into the streambed.

In cases where the original stream bank contours are excessively steep and/or unstable, a more stable final contour can be attained.

Monitoring and Reporting Requirements for Restoration Projects

Because restoration projects are often executed to improve existing water quality conditions, it is necessary to monitor restoration project effectiveness. Monitoring information can also identify project and/or construction method strengths and weaknesses. This knowledge can feedback into the maintenance of the existing system and also be applied to future water quality improvement projects.

To monitor the success of the restoration of a disturbed area, the project proponent shall submit a detailed Monitoring Plan with annual performance criteria for the review and approval of the Executive Officer of the Regional Board. A contingency plan must also be submitted for actions to be taken if performance criteria are not met.

Ideally, pre- and post-construction monitoring is required to best evaluate the success of the restoration project. If funding permits, it is also desirable to conduct monitoring during construction. Monitoring should include, but not be limited to, assessments of vegetative cover and water quality and quantity measurements. Where appropriate, monitoring should also include upgradient and downgradient sampling of water entering a pretreatment system (sediment can, sand and oil trap).

The Regional Board suggests a Monitoring Plan include, but not be limited to the following:

1. Pre- and Post project surveys of vegetative cover (5 per 100 feet), including an inventory of species diversity and an assessment of the restored soil's ability to infiltrate runoff;
2. Pre- and Post project cross-sectional surveys of stream channel (if applicable);
3. Post project monitoring of the survivability of plantings;
4. Photo survey including photo-point locations of the disturbed/restored area, photos should be taken at the same time each year, preferably in the early fall;
5. Pre- and post-project groundwater level measurements from at least two piezometers installed for observing groundwater levels;
6. Site assessments of the success of the implemented erosion and sediment control measures;
7. Water quality analyses to include Total N, Total P, Conductivity, and Turbidity at a minimum.

ATTACHMENT “D”

STORM WATER POLLUTION PREVENTION PLAN

1. Objectives

A Storm Water Pollution Prevention Plan (SWPPP) shall be developed and implemented for each construction site covered by this permit. The SWPPP shall be designed to comply with Federal requirements to implement best management practices (BMPs) to achieve compliance with effluent limits and receiving water objectives. The SWPPP shall be certified in accordance with the signatory requirements of Section 9 of the Standard Provisions in Attachment “F”. The SWPPP shall be developed and amended, when necessary, to meet the following objectives:

- a. Identify pollutant sources including sediment sources that may affect the quality of storm water discharges associated with construction activity.
- b. Identify non-storm water discharges.
- c. Identify, construct, implement, and maintain Best Management Practices (BMPs) to reduce or eliminate pollutants in storm water discharges and authorized non storm water discharges from the construction site.
- d. Identify a sampling and analysis strategy and sampling schedule for discharges from construction activity that discharge to surface waters and stream environment zones (SEZs).
- e. For all construction activity, identify a sampling and analysis strategy and sampling schedule for discharges that have been discovered through visual monitoring to be potentially contaminated by pollutants not visually detectable in storm water runoff.

2. Regional Board Authorization

A SWPPP must be developed by the discharger and approved by the Regional Board Executive Officer, before written authorization will be granted to discharge under the terms and conditions of this permit. The Regional Board will notify the discharger if the SWPPP does not meet one or more of the minimum requirements of this Section.

3. Implementation Schedule

- a. For construction activity commencing on and after adoption of this General Permit, the SWPPP shall be developed prior to the start of soil disturbing activity in accordance with this Attachment and shall be implemented concurrently with commencement of soil disturbing activities.
- b. Existing permittees engaging in construction activities covered under terms of the previous General Permit (Board Order 6-00-03) shall continue to implement their existing SWPPP and shall implement any necessary revisions to their SWPPP in accordance with this Attachment in a timely manner, but in no case more than 90 calendar days from this General Permit adoption date.
- c. For on-going construction activity involving a change of owner/developer of property covered by this permit, the new owner/developer must accept and maintain the existing

SWPPP until a new SWPPP is developed by the new owner/developer and approved by the Regional Board Executive Officer.

4. Availability

The SWPPP shall be kept on site during construction activity and made available upon request of a representative of the Regional Board or any local storm water management agency which receives the storm water discharge.

5. Required Changes

- a. The discharger shall amend the SWPPP whenever there is a change in ownership, construction, or operations, which may effect the discharge or pollutants to surface waters, ground waters, or a municipal storm drain system. The amended SWPPP shall be submitted to the Regional Board for the Executive Officer's approval 30 days prior to the date when the change is to occur.
- b. The SWPPP should also be amended if it is in violation of any condition of this permit, or has not achieved the general objectives of controlling pollutants in storm water discharges. The amended SWPPP shall be submitted no later than 30 days after the determination of violation or non-achievement to the Regional Board Executive Officer for review and approval.
- c. The Regional Board, or local agency with the concurrence of the Regional Board, may require the discharger to amend the SWPPP.

6. Source Identification

The SWPPP shall provide a description of potential sources which may be expected to add pollutants to storm water discharges, or which may result in non-storm water discharges from the construction site. The SWPPP shall include the following items:

- a. A topographic map (USGS or other map if a topographic map is unavailable), extending one-quarter mile beyond the property boundaries of the construction site, showing: the construction site, surface water bodies (including known springs, wells, and wetlands), and the anticipated discharge points where the construction site's storm water discharges to a municipal storm drain system or other water body. The requirements of this paragraph may be included in the site map required under the following paragraph if appropriate.
- b. A site map(s) showing:
 - i. Location of storm water structures and controls used during construction;
 - ii. Areas used to store soils and wastes;
 - iii. Areas of cut and fill;
 - iv. Drainage patterns and slopes anticipated after major grading activities;
 - v. Areas of soil disturbance;
 - vi. Surface water locations;

- vii. Areas of potential soil erosion where control practices will be used during construction;
 - viii. Existing and planned paved areas and buildings;
 - ix. Locations of post-construction storm water structures and controls;
 - x. An outline of the drainage area for each on-site storm water discharge point;
 - xi. Vehicle storage and service area; and
 - xii. Areas of existing vegetation.
- c. A narrative description of the following:
- i. Toxic materials that are known to have been treated, stored, disposed, spilled, or leaked in significant quantities onto the construction site;
 - ii. Management practices employed to minimize contact of construction materials, equipment, and vehicles with storm water;
 - iii. Construction material loading, unloading, and access areas;
 - iv. Pre-construction storm water structures and controls to reduce sediment and other pollutants in storm water discharge;
 - v. Equipment storage, cleaning, and maintenance areas;
 - vi. Methods of on-site storage and disposal of construction materials;
 - vii. Nature of fill material and existing data describing the soil on the construction site; and
 - viii. Ground water depth, gradient, and quality if known, readily available, or a reasonable approximation.
- d. A list of pollutants (other than sediment) that are likely to be present in storm water discharges. Describe the structures and management practices (if different from Paragraph 7 below) appropriate to control the storm water discharge of these pollutants.
- e. A description of drainage patterns into each storm water inlet point or receiving water. Show or describe the BMPs that will protect operational storm water inlets or receiving waters from contaminated discharges other than sediment discharges, such as, but not limited to: slurry from concrete or asphalt saw cutting, concrete rinse water, equipment washing operations, street washing operations, and/or sealing and paving activities during rain events.
- f. An estimate of the size of construction site (in acres or square feet), and the percent of the construction site that has impervious areas (e.g., pavement, buildings, etc.) before and after construction.

- g. Show the locations designated for storm water discharge sampling. Describe sampling procedures, location, and rationale for the proposed sampling program. See Attachment G for additional detail regarding sampling requirements.
- h. The SWPPP shall include a construction activity schedule that describes all major activities such as mass grading, paving, and other improvements and the proposed time frame to conduct those activities.
- i. The SWPPP shall list the name and telephone number of the qualified person(s) who have been assigned responsibility for pre-storm, post-storm, and storm event BMP inspections; and the qualified person(s) assigned responsibility to ensure full compliance with the permit and implementation of all SWPPP elements, including the preparation of annual compliance evaluation and the elimination of all unauthorized discharges.
- j. A copy of the Notice of Intent (NOI).

7. Erosion and Sediment Control

The SWPPP shall include:

- a. An outline of areas of vegetative soil cover or native onsite vegetation that will remain undisturbed during construction.
- b. A description of soil stabilization practices. Vegetative measures shall be designed to preserve existing vegetation where practicable, and to revegetate and/or mulch open areas as soon as practicable after grading or construction. In developing soil stabilization practices, the discharger shall consider: temporary seeding, permanent seeding, mulching, sod stabilization, vegetative buffer strips, protection of trees, or other soil stabilization procedures. At a minimum, the operator must implement these practices on all disturbed areas during the rainy season.
- c. Descriptions and illustrations of control practices designed to prevent a net increase of sediment load in storm water discharge. In developing control practices, the discharger shall consider a full range of erosion and sediment controls such as detention basins, silt fences, earth dikes, brush barriers, velocity dissipation devices, drainage swales, check dams, subsurface drain, pipe slope drain, level spreaders, storm drain inlet protection, rock outlet protection, sediment traps, temporary sediment basins, or other controls which may reduce erosion and sediment discharge to pre-construction levels. Sandbag dikes, silt fences, or equivalent controls practices are required for all sideslope and downslope boundaries of the construction area. The Discharger must consider site specific and seasonal conditions when designing the control practices.
- d. Control practices to reduce the tracking of sediment onto public and private roads. These roads shall be inspected and cleaned as necessary.
- e. Control practices to reduce wind erosion.
- f. A proposed schedule to implement erosion and sediment control measures.

8. Non-Storm Water Management

The SWPPP shall include provisions which eliminate or reduce to the extent practicable the discharge of materials other than storm water to the storm sewer system and/or receiving water. Such provisions shall ensure, to the extent practicable, that no materials are discharged in quantities which have an adverse effect on receiving waters. Materials other than storm water that are discharged shall be listed along with the estimated quantity of the discharged material.

9. Post-Construction Storm Water Management

The SWPPP shall describe the storm water control structures and management practices that will be implemented to minimize pollutants in storm water discharges after construction phases have been completed at the site. These must be consistent with all local post-construction storm water management requirements, policies, and guidelines. The discharger must consider site-specific factors and seasonal conditions when designing the control practices after construction is completed shall be addressed, including short and long-term funding sources and responsible party.

10. Waste Management and Disposal

The SWPPP shall describe waste management and disposal practices to be used at the construction site. All wastes (including equipment and maintenance waste) removed from the site for disposal shall be disposed of in a manner that is in compliance with federal, state, and local laws, regulations, and ordinances.

11. Maintenance, Inspection, and Repair

The SWPPP shall include maintenance and repair procedures to accompany the Monitoring and Reporting Program that ensure all grade surfaces, walls, dams and structures, vegetation, erosion and sediment control measures, and other protective devices identified in the site plan are maintained in good and effective condition and are promptly repaired or restored. A qualified person shall be assigned the responsibility to conduct inspections. The name and telephone number of that person shall be listed in the SWPPP. A tracking and follow-up procedure shall be described to ensure that all inspections are done by trained personnel and that adequate response and corrective actions have been taken in response to the inspection.

12. Training

The SWPPP shall include procedures to ensure that all inspections required in Section A of the Monitoring and Reporting Program of this general permit, and maintenance and repair required above, in Paragraph 11. These procedures shall include identification of specific personnel and the training required to perform inspections, maintenance, and repair.

13. List of Contractors/Subcontractors

The SWPPP shall contain a list of all contractors and subcontractors responsible for implementing the SWPPP. This information shall be added to the SWPPP once the contractors and subcontractors selected to implement the SWPPP are determined.

14. Other Plans

This SWPPP may incorporate, by reference, the appropriate elements of other plans required by local, state or Federal agencies. A copy of any requirements incorporated by reference shall be kept at the construction site.

15. Public Access

The SWPPP is considered a report that shall be available to the public under Section 308(b) of the CWA. Upon request by members of the public, the discharger shall make available for review a copy of the SWPPP directly to the requestor.

16. Preparer

The SWPPP shall include the signature and title of the person responsible for preparation of the SWPPP, the date of initial preparation, and the person and date for each amendment thereto.

ATTACHMENT "E"

**WATER QUALITY OBJECTIVES FOR CERTAIN WATER BODIES LAKE
TAHOE HYDROLOGIC UNIT**

	Surface Waters	Objective (mg/L except as noted) ^{1,2}						
		TDS	Cl	SO ₄	B	N	P	Fe
1	Lake Tahoe	60 65	3.0 4.0	1.0 2.0	0.01 -	0.15 -	0.008 -	
2	Fallen Leaf Lake	50 -	0.30 0.50	1.3 1.4	0.01 0.02	See Table 5.1-4 for additional objectives		
3	Griff Creek	80 -	0.40 -			0.19 -	0.010 -	0.03 -
4	Carnelian Bay Creek	80 -	0.40 -			0.19 -	0.015 -	0.03 -
5	Watson Creek	80 -	0.35 -			0.22 -	0.015 -	0.04 -
6	Dollar Creek	80 -	0.30 -			0.16 -	0.030 -	0.03 -
7	Burton Creek	90 -	0.30 -			0.16 -	0.015 -	0.03 -
8	Ward Creek	70 85	0.30 0.50	1.4 2.8		0.15 -	0.015 -	0.03 -
9	Blackwood Creek	70 90	0.30 -			0.19 -	0.015 -	0.03 -
10	Madden Creek	60 -	0.10 0.20			0.18 -	0.015 -	0.015 -
11	McKinney Creek	55 -	0.40 0.50			0.19 -	0.015 -	0.03 -
12	General Creek	50 90	1.0 1.5	0.4 0.5		0.15 -	0.015 -	0.03 -
13	Meeks Creek	45 -	0.40 -			0.23 -	0.010 -	0.07 -
14	Lonely Gulch Creek	45 -	0.30 -			0.19 -	0.015 -	0.03 -
	continued...							

**WATER QUALITY OBJECTIVES FOR CERTAIN WATER BODIES LAKE
TAHOE HYDROLOGIC UNIT**

See Fig. 5.1-1	Surface Waters	Objective (mg/L except as noted) ^{1,2}						
		TDS	Cl	SO ₄	B	N	P	Fe
15	Eagle Creek	35	0.30			0.20	0.010	0.03
		-	-			-	-	-
16	Cascade Creek	30	0.40			0.21	0.005	0.01
		-	-			-	-	-
17	Tallac Creek	60	0.40			0.19	0.015	0.03
		-	-			-	-	-
18	Taylor Creek	35	0.40			0.17	0.010	0.02
		-	0.50			-	-	-
19	Upper Truckee River	55	4.0	1.0		0.19	0.015	0.03
		75	5.5	2.0		-	-	-
20	Trout Creek	50	0.15			0.19	0.015	0.03
		60	0.20			-	-	-

¹

Annual average value/90th percentile value.

²

Objectives are as mg/L and are defined as follows:

B Boron

Cl Chloride

SO₄ Sulfate

Fe Iron, Total

N Nitrogen, Total

P Phosphorus, Total

TDS Total Dissolved Solids (Total Filterable Residues)

ATTACHMENT “F”
STANDARD PROVISIONS

1. Duty to Comply

The Discharger must comply with all of the conditions of this permit. Any permit noncompliance constitutes a violation of the Clean Water Act (CWA) and the Porter-Cologne Water Quality Control Act and is grounds for enforcement action; for permit termination, revocation and reissuance, or modification; or denial of a permit renewal application.

The discharge shall comply with effluent standards or prohibitions established under Section 307(a) of the CWA for toxic pollutants within the time provided in the regulations that establish these standards or prohibitions, even if this permit has not yet been modified to incorporate the requirements.

2. Permit Actions

This permit may be modified, revoked and reissued, or terminated for cause. The filing of a request by the Discharger for permit modification, revocation and reissuance, or termination, or a notification of planned changes or anticipated noncompliance does not stay any permit conditions.

If any toxic effluent standard or prohibition (including any schedule of compliance specified in such effluent standard or prohibition) is promulgated under Section 307(a) of the CWA for a toxic pollutant which is present in the discharge and that standard or prohibition is more stringent than any limitation on the pollutant in this permit, this permit shall be modified, or revoked and reissued to conform to the toxic effluent standard or prohibition, and the Discharger so notified.

3. Need to Halt or Reduce Activity Not a Defense

It shall not be a defense for a Discharger in an enforcement action that it would have been necessary to halt or reduce the permitted activity in order to maintain compliance with the conditions of this permit.

4. Duty to Mitigate

The Discharger shall take all responsible steps to minimize or prevent any discharge in violation of this permit which has a reasonable likelihood of adversely affecting human health or the environment.

5. Proper Operation and Maintenance

The Discharger shall at all times properly operate and maintain any facilities and systems of treatment and control (and related appurtenances) which are installed or used by the Discharger to achieve compliance with the conditions of this permit and with the requirements of storm water pollution prevention plans. Proper operation and maintenance also includes adequate laboratory controls and appropriate quality assurance procedures. Proper operation and maintenance may require the operation of backup or auxiliary facilities or similar systems, installed by a Discharger when necessary to achieve compliance with the conditions of this permit.

6. Property Rights

This permit does not convey any property rights of sort, or any exclusive privileges, nor does it authorize any injury to private property or any invasion of personal rights, nor any infringement of Federal, State, or local laws or regulations.

7. Duty to Provide Information

The Discharger shall furnish the Regional Water Board, State Water Board, or EPA, within a reasonable time, any requested information to determine compliance with this permit. The Discharger shall also furnish, upon request, copies of records required to be kept by this permit.

8. Inspections and Entry

The Discharger shall allow the Regional Water Board, State Water Board, or EPA, and local storm water management agency, upon the presentation of credentials and other documents as may be required by law to:

- a. Enter upon the Discharger's premises at reasonable times where a regulated construction activity is being conducted or where records must be kept under the conditions of this permit;
- b. Have access to and copy at reasonable times, any records that must be kept under the conditions of this permit; and
- c. Inspect at reasonable times any facilities or equipment (including monitoring and control equipment) that are related to or may impact storm water discharge.
- d. Sample or monitor at reasonable times for the purpose of ensuring permit compliance.

9. Signatory Requirements

- a. All Notices of Intent submitted to the Regional Board shall be signed as follows:

1. For a corporation: by a responsible corporate officer. For the purpose of this section, a responsible corporate officer means: (1) a president, secretary, treasurer, or vice-president of the corporation in charge of a principal business function, or any other person who performs similar policy or decision-making functions for the corporation; or (2) the manager of the construction activity if authority to sign documents has been assigned or delegated to the manager in accordance with corporate procedures;
 2. For a partnership or sole proprietorship: by a general partner or the proprietary, respectively; or
 3. For a municipality, State, Federal, or other public agency: by either a principal executive officer, ranking elected official, or duly authorized representative. The principal executive office of a Federal agency includes the chief executive officer having responsibility for the overall operations of a principal geographic unit of the agency (e.g., Regional Administrators of EPA).
- b. All reports, certifications, or other information required by the permit and requested by the Regional Water Board, State Water Board, EPA, or local storm water management agency shall be signed by a person described above or duly authorized representative. A person is a duly authorized representative if:
1. The authorization is made in writing by a person described above and retained as part of the Storm Water Pollution Prevention Plan.
 2. The authorization specifies either an individual or a position having responsibility for the overall operation of the construction activity, such as the position of manager, operator, superintendent, or position equivalent responsibility for environmental matters for the company. (A duly authorized representative may thus be either a named individual or any individual occupying a named position.)

10. Certification

Any person signing documents under Provision 9 shall make the following certification:

"I certify under penalty of law that this document and all attachments were prepared under my direction or supervision in accordance with a system designed to assure that qualified personnel properly gather and evaluate the information submitted. Based on my inquiry of the person or persons who manage the system, or those persons directly responsible for gathering information, the information submitted, is, to the best of my knowledge and belief, true, accurate, and complete. I am aware that there are significant penalties for submitting false

information, including the possibility of fine and imprisonment for knowing violations."

11. Penalties for Falsification of Reports

Section 309 (c) (4) of the CWA provides that any person who knowingly makes any false material statement, representation, or certification in any record or other document submitted or required to be maintained under this general permit, including reports of compliance or noncompliance shall, upon conviction, be punished by a fine or not more than \$10,000 or by imprisonment for not more than two years or by both.

12. Oil and Hazardous Substance Liability

Nothing in this permit shall be construed to preclude the institution of any legal action or relieve the Discharger from any responsibilities, liabilities, or penalties to which the Discharger is or may be subject under Section 311 of the CWA.

13. Severability

The provisions of this permit are severable, and, if any provision of this permit, or the application of any provision of this permit to any circumstance is held invalid, the application of such provision to other circumstances and the remainder of this permit shall not be affected thereby.

14. Reopener Clause

This general permit may be modified, revoked and reissued, or terminated for cause due to promulgation of amended regulations, receipt of USEPA guidance concerning regulated activities, judicial decision, or in accordance with 40 Code of Federal Regulations 122.62, 122.63, 122.64, and 122.65. If there is evidence indicating potential or actual impacts on water quality due to any storm water discharge, associated with construction activity covered by this permit, the owner or operator of such discharge may be required to obtain an individual permit or an alternative general permit, or this permit may be modified to include different limitations and/or requirements.

15. Penalties for Violations of Permit Conditions

- a. Section 309 of the CWA provides significant penalties for any person who violates a permit condition implementing Sections 301, 302, 306, 307, 308, 318, or 405 of the CWA, or any permit condition or limitation implementing any such section in a permit issued under Section 402. Any person who violates any permit condition of this permit is subject to civil penalty not to exceed \$25,000 per day of violation, as well as other appropriate sanction provided by Section 309 of the CWA.

- b. The Porter-Cologne Water Quality Control Act also provides for civil and criminal penalties which in some cases are greater than those under the CWA.

16. Availability

A copy of this permit shall be maintained at the construction site during construction and be available to operating personnel.

17. Transfers

This permit is transferable. A new owner/developer of an ongoing construction activity must submit a Notice of Intent (NOI) in accordance with the requirements of this permit to be authorized to discharge under this permit. An owner/developer who terminates all interest in the property (by sale of this property, or termination of contracts) shall inform the new/owner developer of the duty to file a NOI and shall provide the new owner/developer with a copy of this permit.

18. Continuation of Expired Permit

This permit continues in force and effect until a new general permit is issued or the Regional Board rescinds this permit. Only those Dischargers authorized to discharge under the expiring permit are covered by the continued permit.

CALIFORNIA REGIONAL WATER QUALITY CONTROL BOARD
LAHONTAN REGION (REGIONAL BOARD)

MONITORING AND REPORTING PROGRAM NO. R6T-2005-0007

**WASTE DISCHARGE REQUIREMENTS AND
NATIONAL POLLUTANT DISCHARGE ELIMINATION SYSTEM (NPDES)
PERMIT**

FOR

**DISCHARGES OF STORM WATER RUNOFF ASSOCIATED WITH
CONSTRUCTION ACTIVITY INVOLVING LAND DISTURBANCE
IN THE LAKE TAHOE HYDROLOGIC UNIT**

EL DORADO, PLACER, AND ALPINE COUNTIES

A. Inspections

An inspection of the construction site shall be made at the end of each work day during active construction periods, and at least once a month during long periods of inactivity (e.g., winter) by the Discharger, resident engineer, superintendent, general contractor or equivalent. In addition, qualified personnel shall conduct construction site inspections prior to anticipated storm events, during extended storm events, and after actual storm events. Inspections shall be performed from the commencement of construction activities until revocation of this permit. The purpose of the inspections is to discover potential water quality problems at the construction site so the Discharger can implement corrective measures immediately. The inspections will also be used to document compliance with the conditions of the General Permit and the Storm Water Pollution Prevention Plan (SWPPP) and to evaluate the effectiveness of the SWPPP. An inspection shall consist of checking for the following items, as applicable:

1. Damage to containment dikes or erosion control fencing;
2. Improperly installed or ineffective erosion control fencing;
3. Unauthorized vehicle access;
4. Boundary fence damage or removal;
5. Disturbed areas with inadequate erosion prevention and sediment control protection;
6. Evidence of any sediment leakage through erosion control fencing or containment dikes;
7. Soil piles and other earthen materials which are unprotected or located in drainage way;
8. Spilled and improperly stored chemicals, paint, fuel, oil, solvents, sealants, etc.;
9. Upstream runoff diversion structures (in-place and operational);

10. Any evidence of sediment tracking from construction equipment;
11. Any signs of soil erosion or deposition downgradient from runoff discharges; and
12. Sediment accumulation within on-site storm water drainage control facilities.

The Discharger shall maintain a site inspection logbook noting the date of the inspection, the inspector's name and position title, and problem areas discovered for each inspection performed. The inspection log shall be made available to Regional Board staff for review if so requested.

B. Storm Water Monitoring

Dischargers of storm water associated with construction activity shall conduct a sampling and analysis program to monitor for sedimentation/siltation and for pollutants not visibly detected in storm water discharges that are known to occur on the construction site and that could cause or contribute to an exceedance of receiving water quality objectives. All sampling and analysis procedures shall be designed to assess whether installed and maintained BMPs prevent sediment and other pollutant discharges from contributing to receiving water impairment.

Sediment and other pollutant samples shall be collected during daylight hours during the first two hours of storm events that result in a direct discharge to surface water. Surface water includes any storm water conveyance directly connected to an ephemeral or perennial drainage way, stream, stream environment zone, or lake. The surface water may be outside the project area. All sampling, sample preservation, and analysis must be conducted according to test procedures specified in 40 CFR Part 136. All sampling equipment shall be used and calibrated according to manufacturers specifications. All field and laboratory analytical data shall be kept at the construction site at all times with the SWPPP document.

Sedimentation/Siltation

- a. Samples shall be analyzed for Settleable Solids (ml/L) and Turbidity (NTU).
- b. No more than four samples need be collected per month.
- c. All samples shall be representative of the prevailing conditions of both the discharge and the receiving water.
- d. Samples shall be collected from accessible locations upstream of the construction site and immediately downstream of the last discharge point.

Not Visually Detectable Pollutants

- a. The Discharger shall implement sampling for non-visual pollutants that are not stored in water tight roof or inside a building.
- b. Sampling and Analysis procedures shall be designed to determine whether the installed and maintained BMPs prevent discharge of pollutants from contributing to receiving water impairment.
- c. Any observed breach, malfunction, leakage, or spill that could result in a non-visual pollutant discharge to surface waters shall trigger sample collection.

- d. Samples shall be collected at all discharge locations that drain the areas impacted by pollutant discharge identified by visual inspection.
- e. A sufficiently large storm water sample that has not contacted disturbed soil or the pollutant source (uncontaminated sample) shall be collected for comparison with the discharge sample.
- f. Analysis may include, but are not limited to indicator parameters such as pH, specific conductance, dissolved oxygen, conductivity, and TDS.

Examples of construction sites that may require sampling and analysis include: sites that are known to have contaminants spilled or spread on the ground; sites where construction practices include the application of soil amendments, such as gypsum, that can increase runoff pH; or sites that have uncovered stockpiles of material exposed to storm water. Visual observations before, during, and after storm events may trigger a sampling event.

C. Annual Reporting

At the end of each construction season the Discharger shall submit a report to the Regional Board containing, at minimum, the following information:

1. The project name and location;
2. Any significant problem(s) which occurred during project construction and remedial measures planned or implemented;
3. Analytical results from storm water samples collected pursuant to Paragraph B.
4. Certification that the site has been winterized in accordance with BMPs for erosion prevention and sediment control;
5. Certification that the construction project site is in compliance with the conditions of the general permit and the SWPPP. This certification shall be signed by a Civil Engineer registered in the State of California. This certification should be based upon site inspections required in Paragraph A.

This report shall be submitted to the Regional Board on or before November 30 of each year before completion of the construction project.

D. Restoration Monitoring and Reporting

For restoration projects, the Notice of Applicability may require additional monitoring and reporting. For a list of common elements that may be included as required for additional monitoring, refer to Attachment "C".

A report shall be submitted to the Regional Board on or before October 31 of each year, for three years, following the completion of the project. This report shall contain an update of the current status of the site and the success of additional monitoring efforts. For projects that involve establishing a vegetative cover, for the purposes of mitigation, restoration, stormwater treatment and/or erosion control, the report shall describe the success of the revegetation efforts. If any of the annual reports indicate that the annual performance criteria is not being met, the project proponent shall submit a plan and schedule in accordance

with the previously submitted Contingency Plan for Regional Board staff review and approval.

E. Final Monitoring Report

Following completion of project construction, the Discharger shall submit a final monitoring report to the Regional Board containing, at minimum, the following information:

1. Details of any modification of the construction plans for the proposed storm water collection treatment, or disposal facilities or restoration work;
2. Details on any change in the amount of impervious coverage for the project site;
3. Any significant problem(s) which occurred during project construction and remedial measures planned or implemented;
4. A statement certifying that on-site soil stabilization and revegetation measures have been completed; and
5. Certification that construction activity has been completed, that the project was constructed in strict accordance with the specifications in all elements of the SWPPP, that construction and equipment maintenance waste have been disposed properly, that the site is in compliance with all local storm water management requirements including erosion prevention and sediment control requirements, policies, and guidelines, and that the project site is in compliance with the conditions of the general permit. This certification shall be signed by a Civil Engineer registered in the State of California.

The final report shall be signed and dated by the property owner, or the property owner's legal representative, and submitted to the Regional Board within 30 days of project completion.

Records of all inspections (including the inspection log book), compliance certificates, monitoring reports, and noncompliance reporting must be maintained by the project proponent for a period of at least three years.

These Monitoring and Reporting Program requirements may be modified or amended in the future by action of the Regional Board Executive Officer.

Ordered by _____
HAROLD J. SINGER
EXECUTIVE OFFICER

Date: _____

ATTACHMENT "H"

State of California
California Regional Water Quality Control Board-Lahontan Region

REQUEST FOR PERMIT REVOCATION

FOR COVERAGE UNDER THE NPDES GENERAL PERMIT NO. CAG616002
FOR DISCHARGES OF STORM WATER RUNOFF
ASSOCIATED WITH CONSTRUCTION ACTIVITY
IN THE LAKE TAHOE HYDROLOGIC UNIT
EL DORADO, PLACER, AND ALPINE COUNTIES

Submission of this Request for Permit Revocation constitutes notice that the owner (and his/her agent) of the site identified on this form is no longer authorized to discharge storm water associated with construction activity by NPDES General Permit No. CAG616002.

I. WDID NO. _____

II. OWNER

COMPANY NAME	CONTACT PERSON		
STREET ADDRESS	TITLE		
CITY	STATE	ZIP	PHONE

III. CONSTRUCTION SITE INFORMATION

A. DEVELOPER NAME	CONTACT PERSON		
STREET ADDRESS	TITLE		
CITY	STATE	ZIP	PHONE

B. SITE ADDRESS	COUNTY		
CITY	STATE	ZIP	PHONE

IV. BASIS OF REVOCATION

_____ 1. The construction project is complete and all of the following conditions have been met.

- The construction project is complete and there is no potential for construction related storm water pollution.
- Construction materials and waste have been disposed of properly.
- All elements of the SWPPP have been completed.
- Permanent BMPs have been installed.
- Information required by the Monitoring and Reporting Program has been submitted.

Date of project completion ____/____/____

_____ 2. There is a new owner of the identified site. Date of owner transfer ____/____/____

Was the new owner notified of the General Permit requirements? YES ____ NO ____

NEW OWNER INFORMATION

COMPANY NAME _____	CONTACT PERSON _____
STREET ADDRESS _____	TITLE _____
CITY _____	STATE _____ ZIP _____ PHONE _____

V. EXPLANATION OF BASIS OF REVOCATION (Attach site photographs - see instructions).

VI. CERTIFICATION:

I certify under penalty of law that all storm water discharges associated with construction activity from the identified site that are authorized by NPDES General Permit No. CAG616002 have been eliminated or that I am no longer the owner of the site. I understand that by submitting this Request for Revocation Form, I am no longer authorized to discharge storm water associated with construction activity under the General Permit, and that discharging pollutants in storm water associated with construction activity to waters of the United States is unlawful under the Clean Water Act where the discharge is not authorized by a NPDES permit. I also understand that the submittal of this Request for Permit Revocation does not release an owner from liability for any violations of the General Permit or the Clean Water Act.

PRINTED NAME _____ TITLE _____

SIGNATURE: _____ DATE ____/____/____

REGIONAL WATER BOARD USE ONLY

This Request for Permit Revocation has been reviewed, and I recommend revocation of coverage under the General Permit.

PRINTED NAME _____ TITLE _____

SIGNATURE: _____ DATE ____/____/____

ROUTE TO SWIM COORDINATOR AFTER REVOCATION IS APPROVED

State of California
California Regional Water Quality Control Board-Lahontan Region

**INSTRUCTIONS FOR COMPLETING
REQUEST FOR PERMIT REVOCATION**

Who May File

Dischargers who are presently covered under NPDES General Permit No. CAG616002 for discharge of storm water associated with construction activity may submit a Request for Permit Revocation when they meet one of the following criteria.

1. The construction project has been completed and all of the following conditions have been met: (1) the construction project is complete and there is no potential for construction related storm water pollution, (2) construction materials and waste have been disposed of properly, (3) all elements of the SWPPP have been completed, (4) permanent BMPs have been installed, (5) information required by the attached Monitoring and Reporting Program has been submitted, and (6) Regional Board staff have inspected the site if necessary.
2. There is a new owner of the identified site. If ownership or operation of the facility has been transferred then the previous owner must submit a Request for Permit Revocation and the new owner must submit a Notice of Intent for coverage under the General Permit. The date of transfer and information on the new owner should be provided. Note that the previous owner may be liable for discharge from the site until the new owner files a Notice of Intent for coverage under the General Permit.

Where to File

Submit the Request for Permit Revocation to the Executive Officer of the Regional Water Quality Control Board-Lahontan Region located at 2501 Lake Tahoe Boulevard, South Lake Tahoe, CA 96150. Submittal of the Request for Permit Revocation does not guarantee that permit coverage will be revoked and outstanding invoices are still valid. If the Executive Officer, or his designated staff, agrees with the basis of revocation, your permit will be revoked. (The Regional Water Board may also inspect your site prior to accepting the basis of revocation.) Approval of the Request for Permit Revocation does not relieve you from paying any applicable outstanding invoices. If the Executive Officer, or his designated staff, does not agree with the basis of revocation, the Request for Permit Revocation will be returned and reasons for denial will be provided in a written notification.

LINE-BY-LINE INSTRUCTIONS

All necessary information must be provided on the form. Type or print in the appropriate areas only. Submit additional information, if necessary, on a separate sheet of paper.

SECTION I--WDID NO.

The WDID No. is a number assigned to each discharger covered under the General Permit. If you do not know your WDID No., please call the Lahontan Regional Water Quality Control Board at (530) 542-5400 and request it before submitting the Request for Permit Revocation.

SECTION II--OWNER

Enter the owner of the construction site's official or legal name (This should correspond with the name on the Notice of Intent submitted for the site), address of the owner, contact person, and contact person's title and telephone number.

SECTION III--CONSTRUCTION SITE INFORMATION

In Part A, enter the name of the developer (or general contractor), address, contact person, and contact person's title and telephone number. The contact person should be the construction site manager completely familiar with the construction site and charged with compliance and oversight of the general permit. This information should correspond with information on the Notice of Intent submitted for the site.

In Part B, enter the address, county, and telephone number (if any) of the construction site. Construction sites that do not have a street address must attach a legal description of the site.

SECTION IV--BASIS OF REVOCATION

Check the category which best defines the basis of your termination request. See the discussion of the criteria in the Who May File section of these instructions. Provide dates and other information requested. Use the space under Explanation of Basis of Revocation heading.

SECTION V--EXPLANATION OF BASIS OF REVOCATION

Please explain the basis or reasons why you believe your construction site is not required to comply with the General Permit. To support your explanation, on a separate sheet, provide a site map and photographs of your site. Include photographs that show BMP installation and site revegetation and stabilization efforts.

SECTION VI--CERTIFICATION

This section must be completed by the owner of the site.

The Request for Permit Revocation must be signed by:

For a Corporation: a responsible corporate officer

For a Partnership or Sole Proprietorship: a general partner or the proprietor, respectively.

For a Municipality, State, or other Non-Federal Public Agency: either a principal executive officer or ranking elected official

For a Federal Agency: either the chief or senior executive officer of the agency

ATTACHMENT "I"

State of California
California Regional Water Quality Control Board-Lahontan Region

NOTICE OF INTENT

TO COMPLY WITH THE LAKE TAHOE HYDROLOGIC UNIT
WASTE DISCHARGE REQUIREMENTS AND
GENERAL NPDES CONSTRUCTION ACTIVITY STORMWATER PERMIT
(BOARD ORDER R6T-2005-0007, WDID CAG616002)

I. NOI STATUS

MARK ONLY ONE ITEM	<input type="checkbox"/>	1. New Construction	<input type="checkbox"/>	2. Change of Information for WDID#	<input type="text"/>
--------------------	--------------------------	---------------------	--------------------------	------------------------------------	----------------------

II. PROPERTY OWNER

Name	Contact Person		
Mailing Address	Title		
City	State	Zip	Phone () --

III. DEVELOPER/CONTRACTOR INFORMATION

Developer/Contractor	Contact Person		
Mailing Address	Title		
City	State	Zip	Phone () --

IV. BILLING INFORMATION

<input type="checkbox"/> SEND BILL TO: <input type="checkbox"/> OWNER (as in II. above)	Name	Contact Person	
<input type="checkbox"/> DEVELOPER	Mailing Address	Phone/Fax	
<input type="checkbox"/> OTHER (enter information at right)	City	State	Zip

V. CONSTRUCTION PROJECT INFORMATION

Site/Project Name		Site Contact Person		
Physical Address/Location		Latitude 0	Longitude 0	County
City (or nearest City)		Zip	Site Phone Number ()	Emergency Phone Number ()
A. Total size of construction site area: _____ Acres	C. Percent of site imperviousness (including rooftops): Before Construction _____%		D. Tract Number/s: _____, _____	
B. Total area to be disturbed: _____ Acres (% of total _____)	After Construction _____%		E. Mile Post Marker: _____	
F. Is the construction site part of a larger common plan of development or sale? Y <input type="checkbox"/> N <input type="checkbox"/>			G. Name of plan or development:	
H. Construction commencement date: ____/____/____		J. Projected construction dates: Complete grading ____/____/____ Complete project ____/____/____		
I. % of site to be mass graded:				
K. Type of Construction (Check all that apply) Residential Commercial Industrial Reconstruction Transportation Restoration		Utility (Please explain): _____ Other (Please explain): _____		

VI. REGULATORY STATUS

Does your project involve dredging or fill in waters of the United States, subject to U.S. Army Corps of Engineers permitting requirements under Clean Water Act Section 404?

If yes, you are required to obtain a 401 Water Quality Certification from the Regional Board. Have you submitted a completed Water Quality Certification Application? The Clean Water Act §401 Water Quality Certification Application Form is available at <http://www.swrcb.ca.gov/cwa401/docs/applicationform.doc>.

VII. DISTURBANCE TO SEZ (STREAM ENVIRONMENT ZONE)

If your project involves new disturbance or fill in an SEZ, you are required to obtain an Exemption to a Basin Plan Prohibition that prohibits disturbance in SEZs. In order to qualify for an Exemption, you must present information with your application that allows the Regional Board or the Executive Officer to determine that the project meets the necessary findings required to grant an Exemption. (Refer to Page 5.8-7 for a list of the exemption criteria.)

Does the project involve disturbance to a stream environment zone? __ YES __ NO

If yes, provide the amount (in square feet) of new disturbance in an SEZ: _____ square feet

If yes, provide the amount (in cubic yards) of fill in an SEZ: _____ cubic yards

Exemption findings to allow new SEZ disturbance require that the project includes restoration of SEZ lands in an amount 1.5 times the area of SEZ developed or disturbed by the project. The 1.5:1 restoration requirement does not apply to erosion control projects, habitat or SEZ restoration projects, or wetland rehabilitation. The project description and site map submitted with your application should clearly identify the location and amount of SEZ restoration.

VIII. RECEIVING WATER INFORMATION

A. Does the storm water runoff from the construction site discharge to (Check all that apply):

1. **Indirectly to waters of the U.S.**

2. **Storm drain system - Enter owner's name:** _____

3. **Directly to waters of U.S. (e.g. , river, lake, creek, bay, ocean)**

B. Name of receiving water: (river, lake, creek, stream, bay, ocean): _____

IX. IMPLEMENTATION OF NPDES PERMIT REQUIREMENTS

A. STORM WATER POLLUTION PREVENTION PLAN (SWPPP)

The SWPPP must be accepted by the Executive Officer before authorizing discharge under this General Permit. (If your report of waste discharge does not include a SWPPP, your application will be deemed incomplete.)

A SWPPP has been prepared and submitted to the Regional Board as part of this report of waste discharge.

This report of waste discharge does not contain a SWPPP.

B. MONITORING PROGRAM

To comply with the conditions of this General Permit, you must prepare a monitoring and maintenance schedule that includes inspection of construction BMPs before anticipated storm events and after actual storm events. The monitoring and maintenance plan must be available for review. If the project is a Restoration project, additional monitoring, including a vegetative cover survey, is required.

As part of this project, a stormwater monitoring plan for sedimentation/siltation and for pollutants not visibly detected in storm water discharges has been prepared and will be implemented when appropriate. Yes No

The project is a Restoration-type project and requires additional monitoring requirements. A Restoration Monitoring and Reporting Program has been prepared and submitted as part of this application. Yes No

Provide the name and contact information for the person that has been assigned responsibility for stormwater sampling and/or restoration monitoring.

Name: _____ Phone: _____

C. PERMIT COMPLIANCE RESPONSIBILITY

A qualified person must be assigned responsibility to ensure full compliance with the General Permit, and to implement all elements of the Storm Water Pollution Prevention Plan. Provide the name and contact information for the person that has been assigned responsibility for 1) conducting pre-storm and post-storm BMP inspections to identify effectiveness and necessary repairs or design changes, 2) preparing the Annual Report due at the end of each construction season, 3) implementing restoration and monitoring reporting if applicable, and 4) preparing the Final Monitoring Report.

Name: _____ Phone: _____

X. MATERIAL HANDLING/MANAGEMENT PRACTICES

A. Types of materials that will be handled and/or stored at the site during construction:			
Solvents	Metal	Petroleum Products	Plated Products
Asphalt/Concrete	Hazardous Substances	Paint	Wood Treated Products
Other (Please list)			
B. Identify proposed management practices to reduce pollutants in storm water discharges (Check all that apply)			
Oil/Water Separator	Erosion Controls	Sedimentation Controls	Overhead Coverage
Detention Pond	Other (Please list)		

XI. VICINITY MAP AND FEE (must show site location in relation to nearest named streets, intersections, etc.)

Have you included a vicinity map with this submittal? _____	YES <input type="checkbox"/>	NO <input type="checkbox"/>
Have you included payment of the annual fee with this submittal _____	YES <input type="checkbox"/>	NO <input type="checkbox"/>

XII. CERTIFICATIONS

<p>“I certify under penalty of law that this document and all attachments were prepared under my direction and supervision in accordance with a system designed to assure that qualified personnel properly gather and evaluate the information submitted. Based on my inquiry of the person or persons who manage the system, or those persons directly responsible for gathering the information, the information submitted is, to the best of my knowledge and belief, true, accurate, and complete. I am aware that there are significant penalties for submitting false information, including the possibility of fine or imprisonment. In addition, I certify that the provisions of the permit, including the development and implementation of a Storm Water Pollution Prevention Plan and a Monitoring Program Plan will be complied with.”</p>	
Printed Name: _____	_____
Signature: _____	Date: _____
Title: _____	_____

APPENDIX E

TAHOE REGIONAL PLANNING AGENCY

PERMIT

(NOT AVAILABLE AT TIME OF PRINTING)

APPENDIX F

**U.S. DEPARTMENT OF AGRICULTURE
FOREST SERVICE**

SPECIAL USE PERMIT

Authorization ID: ELD100319
Contact ID: ELDORADO COUNTY
Expiration Date: 12/31/2019
Use Code: 921

FS-2700-4 (03/06)
OMB 0596-0082

**U.S. DEPARTMENT OF AGRICULTURE
Forest Service
SPECIAL USE PERMIT
AUTHORITY:
FEDERAL LAND POLICY AND MGMT ACT, AS AMENDED October 21, 1976**

EL DORADO COUNTY DEPT OF TRANSPORTATION, 924 Emerald Bay Road, South Lake Tahoe, CA 96150 (hereinafter called the Holder) is hereby authorized to use or occupy National Forest System lands, to use subject to the conditions set out below, on the Lake Tahoe Basin Management Unit of the National Forest System.

This permit covers 1.08 acres (47,135 square feet) and is located in: Mt. Diablo Meridian, T. 11 N., R 18 E., secs. 5, 8, and 17, T. 12 N., R. 18 E., sec. 32, as shown on the location map attached to and made a part of this permit (Exhibits A and B), and is issued for the purpose of:

Constructing and maintaining erosion control structures on National Forest System lands funded through the Christmas Valley Erosion Control Grant program.

The Christmas Valley subdivision Erosion Control Project includes 27 Forest Service lots located in a portion of the Grass Lake Creek, Big Meadow, and Upper Truckee River watersheds. The permit will cover

1. The reauthorization of existing improvements for Christmas Valley I and
2. The addition of 12 parcels for construction of erosion control improvements associated with Christmas Valley II. Construction for Christmas Valley II A will occur in 2009 and construction on the remaining ten parcels for Christmas Valley II B will occur 2010.

These improvements include the following permanent structures and other improvements requiring long-term maintenance by the county:

1. Revegetation of channels and barren slopes
2. Ditch improvement
3. Slope, channel and road shoulder stabilization
4. Culvert replacement/installation
5. Construction of vegetated swales
6. Flow spreading onto Stream Environment Zone (SEZ) of LTBMU parcels
7. Sediment capture
8. Curb and gutter installation
9. Installation of HDPE pipe, flared end section, rock dissipaters, and infiltration channels.

Improvements for Christmas Valley I totaling 0.81 acres were installed in 2007.
Construction for Christmas Valley II will occur in 2009-2011 with temporary disturbances

totaling 0.2 acres and permanent improvements totaling 0.27 acres. During construction of Christmas Valley II A and B temporary disturbance of National Forest System Urban Lots will be allowed for up to a period of three years, upon close of this time frame all temporary disturbance will be rehabilitated.

For details about temporary and permanent improvements please refer to Exhibit C – Existing and Proposed Improvements on National Forest System Lands; and Exhibit D – Map Set.

This project will address surface flows from untreated storm runoff flowing through eroding roadside ditches and eroding stream channels which will reduce erosion and sediment runoff into streams

The above described or defined area shall be referred to herein as the "permit area".

TERMS AND CONDITIONS

I. AUTHORITY AND GENERAL TERMS OF THE PERMIT

A. Authority. This permit is issued pursuant to the authorities enumerated at Title 36, Code of Federal Regulations, Section 251 Subpart B, as amended. This permit, and the activities or use authorized, shall be subject to the terms and conditions of the Secretary's regulations and any subsequent amendment to them.

B. Authorized Officer. The authorized officer is the Forest Supervisor or a delegated subordinate officer.

C. License. This permit is a license for the use of federally owned land and does not grant any permanent, possessory interest in real property, nor shall this permit constitute a contract for purposes of the Contract Disputes Act of 1978 (41 U.S.C. 611). Loss of the privileges granted by this permit by revocation, termination, or suspension is not compensable to the holder.

D. Amendment. This permit may be amended in whole or in part by the Forest Service when, at the discretion of the authorized officer, such action is deemed necessary or desirable to incorporate new terms, conditions, and stipulations as may be required by law, regulation, land management plans, or other management decisions.

E. Existing Rights. This permit is subject to all valid rights and claims of third parties. The United States is not liable to the holder for the exercise of any such right or claim.

F. Nonexclusive Use and Public Access. Unless expressly provided for in additional terms, use of the permit area is not exclusive. The Forest Service reserves the right to use or allow others to use any part of the permit area, including roads, for any purpose, provided, such use does not materially interfere with the holder's authorized use. A final determination of conflicting uses is reserved to the Forest Service.

G. Forest Service Right of Entry and Inspection. The Forest Service has the right of unrestricted access of the permitted area or facility to ensure compliance with laws, regulations, and ordinances and the terms and conditions of this permit.

H. Assignability. This permit is not assignable or transferable. If the holder through death, voluntary sale or transfer, enforcement of contract, foreclosure, or other valid legal proceeding ceases to be the owner of the improvements, this permit shall terminate.

I. Permit Limitations. Nothing in this permit allows or implies permission to build or maintain any structure or facility, or to conduct any activity unless specifically provided for in this permit. Any use not specifically identified in this permit must be approved by the authorized officer in the form of a new permit or permit amendment.

II. TENURE AND ISSUANCE OF A NEW PERMIT

A. Expiration at the End of the Authorized Period. This permit will expire at midnight on **12/31/2019**. Expiration shall occur by operation of law and shall not require notice, any decision document, or any environmental analysis or other documentation.

B. Minimum Use or Occupancy of the Permit Area. Use or occupancy of the permit area shall be exercised at least 365 days each year, unless otherwise authorized in writing under additional terms of this permit.

C. Notification to Authorized Officer. If the holder desires issuance of a new permit after expiration, the holder shall notify the authorized officer in writing not less than six (6) months prior to the expiration date of this permit.

D. Conditions for Issuance of a New Permit. At the expiration or termination of an existing permit, a new permit may be issued to the holder of the previous permit or to a new holder subject to the following conditions:

1. The authorized use is compatible with the land use allocation in the Forest Land and Resource Management Plan.
2. The permit area is being used for the purposes previously authorized.
3. The permit area is being operated and maintained in accordance with the provisions of the permit.
4. The holder has shown previous good faith compliance with the terms and conditions of all prior or other existing permits, and has not engaged in any activity or transaction contrary to Federal contracts, permits laws, or regulations.

E. Discretion of Forest Service. Notwithstanding any provisions of any prior or other permit, the authorized officer may prescribe new terms, conditions, and stipulations when a new permit is issued. The decision whether to issue a new permit to a holder or successor in interest is at the absolute discretion of the Forest Service.

F. Construction. Any construction authorized by this permit may commence immediately and shall be completed by **December 31, 2011**. If construction is not completed within the prescribed time, this permit may be revoked or suspended.

III. RESPONSIBILITIES OF THE HOLDER

A. Compliance with Laws, Regulations, and other Legal Requirements. The holder shall comply with all applicable Federal, State, and local laws, regulations, and standards, including but not limited to, the Federal Water Pollution Control Act, 33 U.S.C. 1251 *et seq.*, the Resource Conservation and Recovery Act, 42 U.S.C. 6901 *et seq.*, the Comprehensive Environmental Response, Compensation, and Liability Act, 42 U.S. C. 9601 *et seq.*, and other relevant environmental laws, as well as public health and safety laws and other laws relating to the siting, construction, operation, and maintenance of any facility, improvement, or equipment on the property.

B. Plans. Plans for development, layout, construction, reconstruction, or alteration of improvements on the permit area, as well as revisions of such plans, must be prepared by a qualified individual acceptable to the authorized officer and shall be approved in writing prior to commencement of work. The holder may be required to furnish as-built plans, maps, or surveys, or other similar information, upon completion of construction.

C. Maintenance. The holder shall maintain the improvements and permit area to standards of repair, orderliness, neatness, sanitation, and safety acceptable to the authorized officer and consistent with other provisions of this authorization. If requested, the holder shall comply with inspection requirements deemed appropriate by the authorized officer.

D. Hazard Analysis. The holder has a continuing responsibility to identify all hazardous conditions on the permit area which would affect the improvements, resources, or pose a risk of injury to individuals. Any non-emergency actions to abate such hazards shall be performed after consultation with the authorized officer. In emergency situations, the holder shall notify the authorized officer of its actions as soon as possible, but not more than 48 hours, after such actions have been taken.

E. Change of Address. The holder shall immediately notify the authorized officer of a change in address.

F. Change in Ownership. This permit is not assignable and terminates upon change of ownership of the improvements or control of the business entity. The holder shall immediately notify the authorized officer when a change in ownership or control of business entity is pending. Notification by the present holder and potential owner shall be executed using Form SF-299 Application for Transportation and Utility Systems and Facilities of Federal Lands, or Form FS-2700-3a, Holder Initiated Revocation of Existing Authorization, Request for a Special Use Permit. Upon receipt of the proper documentation, the authorized officer may issue a permit to the party who acquires ownership of, or a controlling interest in, the improvements or business entity.

IV. LIABILITY

For purposes of this section, "holder" includes the holder's heirs, assigns, agents, employees, and contractors.

A. The holder assumes all risk of loss to the authorized improvements.

B. The holder shall indemnify, defend, and hold the United States harmless for any violations incurred under any such laws and regulations or for judgments, claims, or demands assessed against the United States in connection with the holder's use or occupancy of the property. The holder's indemnification of the United States shall include any loss by personal injury, loss of life or damage to property in connection with the occupancy or use of the property during the term of this permit. Indemnification shall include, but is not limited to, the value of resources damaged or destroyed; the costs of restoration, cleanup, or other mitigation; fire suppression or other types of abatement costs; third party claims and judgments; and all administrative, interest, and other legal costs. This paragraph shall survive the termination or revocation of this authorization, regardless of cause.

C. The holder has an affirmative duty to protect from damage the land, property, and interests of the United States.

D. In the event of any breach of the conditions of this authorization by the holder, the authorized officer may, on reasonable notice, cure the breach for the account at the expense of the holder. If the Forest Service at any time pays any sum of money or does any act which will require payment of money, or incurs any expense, including reasonable attorney's fees, in instituting, prosecuting, and/or defending any action or proceeding to enforce the United States rights hereunder, the sum or sums so paid by the United States, with all interests, costs and damages shall, at the election of the Forest Service, be deemed to be additional fees hereunder and shall be due from the holder to the Forest Service on the first day of the month following such election.

E. With respect to roads, the holder shall be proportionally liable for damages to all roads and trails of the United States open to public use caused by the holder's use to the same extent as provided above, except that liability shall not include reasonable and ordinary wear and tear.

F. The Forest Service has no duty to inspect the permit area or to warn of hazards and, if the Forest Service does inspect the permit area, it shall incur no additional duty nor liability for identified or non-identified hazards. This covenant may be enforced by the United States in a court of competent jurisdiction.

V. TERMINATION, REVOCATION, AND SUSPENSION

A. General. For purposes of this permit, "termination", "revocation", and "suspension" refer to the cessation of uses and privileges under the permit.

"Termination" refers to the cessation of the permit under its own terms without the necessity for any decision or action by the authorized officer. Termination occurs automatically

when, by the terms of the permit, a fixed or agreed upon condition, event, or time occurs. For example, the permit terminates at expiration. Terminations are not appealable.

"Revocation" refers to an action by the authorized officer to end the permit because of noncompliance with any of the prescribed terms, or for reasons in the public interest. Revocations are appealable.

"Suspension" refers to a revocation which is temporary and the privileges may be restored upon the occurrence of prescribed actions or conditions. Suspensions are appealable.

B. Revocation or Suspension. The Forest Service may suspend or revoke this permit in whole or part for:

1. Noncompliance with Federal, State, or local laws and regulations.
2. Noncompliance with the terms and conditions of this permit.
3. Reasons in the public interest.
4. Abandonment or other failure of the holder to otherwise exercise the privileges granted.

C. Opportunity to Take Corrective Action. Prior to revocation or suspension for cause pursuant to Section V (B), the authorized officer shall give the holder written notice of the grounds for each action and a reasonable time, not to exceed 90 days, to complete the corrective action prescribed by the authorized officer.

D. Removal of Improvements. Prior to abandonment of the improvements or within a reasonable time following revocation or termination of this authorization, the holder shall prepare, for approval by the authorized officer, an abandonment plan for the permit area. The abandonment plan shall address removal of improvements and restoration of the permit area and prescribed time frames for these actions. If the holder fails to remove the improvements or restore the site within the prescribed time period, they become the property of the United States and may be sold, destroyed or otherwise disposed of without any liability to the United States. However, the holder shall remain liable for all cost associated with their removal, including costs of sale and impoundment, cleanup, and restoration of the site.

VI. FEES

A. Termination for Nonpayment. This permit shall automatically terminate without the necessity of prior notice when land use rental fees are 90 calendar days from the due date in arrears.

B. Fees for this use have been exempted or waived in full pursuant to 36 CFR 251.57, or revisions thereto, and direction in FSH 2709.11, chapter 30.

C. Payment Due Date. The payment due date shall be the close of business on N/A of each calendar year payment is due. Payments in the form of a check, draft, or money order are payable to USDA, Forest Service. Payments shall be credited on the date received by the designated Forest Service collection officer or deposit location. If the due date for the fee or fee

calculation statement falls on a non-workday, the charges shall not apply until the close of business on the next workday.

D. Late Payment Interest, Administrative Costs and Penalties Pursuant to 31 U.S.C. 3717, et seq., interest shall be charged on any fee amount not paid within 30 days from the date the fee or fee calculation financial statement specified in this authorization becomes due. The rate of interest assessed shall be the higher of the rate of the current value of funds to the U.S. Treasury (i.e., Treasury tax and loan account rate), as prescribed and published by the Secretary of the Treasury in the Federal Register and the Treasury Fiscal Requirements Manual Bulletins annually or quarterly or at the Prompt Payment Act rate. Interest on the principal shall accrue from the date the fee or fee calculation financial statement is due.

In the event the account becomes delinquent, administrative costs to cover processing and handling of the delinquency will be assessed.

A penalty of 6 percent per annum shall be assessed on the total amount delinquent in excess of 90 days and shall accrue from the same date on which interest charges begin to accrue.

Payments will be credited on the date received by the designated collection officer or deposit location. If the due date for the fee or fee calculation statement falls on a non-workday, the charges shall not apply until the close of business on the next workday.

Disputed fees are due and payable by the due date. No appeal of fees will be considered by the Forest Service without full payment of the disputed amount. Adjustments, if necessary, will be made in accordance with settlement terms or the appeal decision.

If the fees become delinquent, the Forest Service will:

Liquidate any security or collateral provided by the authorization.

If no security or collateral is provided, the authorization will terminate and the holder will be responsible for delinquent fees as well as any other costs of restoring the site to its original condition including hazardous waste cleanup.

Upon termination or revocation of the authorization, delinquent fees and other charges associated with the authorization will be subject to all rights and remedies afforded the United States pursuant to 31 U.S.C. 3711 *et seq.* Delinquencies may be subject to any or all of the following conditions:

Administrative offset of payments due the holder from the Forest Service.

Delinquencies in excess of 60 days shall be referred to United States Department of Treasury for appropriate collection action as provided by 31 U.S.C. 3711 (g), (1).

The Secretary of the Treasury may offset an amount due the debtor for any delinquency as provided by 31 U.S.C. 3720, *et seq.*)

VII. OTHER PROVISIONS

A. Members of Congress. No Member of or Delegate to Congress or Resident Commissioner shall benefit from this permit either directly or indirectly, except when the authorized use provides a general benefit to a corporation.

B. Appeals and Remedies. Any discretionary decisions or determinations by the authorized officer are subject to the appeal regulations at 36 CFR 251, Subpart C, or revisions thereto.

C. Superior Clauses. In the event of any conflict between any of the preceding printed clauses or any provision thereof and any of the following clauses or any provision thereof, the preceding printed clauses shall control.

D. Noxious Weeds. The permit holder shall prepare, in cooperation with the Forest Service, a noxious weed plan for surveying, preventing, reporting, controlling and monitoring noxious weed populations on the authorized areas and within the holder's area of responsibility. These measures may include, where appropriate, equipment inspection for soil, seeds, and vegetative matter, equipment cleaning, and use of weed-free materials (soil, gravel, straw, mulch) and seed mixes. A current list of noxious weeds of concern is available at the Forest Supervisor's Office.

E. Operating Plan. The holder shall provide an Operating Plan and revise the plan when needed. The plan shall be prepared in consultation with the authorized officer or designated representative and cover operation and maintenance of facilities, dates or season of operations, and other information required by the authorized officer to manage and evaluate the occupation and/or use of National Forest System lands. The provisions of the Operating Plan and the annual revisions shall become a part of this authorization and shall be submitted by the holder and approved by the authorized officer or their designated representative(s). This Operating Plan is hereby made a part of the authorization.

F. Surveys, Land Corners. The holder shall protect, in place, all public land survey monuments, private property corners, and Forest boundary markers. In the event that any such land markers or monuments are destroyed in the exercise of the privileges permitted by this authorization, depending on the type of monument destroyed, the holder shall see that they are reestablished or referenced in accordance with (1) the procedures outlined in the "Manual of Instructions for the Survey of the Public Land of the United States," (2) the specifications of the county surveyor, or (3) the specifications of the Forest Service.

Further, the holder shall cause such official survey records as are affected to be amended as provided by law. Nothing in this clause shall relieve the holder's liability for the willful destruction or modification of any Government survey marker as provided at 18 U.S.C. 1858.

G. Timber Payment. All National Forest timber cut or destroyed in the construction of the permitted improvements shall be paid for at current stumpage rates for similar timber in the National Forest. Young-growth timber below merchantable size will be paid for at current damage-appraisal value; and all slash and debris resulting from the cutting or destruction of such timber shall be disposed of as necessary or as the Forest Service may direct.

H. Protection of Habitat of Endangered, Threatened, and Sensitive Species. Location of areas needing special measures for protection of plants or animals listed as threatened or endangered under the Endangered Species Act of 1973, as amended, or as sensitive by the Regional Forester under authority of FSM 2670, derived from ESA Section 7 consultation, may be shown on a separate map, hereby made a part of this authorization, or identified on the ground. Protective and mitigative measures specified by the authorized officer shall be the responsibility of the authorization holder.

If protection measures prove inadequate, if other such areas are discovered, or if new species are listed as Federally threatened or endangered or as sensitive by the Regional Forester, the authorized officer may specify additional protection regardless of when such facts become known. Discovery of such areas by either party shall be promptly reported to the other party.


I. Archaeological-Paleontological Discoveries. The holder shall immediately notify the authorized officer of any and all antiquities or other objects of historic or scientific interest. These include, but are not limited to, historic or prehistoric ruins, fossils, or artifacts discovered as the result of operations under this authorization, and shall leave such discoveries intact until authorized to proceed by the authorized officer. Protective and mitigative measures specified by the authorized officer shall be the responsibility of the holder.

J. Revegetation of Ground Cover and Surface Restoration . The holder shall be responsible for prevention and control of soil erosion and gulying on lands covered by this authorization and adjacent thereto, resulting from construction, operation, maintenance, and termination of the authorized use. The holder shall so construct permitted improvements to avoid the accumulation of excessive heads of water and to avoid encroachment on streams. The holder shall revegetate or otherwise stabilize all ground where the soil has been exposed as a result of the holder's construction, maintenance, operation, or termination of the authorized use and shall construct and maintain necessary preventive measures to supplement the vegetation.

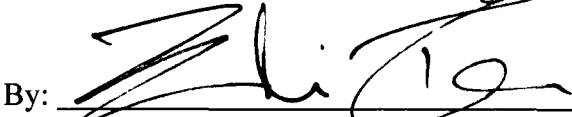
K. Water Rights. This authorization does not convey any legal interest in water rights as defined by applicable State law.

This permit is accepted subject to the conditions set out above.

**EL DORADO COUNTY DEPARTMENT
OF TRANSPORTATION**

By: 
for Steve Kooyman
Supervising Civil Engineer

**U.S. DEPARTMENT OF AGRICULTURE
Forest Service: Lake Tahoe Basin Mgmt Unit**

By: 
for TERRI MARCERON
Forest Supervisor

Date: 08/04/09


Date: 8.7.09

According to the Paperwork Reduction Act of 1995, an agency may not conduct or sponsor, and a person is not required to respond to a collection of information unless it displays a valid OMB control number. The valid OMB control number for this information collection is 0596-0082. The time required to complete this information collection is estimated to average 1 hour per response, including the time for reviewing instructions, searching existing data sources, gathering and maintaining the data needed, and completing and reviewing the collection of information. The U.S. Department of Agriculture (USDA) prohibits discrimination in all its programs and activities on the basis of race, color, national origin, gender, religion, age, disability, political beliefs, sexual orientation, and marital or family status. (Not all prohibited bases apply to all programs.) Persons with disabilities who require alternative means for communication of program information (Braille, large print, audiotape, etc.) should contact USDA's TARGET Center at 202-720-2600 (voice and TDD).

To file a complaint of discrimination, write USDA, Director, Office of Civil Rights, 1400 Independence Avenue, SW, Washington DC 20250-9410 or call toll free (866) 632-9992 (voice). TDD users can contact USDA through local relay or the Federal relay at (800) 877-8339 (TDD) or (866) 377-8642 (relay voice). USDA is an equal opportunity provider and employer.


The Privacy Act of 1974 (5 U.S.C. 552a) and the Freedom of Information Act (5 U.S.C. 552) govern the confidentiality to be provided for information received by the Forest Service.

Exhibit A - General Location Map



0 16,250 32,500 Feet

Exhibit B - Site Map



0 1,400 2,800 Feet

Exhibit C
Christmas Valley I & II - Erosion Control and SEZ Restoration Project
Existing and Proposed Improvements on National Forest System Lands

Christmas Valley I		
APN	Reference Map	Existing / Proposed Improvements
036-370-36	C-1	Rock dissipater
036-481-12	C-2	Flared end section, rock dissipater
036-481-11	C-3	Rock dissipater
036-481-10	C-4	Flared end section, rock dissipater
036-481-03	C-5	HDPE pipe, flared end section, rock dissipater, vegetated swale
036-481-02	C-6	Flared end section, rock dissipater
036-491-03	C-7	Flared end section, rock dissipater, vegetated swale
036-492-02	C-8	Vegetated swale
036-492-03	C-9	Rock dissipater, Vegetated swale
036-501-03	C-10	Rock Dissipater, rock checks, vegetated swale
036-501-05	C-11	Flared end section, rock dissipater, vegetated swale
036-511-01	C-12	Rock dissipater, rock checks, vegetated swale
036-511-02	C-12	Rock dissipater, rock checks, vegetated swale, fill
036-563-01	C-13	Rock dissipater
036-010-14	C-14	Rock dissipater, vegetated swale, bio-retention area, flared end sec.

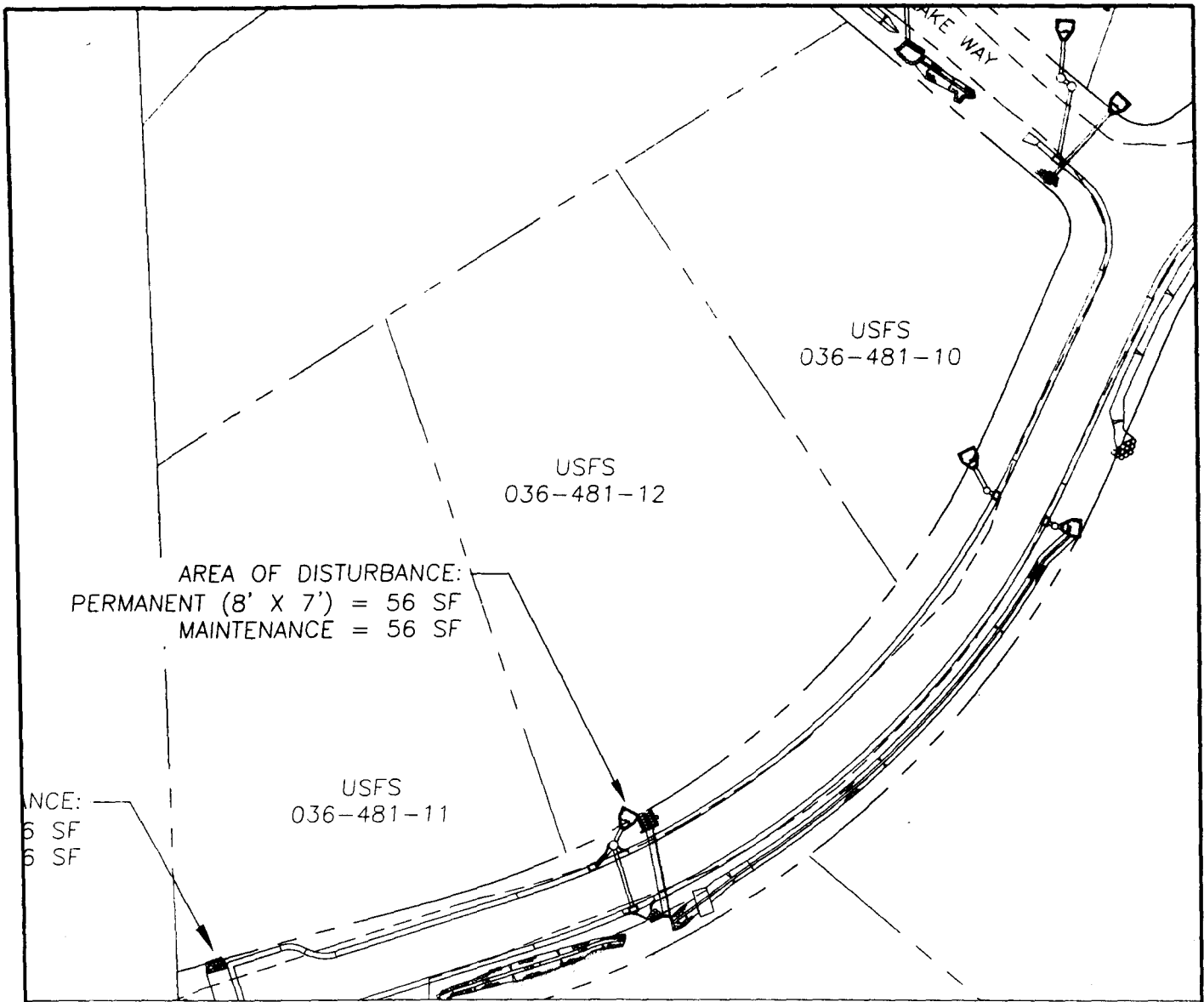
Christmas Valley II

2009 Installation		
035-231-04	D-2	Armored infiltration channel
035-231-05	D-2	Armored infiltration channel, HDPE pipe, flared end section

2010 Installation		
035-262-04	D-1	HDPE Pipe, flared end section, rock dissipater, infiltration channel
035-224-01	D-3	Revegetation, armored infiltration channel
035-212-10	D-4	Rock dissipater, HDPE pipe
036-612-03	D-5	Armored infiltration channel, concrete headwall
036-612-14	D-5	HDPE pipe, concrete headwall, armored infiltration channel
036-010-10	D-6	Armored infiltration channel, grass-lined swale
036-423-02	D-7	Armored infiltration channel, flared end section, HDPE pipe
036-442-05	D-7	Armored infiltration channel, flared end section, HDPE pipe
036-350-50	D-8	Armored infiltration channel, flared end section, HDPE pipe
036-350-53	D-8	Armored infiltration channel, flared end section

Exhibit D

Map Set



AREA OF DISTURBANCE:
 PERMANENT (8' X 7') = 56 SF
 MAINTENANCE = 56 SF

FENCE:
 6 SF
 6 SF

LEGEND

- | | | | |
|---------------|--|-------|--|
| ----- | COUNTY RIGHT-OF-WAY | • | PROPOSED DRAINAGE INLET |
| - - - - - | EXISTING EDGE OF PAVEMENT | • | PROPOSED SDMH |
| _____ | EXISTING HOUSE | - | PROPOSED PIPE WITH FES |
| _____ | EXISTING STORM DRAIN | ===== | PROPOSED CURB & GUTTER,
AC SWALE OR AC DIKE |
| -CLF-CLF-CLF- | CONSTRUCTION LIMIT OR
TREE PROTECTION FENCE | ■ | PROPOSED POROUS PAVEMENT |
| -FF-FF-FF- | TYPE 1, 2, OR 3 FILTER FENCE | ◇ | PROPOSED ROCK DISSIPATOR |
| ○ | PROPOSED SEDIMENT TRAP | | PROPOSED GRADING |

SCALE: 1"=70'



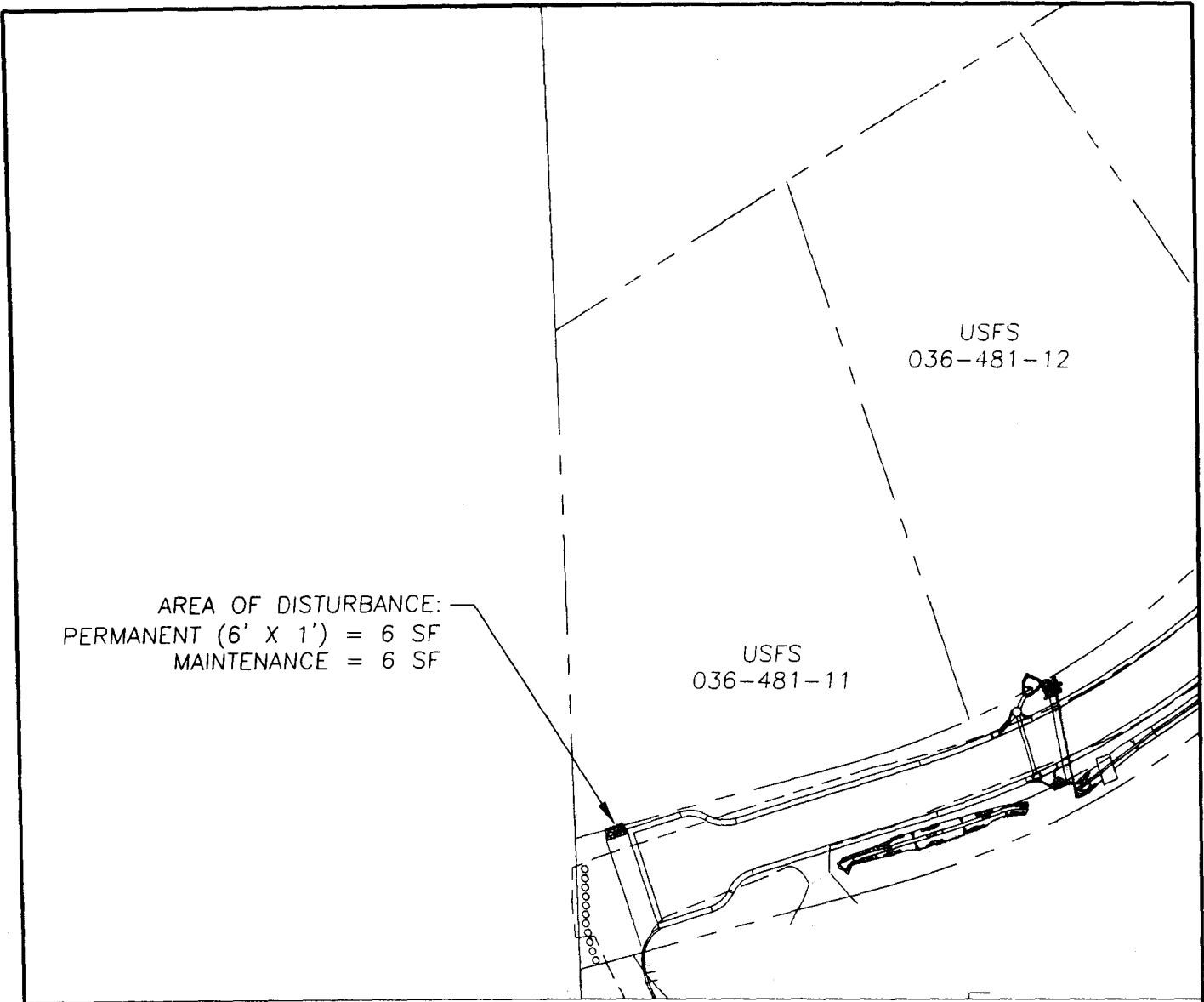
EL DORADO COUNTY
 DEPARTMENT OF TRANSPORTATION

CHRISTMAS VALLEY 1 EROSION CONTROL
 & SEZ RESTORATION PROJECT
 USFS APN: 036-481-12

FIGURE
C-2

DATE: 06/2009	PROJECT NO.: 95151-95188	BY: JTC
---------------	--------------------------	---------

09-1359.B.381 - NETFA 2009 09/09 10:39:24 AM \\117A\271D.SLT.EB-HP8150PCLC




LEGEND

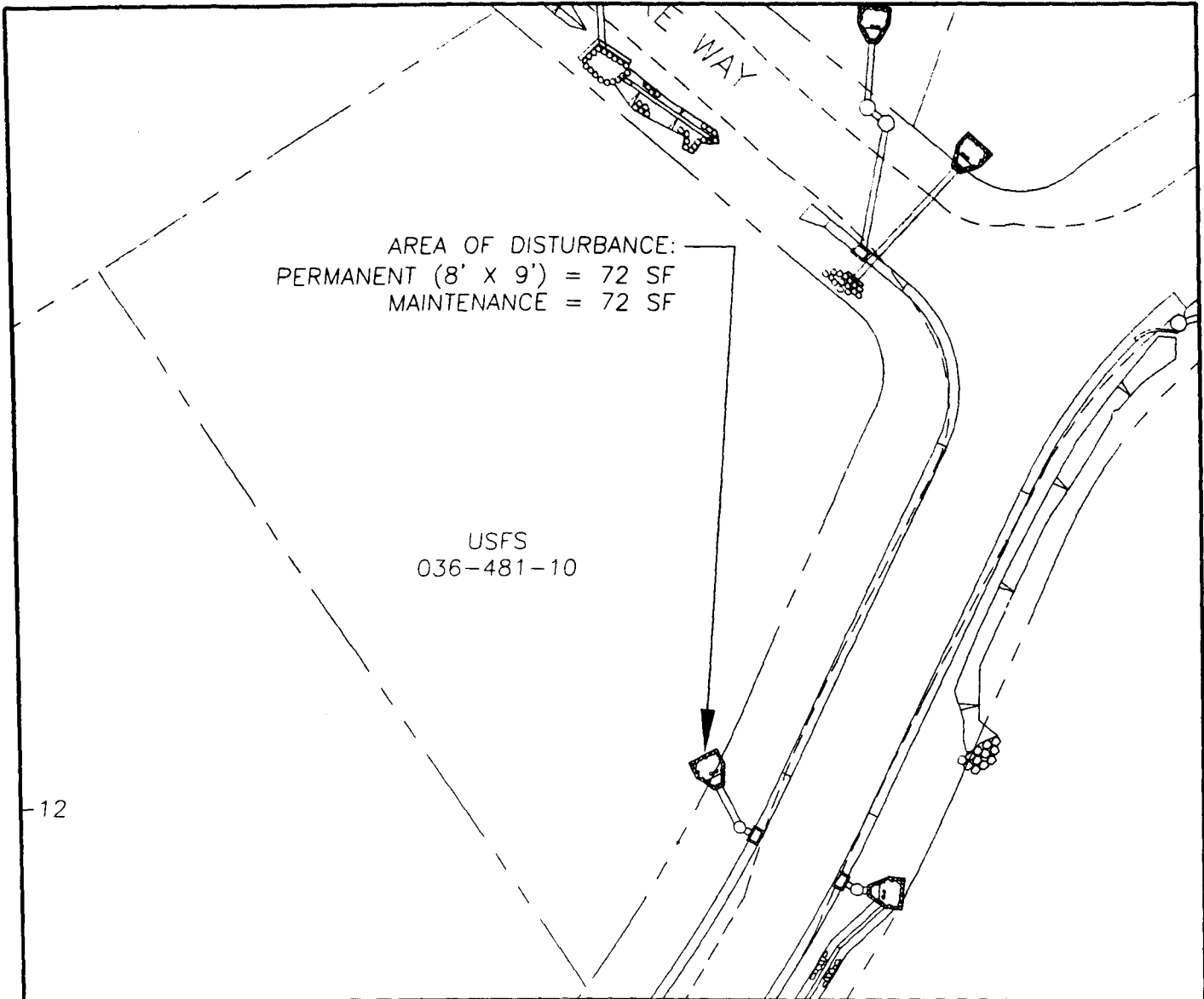
- | | | | |
|-----------------|--|---|--|
| — — — — — | COUNTY RIGHT-OF-WAY | • | PROPOSED DRAINAGE INLET |
| - - - - - | EXISTING EDGE OF PAVEMENT | • | PROPOSED SDMH |
| — | EXISTING HOUSE | — | PROPOSED PIPE WITH FES |
| — | EXISTING STORM DRAIN | — | PROPOSED CURB & GUTTER,
AC SWALE OR AC DIKE |
| — CLF-CLF-CLF — | CONSTRUCTION LIMIT OR
TREE PROTECTION FENCE | ■ | PROPOSED POROUS PAVEMENT |
| — FF-FF-FF — | TYPE 1, 2, OR 3 FILTER FENCE | ▽ | PROPOSED ROCK DISSIPATOR |
| • | PROPOSED SEDIMENT TRAP | ≡ | PROPOSED GRADING |



SCALE: 1"=70'

 EL DORADO COUNTY DEPARTMENT OF TRANSPORTATION	CHRISTMAS VALLEY 1 EROSION CONTROL & SEZ RESTORATION PROJECT USFS APN: 036-481-11		FIGURE: <h1>C-3</h1>
	DATE: 06, 2009	PROJECT NO: 95151/95188	

09-1359.B.382 06/2009 04/2009 10:40:38 AM \\DAS2\TD\SLT\EB\HP8150\PL6




-12

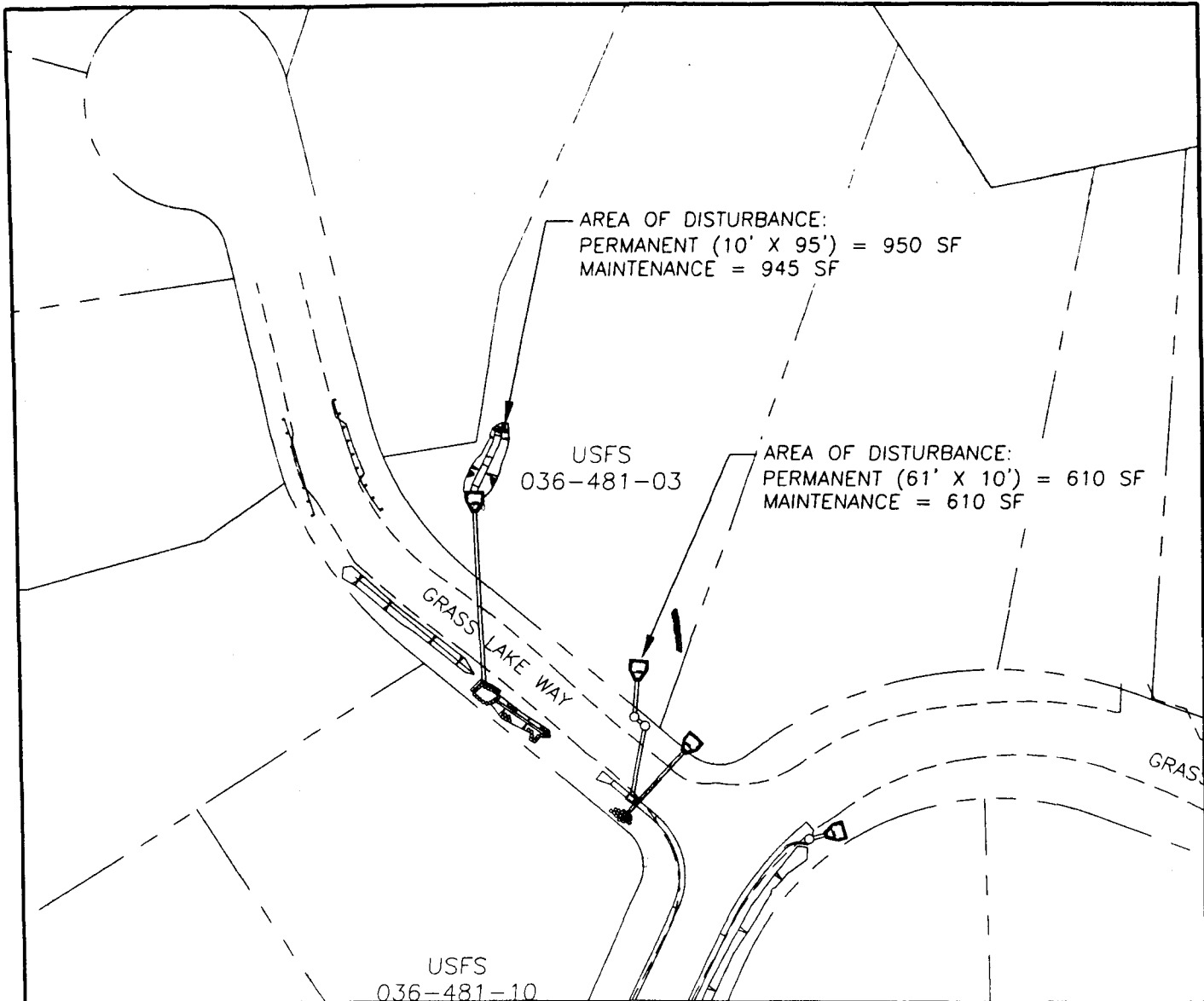
LEGEND

- | | | | |
|---------------|---|-------|---|
| ----- | COUNTY RIGHT-OF-WAY | • | PROPOSED DRAINAGE INLET |
| ----- | EXISTING EDGE OF PAVEMENT | • | PROPOSED SDMH |
| ----- | EXISTING HOUSE | — | PROPOSED PIPE WITH FES |
| ----- | EXISTING STORM DRAIN | ===== | PROPOSED CURB & GUTTER, AC SWALE OR AC DIKE |
| -CLF-CLF-CLF- | CONSTRUCTION LIMIT OR TREE PROTECTION FENCE | ■ | PROPOSED POROUS PAVEMENT |
| -FF-FF-FF- | TYPE 1, 2, OR 3 FILTER FENCE | ▽ | PROPOSED ROCK DISSIPATOR |
| ○ | PROPOSED SEDIMENT TRAP | | PROPOSED GRADING |

SCALE: 1"=40'

 EL DORADO COUNTY DEPARTMENT OF TRANSPORTATION	CHRISTMAS VALLEY 1 EROSION CONTROL & SEZ RESTORATION PROJECT USFS APN: 036-481-10		FIGURE <h1>C-4</h1>
	DATE: 06, 2009	PROJECT NO.: 95151, 95188	

S:\SDSK\proj\95151\img\CEQA-NEPA\PA\CHRT_USFS - NEPA_2009.dwg, 6/4/2009 10:44:59 AM, \TDA\S2\TD-SLT-EB-HP\9150PCL6



LEGEND

- | | | | |
|-----------------|--|-----|--|
| --- | COUNTY RIGHT-OF-WAY | • | PROPOSED DRAINAGE INLET |
| - - - | EXISTING EDGE OF PAVEMENT | • | PROPOSED SDMH |
| --- | EXISTING HOUSE | - | PROPOSED PIPE WITH FES |
| --- | EXISTING STORM DRAIN | == | PROPOSED CURB & GUTTER,
AC SWALE OR AC DIKE |
| - CLF-CLF-CLF - | CONSTRUCTION LIMIT OR
TREE PROTECTION FENCE | ■ | PROPOSED POROUS PAVEMENT |
| - FF-FF-FF - | TYPE 1, 2, OR 3 FILTER FENCE | ▽ | PROPOSED ROCK DISSIPATOR |
| • | PROPOSED SEDIMENT TRAP | ≡≡≡ | PROPOSED GRADING |



SCALE: 1"=70'



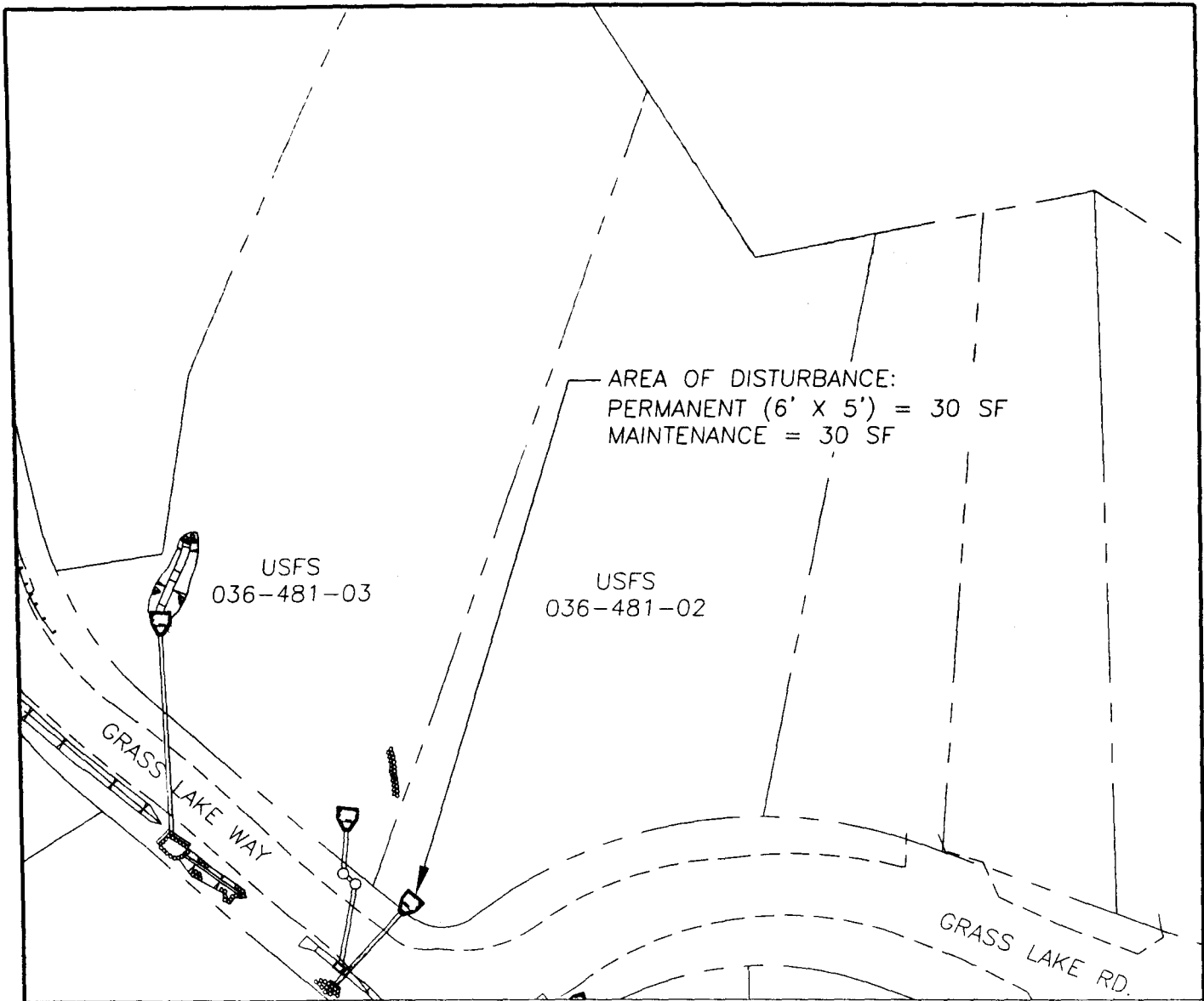
EL DORADO COUNTY
DEPARTMENT OF TRANSPORTATION

CHRISTMAS VALLEY 1 EROSION CONTROL
& SEZ RESTORATION PROJECT
USFS APN: 036-481-03

FIGURE
C-5

DATE: 06, 2009 PROJECT NO.: 95151, 95188 BY: JTC

S:\BUNKING\015251\15109\CEUA\NEPA\CHRI1_USFS_NEPA_2008.dwg, 6/4/2009 10:46:49 AM, ITDAS:ATD-SLT-EB-HP8130PCL6



LEGEND

- | | | | |
|-----------------|--|-----|--|
| --- | COUNTY RIGHT-OF-WAY | • | PROPOSED DRAINAGE INLET |
| - - - | EXISTING EDGE OF PAVEMENT | • | PROPOSED SDMH |
| — | EXISTING HOUSE | — | PROPOSED PIPE WITH FES |
| — | EXISTING STORM DRAIN | — | PROPOSED CURB & GUTTER,
AC SWALE OR AC DIKE |
| — CLF-CLF-CLF — | CONSTRUCTION LIMIT OR
TREE PROTECTION FENCE | ■ | PROPOSED POROUS PAVEMENT |
| — FF-FF-FF — | TYPE 1, 2, OR 3 FILTER FENCE | ▷ | PROPOSED ROCK DISSIPATOR |
| ○ | PROPOSED SEDIMENT TRAP | ≡≡≡ | PROPOSED GRADING |

SCALE: 1"=60'



EL DORADO COUNTY
 DEPARTMENT OF TRANSPORTATION

CHRISTMAS VALLEY 1 EROSION CONTROL
 & SEZ RESTORATION PROJECT
 USFS APN: 036-481-02

FIGURE

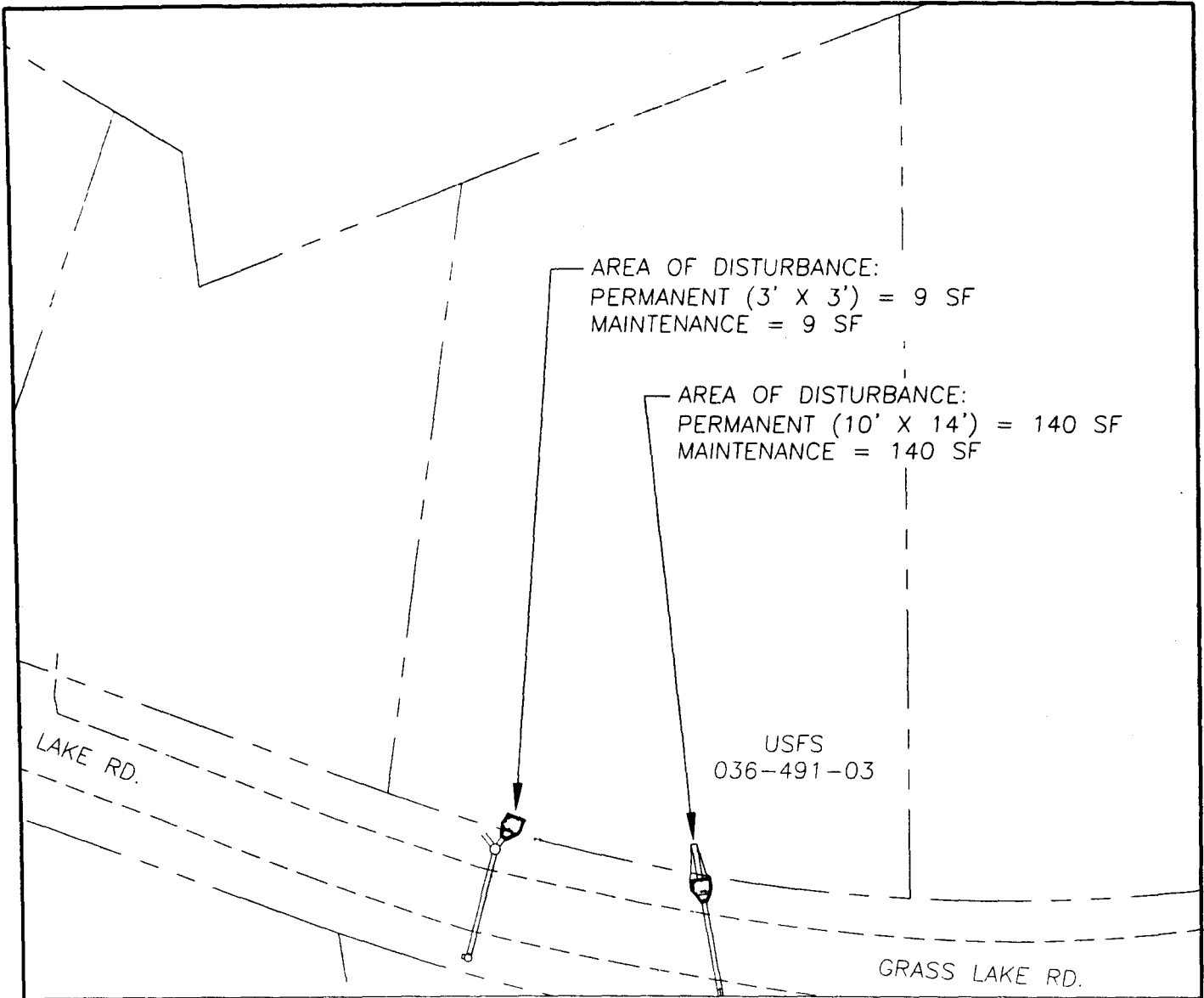
C-6

DATE: 06/2009

PROJECT NO.: 95151-95188

BY: JTC

S:\SUSA\proj\51101\GIS\UEUA\NEPA\NEPA\CHRT1_USFS - NEPA_2009.dwg, 6/4/2009 10:47:49 AM, I:\DAS\ZTD-SLT-EB\H8150\PC16



LEGEND

- | | | | |
|-----------------|--|------|--|
| ----- | COUNTY RIGHT-OF-WAY | • | PROPOSED DRAINAGE INLET |
| - - - - - | EXISTING EDGE OF PAVEMENT | • | PROPOSED SDMH |
| ----- | EXISTING HOUSE | — | PROPOSED PIPE WITH FES |
| ----- | EXISTING STORM DRAIN | ==== | PROPOSED CURB & GUTTER,
AC SWALE OR AC DIKE |
| — CLF-CLF-CLF — | CONSTRUCTION LIMIT OR
TREE PROTECTION FENCE | ■ | PROPOSED POROUS PAVEMENT |
| — FF-FF-FF — | TYPE 1, 2, OR 3 FILTER FENCE | ◊ | PROPOSED ROCK DISSIPATOR |
| • | PROPOSED SEDIMENT TRAP | ≡≡≡ | PROPOSED GRADING |

SCALE: 1"=60'



EL DORADO COUNTY
DEPARTMENT OF TRANSPORTATION

CHRISTMAS VALLEY 1 EROSION CONTROL
& SEZ RESTORATION PROJECT
USFS APN: 036-491-03

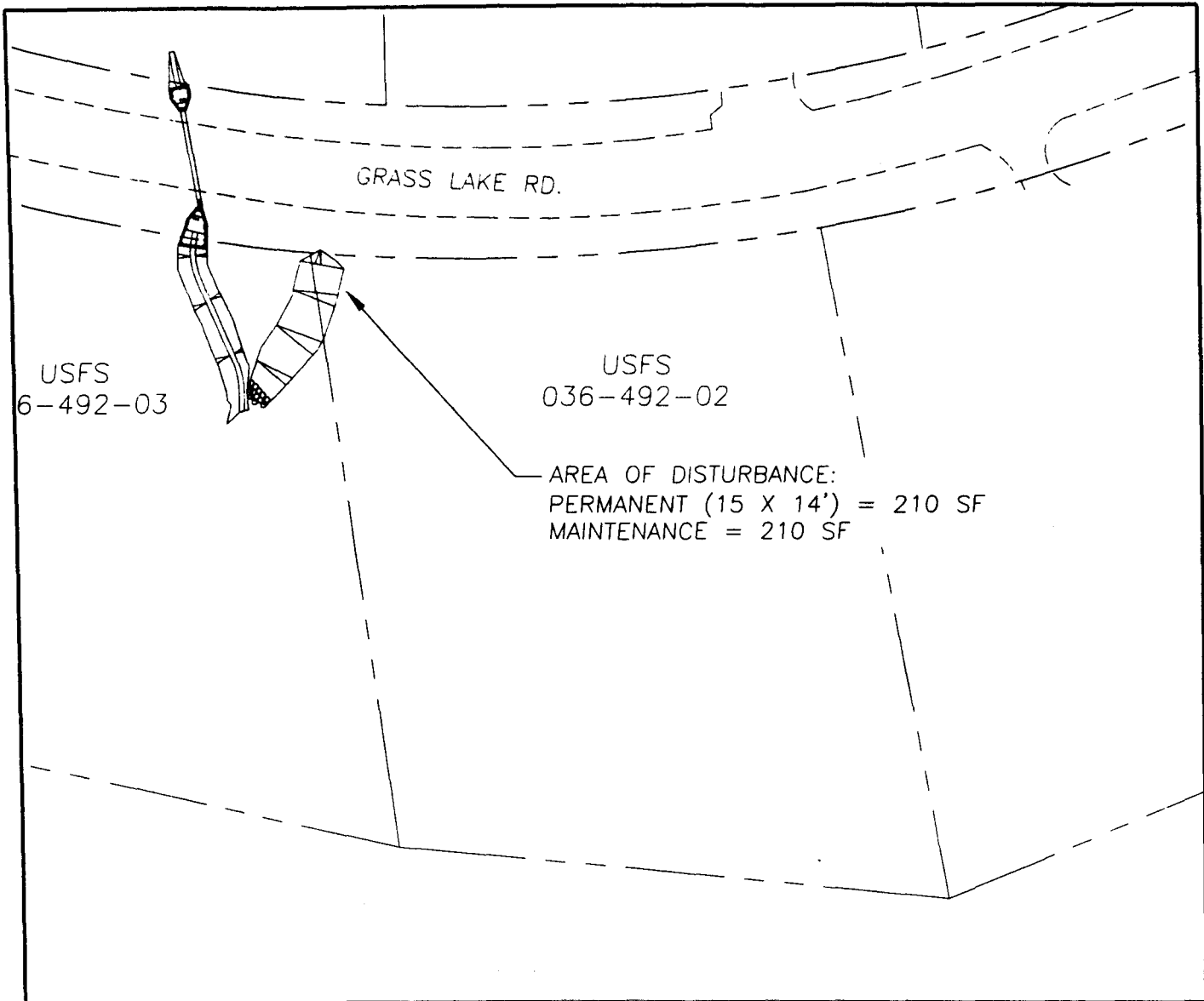
DATE: 06, 2009

PROJECT NO.: 95151, 95188

BY: JTC

FIGURE

C-7



LEGEND

- | | | | |
|-----------------|--|---|--|
| --- | COUNTY RIGHT-OF-WAY | • | PROPOSED DRAINAGE INLET |
| - - - - - | EXISTING EDGE OF PAVEMENT | • | PROPOSED SDMH |
| — | EXISTING HOUSE | — | PROPOSED PIPE WITH FES |
| — | EXISTING STORM DRAIN | — | PROPOSED CURB & GUTTER,
AC SWALE OR AC DIKE |
| — CLF-CLF-CLF — | CONSTRUCTION LIMIT OR
TREE PROTECTION FENCE | ■ | PROPOSED POROUS PAVEMENT |
| — FF-FF-FF — | TYPE 1, 2, OR 3 FILTER FENCE | ▽ | PROPOSED ROCK DISSIPATOR |
| • | PROPOSED SEDIMENT TRAP | — | PROPOSED GRADING |

SCALE: 1"=60'

FIGURE

C-8



EL DORADO COUNTY
DEPARTMENT OF TRANSPORTATION

CHRISTMAS VALLEY 1 EROSION CONTROL
& SEZ RESTORATION PROJECT
USFS APN: 036-492-02

DATE: 06, 2009

PROJECT NO.: 95151, 95188

BY: JTC

AREA OF DISTURBANCE:
 PERMANENT (22' X 203') = 4,463 SF
 MAINTENANCE = 4,463 SF

USFS
 036-501-03

GRASS LAKE RD.

LEGEND

- | | | | |
|-----------------|--|-------|--|
| ----- | COUNTY RIGHT-OF-WAY | • | PROPOSED DRAINAGE INLET |
| - - - - - | EXISTING EDGE OF PAVEMENT | • | PROPOSED SDMH |
| ----- | EXISTING HOUSE | — | PROPOSED PIPE WITH FES |
| ----- | EXISTING STORM DRAIN | ===== | PROPOSED CURB & GUTTER,
AC SWALE OR AC DIKE |
| — CLF-CLF-CLF — | CONSTRUCTION LIMIT OR
TREE PROTECTION FENCE | ■ | PROPOSED POROUS PAVEMENT |
| — FF-FF-FF — | TYPE 1, 2, OR 3 FILTER FENCE | ▽ | PROPOSED ROCK DISSIPATOR |
| • | PROPOSED SEDIMENT TRAP | ≡≡≡ | PROPOSED GRADING |



SCALE: 1"=60'



EL DORADO COUNTY
 DEPARTMENT OF TRANSPORTATION

CHRISTMAS VALLEY 1 EROSION CONTROL
 & SEZ RESTORATION PROJECT
 USFS APN: 036-501-03

FIGURE

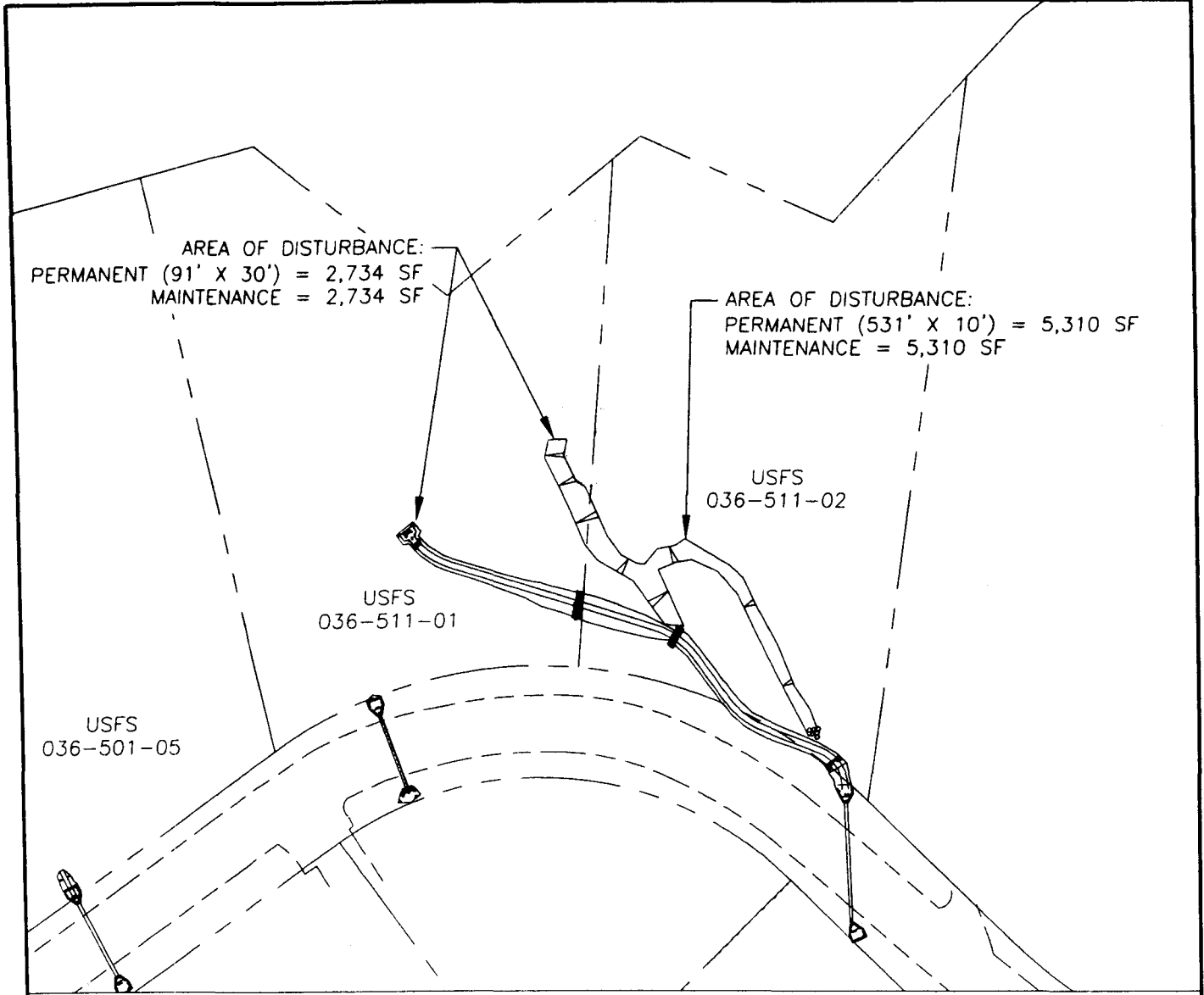
C-10

DATE: 06/2009

PROJECT NO: 95151, 95188

BY: JTC

S:\SCSA\010195\1:1\49\CEQA-NEPA\NEPA\CHRI\USFS - NEPA_2009.dwg, 6/4/2009 11:01:35 AM, 11DAS2TD.SLT, EB-HP8150PCL6



LEGEND

- | | | | |
|----------------|--|-----|--|
| --- | COUNTY RIGHT-OF-WAY | • | PROPOSED DRAINAGE INLET |
| - - - | EXISTING EDGE OF PAVEMENT | • | PROPOSED SDMH |
| --- | EXISTING HOUSE | - | PROPOSED PIPE WITH FES |
| --- | EXISTING STORM DRAIN | --- | PROPOSED CURB & GUTTER,
AC SWALE OR AC DIKE |
| - CLF-CLF-CLF- | CONSTRUCTION LIMIT OR
TREE PROTECTION FENCE | ■ | PROPOSED POROUS PAVEMENT |
| - FF-FF-FF- | TYPE 1, 2, OR 3 FILTER FENCE | ◊ | PROPOSED ROCK DISSIPATOR |
| • | PROPOSED SEDIMENT TRAP | ≡≡≡ | PROPOSED GRADING |

SCALE: 1"=80'



EL DORADO COUNTY
DEPARTMENT OF TRANSPORTATION

CHRISTMAS VALLEY 1 EROSION CONTROL
& SEZ RESTORATION PROJECT
USFS APN: 036-511-01 & 036-511-02

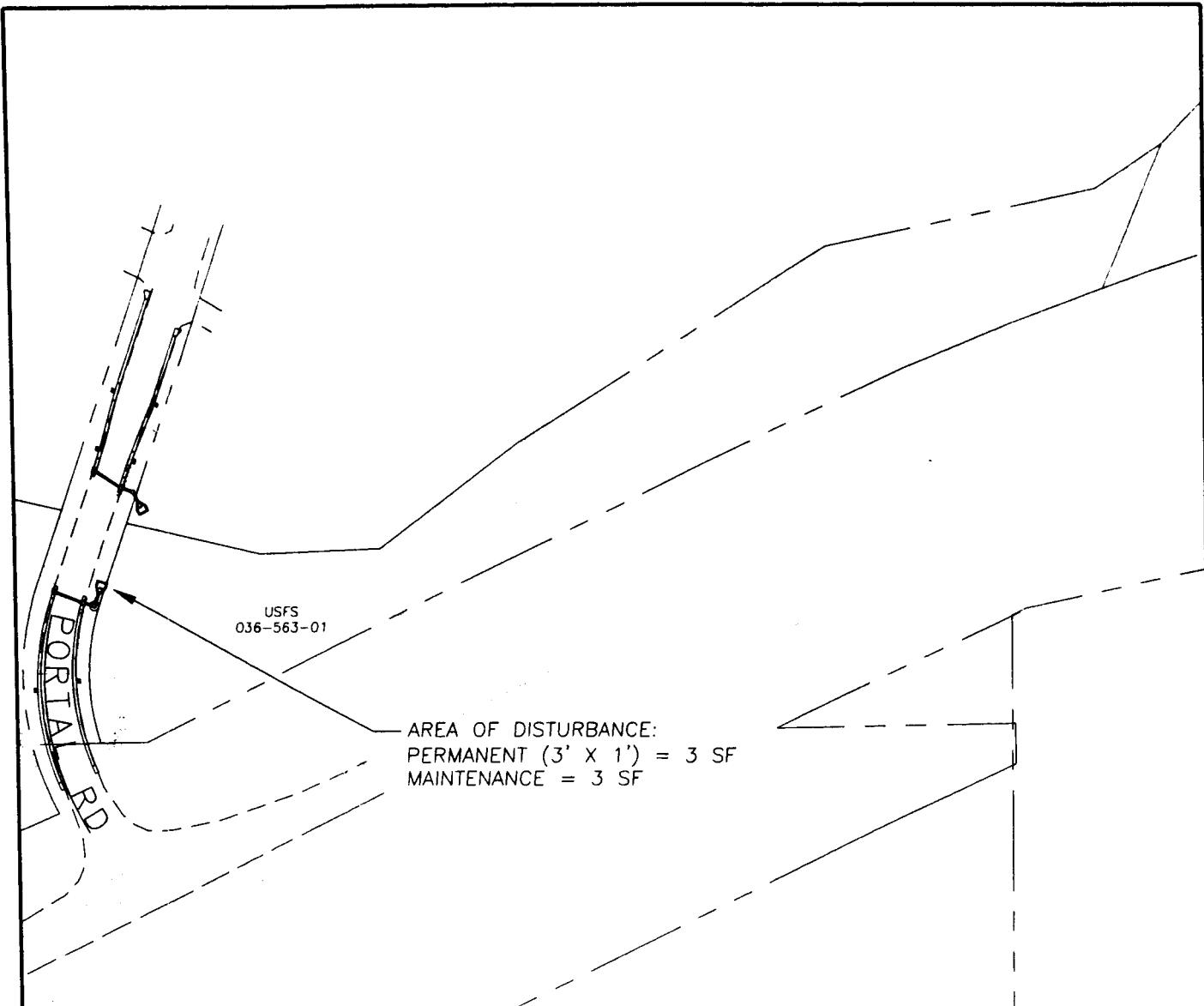
FIGURE
C-12

DATE: 06, 2009

PROJECT NO: 95151, 95188

BY: JTC

S:\SDSK\proj\95.151\dwg\CEQA\NEPA\NEPA\CH1_USFS_NEPA_2009.dwg 6/4/2009 11:14:01 AM \\TDSZ\TD-SLT-EB\HP8150\CL6



LEGEND

- | | | | |
|---------------|--|-------|--|
| ----- | COUNTY RIGHT-OF-WAY | • | PROPOSED DRAINAGE INLET |
| ----- | EXISTING EDGE OF PAVEMENT | • | PROPOSED SDMH |
| ----- | EXISTING HOUSE | — | PROPOSED PIPE WITH FES |
| ----- | EXISTING STORM DRAIN | ===== | PROPOSED CURB & GUTTER,
AC SWALE OR AC DIKE |
| —CLF-CLF-CLF— | CONSTRUCTION LIMIT OR
TREE PROTECTION FENCE | ■ | PROPOSED POROUS PAVEMENT |
| —FF-FF-FF— | TYPE 1, 2, OR 3 FILTER FENCE | ▽ | PROPOSED ROCK DISSIPATOR |
| ○ | PROPOSED SEDIMENT TRAP | ≡≡≡ | PROPOSED GRADING |



SCALE: 1"=120'



EL DORADO COUNTY
DEPARTMENT OF TRANSPORTATION

CHRISTMAS VALLEY 1 EROSION CONTROL
& SEZ RESTORATION PROJECT
USFS APN: 036-563-01

DATE: 06/2009

PROJECT NO.: 95151/95188

BY: JTC

FIGURE

C-13

AREA OF DISTURBANCE:
 PERMANENT (138' X 22') = 3,036 SF
 MAINTENANCE = 3,036 SF

USFS APN: 036-010-14

AREA OF DISTURBANCE:
 PERMANENT (91' X 77') = 7,007 SF
 MAINTENANCE = 7,007 SF

AREA OF DISTURBANCE:
 PERMANENT (152' X 48') = 7,296 SF
 MAINTENANCE = 7,296 SF

LEGEND

- | | | | |
|---------------|--|------|--|
| --- | COUNTY RIGHT-OF-WAY | • | PROPOSED DRAINAGE INLET |
| --- | EXISTING EDGE OF PAVEMENT | • | PROPOSED SDMH |
| --- | EXISTING HOUSE | — | PROPOSED PIPE WITH FES |
| --- | EXISTING STORM DRAIN | ==== | PROPOSED CURB & GUTTER,
AC SWALE OR AC DIKE |
| —CLF-CLF-CLF— | CONSTRUCTION LIMIT OR
TREE PROTECTION FENCE | ■ | PROPOSED POROUS PAVEMENT |
| —FF-FF-FF— | TYPE 1, 2, OR 3 FILTER FENCE | ▽ | PROPOSED ROCK DISSIPATOR |
| • | PROPOSED SEDIMENT TRAP | ≡≡≡ | PROPOSED GRADING |

SCALE: 1"=260'



EL DORADO COUNTY
 DEPARTMENT OF TRANSPORTATION

CHRISTMAS VALLEY 1 EROSION CONTROL
 & SEZ RESTORATION PROJECT
 USFS APN: 036-010-14

DATE: 06, 2009

PROJECT NO.: 95151 95188

BY: JTC

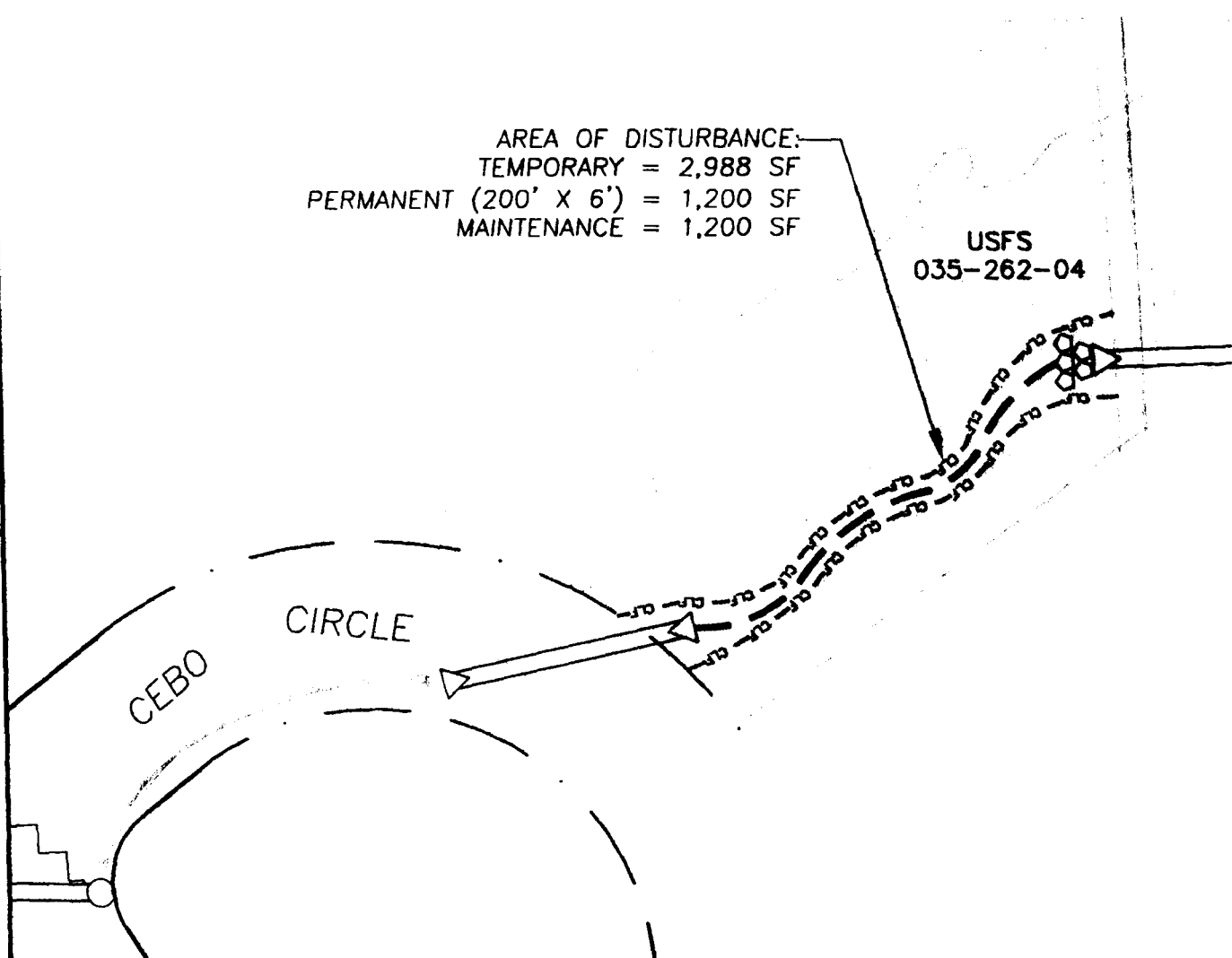
FIGURE

C-14

I:\PROJECTS\5818\5818\IN\CEQA\NEPA\CH2\NEPA_FIGS_2008.dwg 6/22/2008 3:27:28 PM. Suburban PDF9 Printer HighRes.pcl

AREA OF DISTURBANCE:
 TEMPORARY = 2,988 SF
 PERMANENT (200' X 6') = 1,200 SF
 MAINTENANCE = 1,200 SF

USFS
 035-262-04



LEGEND

- | | | | |
|--|---------------------------------|--|-------------------|
| | PROPOSED ARMORED CHANNEL | | USFS PARCEL |
| | PROPOSED REVEGETATION | | STATE/COUNTY R/W |
| | PROPOSED GRASS-LINED SWALE | | EXISTING EP |
| | PROPOSED INFILTRATION TRENCH | | EXISTING BUILDING |
| | PROPOSED SEDIMENT TRAP | | |
| | PROPOSED ROCK DISSIPATOR | | |
| | PROPOSED INFILTRATION CHANNEL | | |
| | PROPOSED CULVERT | | |
| | PROPOSED FLARED END SECTION | | |
| | PROPOSED CULVERT HEADWALL | | |
| | PROPOSED ALTERNATE MEDIA FILTER | | |



SCALE: 1"=60'

EL DORADO COUNTY
 SOUTH LAKE TAHOE OFFICE



2009 NEPA SUBMITTAL
 CHRISTMAS VALLEY 2 EROSION CONTROL PROJECT

FIGURE
D-1

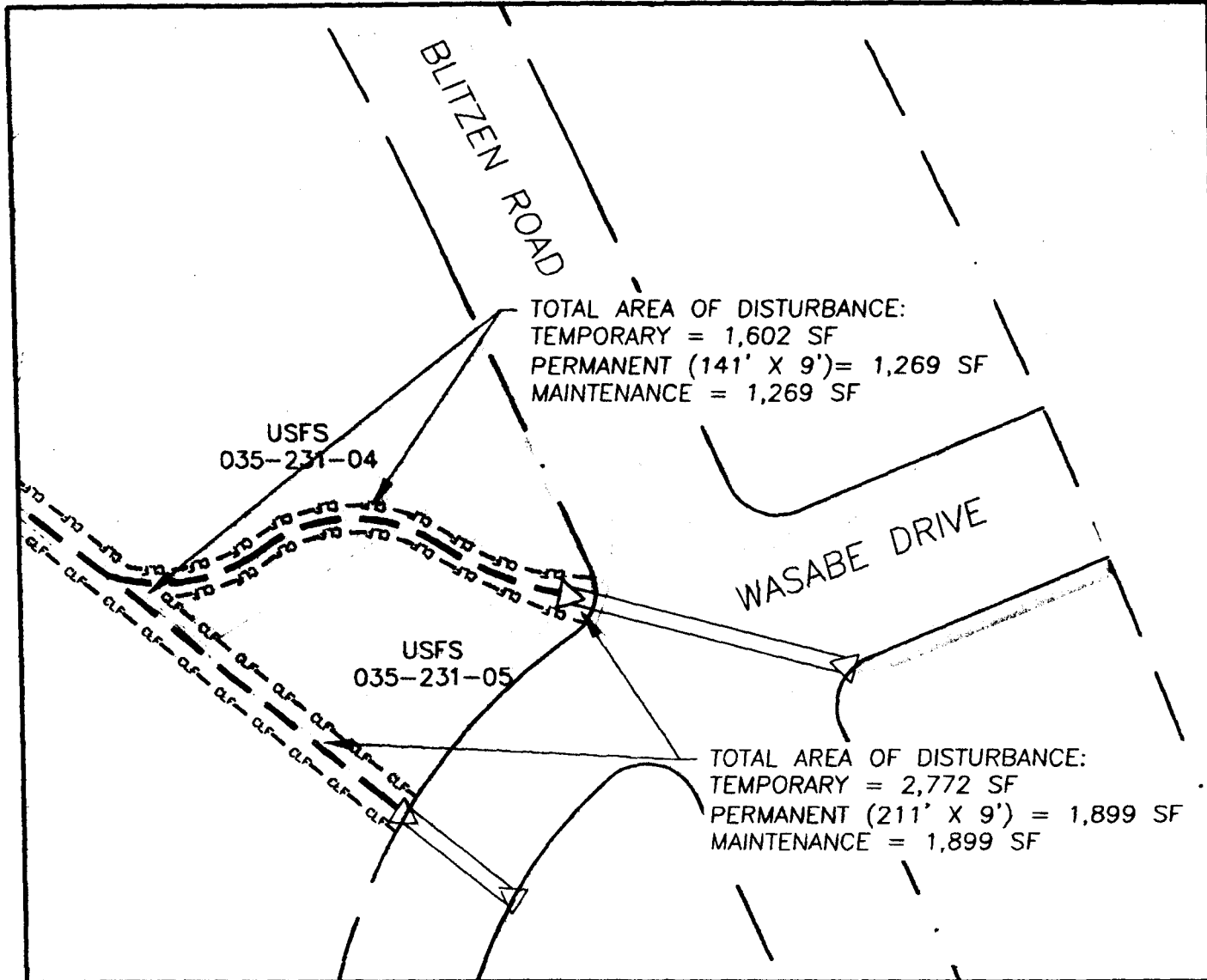
USFS APN: 035-262-04

DATE: 2/09

PROJECT NO.: 95159

BY: JTC

L:\3D PROJECTS\9191\91\EMB\BIA\CEQA\NEPA\FIGS_2009.dwg, 02/26/09 3:28:09 PM, Bunbeam PDF8 Printer HighRes, p43



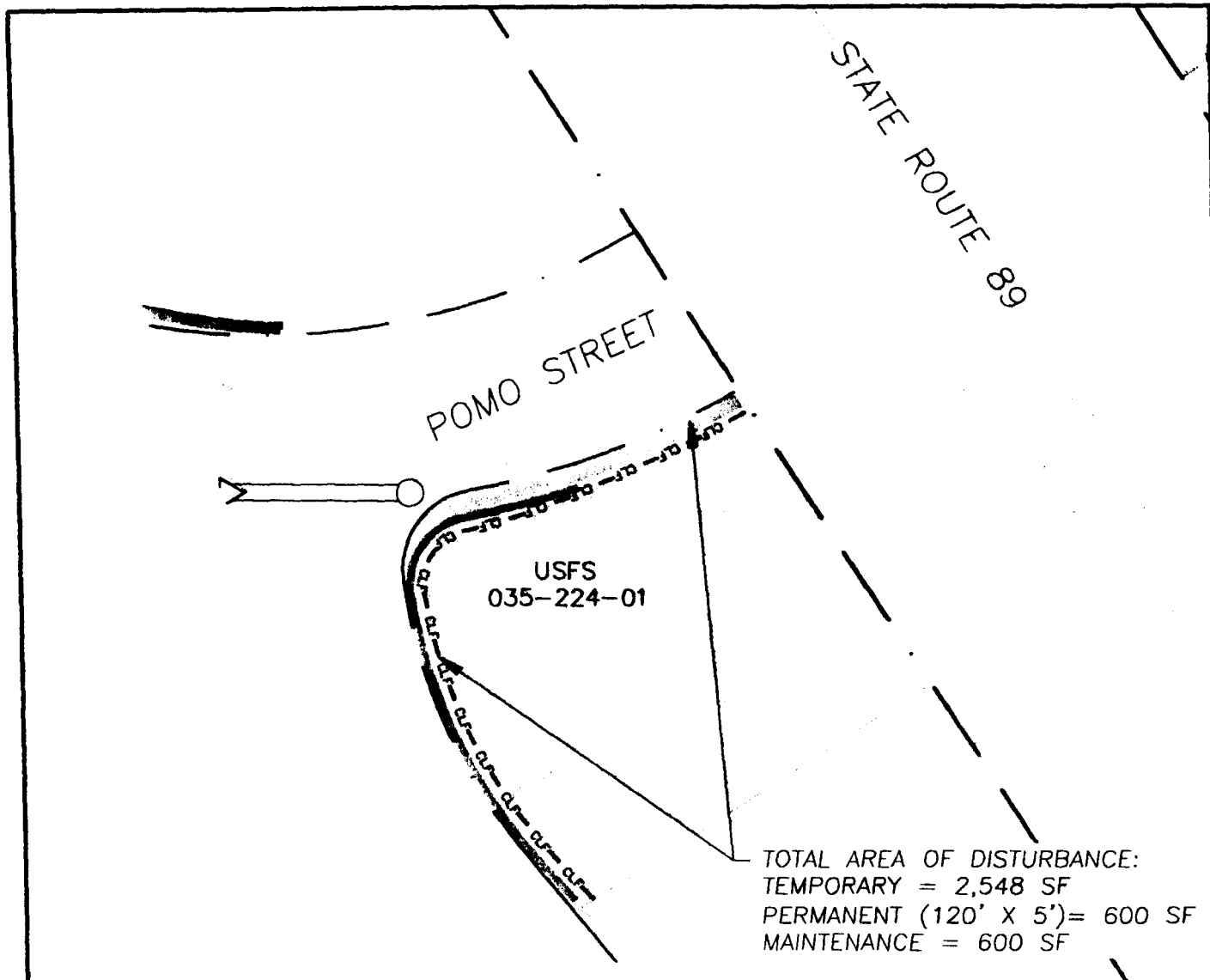
LEGEND

- | | | | |
|--|---------------------------------|--|-------------------|
| | PROPOSED ARMORED CHANNEL | | USFS PARCEL |
| | PROPOSED REVEGETATION | | STATE/COUNTY RW |
| | PROPOSED GRASS-LINED SWALE | | EXISTING EP |
| | PROPOSED INFILTRATION TRENCH | | EXISTING BUILDING |
| | PROPOSED SEDIMENT TRAP | | |
| | PROPOSED ROCK DISSIPATOR | | |
| | PROPOSED INFILTRATION CHANNEL | | |
| | PROPOSED CULVERT | | |
| | PROPOSED FLARED END SECTION | | |
| | PROPOSED CULVERT HEADWALL | | |
| | PROPOSED ALTERNATE MEDIA FILTER | | |



EL DORADO COUNTY SOUTH LAKE TAHOE OFFICE 	2009 NEPA SUBMITTAL CHRISTMAS VALLEY 2 EROSION CONTROL PROJECT		FIGURE D-2
	USFS APN: 035-231-04 AND 035-231-05		
DATE: 1/09	PROJECT NO.: 95159	BY: JTC	

L:\3D PROJECTS\95159\ERIBIB\1\CEQA\NEPA\CHR2_NEPA_FIGS_2008.dwg, 02/20/09 3:28:51 PM, Bluebeam PDFa Printer HighRes.pcs




LEGEND

- | | | | |
|--|---------------------------------|--|-------------------|
| | PROPOSED ARMORED CHANNEL | | USFS PARCEL |
| | PROPOSED REVEGETATION | | STATE/COUNTY RW |
| | PROPOSED GRASS-LINED SWALE | | EXISTING EP |
| | PROPOSED INFILTRATION TRENCH | | EXISTING BUILDING |
| | PROPOSED SEDIMENT TRAP | | |
| | PROPOSED ROCK DISSIPATOR | | |
| | PROPOSED INFILTRATION CHANNEL | | |
| | PROPOSED CULVERT | | |
| | PROPOSED FLARED END SECTION | | |
| | PROPOSED CULVERT HEADWALL | | |
| | PROPOSED ALTERNATE MEDIA FILTER | | |



EL DORADO COUNTY
SOUTH LAKE TAHOE OFFICE

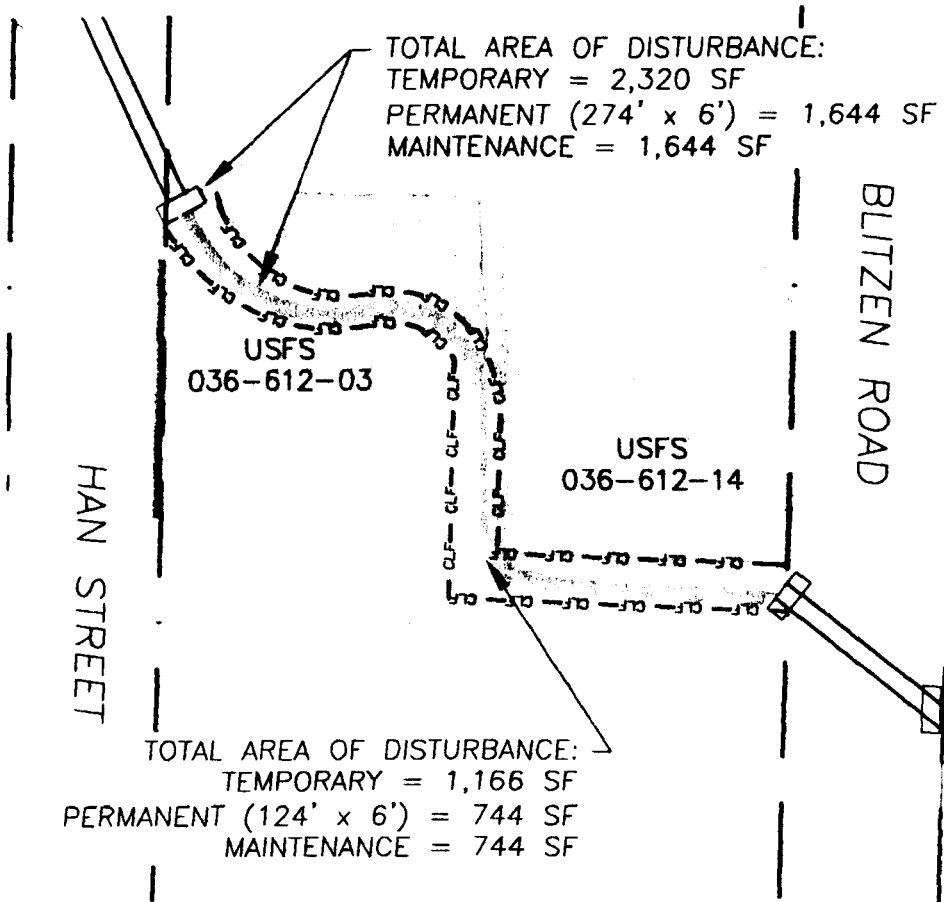


2009 NEPA SUBMITTAL
CHRISTMAS VALLEY 2 EROSION CONTROL PROJECT

USFS APN: 035-224-01

DATE: 2/09	PROJECT NO.: 95159	BY: JTC
------------	--------------------	---------

FIGURE
D-3




LEGEND

- PROPOSED ARMORED CHANNEL
- PROPOSED REVEGETATION
- PROPOSED GRASS-LINED SWALE
- PROPOSED INFILTRATION TRENCH
- PROPOSED SEDIMENT TRAP
- PROPOSED ROCK DISSIPATOR
- PROPOSED INFILTRATION CHANNEL
- PROPOSED CULVERT
- PROPOSED FLARED END SECTION
- PROPOSED CULVERT HEADWALL
- PROPOSED ALTERNATE MEDIA FILTER
- USFS PARCEL
- STATE/COUNTY RW
- EXISTING EP
- EXISTING BUILDING



SCALE: 1"=60'

EL DORADO COUNTY
SOUTH LAKE TAHOE OFFICE



2009 NEPA SUBMITTAL
CHRISTMAS VALLEY 2 EROSION CONTROL PROJECT

FIGURE

D-5

USFS APN: 036-612-03 AND 036-612-14

DATE: 2/09

PROJECT NO.: 95159

BY: JTC

TOTAL AREA OF DISTURBANCE:
 TEMPORARY = 1,822 SF
 PERMANENT (173' x 6') = 1,038 SF
 MAINTENANCE = 1,038 SF

USFS
 036-010-10

SANTA CLAUS DRIVE

LEGEND

- | | | | |
|--|---------------------------------|--|-------------------|
| | PROPOSED ARMORED CHANNEL | | USFS PARCEL |
| | PROPOSED REVEGETATION | | STATE/COUNTY R/W |
| | PROPOSED GRASS-LINED SWALE | | EXISTING EP |
| | PROPOSED INFILTRATION TRENCH | | EXISTING BUILDING |
| | PROPOSED SEDIMENT TRAP | | |
| | PROPOSED ROCK DISSIPATOR | | |
| | PROPOSED INFILTRATION CHANNEL | | |
| | PROPOSED CULVERT | | |
| | PROPOSED FLARED END SECTION | | |
| | PROPOSED CULVERT HEADWALL | | |
| | PROPOSED ALTERNATE MEDIA FILTER | | |



SCALE: 1"=60'

EL DORADO COUNTY
 SOUTH LAKE TAHOE OFFICE



2009 NEPA SUBMITTAL
 CHRISTMAS VALLEY 2 EROSION CONTROL PROJECT

FIGURE

D-6

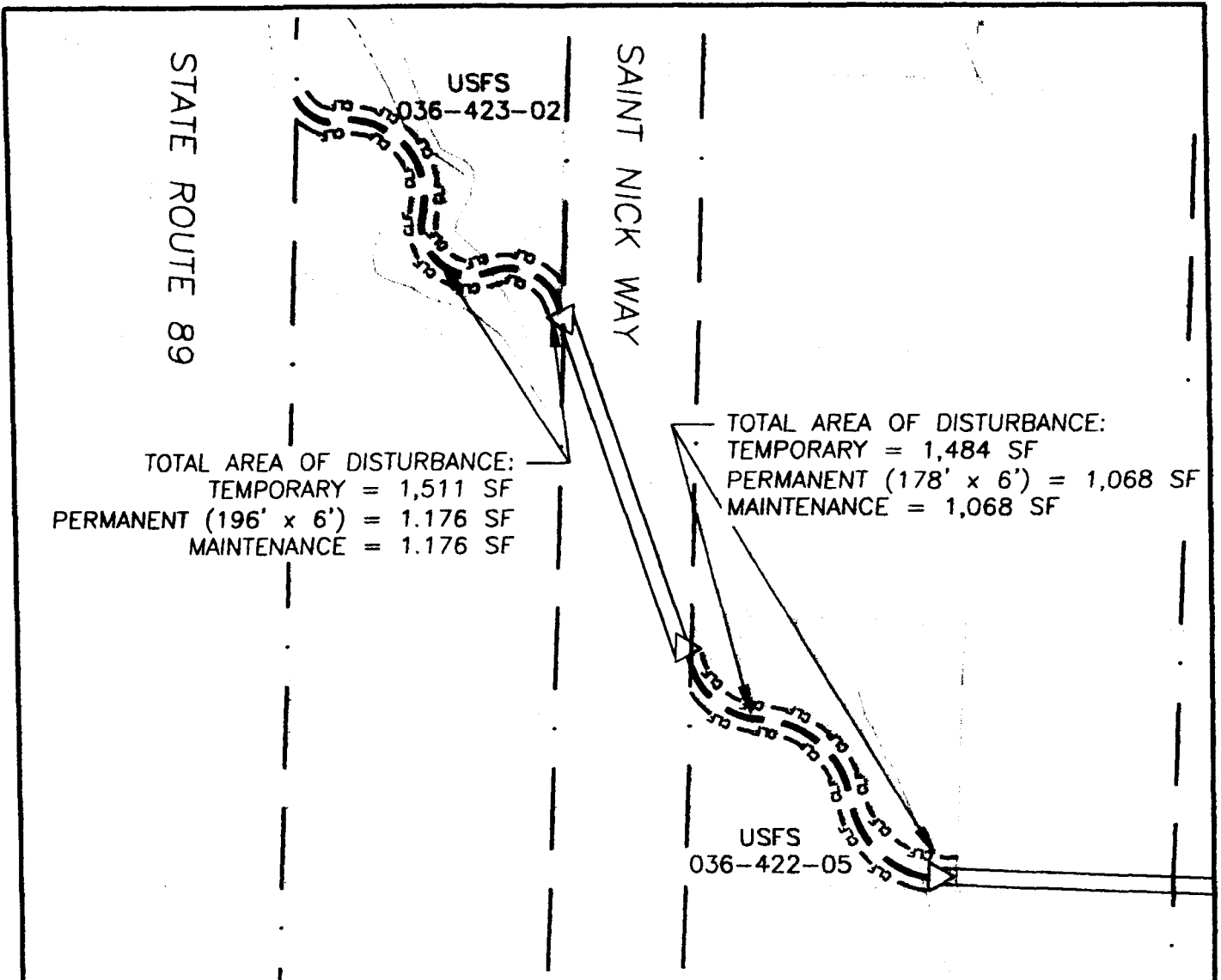
USFS APN: 036-010-10

DATE: 2/09

PROJECT NO.: 95159

BY: JTC

L:\3D PROJECTS\95159\EROSION\CEQA\NEPA\FIGS_2008.dwg, 8/27/2009 3:31:45 PM, Bureau PDF8 Printer HighRes.pc3



LEGEND

- | | | | |
|--|---------------------------------|--|-------------------|
| | PROPOSED ARMORED CHANNEL | | USFS PARCEL |
| | PROPOSED REVEGETATION | | STATE/COUNTY RW |
| | PROPOSED GRASS-LINED SWALE | | EXISTING EP |
| | PROPOSED INFILTRATION TRENCH | | EXISTING BUILDING |
| | PROPOSED SEDIMENT TRAP | | |
| | PROPOSED ROCK DISSIPATOR | | |
| | PROPOSED INFILTRATION CHANNEL | | |
| | PROPOSED CULVERT | | |
| | PROPOSED FLARED END SECTION | | |
| | PROPOSED CULVERT HEADWALL | | |
| | PROPOSED ALTERNATE MEDIA FILTER | | |



SCALE: 1"=60'

EL DORADO COUNTY
SOUTH LAKE TAHOE OFFICE

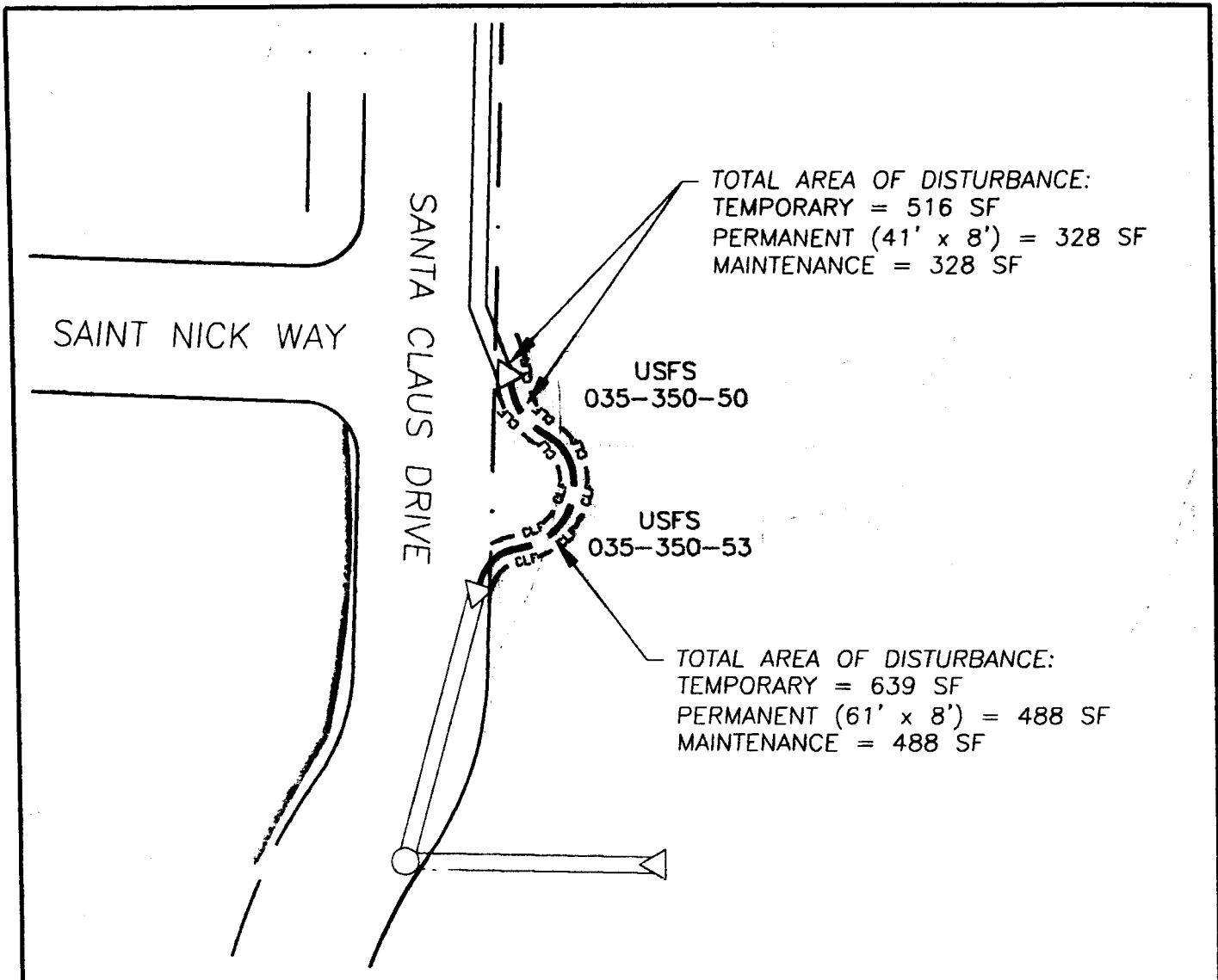
2009 NEPA SUBMITTAL
CHRISTMAS VALLEY 2 EROSION CONTROL PROJECT

USFS APN: 036-423-02 AND 036-422-05

DATE: 2/09	PROJECT NO.: 95159	BY: JTC
------------	--------------------	---------

FIGURE
D-7

L:\3D PROJECTS\05150E\05150E\CEQA-NEPAL\HR2_NEPA_FIGS_2008.dwg, 6/22/2008 3:32:27 PM, Burbanck, PDF8 Printer HighRes.pcl




LEGEND

- | | | | |
|--|---------------------------------|--|-------------------|
| | PROPOSED ARMORED CHANNEL | | USFS PARCEL |
| | PROPOSED REVEGETATION | | STATE/COUNTY RW |
| | PROPOSED GRASS-LINED SWALE | | EXISTING EP |
| | PROPOSED INFILTRATION TRENCH | | EXISTING BUILDING |
| | PROPOSED SEDIMENT TRAP | | |
| | PROPOSED ROCK DISSIPATOR | | |
| | PROPOSED INFILTRATION CHANNEL | | |
| | PROPOSED CULVERT | | |
| | PROPOSED FLARED END SECTION | | |
| | PROPOSED CULVERT HEADWALL | | |
| | PROPOSED ALTERNATE MEDIA FILTER | | |

SCALE: 1"=60'



EL DORADO COUNTY
SOUTH LAKE TAHOE OFFICE



2009 NEPA SUBMITTAL
CHRISTMAS VALLEY 2 EROSION CONTROL PROJECT

USFS APN: 036-350-50 AND 036-350-53

DATE: 2/09

PROJECT NO.: 05159

BY: JTC

FIGURE

D-8

APPENDIX G

UNITED STATES ARMY CORPS OF ENGINEERS

GENERAL PERMIT NO. 16

**DEPARTMENT OF THE ARMY PERMIT
GENERAL PERMIT NO. 16
MINIMAL IMPACT ACTIVITIES
THE LAKE TAHOE BASIN**

Effective Date: October 1, 2005

Expiration Date: September 30, 2010

The Sacramento District of the U.S. Army Corps of Engineers (Corps) hereby issues Regional General Permit (GP16), which authorizes activities with minimal individual and cumulative impacts in waters of the United States, including wetlands, in the Lake Tahoe Basin.

NOTE: The term "you" and its derivatives, as used in this permit, means the person or entity authorized to conduct an activity under this general permit and any future transferees.

LOCATION: The Lake Tahoe Basin in the States of California and Nevada (see attached map).

SCOPE OF WORK: This general permit authorizes activities with minimal individual and cumulative impacts to waters of the United States in the Lake Tahoe Basin. Activities that may be authorized under GP16 include, but are not limited to the repair, modification, or replacement of existing piers, construction of new piers, placement of buoys and buoy fields, construction of shoreline revetment, maintenance dredging, construction or maintenance of culvert and drainage facilities, and restoration of stream channels and wetlands.

Each applicant is required to submit a complete application to the Corps, including Eng Form 4345, and a copy of any previous Corps authorization(s). The Corps will make a determination as to whether the proposed project would meet the minimal impact threshold for complying with GP16. If the Corps believes the project will exceed this threshold, a letter would be sent to the applicant indicating that the activity does not qualify under this GP.

GP16 does not authorize the placement of dredged or fill material into more than one-third (1/3) acres of waters of the United States, including wetlands, unless the project impacts are associated with wetland or stream habitat restoration. Wetlands restoration work impacting greater than 3 acres requires notification to the appropriate U.S. Fish and Wildlife office concurrent with notification to the Corps. Projects which do not meet the requirements of the general permit will require processing under individual permit procedures.

Work in California may require authorization/approval from the California State Lands Commission, the California Department of Fish and Game, the Lahontan Regional Water Quality Control Board, and/or local governments. Work in Nevada may require a authorization/approval from the Nevada Division of State Lands, Nevada Division of Environmental Protection, and/or other state and local jurisdictions.

All work under this general permit must be conducted in accordance with the conditions listed below.

AUTHORITY: This general permit is issued under the authority of Section 10 of the Rivers and Harbors Act of 1899 (33 USC 403) and Section 404 of the Clean Water Act (33 USC 1344) in accordance with provisions of "Regulatory Programs of the Corps of Engineers" (33 CFR 320-331).

DEFINITIONS: For the purpose of this general permit, the following definitions are applicable:

Section 10 Activity- Project work in or over a navigable water of the United States or project work which affects the course, location, condition, or capacity of such waters, requires authorization pursuant to Section 10 of the Rivers and Harbors Act of 1899. Lake Tahoe is the only navigable water in the lake Tahoe Basin. Activities include, but are not limited to, construction of piers and boat ramps, placement of buoys, and dredging or excavation.

Section 404 Activity- Project work involving discharging dredged or fill material into waters of the United States, including wetlands, requires authorization pursuant to Section 404 of the Clean Water Act. Activities include, but are not limited to, construction of revetments, breakwaters, weirs, bank stabilization, and fill for stream and wetland restoration, or "natural" functions of riparian areas.

Ordinary High Water Line: Elevation 6229.1 (Lake Tahoe Datum).

Ordinary Low Water Line: Elevation 6223.0 (Lake Tahoe Datum).

Wetland and Stream Restoration Activities: Addition of dredged or fill material into waters of the United States, for the purpose of restoring, creating or enhancing "natural" wetland hydrology, vegetation, and function of an altered or degraded wetland or stream.

APPLICATION PROCESS

1. In order for the Corps to provide preliminary concurrence the project may be considered for authorization under GP16, the applicant must submit a complete application, including Eng Form 4345, and a copy of any previous Corps authorization. If the Corps concurs that the project may be considered for authorization under GP16, steps 2 and 3 must be followed.
2. The applicant shall submit complete applications to all agencies on the attached list.
3. The applicant shall submit written notification to the appropriate Corps office at least thirty days (30) days prior to initiation of work (see attached address list). The notification shall demonstrate that proposed project meets requirements of GP16 and include:
 - a. a completed Department of the Army form *Eng Form 4345*
 - b. a copy of all Department of the Army authorizations previously issued for work at the project site;
 - c. a valid permit from TRPA, including two (2) copies of the stamped, TRPA-approved project drawings;
 - d. all other permits and authorizations as required by law, ordinance, or regulation;
 - e. pre-construction photographs of the project site;
 - f. proposed construction schedule; and
 - g. for projects occurring in Nevada, a statement that Nevada Division of Environmental Protection, Bureau of Water Quality Planning has been provided with a courtesy copy of the project notification.

In addition, if the work includes a Section 404 activity, the notification shall include the following:

- a. volume and type of material to be placed into waters of the United States;
- b. total area of waters of the United States to be directly and indirectly affected;
- c. a wetland delineation in accordance with the 1987 Wetland Delineation Manual when wetlands are proposed for impact;
- d. a description of habitat, including plant community, located in the project area;
- e. a description of any environmental impacts that are expected to occur including methods to avoid, minimize, or mitigate adverse impacts to water quality or aquatic function at the project site;
- f. any other information pertinent to the wetland, stream or water body involved.
- g. for projects involving the restoration of greater than 3 acres of wetlands, evidence that U.S. Fish and Wildlife Service has been provided with a courtesy copy of the project notification; and
- h. a copy of 401 Water Quality Certification or waiver issued for the project.

CONDITIONS:

1. This general permit will expire on December 31, 2010. This permit may be extended if such extension is determined to be in the public interest.
2. As a special condition of your authorization, you may be required to provide compensatory mitigation to replace functions and values of the aquatic environment that will be lost through project implementation.

3. No activity which may affect historic properties listed or eligible for listing, in the National Register of Historic Places is authorized, until the District Engineer has complied with Section 106 of the National Historic Preservation Act. You must notify the District Engineer if the authorized activity may affect any historic properties listed, determined to be eligible, or which you have reason to believe may be eligible for listing on the National Register of Historic Places, and shall not begin the activity until notified by the District Engineer that the requirements of the National Historic Preservation Act have been satisfied and that the activity is authorized. Information on the location and existence of historic resources can be obtained from the State Historic Preservation Office and the National Register of Historic Places. If any previously unknown historic or archeological remains are discovered while accomplishing the activity authorized by this permit, you must immediately notify the Corps, the state Historic Preservation Office and, if appropriate, the Washoe Tribe of what you have found. We will initiate the coordination required to determine if the remains warrant a recovery effort or if the site is eligible for listing in the National Register of Historic Places.

4. In the state of California, any work which involves the discharge of dredged or fill material will require certification from the State Water Resources Control Board (SWRCB), or waiver of certification and/or Waste Discharge Requirements from the California Regional Water Quality Control Board, in accordance with Section 401 of the Clean Water Act. Since the SWRCB has not certified or waived certification for discharge of dredged or fill material authorized under this general permit, such activities are denied without prejudice until the state issues 401 certification or waiver. A copy of individual certification or waiver must accompany the GP16 notification. If a conditioned water quality certification and/or Waste Discharge Requirements have been issued for the project, you must comply with the conditions specified in the certification as special conditions to this permit. In the state of Nevada, Section 10 Activities and Section 404 activities resulting in less than one-quarter (1/4) acre of impact to wetlands or less than 500 linear feet of impact to a stream channel have been certified by Nevada Division of Environmental Protection (NDEP) to meet state and federal water quality standards. However, work which involves the discharge of dredged or fill material exceeding 1/4 acre of impact to wetlands or exceeding 500 linear feet of impact to a stream channel will require certification or waiver of certification from NDEP, in accordance with Section 401 of the Clean Water Act. These projects are denied without prejudice until the NDEP issues 401 certification or waiver. In Nevada, all conditions of Nevada Division of Environmental Protection's Temporary Authorization Permit (Rolling Stock/Dewatering Permit) or any other discharge permit(s) issued by NDEP must be followed.

5. You shall submit post-construction photographs within thirty (30) days of project completion to demonstrate the project was constructed in accordance with the conditions of GP16. For Section 404 activities, you shall also provide photographs of best management practices used during construction to control siltation and erosion.

6. You shall exercise every reasonable precaution to protect the waters of Lake Tahoe and all waters of the United States within the Lake Tahoe basin from pollution by contaminants and from construction related turbidity and siltation impacts.

7. For work in Lake Tahoe beyond 350' lakeward of elevation 6229.1' or for projects involving buoy fields, you or your authorized representative shall notify the U.S. Coast Guard in writing at least 2 weeks before commencing construction. Such notification will include:

- a. Name and telephone number of project manager;
- b. Size and placement of any floating construction equipment;
- c. Radio telephone frequencies and call signs of any marine equipment;
- d. Start and finish dates.

8. You shall provide lighting for buoys, platforms and piers if the Coast Guard determines lighting is needed for the protection of navigation.

9. If the activity involves placement of a mooring buoy in Lake Tahoe you shall ensure it is colored white with a blue band clearly visible above the waterline. The markings are required to conform to the U.S. Coast Guards Aids to Navigation Marking System.

10. For structures in Lake Tahoe, including but not limited to piers, buoys, and docks, you shall validate the

authorization by taking the actions required to record the authorization with the Registrar of Deeds or other appropriate official charged with the responsibility for maintaining records of title to or interest in real property. You must provide evidence that the authorization was recorded against the deed for the property to the Corps prior to any work in waters of the United States otherwise authorized by this permit.

11. Structures built in Lake Tahoe authorized by this general permit shall not be converted to or used as a recreation room, residence, or temporary dwelling, nor shall it be used to moor a recreation room or floating residence.

12. You shall contact the U.S. Fish and Wildlife Service, Nevada Fish and Wildlife Office, for any activity (dredging or placement of dredged or fill material) on beaches supporting populations or potential habitat of the Tahoe Yellow Cress (*Rorippa subumbellata* Roll.), to insure that the work will not adversely affect the this species and that management recommendations made by Fish and Wildlife Service have been addressed.

13. You shall contact the U.S. Fish and Wildlife Service, Nevada Fish and Wildlife Office and Sacramento Fish and Wildlife Office for those projects in the area of Emerald Bay, and surrounding Taylor Creek and Tallac Creek if work is to occur between October 1 and July 31, to insure that the work will not adversely affect the nesting and wintering bald eagles (*Haliaeetus leucocephalus*).

15. The Corps of Engineers will contact the U.S. Fish and Wildlife Service, Nevada Fish and Wildlife Office for any new water intake structures or work involving the modification of existing structures which would increase the quantity of water taken from the lake to ensure the downstream habitat of the cui-ui, (*Chasmistes cujus*), and the Lahontan cutthroat trout (*Oncorhynchus clarki henshawi*) are not affected. If the diversion may affect those species, consultation required by Section 7 of the Endangered Species Act of 1973 must be completed before the structure or work is authorized by this general permit.

16. If the Corps determines the activity may affect the nesting and wintering bald eagles (*Haliaeetus leucocephalus*) or the downstream habitat of the cui-ui, (*Chasmistes cujus*), and the Lahontan cutthroat trout (*Oncorhynchus clarki henshawi*), the Corps will consult with the U.S. Fish and Wildlife Service as required by Section 7 of the Endangered Species Act of 1973. Consultation must be completed before the structure or work is authorized by this general permit.

17. In the state of California, any work which involves the discharge of dredged or fill material will require certification from the State Water Resources Control Board (SWRCB), or waiver of certification and/or Waste Discharge Requirements from the California Regional Water Quality Control Board, in accordance with Section 401 of the Clean Water Act. Since the SWRCB has not certified or waived certification for discharge of dredged or fill material authorized under this general permit, such activities are denied without prejudice until the state issues 401 certification or waiver. A copy of individual certification or waiver must accompany the GP16 notification. If a conditioned water quality certification and/or Waste Discharge Requirements have been issued for the project, You must comply with the conditions specified in the certification as special conditions to this permit. In the state of Nevada, Section 10 activities and Section 404 activities resulting in less than one-quarter (1/4) acre of impact to wetlands or less than 500 linear feet of impact to a stream channel have been certified by Nevada Division of Environmental Protection (NDEP) to meet state and federal water quality standards. However, work which involves the discharge of dredged or fill material exceeding 1/4 acre of impact to wetlands or exceeding 500 linear feet of impact to a stream channel will require certification or waiver of certification from NDEP, in accordance with Section 401 of the Clean Water Act. These projects are denied without prejudice until the NDEP issues 401 certification or waiver. In Nevada, all conditions of Nevada Division of Environmental Protection's Temporary Authorization Permit (Rolling Stock/Dewatering Permit) or any other discharge permit(s) issued by NDEP must be followed.

18. You shall maintain the activity authorized by this permit in good condition and in conformance with the terms and conditions of this permit. You are not relieved of this requirement if you abandon the permitted activity, although you may make a good faith transfer to a third party in compliance with General Condition 4 below. Should you wish to cease to maintain the authorized activity or should you desire to abandon it without a good faith transfer, you must obtain a modification of this permit from this office, which may require restoration of the area.

19. For activities where the Corps determines that more than minimal individual and cumulative impacts may occur to waters of the U.S. as a result of the proposed activity, a Department of the Army individual permit may be required. Except as specified in paragraph 20 below, this general permit does not apply to work that may impact a Federal enforcement action or to work where construction is initiated prior to satisfying all the terms and conditions of this general permit.

20. When work is the subject of any State or Federal enforcement action, the enforcement action must be resolved prior to authorization of the work. If, after an investigation, the District Engineer determines that it is in the public's interest, the District Engineer may authorize the work under this general permit or may process an individual Department of the Army permit. For work where construction has been initiated prior to satisfying all the terms and conditions of this general permit, the Corps may determine after an investigation that the work must be processed under normal Department of the Army or U.S. Environmental Protection Agency enforcement procedures. If the District Engineer determines that it is not necessary to initiate enforcement procedures, then the District Engineer may authorize the work under this general permit or may determine that an individual Department of the Army permit should be processed.

21. If the property associated with this permit is sold, you shall notify the Corps to validate the transfer of the permit authorization.

22. You shall allow representatives from the Corps to inspect the authorized activity at any time deemed necessary to ensure that it is being or has been accomplished in accordance with the terms and conditions of the permit.

23. Limits of this authorization:

- a. This permit does not obviate the need to obtain other Federal, state, or local authorizations required by law.
- b. This permit does not grant any property rights or exclusive privileges.
- c. This permit does not authorize any injury to the property or rights of others.
- d. This permit does not authorize interference with any existing or proposed Federal projects.

24. Limits of Federal Liability. In issuing this permit, the Federal Government does not assume any liability for the following:

- a. Damages to the permitted project or uses thereof as a result of other permitted or unpermitted activities or from natural causes.
- b. Damages to the permitted project or uses thereof as a result of current or future activities undertaken by or on behalf of the United States in the public interest.
- c. Damages to persons, property, or to other permitted or unpermitted activities or structures caused by the activity authorized by this permit.
- d. Design or construction deficiencies associated with the permitted work.
- e. Damage claims associated with any future modification, suspension, or revocation of this permit.

25. Reliance on Applicant's Data. Activities authorized under this general permit are determined by the Corps to not be contrary to the public interest based on information provided by applicants.

26. Reevaluation of Permit Decision. This office may reevaluate its decision on authorization at any time the circumstances warrant.

Circumstances that could require a reevaluation include, but are not limited to, the following:

- a. You fail to comply with the terms and conditions of this permit.
- b. The information provided by you in support of your permit application proves to have been false, incomplete, or inaccurate (see 14 above).
- c. Significant new information surfaces which this office did not consider in reaching the original public interest decision.

Such a reevaluation may result in a determination that it is appropriate to use the suspension, modification, and revocation procedures contained in 33 CFR 325.7 or enforcement procedures such as those contained in 33 CFR 326.4 and 326.5. The referenced enforcement procedures provide for the issuance of an administrative order requiring you comply with the terms and conditions of your permit and for the initiation of legal action where appropriate. You will be required to pay for any corrective measures ordered by this office, and if you fail to comply with such directive, this office may in certain situations (such as those specified in 33 CFR 209.170) accomplish the corrective measures by contract or otherwise and bill you for the cost.

27. Extensions. GP16 authorizations expire two years from the date of issue. Unless there are circumstances requiring either a prompt completion of the authorized activity or a reevaluation of the public interest decision, the Corps will normally give favorable consideration to a request for an extension of this time limit; generally for one additional year. If such an extension is needed, you must request an extension at least 30 days before the authorization expires.

This general permit becomes effective when the Federal official, designated to act for the Secretary of the Army, has signed below.

Issued for and in behalf of the District Engineer.

_____/S/_____
Andrew J. Rosenau, Chief, Regulatory Branch

16 September 2005
Date

Attachments:
Map of Lake Tahoe Region
Address List of Agency Contacts

FIGURE 1. LAKE TAHOE BASIN
GEOGRAPHIC AREA OF GP 16



Base from U.S. Geological Survey digital data, 1:24,000 and 1:100,000, 1969-65
 Universal Transverse Mercator projection, Zone 11
 Bathymetric contours from Rush, 1973. Compiled from soundings made
 by U.S. Coast and Geodetic Survey (1983)
 Wilderness areas from U.S. Forest Service digital data, 1997

EXPLANATION

- · · · — Boundary of Lake Tahoe Basin
- - - - - Boundary of subbasin
- Bathymetric contour, in feet below highest legal lake-surface altitude (8,229.1 feet above U.S. Bureau of Reclamation datum of 1929)
- ▼ Lake Tahoe Interagency Monitoring Program monitoring stations
- Surface-water site
- Ground-water site

AGENCY CONTACTS

CALIFORNIA PROJECTS

U.S. Fish and Wildlife Service
Sacramento Fish and Wildlife Office
2800 Cottage Way, Suite W2605
Sacramento, California 95825-1888
(916) 414-6620

State Historic Preservation Office
California State Department of Parks and Recreation
P.O. Box 942896
Sacramento, California 94296-0001
(916) 653-6624

California State Lands Commission
100 Howe Avenue, Suite 100 South
Sacramento, California 95825-8202
(916) 574-1835

**California Regional Water Quality Control Board-
Lahontan Region**
2501 Lake Tahoe Boulevard
South Lake Tahoe, California 96150-7747
(530) 542-5400

California Department of Fish and Game
Environmental Services
1701 Nimbus Road
Rancho Cordova, California 95670-4599
(916) 358-2929

NEVADA PROJECTS

U.S. Fish and Wildlife Service
Nevada Fish and Wildlife Office
1340 Financial Boulevard, Suite 234
Reno, Nevada 89502-7147
(775) 861-6300

Nevada State Historic Preservation Office
100 North Stewart Street
Carson City, Nevada 89710
(775) 684-3443

Nevada Division of State Lands
801 South Stewart Street, Suite 5003
Carson City, Nevada 89701-5246
(775) 684-2720

Nevada Division of Environmental Protection
Bureau of Water Quality Planning
901 South Stewart Street, Suite 4001
Carson City, Nevada 89701-5249
Icyl Mulligan (775) 687-9432
Glen Gentry (775) 687-9448

Nevada Division of Wildlife
Region I Office
380 West B
Fallon, Nevada 89406-2916
(775) 423-3171

CALIFORNIA AND NEVADA PROJECTS

U.S. Army Corps of Engineers
Regulatory Branch
1325 J Street, Room 1480
Sacramento, California 95814-2922
(916) 557-5250

Tahoe Regional Planning Agency
128 Market Street
P.O. Box 5310
Stateline, Nevada 89448-5310
(775) 588-4547

U.S. Coast Guard
Commander (oan)
Eleventh Coast Guard District
Building 50-6, Coast Guard Island
Alameda, California 94501-5100
(510) 437-2983

Washoe Tribe
Washoe Archive and Cultural Resources
861 Crescent Drive
Carson City, Nevada 89701-7704
(775) 888-0936