

# **Air Quality Management District (AQMD) Budget Presentations**

Marcella McTaggart  
Air Pollution Control Officer

# Mission Statement

The mission of AQMD is to manage the county's air quality in a manner to protect public health by controlling and seeking reductions of air pollutants while recognizing and considering the economic and environmental impacts.

# AQMD

## Financial Component

- **Major Revenue Sources**

- Permit Fees
- DMV Fees
- State Subvention Funding

- **Total Revenue:** **\$2,545,173**

**(\$1,518,623) CAA Projects(\*)**

- **Total Appropriations:** **\$2,545,173**

**(\*) These funds can only be used to fund eligible mobile sources air pollution reduction related projects**

# AQMD Functional Chart

## 6.84 FTE

### **Control of air pollution from stationary sources**

- Source Permitting
- Emission Limitations
- Inspection Program
- Enforcement of Permit Conditions

### **Reduction of pollutants released in the County**

- Rule Review and Development
- Incentive Grant Program
- CEQA Land Use Reviews
- Prescribed Burn Program
- Outreach/Education

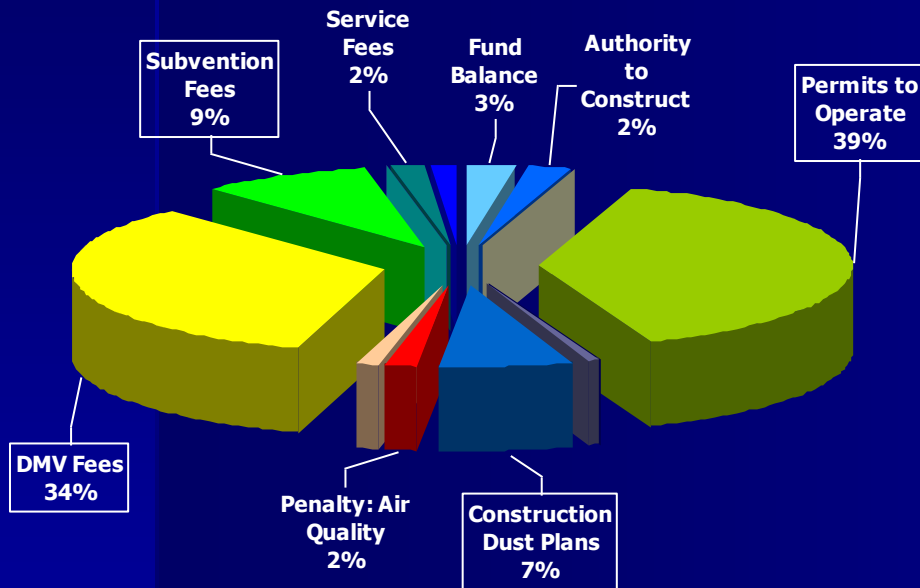
### **Respond to and investigate noncompliant events**

- Residential Burning
- Fugitive Dust Complaints
- Enforcement

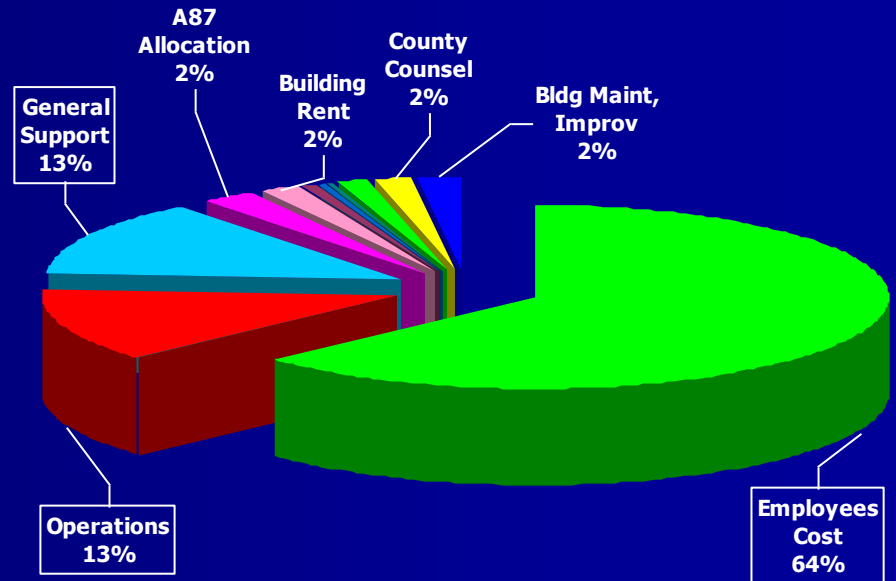
# AQMD Operations Proposed Revenues/Expenses

FY09/10: \$1,026,550

## Revenues



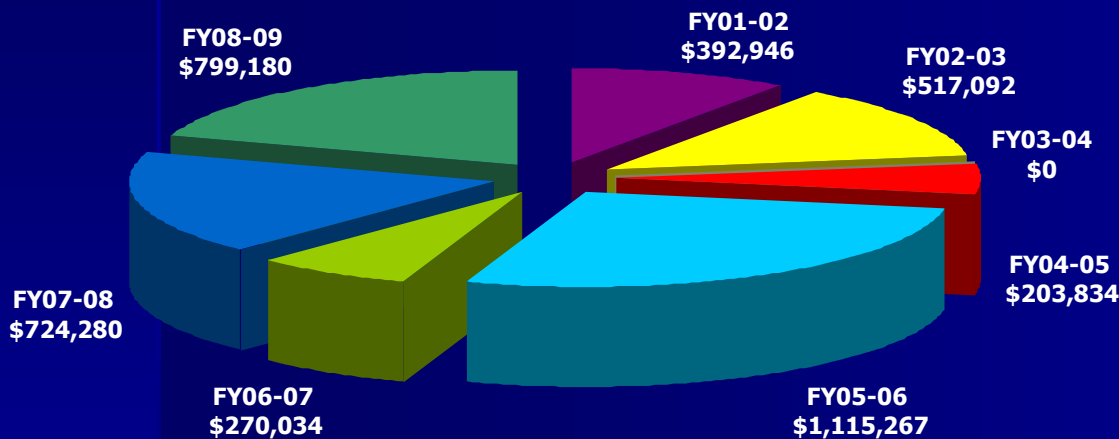
## Expenses



# AQMD

## Clean Air Projects Grants

**Total Awarded for FY01/02 – FY08/09: \$4,022,633**  
**Pollution Emissions Reduced: 490,530 lbs (245 tons)**



**Annual Revenues: \$700,000**  
**AB2766: \$350,000**

**AB923: \$350,000**  
**\$280,000 – New School Bus Program**  
**\$70,000 – Carl Moyer Program Projects**

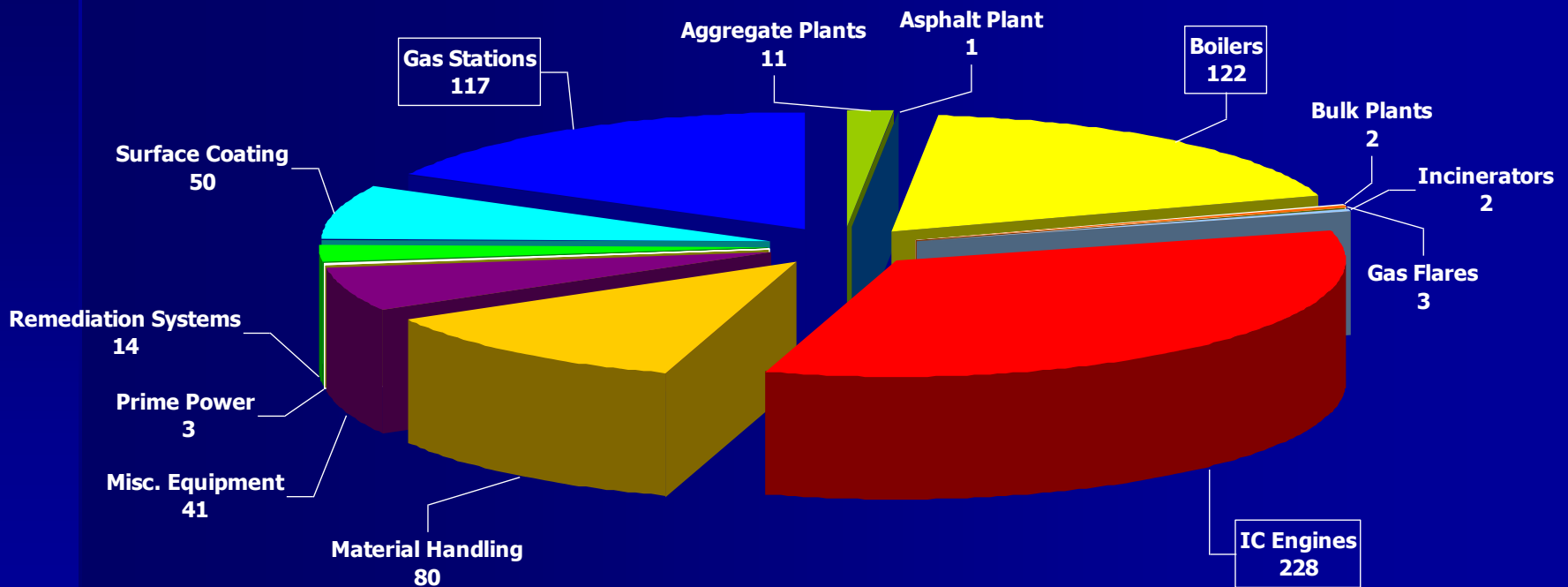
### Funding Awarded for Major Projects/Programs

Buses, Vehicles, Equipment	\$978,094
Equipment Retrofits	\$763,182
Parking Facilities	\$760,092
Chipping Programs Support	\$447,992
Bike/Pedestrian Paths	\$429,501
Shuttles	\$367,127

# AQMD

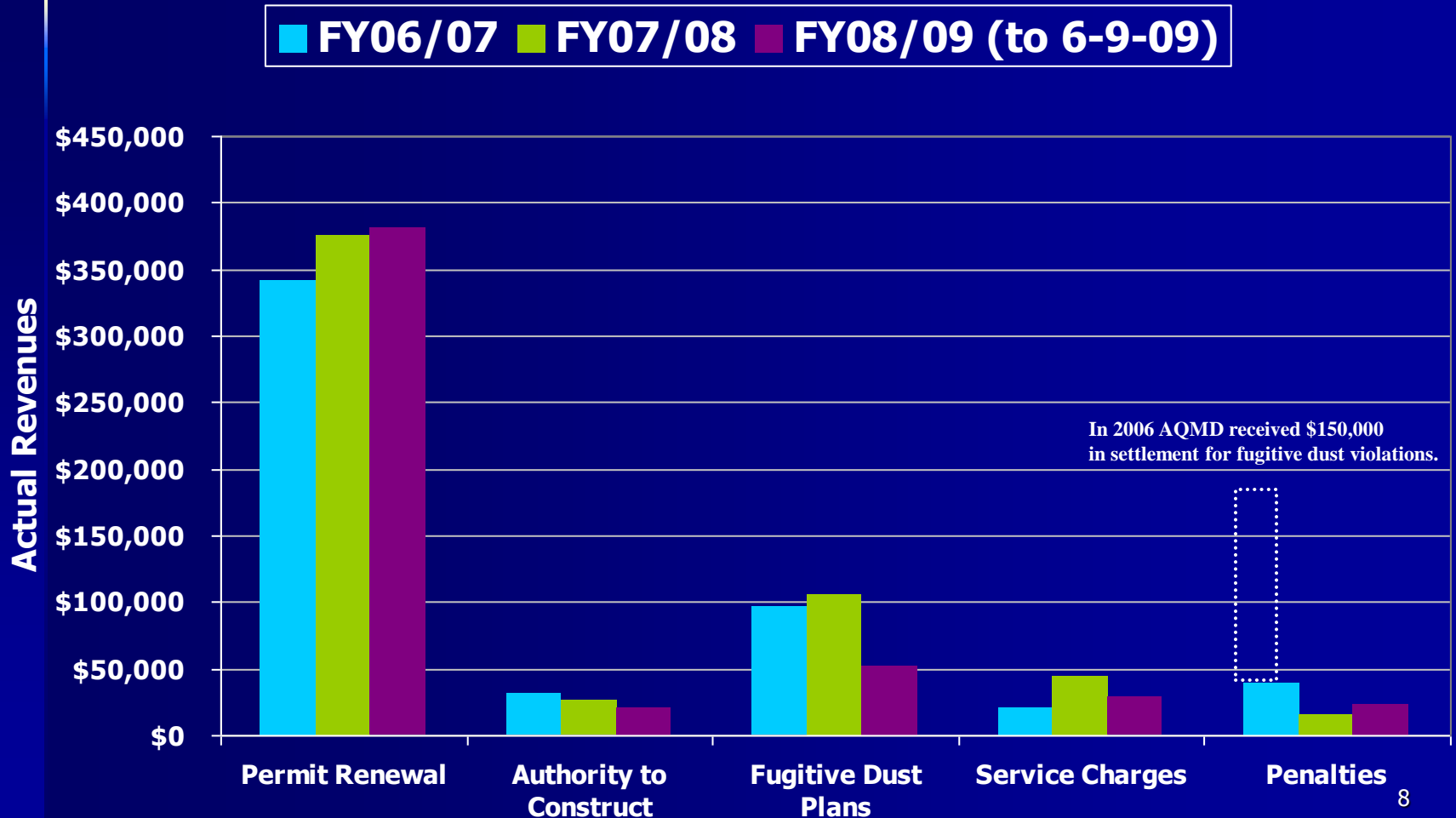
## Permitted Stationary Sources

Total: 675 Permitted Stationary Sources



# AQMD

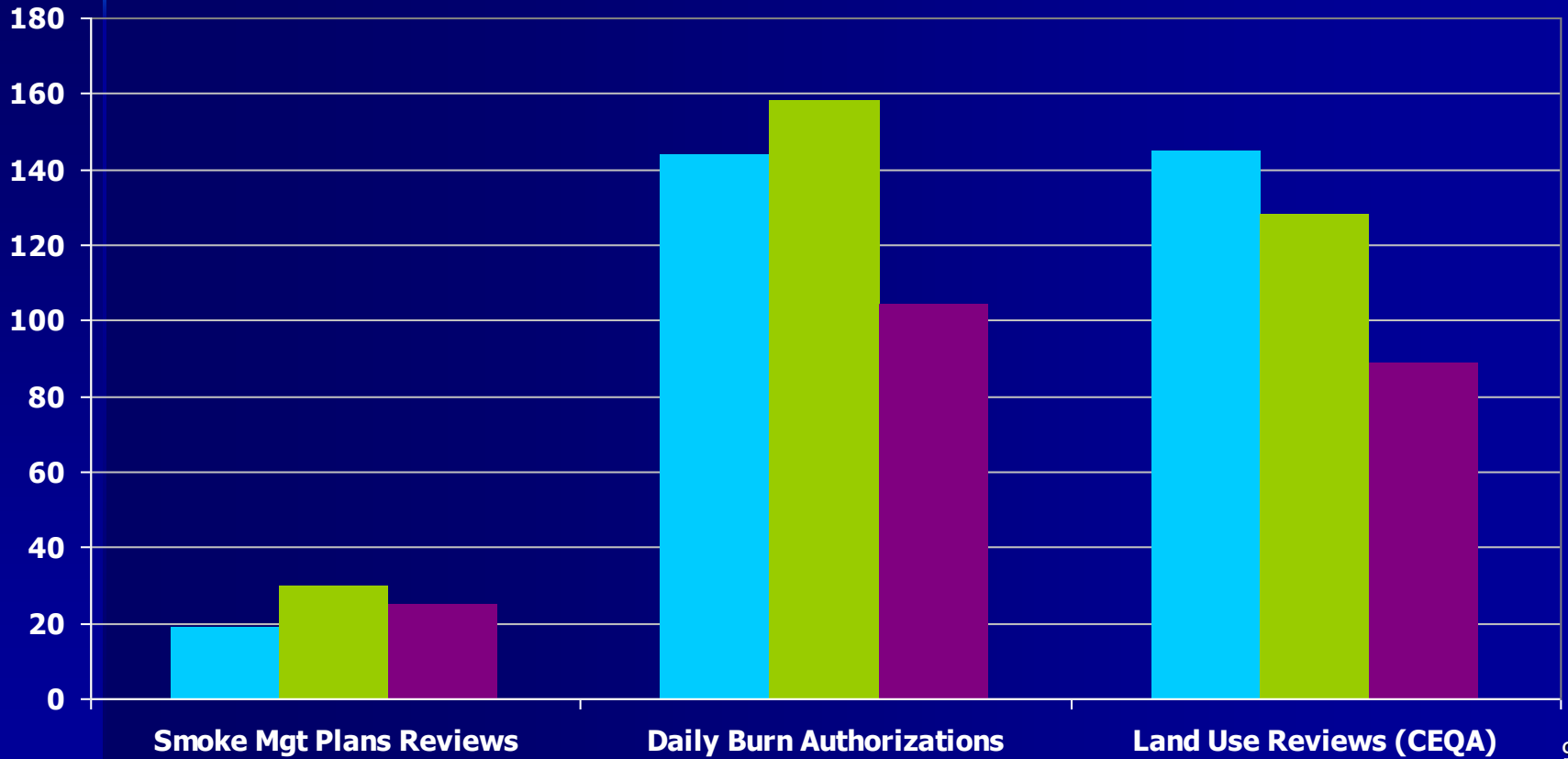
## Revenue Generating Activities





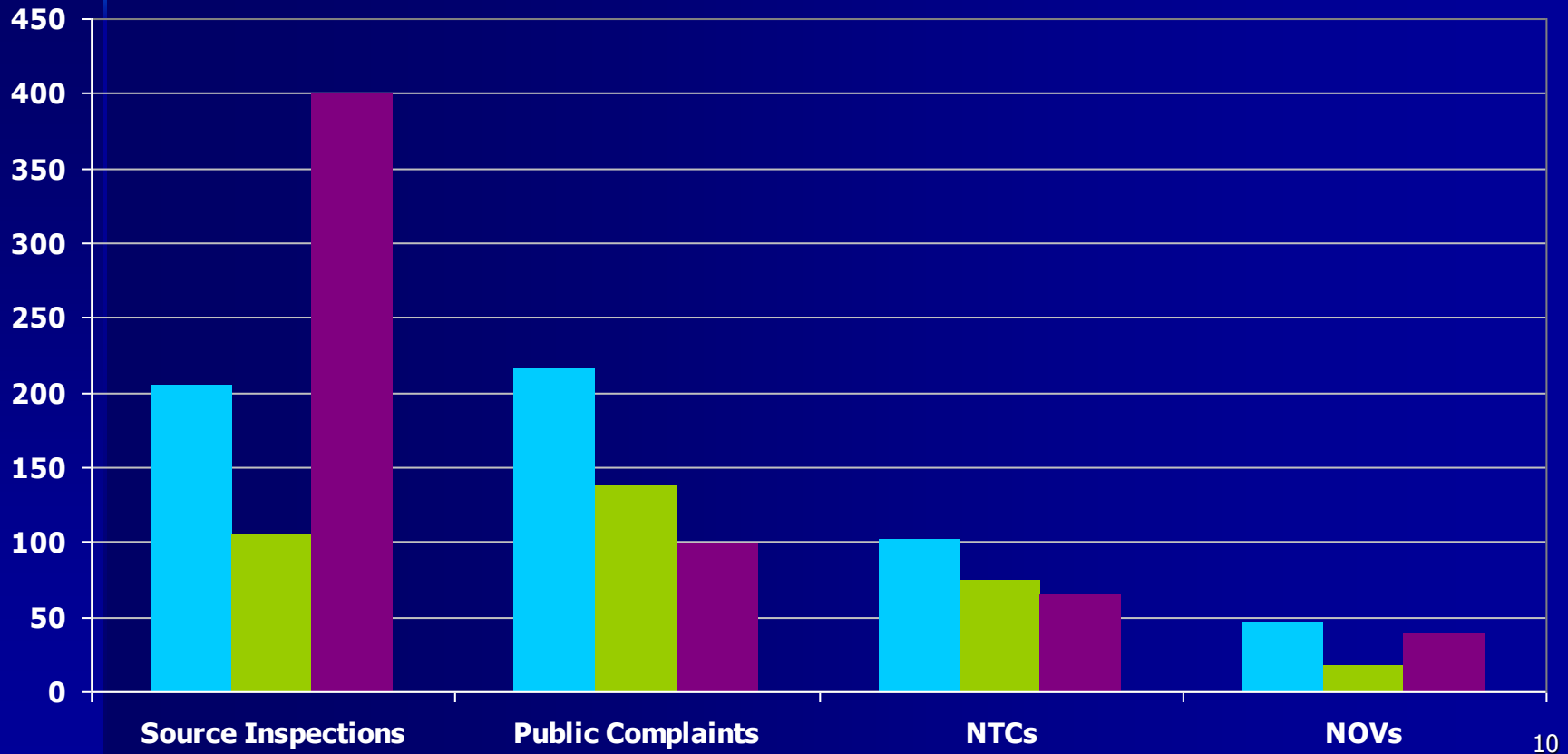
# AQMD Other Activities

**FY06/07** **FY07/08** **FY08/09 (to 6-9-09)**



# AQMD Enforcement Activities

FY06/07 FY07/08 FY08/09 (to 6-9-09)



# AQMD Enforcement Activities

## Construction Site Inspections



## Illegal Burns



# AQMD Enforcement Activities

## Prescribed Burns Inspections



## Permitted Sources Inspections





# Challenges

## Projects/Programs “On Hold”

### ■ Major Challenges for FY09/10

- ✓ Compliance with state requirement for new or modified rules
- ✓ Enforcement of state mandated equipment upgrades/phase-outs
- ✓ Keeping up with new federal/state regulations (vapor recovery, diesel equipment, Climate Change - AB32/SB375)
- ✓ Federal PM2.5 nonattainment designation requirements

### ■ Projects/Programs “On Hold”

- ✓ CEQA Guidance document update (AB32/SB375)
- ✓ 2008 Triennial Report to CARB
- ✓ Outreach activities