

AIR QUALITY MANAGEMENT DISTRICT

Program Summary

Air Quality

Positions: 9.0 FTE

Extra Help: \$0

Total Appropriations: \$9,019,503

Total Revenues: \$9,019,503

Net County Cost: \$0

The Air Quality Management District (AQMD) administers the California and Federal Clean Air Acts via guidelines set forth by State and Federal Agencies and the AQMD Rules established by the Board of Directors. These requirements are implemented through a variety of activities including: emission control requirement compliance verification, Naturally Occurring Asbestos dust control, fugitive dust control, burn regulation enforcement, 24 hour complaint investigation, land development project review and promotion of transportation control measures that improve air quality. Revenue is generated from stationary source permit fees, construction dust mitigation plan fees, Federal Targeted Airshed Grant (TAG) funding, motor vehicle registration fees, State funding for Portable Equipment Registration Program (PERP), State grant funding for ag equipment through the FARMER program, subvention funding for rural districts, annual Carl Moyer Program allocations, AB197 and AB617 grant funds, and other sources. Stationary source permit fees are adjusted annually based upon changes to the California Consumer Price Index and in accordance with the AQMD Rules.

AQMD funds shuttle projects, bike paths, road paving, bus retrofits/replacements, agricultural equipment replacements, vehicle retirement and other projects that reduce motor vehicle emissions. AQMD incentivizes the purchase of electric vehicles and works to expand electric vehicle charging infrastructure throughout the County. The number of Drive Clean! incentives for the purchase or lease of a new EV (electric vehicle) or PHEV (plug-in electric hybrid vehicle) for FY2021/22 is showing a continuing strong participation in the program and is projected to finish the year approximately even with the number of incentives the previous fiscal year, even though some popular vehicle models have dropped off the eligibility list. With mainline manufacturers introducing more eligible EV and PHEV models each model year, we expect this to continue to be a robust and cost effective incentive program.

AQMD also incentivizes old wood stove removals and replacement through a proven local program and a highly successful augmented State-funded program and have added an additional Federally-funded program. AQMD's success with the wood stove programs has been recognized by other districts, and AQMD continues to administer the woodstove replacement programs for Placer County.

In April of 2018, AQMD introduced the Clean Lawnmower Incentive Program (CLIP) which to date has incentivized the replacement of over 775 gas-powered mowers with clean, quiet, battery-powered electric mowers.

Over the next few fiscal years, the District will be providing the County Department of Transportation with Federal Targeted Airshed (TAG) grant funding to continue to double chip seal slurry approximately 4.62 miles of the County's unpaved roads that are located in or near naturally occurring asbestos (NOA) areas.

Staff salaries and benefits comprise approximately 15.17% of the FY 2022-23 budget and total general administrative (non-program) costs comprise approximately 19.10%.

AIR QUALITY MANAGEMENT DISTRICT

Sources of Funds

License, Permits & Franchises (\$895,370): Air emissions source permits, authorization to construct permits, fugitive and asbestos dust plans and hot spots program revenue.

Fine, Forfeiture & Penalties (\$1,000): Minor revenue from air quality violations.

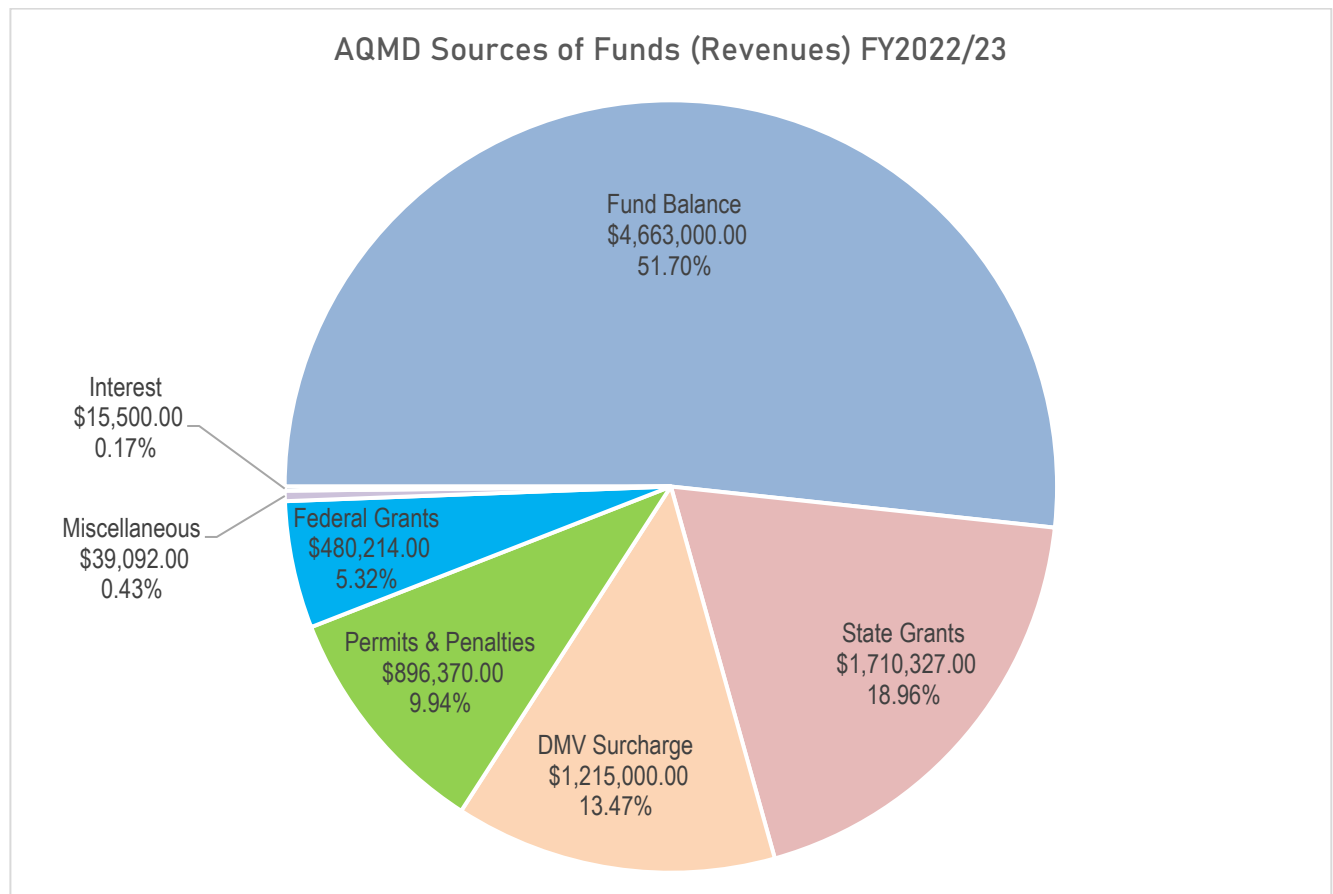
Use of Money & Property (\$15,500): Interest revenue.

State (\$2,925,327): Carl Moyer Memorial Air Quality Standards Attainment Program Grant and Admin Funding (\$1,263,906); AB 2766 and AB923 DMV registration (\$1,215,000), FARMER Program grant and admin funding (\$295,650); Rural district subvention funds (\$94,280); PERP funding (\$28,300); AB617 Community Air Protection Program (\$14,169), AB197 Emission Inventory funding (\$10,000), and State Woodstove Program administrative funding (\$4,022).

Federal (\$480,214): Federal Environmental Protection Agency Targeted Airshed Grant reimbursement for installation of cleaner-burning woodstoves in El Dorado and Placer Counties' non-attainment areas, including administrative cost.

Miscellaneous Revenue (\$39,092): Funds from Placer County Air Pollution Control District to fund wood stove replacement incentives in the eastern and central portions of Placer County and for AQMD staff costs for administering the Placer County wood stove replacement program.

Use of Fund Balance (\$4,663,000): Carryover of funds from prior fiscal years.



AIR QUALITY MANAGEMENT DISTRICT

Use of Funds

Services & Supplies (\$3,743,094):

Comprised of the following incentive and grant funding programs:

- Installation and maintenance of standard & access controlled EV charging stations at County owned and leased facilities (\$680,000)
- Carl Moyer Program awarded and anticipated vehicle project funding and associated AB923 match (\$628,629)
- AB923 funded non-school bus diesel replacements/retrofits based on future RFP (\$500,000)
- Federal Targeted Airshed Grant funding wood stove replacement incentive program (\$471,980)
- AB2766 funded projects to be awarded in subsequent RFP (\$300,000)
- FARMER grant ag equipment projects (\$135,000)
- AB2766 funded projects previously awarded after RFP for FY2022-23 (\$255,815)
- Public-use EV charging stations at private businesses throughout the County (\$140,000)
- Voluntary Accelerated Vehicle Retirement (VAVR) scrap program (\$100,000)
- Residential EV charging station incentives (\$100,000)
- Grant and incentive program advertising and outreach (\$80,541)
- Drive Clean EV purchase incentive program (\$74,875)
- District locally funded wood stove replacement incentive program (\$57,170)
- Placer County wood stove replacement incentive program (administered by El Dorado County AQMD) (\$43,200)
- Clean Lawnmower Incentive Program (CLIP) (\$40,000)
- CAP Grant funded wood stove replacement incentive program (\$40,000)
- State wood stove replacement incentive program (\$21,458)
- Electricity cost for EV chargers at EDH park-and-ride lot (\$2,500)
- EV charger monitoring contract (\$2,200)

And the following general operation costs:

- Fleet vehicle rent, maintenance and fuel costs (\$25,960)
- General liability insurance cost (\$7,085)
- Rent/Lease of copier and mobile phones for field staff (\$6,000)
- Staff training opportunities (\$5,165)
- Office equipment and technology upgrades (\$3,100)
- Payment to State for portion of "Hot Spot" fees (\$2,671)
- Sum of small miscellaneous general operational costs (\$19,745)

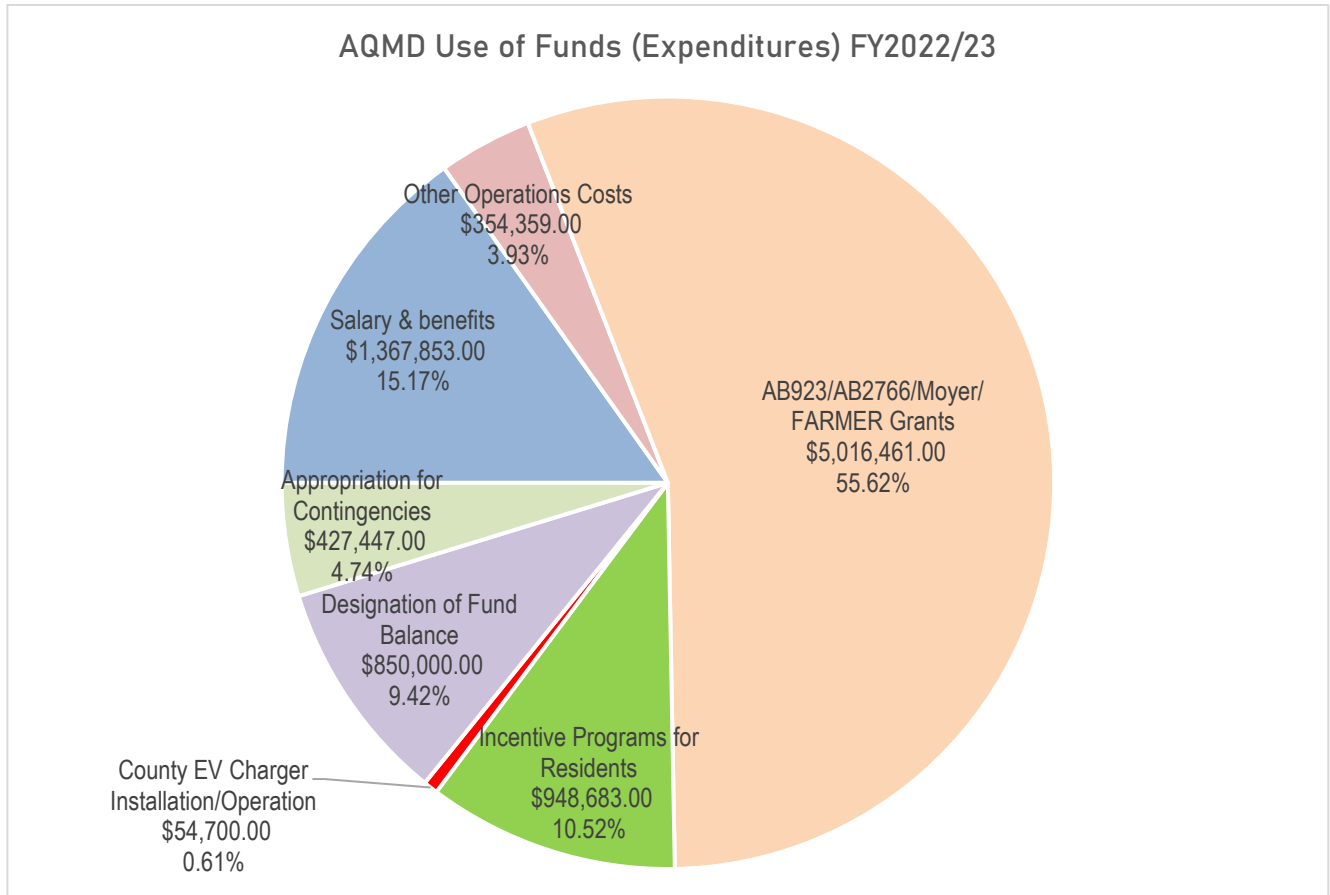
Other Charges / Interfund Transfers (\$2,631,109): Comprised of awarded and anticipated school and transit bus retrofit and replacement grants funded with Carl Moyer Program and AB923 funds based on future requests for proposals (\$2,331,248); 2CFR Part 200 County administration allocated costs (\$276,707); County Counsel charges (\$10,000); Spare the Air campaign contribution (\$5,228); Mail service cost-applied charges (\$3,325); Community Development Agency (CDA) Fleet Management charges for vehicle repairs (\$2,500); Facilities cost-applied charges for building maintenance (\$1,900); and County Stores cost-applied charges (\$201).

Appropriations for Contingencies / unallocated fund balance (\$427,447)

Designation of Fund Balance (\$850,000): Reserved for eligible project to be determined in-lieu of Building A parking lot.

AIR QUALITY MANAGEMENT DISTRICT

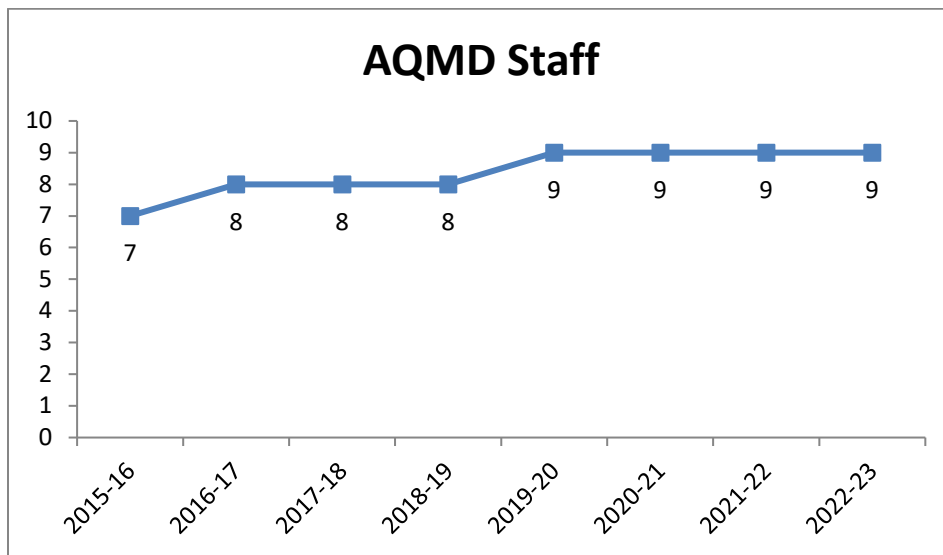
Salaries & Benefits (\$1,367,853): Comprised of salary costs (\$946,291); retirement (\$237,020); health insurance (\$135,974); Medicare (\$13,332); retiree health (\$11,489); deferred compensation and flexible benefit costs (\$9,650); workers compensation insurance (\$9,093); unemployment insurance (\$3,906); and long-term disability insurance (\$1,098).



AIR QUALITY MANAGEMENT DISTRICT

Staffing Trend

AQMD's staffing remained constant for several years after separating from EMD in FY 2010-11. From FY2010-11 to FY2015-16, the County's Community Development Agency provided fiscal services and annually charged AQMD an amount equivalent to the cost of 1.0 FTE. Starting in FY 2016-17, those administrative functions have been performed by a Senior Department Analyst (now Air Quality Administrative Analyst) employed directly by the District. Having a single position working solely on District business has dramatically improved administrative/fiscal services and accelerated grant program delivery to residents, businesses, nonprofit entities and agencies. In FY2018-19, the Board of Directors approved the addition of a Senior Air Quality Engineer to fulfill increased State mandated program requirements, expand the incentive programs and enhance succession planning. Staffing in FY2022-23 remains the same, with no additions or reductions in staff.



**AIR QUALITY MANAGEMENT DISTRICT
SUMMARY OF ORGS
FY 22/23 APPROVED BUDGET**

		7110100	7120200	7130300	7140400		
OBJ:	DESCRIPTION:	OPERATIONS/ CHIMNEY SMOKE PGM & MISC GRANTS FY 22/23 APPROVED	AB2766 FY 22/23 APPROVED	AB923 FY 22/23 APPROVED	CARL MOYER FY 22/23 APPROVED	FY 22/23 DISTRICT TOTAL APPROVED BUDGET	DIFFERENCE BETWEEN FY 21/22 & FY 22/23 BUDGETS
	FY 21/22 FINAL APPROVED BUDGET (inc. fund balance adjusts)						
REVENUES:							
0000	Use of General Fund	-	-	-	-	-	-
0001	Use of Fund Balance	4,901,223	968,000	1,185,000	1,880,000	630,000	4,663,000
0003	Use of Designated Fund Balance	-	-	-	-	-	-
0220	Permit: Construction	36,990	28,665	-	-	-	28,665
0260	Other Licenses & Permits	641,860	700,857	-	-	-	700,857
0271	Permit: Hot Spots	6,480	3,776	-	-	-	3,776
0276	Permit: Fugitive Dust	131,977	162,072	-	-	-	162,072
0340	Penalty: Air Quality	200	1,000	-	-	-	1,000
0400	Interest	22,500	4,000	4,000	5,000	2,500	15,500
0541	St: Air Quality Surcharge	1,190,000	430,000	405,000	380,000	-	1,215,000
0880	St: Other	1,269,850	650,220	-	-	1,060,107	1,710,327
1100	Fed: Other	459,553	480,214	-	-	-	480,214
1940	Misc: Revenue	-	39,092	-	-	-	39,092
REVENUES TOTAL:		8,660,633	3,467,896	1,594,000	2,265,000	1,692,607	9,019,503
EXPENDITURES:							
3000	Perm. Employees	871,205	919,393	-	-	-	919,393
3002	Overtime	10,000	10,000	-	-	-	10,000
3003	Standby Pay	16,248	16,248	-	-	-	16,248
3004	Other Comp	650	650	-	-	-	650
3020	Employer Share Emp Ret.	233,473	237,020	-	-	-	237,020
3022	Medicare	12,632	13,332	-	-	-	13,332
3040	Employer Health Ins.	192,286	135,974	-	-	-	135,974
3041	Employer UnEmp. Ins	3,906	3,906	-	-	-	3,906
3042	Long Term Disab. Ins.	1,098	1,098	-	-	-	1,098
3043	Deferred Compensation	3,410	3,410	-	-	-	3,410
3046	Retiree Health	11,121	11,489	-	-	-	11,489
3060	Wrk. Comp. Ins	-	9,093	-	-	-	9,093
3080	Flex Benefits	6,240	6,240	-	-	-	6,240
SUBTOTAL SALARY & BENEFITS:		1,362,269	1,367,853	-	-	-	1,367,853
4020	Clothing & Personal Gear	100	200	-	-	-	200
4040	Comm. Phn. Vender Pmt.	3,300	3,300	-	-	-	3,300
4041	Comm. Pass Thru Chrgs.	200	200	-	-	-	200
4080	Household Expense	75	75	-	-	-	75
4100	Ins. Premiums	4,708	7,085	-	-	-	7,085
4160	Veh Maint: Service	100	100	-	-	-	100
4221	Memberships (Legislative)	3,250	2,850	-	-	-	2,850
4260	Office Expense	1,500	1,500	-	-	-	1,500
4261	Postage	1,200	1,000	-	-	-	1,000
4263	Subscription/Newspaper/Journals	-	200	-	-	-	200
4264	Books / Manuals	325	350	-	-	-	350
4266	Printing / Duplication	1,200	1,250	-	-	-	1,250
4300	Prof. & Special Serv.	2,304,165	136,600	1,211,250	662,975	535,654	2,546,479
4324	Medical,Dental, Lab & Ambulance Service	350	400	-	-	-	400
4337	Other Governmental Agencies	67,336	2,671	40,000	-	-	42,671
4400	Publication & Legal	68,041	80,541	-	-	-	80,541
4420	Rents & Leases: Equipment	2,700	2,700	-	-	-	2,700
4461	Equip: Minor	61,200	1,200	50,000	-	-	51,200
4462	Equip: Computer	1,600	3,100	-	-	-	3,100
4500	Special Dept Exp (Non 1099 INCENTIVES)	380,887	157,200	74,875	-	29,000	261,075
4502	Educational Materials	1,000	1,000	-	-	-	1,000
4599	SDE - Other Income (1099 INCENTIVES)	670,000	487,608	-	100,000	100,000	687,608
4600	Transportation & Travel (No Overnight)	100	100	-	-	-	100
4602	Private Auto Employee Mileage (No Overnight Travel)	300	400	-	-	-	400
4605	Rent & Lease: Vehicle (No Overnight Travel)	21,496	22,860	6,565	-	-	29,425
4606	Fuel Purchase (No Overnight Travel)	200	-	-	-	-	-
4607	Bulk Fuel Purchase	3,000	3,000	200	-	-	3,200
4609	Staff Development	1,400	500	-	-	-	500
4650	Registration (Overnight Travel)	4,665	4,665	-	-	-	4,665
4651	Meals/Per Diem (Overnight Travel)	1,400	1,520	-	-	-	1,520
4652	Mileage/Fuel (Overnight Travel)	600	600	-	-	-	600
4653	Auto Rental (Overnight Travel)	400	400	-	-	-	400
4654	Airfare (Overnight Travel)	650	650	-	-	-	650
4655	Other Costs (Overnight Travel)	200	200	-	-	-	200
4656	Hotel (Overnight Travel)	3,600	4,050	-	-	-	4,050
4700	Utilities	4,000	-	2,500	-	-	2,500
SUBTOTAL SERVICES & SUPPLIES:		3,615,248	930,075	1,385,390	762,975	664,654	3,743,094
5240	Contribution: Non-County Governmental Agencies	1,593,228	-	5,228	1,366,284	964,964	2,336,476
SUBTOTAL OTHER CHARGES:		1,593,228	-	5,228	1,366,284	964,964	2,336,476
5300	Interfund Expense: Not General	192,859	276,707	2,500	-	-	279,207
5304	Interfund: Mail Service	3,504	3,325	-	-	-	3,325
5305	Interfund: Stores Support	343	201	-	-	-	201
5310	Interfund: County Counsel	10,000	10,000	-	-	-	10,000
5318	Interfund: Maint Building Imp	2,400	1,400	500	-	-	1,900
SUBTOTAL INTERFUND TRANSFERS:		209,106	291,633	3,000	-	-	294,633
7000	Operating Transfer Out	642,609	-	-	-	-	-
7001	Operating Transfer Out: Fleet	30,000	-	-	-	-	-
SUBTOTAL OPERATING TRANSFERS:		672,609	-	-	-	-	-
7700	Appropriation for Contingencies	1,208,173	28,335	200,382	135,741	62,989	427,447
7801	Designations of Fund Balance	-	850,000	-	-	-	850,000
SUBTOTAL CONTINGENCIES:		1,208,173	878,335	200,382	135,741	62,989	1,277,447
EXPENDITURES TOTALS:		8,660,633	3,467,896	1,594,000	2,265,000	1,692,607	9,019,503
REVENUE LESS EXPENDITURES:		-	-	-	-	-	-

**AIR QUALITY MANAGEMENT DISTRICT
7110100 - OPERATIONS / CHIMNEY SMOKE PROGRAM / MISCELLANEOUS GRANTS
FY 22/23 APPROVED BUDGET**

OBJ:		DESCRIPTION:	FY 21-22 FINAL APPROVED BUDGET (inc. fund balance adjsts)	FY 22-23 TOTAL APPROVED BUDGET	DIFFERENCE BETWEEN FY 21-22 & FY 22-23 BUDGETS
REVENUES:					
0000	Use of General Fund		-	-	-
0001	Use of Fund Balance		1,356,343	968,000	(388,343)
0220	Permit: Construction		36,990	28,665	(8,325)
0260	Other Licenses & Permits		641,860	700,857	58,997
0271	Permit: Hot Spots		6,480	3,776	(2,704)
0276	Permit: Fugitive Dust		131,977	162,072	30,095
0340	Penalty: Air Quality		200	1,000	800
0400	Interest		4,000	4,000	-
0541	St: Air Quality Surcharge		430,000	430,000	-
0880	St: Other		544,923	650,220	105,297
1100	Fed: Other		459,553	480,214	20,661
1940	Misc: Revenue		-	39,092	39,092
REVENUES TOTAL:			3,612,326	3,467,896	(144,430)
EXPENDITURES:					
3000	Perm. Employees		871,205	919,393	48,188
3002	Overtime		10,000	10,000	-
3003	Standby Pay		16,248	16,248	-
3004	Other Comp		650	650	-
3020	Employer Share Emp Ret.		233,473	237,020	3,547
3022	Medicare		12,632	13,332	700
3040	Employer Health Ins.		192,286	135,974	(56,312)
3041	Employer UnEmp. Ins		3,906	3,906	-
3042	Long Term Disab. Ins.		1,098	1,098	-
3043	Deferred Compensation		3,410	3,410	-
3046	Retiree Health		11,121	11,489	368
3060	Wrk. Comp. Ins		-	9,093	9,093
3080	Flex Benefits		6,240	6,240	-
SUBTOTAL Salary & Benefits:			1,362,269	1,367,853	5,584
4020	Clothing & Personal Gear		100	200	100
4040	Comm. Phn. Vender Pmt.		3,300	3,300	-
4041	Comm. Pass Thru Chrgs.		200	200	-
4080	Household Expense		75	75	-
4100	Ins. Premiums		4,708	7,085	2,377
4160	Veh Maint: Service		100	100	-
4221	Memberships (Legislative)		3,250	2,850	(400)
4260	Office Expense		1,500	1,500	-
4261	Postage		1,200	1,000	(200)
4263	Subscription/Newspaper/Journals		-	200	200
4264	Books / Manuals		325	350	25
4266	Printing / Duplication		1,200	1,250	50
4300	Prof. & Special Serv.		137,965	136,600	(1,365)
4324	Medical,Dental, Lab & Ambulance Service		350	400	50
4337	Other Governmental Agencies		3,336	2,671	(665)
4400	Publication & Legal		68,041	80,541	12,500
4420	Rents & Leases: Equipment		2,700	2,700	-

**AIR QUALITY MANAGEMENT DISTRICT
7110100 - OPERATIONS / CHIMNEY SMOKE PROGRAM / MISCELLANEOUS GRANTS
FY 22/23 APPROVED BUDGET**

OBJ:	DESCRIPTION:	FY 21-22 FINAL APPROVED BUDGET (inc. fund balance adjusts)	FY 22-23 TOTAL APPROVED BUDGET	DIFFERENCE BETWEEN FY 21-22 & FY 22-23 BUDGETS
4461	Equip: Minor	11,200	1,200	(10,000)
4462	Equip: Computer	1,600	3,100	1,500
4500	Special Dept Exp (Non 1099 INCENTIVES)	262,512	157,200	(105,312)
4502	Educational Materials	1,000	1,000	-
4599	SDE - Other Income (1099 INCENTIVES)	465,000	487,608	22,608
4600	Transportation & Travel (No Overnight)	100	100	-
4602	Private Auto Emp Mlg (No Overnight Travel)	300	400	100
4605	Rent & Lease: Vehicle (No Overnight Travel)	18,026	22,860	4,834
4607	Bulk Fuel Purchase	3,000	3,000	-
4609	Staff Development	1,400	500	(900)
4650	Registration (Overnight Travel)	4,665	4,665	-
4651	Meals/Per Diem (Overnight Travel)	1,400	1,520	120
4652	Mileage/Fuel (Overnight Travel)	600	600	-
4653	Auto Rental (Overnight Travel)	400	400	-
4654	Airfare (Overnight Travel)	650	650	-
4655	Other Costs (Overnight Travel)	200	200	-
4656	Hotel (Overnight Travel)	3,600	4,050	450
<i>SUBTOTAL Services & Supplies:</i>		1,004,003	930,075	(73,928)
5300	Interfund Expense: Not General	190,359	276,707	86,348
5304	Interfund: Mail Service	3,504	3,325	(179)
5305	Interfund: Stores Support	343	201	(142)
5310	Interfund: County Counsel	10,000	10,000	-
5318	Interfund: Maint Building Imp	2,200	1,400	(800)
<i>SUBTOTAL Interfund Transfers:</i>		206,406	291,633	85,227
7000	Operating Transfer Out	564,478	-	(564,478)
<i>SUBTOTAL Operating Transfers:</i>		564,478	-	(564,478)
7700	Appropriation for Contingencies	475,170	28,335	(446,835)
7801	Designations of Fund Balance	-	850,000	850,000
<i>SUBTOTAL Contingencies:</i>		475,170	878,335	403,165
<i>EXPENDITURES TOTAL:</i>		3,612,326	3,467,896	(144,430)
<i>REVENUE LESS EXPENDITURES:</i>		-	-	-

AIR QUALITY MANAGEMENT DISTRICT
 7110100 - OPERATIONS / CHIMNEY SMOKE PROGRAM / MISCELLANEOUS GRANTS
 FY 22/23 APPROVED BUDGET

<u>Object</u>	<u>Description/Notes</u>	<u>Expenditures</u>				<u>Totals</u>
		# of FTE	hours	rate	Total	
3000	Permanent Employees & Benefits					
	Per Salary and Benefits calculation worksheet	9.0	2,088	varies	\$ 919,393	\$ 919,393
3002	Total Standard Overtime					
	Staff response to after hours complaints, inspection services to businesses unable to meet during office hours, updating online and telephone burn day information weekends/holidays and education/outreach events and meetings				\$ 10,000	\$ 10,000
3003	Standby Pay					
	Duty officer standby pay at \$2.50/hour (~6,500 HOURS ANNUALLY)				\$ 16,248	\$ 16,248
3004	Other Compensation					
	Cell Phone Allowance				\$ 650	
	Leave payouts (Management and other) - None projected				\$ -	\$ 650
3020	Employer Share Employee Retirement					
	CalPers Partial Unfunded Liability - per CAO intranet budget planning page				\$ 151,425	
	Per Salary and Benefits calculation worksheet				\$ 85,595	\$ 237,020
3022	Medicare					
	Per Salary and Benefits calculation worksheet				\$ 13,332	\$ 13,332
3040	Employer Health Insurance Cost					
	Per Salary and Benefits calculation worksheet				\$ 135,974	\$ 135,974
3041	Employer Unemployment Insurance					
					\$ 3,906	\$ 3,906
3042	Long-Term Disability					
	Per Salary and Benefits calculation worksheet				\$ 1,098	\$ 1,098
3043	Deferred Compensation					
	Per Salary and Benefits calculation worksheet				\$ 3,410	\$ 3,410
3046	Retiree Health Contribution					
	Per CAO intranet budget planning page				\$ 11,489	\$ 11,489
3060	Worker's Compensation					
	Per CAO intranet budget planning page				\$ 9,093	\$ 9,093
3080	Flexible Benefits					
	Per Salary and Benefits calculation worksheet				\$ 6,240	\$ 6,240
TOTAL SALARY AND EMPLOYEE BENEFITS					\$ 1,367,853	

AIR QUALITY MANAGEMENT DISTRICT
7110100 - OPERATIONS / CHIMNEY SMOKE PROGRAM / MISCELLANEOUS GRANTS
FY 22/23 APPROVED BUDGET

Object	Description/Notes	Totals	
4020	Clothing & Personal Supplies		
	As needed for field work	\$ 200	\$ 200
4040	Telephones-vendor payments		
	6 field staff phones & on-call phone base rate (7 @ \$29.24/mo)	\$ 2,520	
	Usage Charges (based on new contract actuals)	\$ 780	\$ 3,300
4041	Telephone pass-Thru		
	Based on previous 2 full fiscal year actuals	\$ 200	\$ 200
4080	Household Expense		
	Stores Direct Charges - Based on previous full fiscal year actuals	\$ 75	\$ 75
4100	Insurance Premiums		
	General Liability cost-applied ("El Dorado Allocation General Liability")	\$ 7,085	\$ 7,085
4160	Vehicle Maintenance		
	Car washes for District assigned fleet vehicles	\$ 100	\$ 100
4221	Memberships - Legislative		
	Sacramento Regional Cleaner Air Partnership 2023 Contribution	\$ 1,000	
	Association of Air Pollution Control Agencies (AAPCA)	\$ 550	
	California Air Pollution Control Officer's Association (CAPCOA) <i>Dues confirmed 3/15/22</i>	\$ 1,300	\$ 2,850
4260	Office Expense		
	Small office furniture replacement to address ergonomic concerns (except chairs, desks...)	\$ -	
	Office supplies	\$ 1,500	\$ 1,500
4261	Postage		
	Mailing annual budget notification to permit holders and mailing program outreach to residents	\$ 1,000	\$ 1,000
4263	Subscriptions		
	Mountain Democrat subscription (Subscription active until 9/2022)	\$ 200	\$ 200
4264	Books/Manuals		
	Annual edition copies of California Air Quality Control Laws, blue book	\$ 350	\$ 350
4266	Printing Duplication		
	As needed	\$ 1,000	
	Printing of budget notification postcards	\$ 250	\$ 1,250
4300	Professional & Specialized Services		
	FARMER Program Grant Award - Projected based on past rounds (1 @ \$135K in FY22-23, 1 @ \$135K in FY23-24)	\$ 135,000	
	Sonitrol Access Control for AQMD office (\$127/mo)	\$ 1,600	\$ 136,600
4324	Medical, Dental, Lab & Ambulance Service		
	Pre-employment testing (Approx \$400 per new hire)	\$ 400	\$ 400
4337	Other Governmental Agencies		
	Portion of Hot Spot assessment fee (0276) submitted to State (17x\$35 + 1x\$2009 + 1x\$67=\$2671) in May	\$ 2,671	\$ 2,671
4400	Publication & Legal Notices		
	Chimney Smoke RIP Advertisements	\$ 35,000	
	Drive Clean & other AB2766 Grant Advertisements	\$ 25,000	
	Clean Lawnmower IP Advertisements	\$ 12,500	
	TAG Chimney Smoke RIP Advertisements & Direct Mailers (25% of total 5-year grant budget)	\$ 7,041	
	Annual Budget and Rule Change Notifications	\$ 1,000	\$ 80,541

AIR QUALITY MANAGEMENT DISTRICT
7110100 - OPERATIONS / CHIMNEY SMOKE PROGRAM / MISCELLANEOUS GRANTS
FY 22/23 APPROVED BUDGET

<u>Object</u>	<u>Description/Notes</u>			<u>Totals</u>
4420	Rents & Lease: Equipment			
	Copy machine - Discovery Office Systems (avg @ \$225/mo)		\$ 2,700	\$ 2,700
4461	Minor Equipment			
	Miscellaneous equipment/furniture for office (chairs, stand-up desk, etc)		\$ 1,000	
	Field equipment including flashlights, etc. for after hours response		\$ 200	\$ 1,200
4462	Minor Equipment: Computer			
	Replacement of outdated tablets & accessories	2	\$ 1,500	\$ 3,000
	Miscellaneous replacement keyboards, mice, etc.		\$ 100	\$ 3,100
4500	Special Departmental Expense (Non-1099 INCENTIVES)			
	Local Fund Match for CLIP Program (\$55/mower x 200 mowers)	200	\$ 55	\$ 11,000
	Local RIP Incentives - West Slope	50	\$ 599	\$ 29,950
	Building Permit Billing/Reimbursement for Local Program (W Slope - Paid to EDC)	50	\$ 132	\$ 6,600
	TAG Standard Woodstove Incentive - El Dorado County	150	\$ 599	\$ 89,850
	Building Permit for TAG Standard Incentive - El Dorado (Paid to EDC)	150	\$ 132	\$ 19,800
				\$ 157,200
4502	Educational Materials			
	Promotional Items for Fair, Outreach, etc.		\$ 1,000	\$ 1,000
4599	Special Departmental Expense - Other Income (1099 INCENTIVES)			
	Local RIP Incentives - Tahoe Basin	20	\$ 599	\$ 11,980
	TRPA RIP Incentives - Tahoe Basin	20	\$ 300	\$ 6,000
	Building Permit Billing/Reimbursement for Local Program (Tahoe Basin)	20	\$ 132	\$ 2,640
	TAG Standard Woodstove Incentive - Placer County	70	\$ 599	\$ 41,930
	TAG Standard Woodstove Building Permits - Placer County	70	\$ 170	\$ 11,900
	TAG Enhanced Woodstove Incentive - El Dorado & Placer Counties	150	\$ 2,000	\$ 300,000
	TAG Enhanced Woodstove Building Permits - Placer County	50	\$ 170	\$ 8,500
	Placer County MCAB Woodstove Incentives (Administered by EDC AQMD)	10	\$ 2,000	\$ 20,000
	Placer County MCAB Woodstove Building Permits (Administered by EDC AQMD)	10	\$ 170	\$ 1,700
	Placer County LTAB Woodstove Incentives (Administered by EDC AQMD)	10	\$ 2,000	\$ 20,000
	Placer County LTAB Woodstove Building Permits (Administered by EDC AQMD)	10	\$ 150	\$ 1,500
	CAP Grant Funded Enhanced Chimney Smoke RIP Incentives (outside TAG area)	20	\$ 2,000	\$ 40,000
	Remaining State Chimney Smoke RIP Incentives - Standard (Amador)	1	\$ 703	\$ 703
	Remaining State Chimney Smoke RIP Incentives - Standard (Placer)	5	\$ 651	\$ 3,255
	Remaining State Chimney Smoke RIP Incentives - Enhanced (Placer)	5	\$ 2,500	\$ 12,500
	Remaining State Chimney Smoke RIP Incentives - Enhanced (EDC)	2	\$ 2,500	\$ 5,000
				\$ 487,608
4600	Transportation & Travel (No Overnight Travel)			
	Parking costs			
	For meetings/seminars/training off-site		\$ 100	\$ 100
4602	Mileage: Employee Private Auto (No Overnight Travel)			
	On-call travel, daily travel to remote meetings		\$ 400	\$ 400
4605	Vehicle Rent/Lease			
	Rental Fee for Crosstrek, 2 Cmax and Bolt - Per AAV worksheet - 1/24/2022		\$ 22,860	\$ 22,860
4607	Bulk Fuel Purchases			
	Hunt & Sons Unleaded per County Contract			
	Based on projected FY21-22 actuals		\$ 3,000	\$ 3,000

AIR QUALITY MANAGEMENT DISTRICT
7110100 - OPERATIONS / CHIMNEY SMOKE PROGRAM / MISCELLANEOUS GRANTS
FY 22/23 APPROVED BUDGET

Object	Description/Notes	Totals	
4609	Staff Development (No Overnight Travel)		
	Miscellaneous Development Opportunities	\$ 500	\$ 500
4650	Registration (Overnight Travel)		
	CAPCOA fall conference Tahoe or TBD - virtual	\$ 425	
	CAPCOA spring conference Tahoe or TBD - registration	\$ 425	
	CAPCOA Board retreat Palm Desert or TBD - registration	\$ 300	
	Rural air districts spring meeting Chico or TBD - registration	\$ 70	
	Rural air districts fall meeting Folsom or TBD - registration	\$ 70	
	CAPCOA Planning Managers conference SLO or TBD - registration	\$ 200	
	CAPCOA Planning Symposium 2 nights Monterey or TBD - registration	\$ 200	
	AERMOD training - registration	\$ 2,000	
	CAPCOA Engineering Symposium Napa or TBD - registration	\$ 175	
	CDAWG Conference - San Diego	\$ 300	
	Additional Development Opportunities	\$ 500	\$ 4,665
4651	Meals/Per Diem (Overnight Travel)		
	CAPCOA fall conference - location TBD - meals	\$ 120	
	CAPCOA spring conference - location TBD - meals	\$ 120	
	CAPCOA Board retreat - location TBD - meals	\$ 160	
	Rural air districts spring meeting - location TBD - meals	\$ 80	
	Rural air districts fall meeting - location TBD - meals	\$ 40	
	CAPCOA Planning Managers conference - location TBD - meals	\$ 160	
	CAPCOA Planning Symposium - location TBD - meals	\$ 160	
	AERMOD training - meals	\$ 120	
	CAPCOA Engineering Symposium - location TBD - meals	\$ 80	
	CAPCOA POC or Fiscal Committee Meetings - meals	\$ 120	
	CDAWG Conference - San Diego - meals	\$ 160	
	Additional Development Opportunities - meals	\$ 200	\$ 1,520
4652	Mileage/Fuel (Overnight Travel)		
	Mileage and related costs	\$ 600	\$ 600
4653	Auto Rental (Overnight Travel)		
	CDAWG Conference - location TBD - Auto Rental	\$ 200	
	CAPCOA Board retreat - location TBD - Auto Rental	\$ 200	\$ 400
4654	Airfare (Overnight Travel)		
	CDAWG Conference - Location TBD - Airfare	\$ 200	
	CAPCOA Board retreat - Location TBD - Airfare	\$ 450	\$ 650
4655	Other Travel Costs (Overnight Travel)		
	Parking, etc.	\$ 200	\$ 200
4656	Hotel Accommodations (Overnight Travel)		
	CAPCOA fall conference - location TBD - \$150/night *3	\$ 450	
	CAPCOA spring conference - location TBD - \$150/night *3	\$ 450	
	CAPCOA Board retreat - location TBD - \$150/night *3	\$ 450	
	Rural air districts spring meeting - location TBD - \$100/night *1	\$ 100	
	CAPCOA Planning Managers conference - location TBD - \$150/night *3	\$ 450	
	CAPCOA Planning Symposium - location TBD - \$140/night *2	\$ 280	
	AERMOD training - location TBD - \$150/night *3	\$ 450	
	CAPCOA Engineering Symposium - location TBD - \$155/night *2	\$ 310	
	CAPCOA POC or Fiscal Committee Meetings	\$ 150	
	CDAWG Conference - location TBD - \$150/night *2	\$ 300	
	New Development Opportunities TBD	\$ 500	
	Wifi and other related costs	\$ 160	\$ 4,050
TOTAL SERVICES AND SUPPLIES		\$	930,075

AIR QUALITY MANAGEMENT DISTRICT
7110100 - OPERATIONS / CHIMNEY SMOKE PROGRAM / MISCELLANEOUS GRANTS
FY 22/23 APPROVED BUDGET

<u>Object</u>	<u>Description/Notes</u>	<u>Totals</u>
5300	Interfund Expenditures	
	2CFR Part 200 Charges - FROM DRAFT COST ALLOCATION PLAN 3/11/22	\$ 276,707 \$ 276,707
5304	Interfund: Mail Services	
	Per "Mail Support Cost Applied Charges FY2022-23"	\$ 3,325 \$ 3,325
5305	Interfund: Stores Support	
	Per "Stores Support Cost Applied Charges FY2022/23"	\$ 201 \$ 201
5310	Interfund: County Counsel	
	Review of Moyer Agreements (Moyer Admin Funds) <i>OK per L. Blake 2/15/22</i>	\$ 3,000
	Review of AB923 grant agreements (AB923 Admin Funds) <i>OK per L. Blake 2/15/22</i>	\$ 2,000
	Review of AB2766 grant agreements (AB2766 admin funds) <i>OK per L. Blake 2/15/22</i>	\$ 3,000
	Review of Rule Amendments, District Agreements/Contracts <i>OK per L. Blake 2/15/22</i>	\$ 2,000 \$ 10,000
5318	Interfund: Maint Bldg & Improvements	
	Per CAO intranet - 03/11/22	\$ 1,400 \$ 1,400
TOTAL INTERFUND TRANSFERS		\$ 291,633
7000	Operating Transfer Out	
	Funds to CAO Facilities for Building A parking and staff costs <i>Project Cancelled</i>	\$ - \$ -
TOTAL OPERATING TRANSFERS OUT		\$ -
7700	Appropriation for Contingencies	
	Calculation - Use of Fund Balance plus total revenue less expenditures <i>(CARRYOVER OF FUND BALANCE INTO FUTURE FYs)</i>	\$ 28,335 \$ 28,335
7801	Designations of Fund Balance	
	<i>(Reserved for eligible project in-lieu of parking lot - per Board direction - 6/14/22)</i>	\$ 850,000 \$ 850,000
TOTAL CONTINGENCIES		\$ 878,335
TOTAL EXPENDITURES		\$ 3,467,896

AIR QUALITY MANAGEMENT DISTRICT
7110100 - OPERATIONS / CHIMNEY SMOKE PROGRAM / MISCELLANEOUS GRANTS
FY 22/23 APPROVED BUDGET

<u>Object</u>	<u>Description/Notes</u>	<u>Revenue</u>				<u>Totals</u>
0001	Use of Fund Balance Estimated based on FY21-22 projections - 3/11/22			\$	968,000	
						\$ 968,000
0220	Permit: Construction <i>7.4% total CPI (Feb '21 - Feb '22)</i> Authority to Construct application fee (PE0882) <i>44 for FY21-22 as of 3/14/22</i>	65	\$	441	\$	28,665
						\$ 28,665
0260	Other License & Permit <i>7.4% total CPI (Feb '21 - Feb '22)</i>					
	Aggregate Plants (PE 0841)	7	\$	2,432	\$	17,024
	Asphalt Plants (PE 0842)	1	\$	4,428	\$	4,428
	Remediation Systems (PE 0857)	2	\$	1,785	\$	3,570
	Bulk Plant < 40,000GAL (PE 0891)	1	\$	1,213	\$	1,213
	Bulk Plant >40,000 GAL (PE 0892)	2	\$	1,992	\$	3,984
	Landfill (Union Mine CSA 10) (PE 0849)	1	\$	3,288	\$	3,288
	Gas Flares (Union Mine CSA 10) (PE 0957)	1	\$	570	\$	570
	Gas Flares (Non UM) (PE 0957)	2	\$	570	\$	1,140
	Surface Coating < 520 lbs/yr (PE 0954)	6	\$	543	\$	3,258
	Surface Coating > 520 lbs/yr (PE 0955)	19	\$	787	\$	14,953
	Incinerators < 40 SQ FT (PE 0958)	1	\$	570	\$	570
	Incinerators > 40 SQ FT (PE 0959)	1	\$	725	\$	725
	Internal Combustion Engines < 250 HP (PE 0963)	251	\$	431	\$	108,181
	Internal Combustion Engines > 250 HP (PE 0964)	127	\$	543	\$	68,961
	Prime Power Generators < 500HP (PE 0965)	27	\$	773	\$	20,871
	Prime Power Generators > 500HP (PE 0966)	2		2961	\$	1.58
	Prime Power Generators > 500HP (PE 0966)	2		500	\$	1.55
	Boilers < 5 MM BTU/hr (PE 0970)	156	\$	570	\$	88,920
	Boilers 5-24 MM BTU/hr (PE 0971)	13	\$	725	\$	9,425
	Material Handling (PE 0980)	35	\$	626	\$	21,910
	Vapor Recovery Phase I (PE 0982)	26	\$	363	\$	9,438
	Vapor Recovery Phase II (PE 0984)	94	\$	1,213	\$	114,022
	Miscellaneous Equipment (PE 0990)	32	\$	543	\$	17,376
	Emissions of CO (PE 1004) - PER TON	710	\$	13.09	\$	9,294
	Emissions of VOC, SOX, NOX, & TSP (PE 1030) - PER TON	2132	\$	78.25	\$	166,829
						\$ 700,857
0271	Permit: Hot Spots					
	(PE 0906) - Standard Industrywide Facilities	17	\$	100	\$	1,700
	(PE 0906) - Prioritization Score > 10.0 Facility - Medium	1	\$	2,009	\$	2,009
	(PE 0906) - Tracking Facility - Simple	1	\$	67	\$	67
						\$ 3,776
0276	Permit: Asbestos and Fugitive Dust <i>7.4% total CPI (Feb '21 - Feb '22)</i>					
	Asbestos Dust Mitigation Plans (PE 0951) - <i>110 at 3/15/22</i>	210	\$	488	\$	32.82
	Fugitive Dust Mitigation Plans (PE 0927) - <i>210 at 3/15/22</i>	340	\$	155	\$	52,700
						\$ 162,072
0340	Penalty: Air Quality Notice of Violation (0940) Based on actuals & projected FY21-22				\$	1,000
						\$ 1,000
0400	Interest Based on actual FY21/22 interest and trends				\$	4,000
						\$ 4,000
0541	ST: Air Quality Surcharge 6.25% of AB923 projected revenue (admin portion) 50% of AB2766 projected revenue				\$	25,000
					\$	405,000
						\$ 430,000

AIR QUALITY MANAGEMENT DISTRICT
 7110100 - OPERATIONS / CHIMNEY SMOKE PROGRAM / MISCELLANEOUS GRANTS
 FY 22/23 APPROVED BUDGET

Object	Description/Notes	Totals
0880	ST: Other	
	Portable Equipment Registration Program (PERP) revenue from State (158 sources)	\$ 28,300
	Carl Moyer Administration funding - Year 22	\$ 52,355
	Carl Moyer Administration funding - Year 23	\$ 51,206
	Carl Moyer Administration funding - Year 24	\$ 100,238
	Projected El Dorado County FARMER program award - Projected based on past rounds	\$ 270,000
	Projected El Dorado County FARMER program - admin funding	\$ 25,650
	Subvention Supplemental funding - Based on FY21-22 actuals (For Local Woodstove Program)	\$ 18,598
	Balance of Subvention funding - Based on FY21-22 actuals	\$ 75,682
	2019 Admin Funding for State Chimney Smoke Program (Reimbursement basis)	\$ 4,022
	AB617 - Community Air Protection Program Funding G20-CAPP-08	\$ 14,169
	AB197 - Emission Inventory District Grant - Anticipated Future Round	\$ 10,000
		\$ 650,220
1100	FED: Other	
	TAG Woodstove Incentive Funding in El Dorado and Placer Counties (on reimbursement basis)	\$ 431,780
	TAG Funding for El Dorado County Administration (25% of total grant)	\$ 41,393
	TAG Funding for El Dorado County's portion of advertising (25% of total grant)	\$ 7,041
		\$ 480,214
1940	Miscellaneous Revenue	
	Placer County TAG Building Permit Funding (Payment #2)	\$ 12,580
	Placer County MCAB Woodstove Incentive Funding (Payment #2)	\$ 26,512
		\$ 39,092
TOTAL REVENUE		\$ 3,467,896
TOTAL REVENUE LESS EXPENDITURES		\$ -

**AIR QUALITY MANAGEMENT DISTRICT
7120200 - AB2766 DMV PROJECTS
FY 22-23 APPROVED BUDGET**

OBJ.	DESCRIPTION:	FY 21-22 FINAL APPROVED BUDGET (inc. fund balance adjusts)	FY 22-23 TOTAL APPROVED BUDGET	DIFFERENCE BETWEEN FY 22-23 & FY 21-22 BUDGETS
REVENUES:				
0000	Use of General Fund	-	-	-
0001	Use of Fund Balance	1,294,804	1,185,000	(109,804)
0400	Interest	7,500	4,000	(3,500)
0541	St: Air Quality Surcharge	380,000	405,000	25,000
REVENUES TOTAL:		1,682,304	1,594,000	(88,304)
EXPENDITURES:				
4300	Prof. & Special Serv.	1,084,200	1,211,250	127,050
4337	Other Governmental Agencies	64,000	40,000	(24,000)
4461	Equipment: Minor	50,000	50,000	-
4500	Special Dept Exp (Non 1099 INCENTIVES)	74,875	74,875	-
4599	SDE - Other Income (1099 INCENTIVES)	5,000	-	(5,000)
4605	Vehicle Rent/Lease	3,470	6,565	3,095
4606	Fuel Purchase	200	200	-
4700	Utilities	4,000	2,500	(1,500)
SUBTOTAL SERVICES & SUPPLIES:		1,285,745	1,385,390	99,645
5240	Contribution: Non-County Gov Agencies	5,228	5,228	-
SUBTOTAL OTHER CHARGES:		5,228	5,228	-
5300	Interfund Expense: Not General	2,500	2,500	-
5318	Interfund: Maint Bldg & Imprv	200	500	300
SUBTOTAL INTERFUND TRANSFERS:		2,700	3,000	300
7000	Operating Transfer Out	78,131	-	(78,131)
7001	Operating Transfer Out: Fleet	30,000	-	(30,000)
SUBTOTAL OPERATING TRANSFERS:		108,131	-	(108,131)
7700	Appropriation for Contingencies	280,500	200,382	(80,118)
SUBTOTAL CONTINGENCIES:		280,500	200,382	(80,118)
EXPENDITURES TOTALS:		1,682,304	1,594,000	(88,304)
REVENUE LESS EXPENDITURES:		-	-	-

AIR QUALITY MANAGEMENT DISTRICT
7120200 - AB2766 DMV PROJECTS
FY 22-23 APPROVED BUDGET

<u>Object</u>	<u>Description/Notes</u>	<u>Expenditures</u>		<u>Totals</u>
			Total	
4300	Professional & Specialized Services			
	Coloma Shuttle - SoFAR - Jul '22 - Jun '23 portion of grant	\$	145,500	
	Cameron Park CSD Summer Shuttle - Jun '22 event	\$	1,800	
	EDC Chamber of Commerce Stay & Play - Jul' '22 - Jun '23 portion of grant	\$	61,750	
	Potential Round 2 - CY2022-2023 AB2766 RFP issued grants	\$	300,000	
	EV Charging Stations at County Leased Facilities	\$	40,000	
	EV Charging Stations at Businesses (thru RFP)	\$	70,000	
	Access Controlled EVSE at County Owned Sites (thru RFP)	\$	590,000	
	Liberty Plugins Monitoring (\$2,184 annual)	\$	2,200	\$ 1,211,250
4337	Other Governmental Agencies			
	EDCTA Fair Shuttle - June '22 event	\$	40,000	\$ 40,000
4461	Equipment: Minor			
	EV Charging Station equipment and signage	\$	50,000	\$ 50,000
4500	Special Departmental Expense (Non-1099 incentive)			
	Drive Clean Program (125 incentives @ \$599)	\$	74,875	\$ 74,875
4605	Vehicle Rent/Lease			
	Van rental from Fleet for Coloma Shuttle - Per AAV worksheet 1/24/2022	\$	6,565	\$ 6,565
4606	Fuel Purchase			
	Fuel for Coloma Shuttle Van (fleet)	\$	200	\$ 200
4700	Utilities			
	White Rock Rd. & Post St. Park & Ride - EV Charger electricity	\$	2,500	\$ 2,500
			TOTAL SERVICES AND SUPPLIES	\$ 1,385,390
5240	Contributions: Non-Governmental			
	Regional Spare the Air campaign contribution to SMAQMD			
	New MOU - \$5,228 per year for 2022, 2023, 2024	\$	5,228	\$ 5,228
			TOTAL OTHER CHARGES	\$ 5,228
5300	Interfund Expenditures			
	Fleet Cost Applied - verified by S Lisius 3/11/22	\$	2,500	\$ 2,500
5318	Interfund: Maint Bldg & Improvements			
	Per CAO intranet - 3/11/22	\$	500	\$ 500
			TOTAL INTERFUND TRANSFERS	\$ 3,000

AIR QUALITY MANAGEMENT DISTRICT
7120200 - AB2766 DMV PROJECTS
FY 22-23 APPROVED BUDGET

<u>Object</u>	<u>Description/Notes</u>			<u>Totals</u>
7000	Operating Transfer Out			
	Funds to CAO Facilities for EVSE installation labor & materials at County-owned buildings	<i>Zero budgeted - Per L. Schwartz 3/11/22</i>	\$ -	\$ -
7001	Operating Transfer Out: Fleet			
	Transfer to Fleet for greening of County Fleet	<i>Zero budgeted - Per S. Lisius 3/11/22</i>	\$ -	\$ -
TOTAL OPERATING TRANSFERS			\$ -	
7700	Appropriation for Contingencies <i>(CARRYOVER OF FUND BALANCE INTO FUTURE FY)</i>			
	<i>Fund Balance + Revenue - Expenditures</i>	\$ 200,382	\$	200,382
TOTAL CONTINGENCIES			\$ 200,382	
TOTAL EXPENDITURES			\$ 1,594,000	
<u>Revenue</u>				
0001	Use of Fund Balance			
	Available fund balance based on midyear FY21/22 projections - 3/11/22	\$ 1,185,000	\$	1,185,000
0400	Interest			
	Based on actuals FY21/22 and projections	\$ 4,000	\$	4,000
0541	ST: Air Quality Surcharge			
	50% of projected AB2766 vehicle registration revenue	\$ 405,000	\$	405,000
TOTAL REVENUE			\$ 1,594,000	
TOTAL REVENUE LESS EXPENDITURES			\$ -	

**AIR QUALITY MANAGEMENT DISTRICT
7130300 - AB 923 GRANTS
FY 22-23 APPROVED BUDGET**

OBJ.	DESCRIPTION:	FY 21-22 FINAL APPROVED BUDGET (inc. fund balance adjusts)	FY 22-23 TOTAL APPROVED BUDGET	DIFFERENCE BETWEEN FY 22-23 & FY 21-22 BUDGETS
REVENUES:				
0000	Use of General Fund	-	-	-
0001	Use of Fund Balance	1,560,951	1,880,000	319,049
0400	Interest	8,000	5,000	(3,000)
0541	St: Air Quality Surcharge	380,000	380,000	-
REVENUES TOTAL:		1,948,951	2,265,000	316,049
EXPENDITURES:				
4300	Prof. & Special Serv.	582,000	662,975	80,975
4400	Publication & Legal Notices	-	-	-
4500	Special Department Expense	-	-	-
4599	SDE - Other Income (1099 INCENTIVES)	100,000	100,000	-
SUBTOTAL SERVICES & SUPPLIES:		682,000	762,975	80,975
5240	Contribution: Non-County Gov Agencies	1,088,000	1,366,284	278,284
SUBTOTAL OTHER CHARGES:		1,088,000	1,366,284	278,284
5310	Interfund: County Counsel	-	-	-
SUBTOTAL INTERFUND TRANSFERS:		-	-	-
7700	Appropriation for Contingencies	178,951	135,741	(43,210)
SUBTOTAL CONTINGENCIES:		178,951	135,741	(43,210)
EXPENDITURES TOTALS:		1,948,951	2,265,000	316,049
REVENUE LESS EXPENDITURES:		-	-	-

AIR QUALITY MANAGEMENT DISTRICT
7130300 - AB 923 GRANTS
 FY 22-23 APPROVED BUDGET

<u>Object</u>	<u>Description/Notes</u>			<u>Totals</u>
<i>Expenditures</i>				
			Total	
4300	Professional Services			
	Match for Approved Moyer tractor grants budgeted in 7140400 and not completed in FY21/22	\$	23,255	
	Match for new miscellaneous eligible Moyer Grant project applications	\$	69,720	
	Other (non-school or transit bus) eligible grant projects	\$	500,000	
	Public EVSE Projects	\$	70,000	\$ 662,975
4599	Special Department Expense - Other Income (1099 INCENTIVES)			
	Residential EVSE Incentive Program	\$	100,000	\$ 100,000
TOTAL SERVICES & SUPPLIES				\$ 762,975
5240	Contributions: Non-County Governmental Agencies			
	Match for Approved Moyer Grant for Rescue Union Electric Bus Grant - not completed in FY21/22	\$	55,489	
	Match for Approved Moyer Grant for Black Oak Mine Electric Bus Grant - not completed in FY21/22	\$	58,505	
	Match for new Moyer School and Transit Bus replacement/retrofit applications	\$	52,290	
	New school and transit bus replacements and retrofits (AB923 Funds)	\$	1,200,000	\$ 1,366,284
TOTAL OTHER CHARGES				\$ 1,366,284
7700	Appropriations for Contingency			
	<i>(CARRYOVER OF FUND BALANCE INTO FUTURE FY)</i>	\$	135,741	
	Fund Balance + Revenue - Expenditures			\$ 135,741
TOTAL CONTINGENCIES				\$ 135,741
TOTAL EXPENDITURES				\$ 2,265,000
<i>Revenue</i>				
0001	Use of Fund Balance			
	Available fund balance based on midyear FY21/22 projections - 3/11/22	\$	1,880,000	\$ 1,880,000
0400	Interest			
	Based on actuals FY21/22 and projections	\$	5,000	\$ 5,000
0541	ST: Air Quality Surcharge			
	93.75% of projected 923 vehicle registration revenue	\$	380,000	\$ 380,000
TOTAL REVENUE				\$ 2,265,000
TOTAL REVENUE LESS EXPENDITURES				\$ -

**AIR QUALITY MANAGEMENT DISTRICT
7140400 - CARL MOYER PROGRAM
FY 22/23 APPROVED BUDGET**

OBJ:	DESCRIPTION:	FY 21-22 FINAL APPROVED BUDGET (inc. fund balance adjusts)	FY 22-23 TOTAL APPROVED BUDGET	DIFFERENCE BETWEEN FY 22-23 & FY 21-22 BUDGETS
REVENUES:				
0000	Use of General Fund	-	-	-
0001	Use of Fund Balance	689,125	630,000	(59,125)
0400	Interest	3,000	2,500	(500)
0880	St: Other	724,927	1,060,107	335,180
REVENUES TOTAL:		1,417,052	1,692,607	275,555
EXPENDITURES:				
4300	Prof. & Special Serv.	500,000	535,654	35,654
4500	Special Dept Exp (Non 1099 INCENTIVES)	43,500	29,000	(14,500)
4599	SDE - Other Income (1099 INCENTIVES)	100,000	100,000	-
SUBTOTAL SERVICES & SUPPLIES:		643,500	664,654	21,154
5240	Contribution: Non-County Govt Agencies	500,000	964,964	464,964
SUBTOTAL OTHER CHARGES:		500,000	964,964	464,964
5310	Interfund: County Counsel	-	-	-
SUBTOTAL INTERFUND TRANSFERS:		-	-	-
7700	Appropriation for Contingencies	273,552	62,989	(210,563)
SUBTOTAL CONTINGENCIES:		273,552	62,989	(210,563)
EXPENDITURES TOTALS:		1,417,052	1,692,607	275,555
REVENUE LESS EXPENDITURES:		-	-	-

AIR QUALITY MANAGEMENT DISTRICT
7140400 Carl Moyer Programs
 FY 22/23 APPROVED BUDGET

<u>Object</u>	<u>Description/Notes</u>			<u>Totals</u>
<u>Expenditures</u>				
			Total	
4300	Professional Services			
	Approved Rombauer Moyer Grant tractor replacement project not completed in FY21/22		\$40,742	
	Approved Sierra Vista Winery Moyer Grant tractor replacement project #1 not completed in FY21/22		\$25,326	
	Approved Sierra Vista Winery Moyer Grant tractor replacement project #2 not completed in FY21/22		\$37,943	
	Approved Meyers Vineyards Moyer Grant project tractor replacement project not completed in FY21/22		\$31,643	
	New miscellaneous eligible Moyer Grant project applications		\$400,000	\$535,654
4500	Special Department Expense (non 1099 INCENTIVES)			
	Lawnmower trade-in incentives (200 mowers at \$145) Based on FY21/22 actuals and projections		\$29,000	\$29,000
4599	Special Department Expense - Other Income (1099 INCENTIVES)			
	Old Car Buy Back/vehicle scrappage program		\$100,000	\$100,000
TOTAL SERVICES & SUPPLIES				\$664,654
5240	Contributions: Non-County Governmental Agencies			
	Rescue Union Electric Bus Grant - not completed in FY21/22		\$323,686	
	Black Oak Mine Electric Bus Grant - not completed in FY21/22		\$341,278	
	New school and transit bus replacement and retrofit applications (Moyer Funds)		\$300,000	\$964,964
TOTAL OTHER CHARGES				\$964,964
7700	Appropriations for Contingency <i>(CARRYOVER OF FUND BALANCE INTO FUTURE FY)</i>			
	Fund Balance + Revenue - Expenditures		\$62,989	\$62,989
TOTAL CONTINGENCIES				\$62,989
TOTAL EXPENDITURES				\$1,692,607
<u>Revenue</u>				
0001	Use of Fund Balance			
	Available fund balance based on midyear FY21/22 projections - 3/11/22		\$630,000	\$630,000
0400	Interest			
	Based on actual FY21/22 and projections		\$2,500	\$2,500
0880	ST: Other			
	Carl Moyer Funds - Year 23 allocation		\$358,444	
	Carl Moyer Funds - Year 24 allocation		\$701,663	\$1,060,107
TOTAL REVENUE				\$1,692,607
TOTAL REVENUE LESS EXPENDITURES				\$0

Air Quality Management District Fee Schedule
July 1, 2022 - June 30, 2023

Program Element	Description	Rule	7/1/2022-6/30/2023	
			Approved Fixed Fee	Approved Unit Rate
0841	Aggregate Plants	601.3.G.2.a***	\$ 2,432	\$ -
0842	Asphalt Batch Plants	601.3.G.2.b***	\$ 4,428	\$ -
0970	Boilers, Furnaces, Process Heaters, Ovens... <5 MM BTU/hr	601.3.G.2.f***	\$ 570	\$ -
0971	Boilers, Furnaces, Process Heaters, Ovens... 5-24 MM BTU/hr	601.3.G.2.f***	\$ 725	\$ -
0972	Boilers, Furnaces, Process Heaters, Ovens... =>25 MM BTU/hr (Per BTU)	601.3.G.2.f***	\$ -	\$ 32.82
0891	Bulk Plants <40,000 gallons	601.3.G.2.m***	\$ 1,213	\$ -
0892	Bulk Plants =>40,000 gallons	601.3.G.2.m***	\$ 1,992	\$ -
0957	Gas Flares	601.3.G.2.g***	\$ 570	\$ -
0958	Incinerators <40 square feet	601.3.G.2.h***	\$ 570	\$ -
0959	Incinerators =>40 square feet	601.3.G.2.h***	\$ 725	\$ -
0963	Internal Combustion Engines for Backup Power <250 hp	601.3.G.2.d***	\$ 431	\$ -
0964	Internal Combustion Engines for Backup Power =>250 hp	601.3.G.2.d***	\$ 543	\$ -
0849	Landfills	601.3.G.2.i***	\$ 3,288	\$ -
0980	Material Handling and Collection Systems	601.3.G.2.j***	\$ 626	\$ -
0990	Miscellaneous Equipment	601.3.G.2.n***	\$ 543	\$ -
0862	Plating Lines	601.3.G.2.n***	\$ 426	\$ -
0965	Prime Power Internal Combustion Engines <500 hp	601.3.G.2.e***	\$ 773	\$ -
0966	Prime Power Internal Combustion Engines =>500 hp (per hp)	601.3.G.2.e***	\$ -	\$ 1.58
0857	Remediation Systems	601.3.G.2.k***	\$ 1,785	\$ -
0830	Source Test Observation and Report Preparation (hourly rate)	601.3.J***	\$ -	\$ 163
0954	Surface Coating Operations <520 pounds/year	601.3.G.2.c***	\$ 543	\$ -
0955	Surface Coating Operations =>520 pounds/year	601.3.G.2.c***	\$ 787	\$ -
0982	Vapor Recovery Systems, Phase One	601.3.G.2.l***	\$ 363	\$ -
0984	Vapor Recovery Systems, Phase Two	601.3.G.2.l***	\$ 1,213	\$ -
1004	Emissions of Carbon Monoxide CO (per ton)	601.3.B.2***	\$ -	\$ 13.09
1030	Emissions of VOC, SOx, NOx, TSP (per ton)	601.3.B.2***	\$ -	\$ 78.25
0907	Hot Spots Emissions =>10 tons (per ton passed through to State)	601.3.A&B**	\$ -	\$ 12.91
0907B	Hot Spots Emissions =>10 tons (per ton to AQMD)	601.3.A&B**	\$ -	\$ 17.39
0906	Hot Spots Emissions <10 tons, flat rate	601.3.A&B**	\$ 100	\$ -
0951	Asbestos Dust Mitigation Plan (base fee plus per acre fee)	610.3.B.1.a*	\$ 488	\$ 32.82
0882	Authority to Construct Application	601.3.A.3***	\$ 443	\$ -
0899	Change of Ownership (base fee plus annual permit fees)	601.3.F***	\$ 116	\$ -
0890	Duplicate Permits	601.3.J***	\$ 31.56	\$ -
0942	Filing Fee	601.2.D***	\$ 116	\$ -
0927	Fugitive Dust Plans	601.3.A**	\$ 155	\$ -
0952	Geologic Evaluations	610.3.B.1****	\$ 651	\$ -
0895	Hourly Rate for AQMD staff time	609.3.A	\$ 163	\$ 163
0944	Processing Fee (= 2 hours)	601.2.B	\$ 326	\$ -
0912	Hearing Board Variance CO Emissions (per pound)	606.3.C	\$ -	\$ 0.13
0909	Hearing Board Variance NOx Emissions (per pound)	606.3.C	\$ -	\$ 9.23
0911	Hearing Board Variance PM10 Emissions (per pound)	606.3.C	\$ -	\$ 9.00
0910	Hearing Board Variance SOx Emissions (per pound)	606.3.C	\$ -	\$ 3.00
0908	Hearing Board Variance VOC Emissions (per pound)	606.3.C	\$ -	\$ 10.00
	Hearing Board Filing Fee	606.3.A	\$ 263	\$ -
	Hearing Board Filing Fee Interim or Emergency Variance	606.3.A	\$ 68	\$ -

CPI Index is determined by the State of California Office of the Director - Research Unit Consumer Price Index : Selecting California CPI, All Urban Consumers, April to April of the prior year. Referenced by Rule 601.4C, 609.4B and 610.3.B.4

California Revenue and Taxation Code Section 2212: "Percentage change in the cost of living means the percentage change from April of the prior year to April 1 of the current year in the California Price Index for all items, as determined by the California Department of Industrial Relations." Due to changes in the manner the California CPI is calculated and reported by the California Department of Industrial Relations starting in 2018, April's CPI number is not available in time to release budget and fee information per California code. The District used the April 2017 - February 2018 CPI change for the FY18-19 fee calculation, are using the February 2018 - February 2019 CPI change for the FY19-20 fee calculation, and will continue using February-February CPI numbers for future years.

*Per Rule 610.4: Fees associated with Rule 610.3B, 610.3.c, 610.3D, 610.3E or 610.3F include a 50% penalty if not paid within 30 days of the date of the invoice.

**Per Rule 608.4 : Fees associated with Rule 601.3A,B or C will be charged a 50% penalty if not paid within 60 days of the date of assessment. An additional penalty of 50% is assessed after 90 days of the date of assessment. After 120 days if the fee goes unpaid, permit revocation proceedings may be initiated.

***Per Rule 601.4A: Fees associated with Rule 601.3B, 610.3.(all) include a 50% penalty if not paid within 30 days of the date of the invoice.