

# EL DORADO JOINT JURISDICTIONAL MEETING

September 6, 2019



**Taylor Kiely**



**Carolyn Wylie**

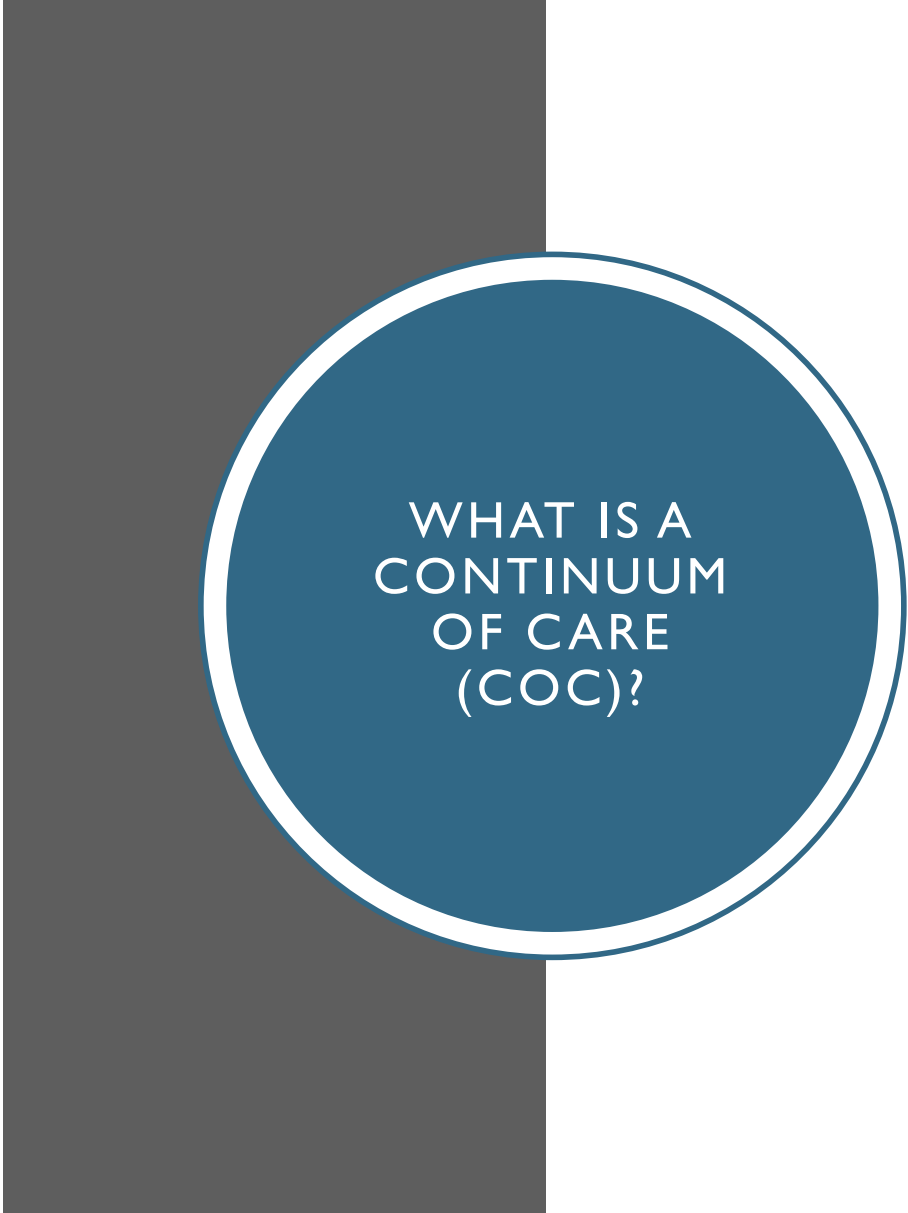
**Carolyn Wylie and Taylor Kiely** serve as technical assistance providers for Homebase, a San Francisco-based nonprofit agency dedicated to preventing and ending homelessness.

Working across the country, we build local capacity to end homelessness and reduce poverty, and to foster thriving, inclusive communities. We support communities and agencies in establishing the systems and programs needed to help people who are homeless, or at-risk, to achieve housing stability, improve health and wellness, maximize economic self-sufficiency, and reclaim their dignity.

## WHAT TO EXPECT TODAY

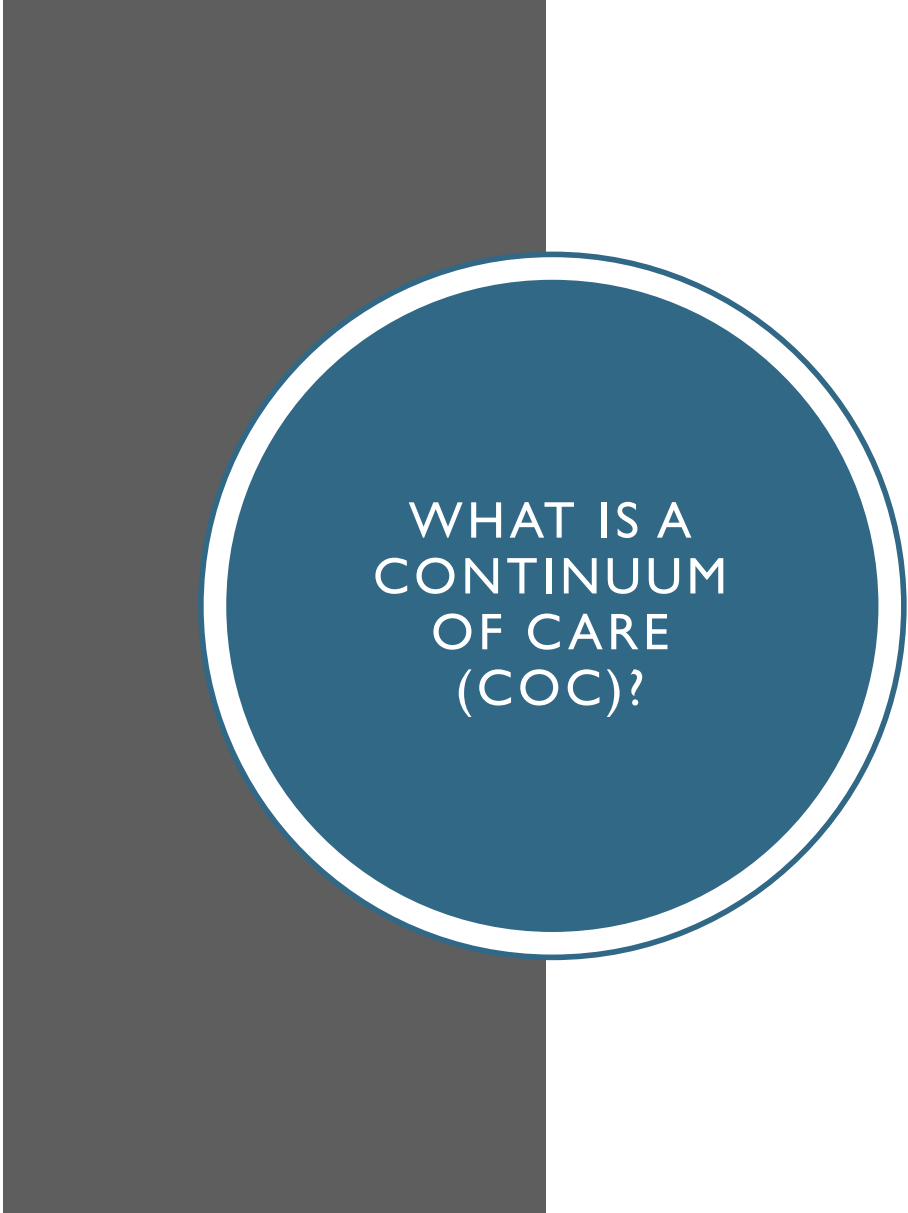
- Overview of CoC
- Overview of milestones of El Dorado Opportunity Knocks
- California HCD and BCSH presentation regarding upcoming funding opportunities
- Point In Time Count: Overview and Results
- Strategic Planning: What is it and where do we go next?
- Supportive Housing best practice presentation from Santa Rosa Catholic Charities





WHAT IS A  
CONTINUUM  
OF CARE  
(COC)?

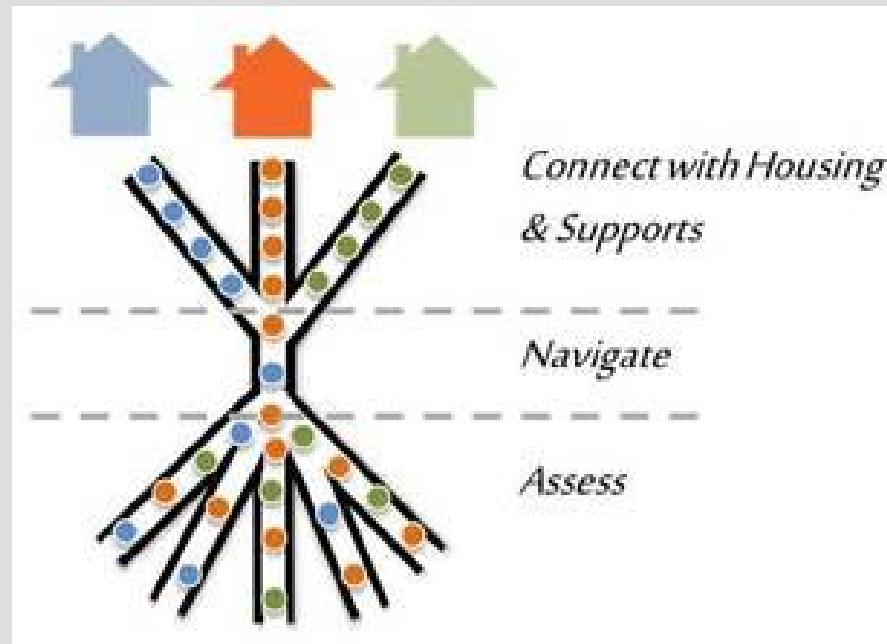
- The **Continuum of Care (CoC)** is a coordinated community of stakeholders who work to organize and deliver housing and services to meet the specific needs of people experiencing or at risk of experiencing homelessness
- The CoC collectively works to impact homelessness, prevent a return to homelessness and to mitigate its impacts on individuals and families and the community



WHAT IS A  
CONTINUUM  
OF CARE  
(COC)?

- Local collaborative of providers & funders in a geographic area
  - Sets funding priorities & system policies
  - Coordinates & aligns efforts to prevent and end homelessness
  - Coordinates with other service systems
  - Submits application to HUD for CoC Program funding and to the State for Emergency Solutions Grant and other funding

# COC BASICS: HOMELESS SYSTEM OF CARE



WHO MAKES UP THE  
CONTINUUM OF  
CARE LEADERSHIP?

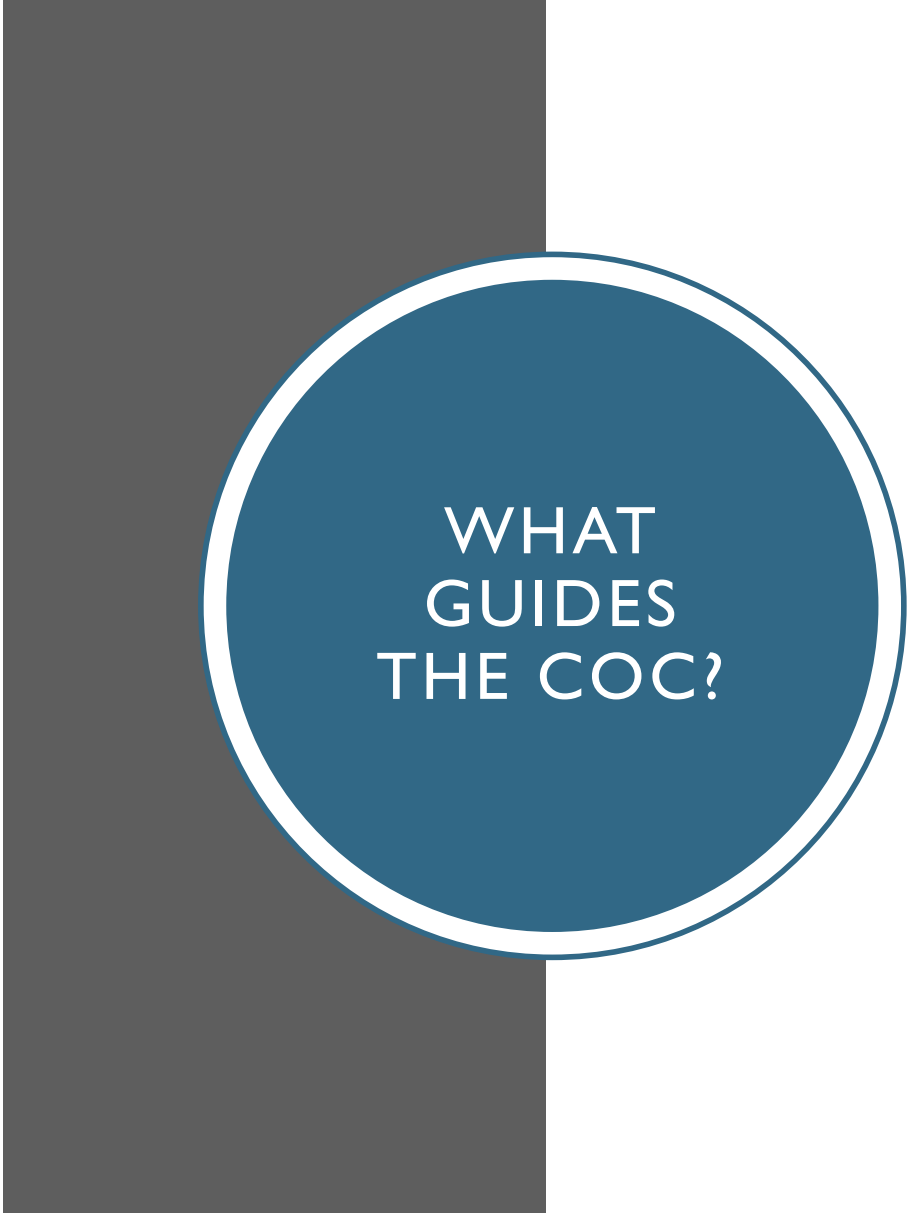
- CoC Board
- CoC Lead Agency
- HMIS Lead Agency
- CoC Workgroups and Committees

<b>Agency Role</b>	<b>Name</b>	<b>Department/Agency</b>
<b>Collaborative Applicant (or Lead Agency)</b>	El Dorado County Housing Authority	HHSA, Community Services Division
<b>HMIS Lead Agency</b>	The Center for Violence Free Relationships	Domestic Violence Service Provider
<b>Coordinated Entry System (CES) Administrator</b>	Tahoe Coalition for the Homeless	Social Service Provider

## KEY PARTNERS IN IMPACTING HOMELESSNESS

- Countywide Elected Leadership
- Local Government Staff/Officials
- CDBG/HOME/ESG Entitlement Jurisdictions
- Criminal Justice Systems
- County Behavioral Health
- County Public Health
- Local Hospitals
- EMS/Crisis Response Teams
- Public Housing Authorities
- Affordable Housing Developers
- Faith-based Community
- Local Landlords
- Businesses
- Private Foundations
- Emergency Shelters
- U.S. Dept. of Veterans Affairs
- Mental Health Service Organizations
- Substance Abuse Service Organizations/Advocates
- Continuum of Care Board
- Disability Service Organizations
- Disability Advocates
- LGBTQ Advocates
- LGBTQ Service Organizations
- Children and Family Services
- School Administrators/Homeless Liaisons
- Youth Service Providers
- Coordinated Entry Operator
- Permanent Housing Providers
- Senior Advocates
- Mental Health Advocates
- Youth Advocates
- Homelessness Organizations
- Advocates for Survivors of Domestic Violence
- Agencies that serve Survivors of Human Trafficking
- Homeless or Formerly Homeless Individuals and Families
- Other Homeless Subpopulation Advocates
- Street Outreach Teams
- Veteran's Service Providers
- Family Providers
- Case Managers
- Department of Education

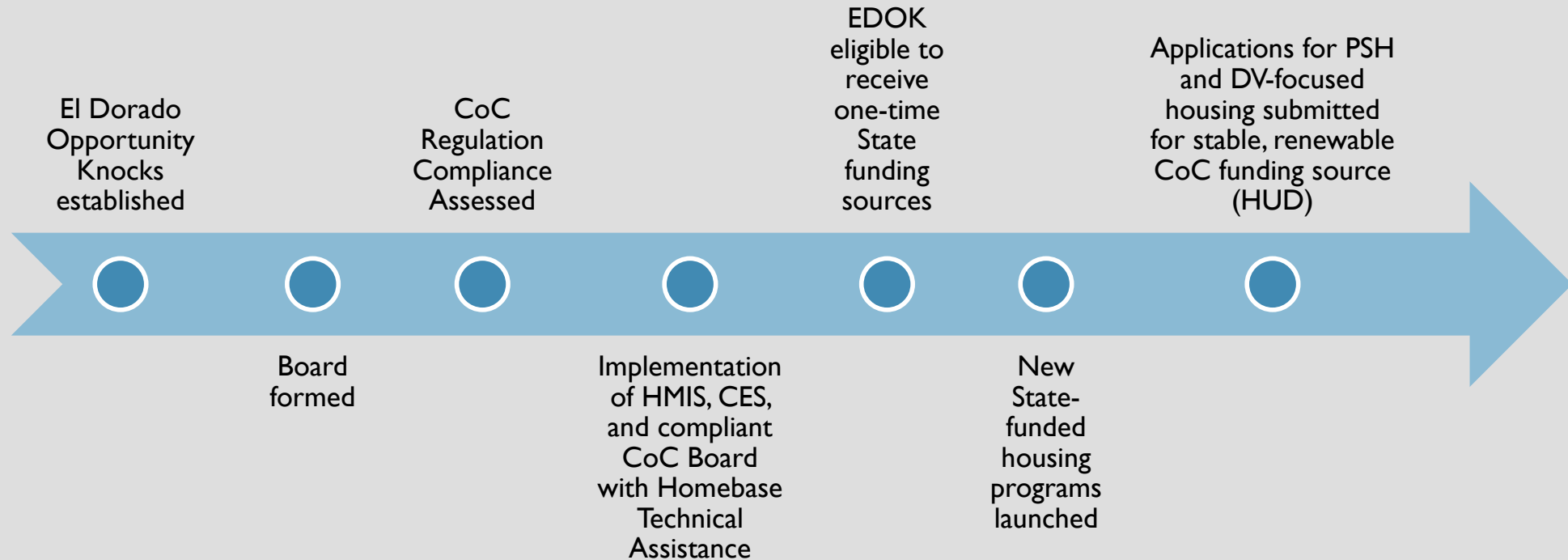




## WHAT GUIDES THE COC?

- Governance Charter
- Written Standards for Providing Assistance
- HMIS and CoC Policies and Procedures
- Homeless Management Information System
- Coordinated Entry/Assessment System
- Coordinated Entry Policies and Procedures
- Strategic Plan (if available)
- System Performance Measures

# MILESTONES






Eligible for  
more funding

## COC APPLICATION: SCORE INCREASES

- Increase of 50.25 points in one year - rare and represents significant progress and improvement
- Median score for all CoCs is 160
- The largest areas of increase in the FY 2018 CoC Application occurred in the areas that El Dorado Opportunity Knocks CoC (EDOK) focused on addressing: CoC Structure and Governance and CoC Performance and Strategic Planning



## FUNDING INCREASES

	2015	2016	2017	2018	2019 – Anticipated <sup>5</sup>
<b>CoC</b>	\$10,556	\$9,817	\$19,147	\$20,017	\$153,833 <sup>3</sup>
<b>ESG</b>	\$100,000	\$247,617	\$361,294	\$73,074 <sup>1</sup>	\$273,001 <sup>4</sup>
<b>HEAP<sup>2</sup></b>				\$1,448,324	
<b>CESH<sup>2</sup></b>				\$474,717	
<b>CESH Round 2<sup>2</sup></b>					\$277,237
<b>HHAP - CoC</b>					\$500,000
<b>HHAP - County</b>					TBD
<b>Total</b>	<b>\$110,556</b>	<b>\$257,434</b>	<b>\$380,441</b>	<b>\$2,016,132</b>	<b>\$1,204,071+</b>

<sup>1</sup>Decrease in amount due to decrease in amount available. State prioritized ESG to CESH (one-time flexible funding)- see CESH amount.

<sup>2</sup> One Time Funding Source

<sup>3</sup> Calculated from renewable project funding and anticipated new projects

<sup>4</sup>Amount applied for in 2019 NOFA (\$200,000 is part of competitive funding regional competition with other CoCs)

<sup>5</sup>The most recent version of the Governor's budget included significantly more funding for homelessness, including funding directly for Counties and directly for CoCs all based on the 2019 PIT Count. Enacted budget to come Summer 2019.





## HOMELESS COORDINATING AND FINANCING COUNCIL

- The Council was established by SBI 380 in 2016.
  - Identified the designated Council Members
  - Initially embedded within the Department of Housing and Community Development (HCD)
  - Mandated HCFC to implement Housing First policy
  - Established a number of additional policy goals to address homelessness in the state.



## OVERVIEW OF SB 850 AND SB 918

### ■ SB 850

- Signed on June 27, 2018 and augments SB 1380.
- The Council was transferred from the Department of Housing and Community Development (HCD) to the Business, Consumer Services and Housing Agency (BCSH).
- The Secretary of BCSH became the designated Chair of the Council,
- Two additional Council members were added,
- Funding was provided for staff, and
- HCFC was given responsibility for developing and implementing a \$500 million, one-time flexible grant program to address homelessness, the Homeless Emergency Aid Program (HEAP).

### ■ SB 918 (Homeless Youth Act of 2018)

- Signed on September 27, 2018
- Requires HCFC to assume additional responsibilities, including setting specific, measurable goals aimed at preventing and ending homelessness among youth in the state.







## HCFC PRIORITIES

- Implement HEAP-\$500 million one-time block grant
- Implement Housing First Policy
- Implement SB 918-Homeless Youth Act
- Explore development of a state-level homeless data integration system.
- Facilitate coordination between state departments that have funding and programs to address homelessness.
- Initiative to develop a data-driven, evidence-based, high-level strategic plan for the state.



## KEY ELEMENTS OF HEAP

- **Eligible Applicants**
  - CoCs and large cities must demonstrate that a local collaborative process was conducted prior to application submission.
  - A shelter declaration for each jurisdiction **wanting to be a direct recipient** of HEAP funds **must** be in place at the time of award.
    - City of Anaheim, City of Buena Park, City of Laguna Beach, City of Placentia, City of Santa Ana, City of Tustin, County of Orange
- **Disbursement**
  - Once deemed complete, the standard agreements and award letter were issued simultaneously within 15 calendar days.
  - Once executed agreements were received, 100% of allocated funds were disbursed to the administrative entity within 15 calendar days.
- **Expenditure Deadlines**
  - 50% of awarded funds must be contractually obligated by January 1, 2020.
  - 100% of awarded funds must be expended by June 30, 2021.
- **Homeless Youth Set-Aside**
  - At least five percent of HEAP funds must be used to establish or expand services meeting the needs of homeless youth or youth at risk of homelessness.
    - 5 percent is the **minimum**, additional dollars may be allocated to youth providers/programs.
    - This is the first time funds mandated a set-aside specific to homeless youth.
- **Eligible uses must align with Housing First policy**





## HOMELESS HOUSING, ASSISTANCE AND PREVENTION PROGRAM (HHAP)

- HHAP was signed into law on July 3, 2019 by Governor Newsom.
  - AB101, Section 10, Chapter 6, Section 50216-50221.
- HHAP is a \$650 million one-time block grant that provides local jurisdictions with funds to support regional coordination and expand or develop local capacity to address their immediate homelessness challenges.
- HHAP is a separate program from HEAP





## HHAP ELIGIBLE APPLICANTS

- The 44 Continuums of Care (CoCs)
- The 13 large cities, or cities that are also counties, with populations of 300,000 or more, as of January 1, 2019, according to data published on the Department of Finance's internet website
- 58 counties



## HHAP ALLOCATIONS

ELIGIBLE APPLICANT	FUNDED AMOUNT	FUNDING DETERMINATION
<b>(a) CoC</b>	<b>\$190M</b>	Based on each CoCs proportionate share of the state's total homeless population based on the homeless point-in time count (PIT). *no more than 40% and no less than \$500,000 shall be awarded to a CoC*
<b>(b) 13 large cities</b>	<b>\$275M</b>	Based on the city's proportionate share of the total homeless population of the region served by the CoC within which the city is located, based on the homeless point-in time count (PIT). *no more than 45% shall be awarded to a city*
<b>(c) Counties</b>	<b>\$175M</b>	Based on the county's proportionate share of the total homeless population of region served by the CoC within which the county is located, based on the homeless point-in time count (PIT). *no more than 40% shall be awarded to a county*

- Agency will calculate each jurisdiction's final program allocation award amount once the 2019 point-in-time count numbers have been finalized and posted by the United States Department of Housing and Urban Development, and any determinations described in subdivision (j) of Section 50216 have been announced.





# HHAP IMPORTANT DATES

HHAP TIMELINE	
Program Guidance	To Be Determined
Application Map	To Be Determined
NOFA Release and On-line application portal open	To Be Determined **pending release of 2019 PIT County by HUD**
Final date to submit applications	February 15, 2020
Final date to award funds	April 1, 2020
No less than 50% of funds shall be obligated by Awardees	May 31, 2021
Funds shall be fully liquidated	June 30, 2025



## HHAP PROGRAM HIGHLIGHTS

- A program recipient shall not use funding from the program to supplant existing local funds for homeless housing, assistance, or prevention.
- A program recipient shall use at least 8 percent, of the funds for services for homeless youth populations.
- Section 50219(a-b): Application Requirements
- Section 50219 (c)(1-8): Eligible Uses
  - Except as provided in subdivisions (d) and (e) a recipient shall expend funds on evidence-based solutions that address and prevent homelessness among eligible populations.





## HHAP PROGRAM HIGHLIGHTS (CONTINUED)

- Section 50219(d): Up to 5 percent of an applicant’s program allocation may be expended for the following uses that are intended to meet federal requirements for housing funding
  - Strategic homelessness plan, as defined in section 578.7(c) of Title 24 of the Code of Federal Regulations.
  - Infrastructure development to support coordinated entry systems and Homeless Management Information Systems.
- Section 50219(e): The applicant shall not use more than 7 percent of a program allocation for administrative costs incurred by the city, county, or continuum of care to administer its program allocation.
  - For purposes of this subdivision, “administrative costs” does not include staff or other costs directly related to implementing activities funded by the program allocation.







## POINT IN TIME COUNT

*A Point-in-Time (PIT) Count is:*

- A “snapshot” count – represents the number of people experiencing homelessness on one day
- Done by volunteers and government employees
- Of individuals and families living in shelters or transitional housing (annually), or
- On the street, cars, abandoned buildings and other places not meant human habitation (biennially)
- Required by HUD but used by other entities



## THE PIT COUNT WAS TRULY A COMMUNITY EFFORT

The 2019 El Dorado County Homeless Point-in-Time Count was a comprehensive community effort. With the support of individuals with lived experience of homelessness, numerous community volunteers, staff from various city and county departments, homeless service providers, CoC Board members, and law enforcement, the entire county was canvassed.

THANK YOU  
TO OUR  
DEPLOYMENT  
SITES



**GREEN VALLEY**  
COMMUNITY CHURCH



**New Morning**  
*Youth & Family Services*

Counseling Services & Emergency Youth Shelter



T A H O E  
**YOUTH & FAMILY**  
S E R V I C E S  
A SAFETY NET OF SERVICES FOR YOUTH AND FAMILIES



**tahoe coalition**  
FOR THE HOMELESS

# HOW DO WE USE THE PIT COUNT DATA?



ONLY NATIONAL  
METHODOLOGY BENCHMARK  
USED TO TRACK HOMELESSNESS



POINT-IN-TIME COUNT AND SURVEY DATA  
HELP INFORM COMMUNITIES' LOCAL  
STRATEGIC PLANNING, CAPACITY BUILDING,  
AND ADVOCACY CAMPAIGNS TO PREVENT  
AND END HOMELESSNESS.



WATCHING TRENDS OVER TIME AND  
UTILIZING THE RICH DEMOGRAPHIC DATA  
OBTAINED CAN HELP POLICYMAKERS TO  
MAKE DATA-INFORMED DECISIONS ABOUT  
HOMELESS HOUSING AND SERVICES AND  
CAN HELP THE COC WITH PLANNING.

## WHAT FUNDING DOES THE PIT COUNT IMPACT?

The PIT Count impacts various state and federal funding streams.


- The funding formulas impacted by the PIT Count data are:
  - The Continuum of Care Program
  - The Homeless Emergency Aid Program (HEAP)
  - California Emergency Solutions and Housing (CESH) Program
  - Housing Assistance Program (HAP)

# 2019 POINT IN TIME COUNT

The Point In Time Count methodology used in 2019 had six primary components:

1. General Street Count: a counting of unsheltered homeless individuals between the hours of 7 AM and 11 AM;
2. Youth Street Count: a targeted counting of unsheltered homeless youth under the age of 25 between the hours of 3 PM and 7 PM;
3. Shelter Count: a counting of sheltered homeless individuals on the night before the street count;
4. Survey: an in person survey of unsheltered and sheltered individuals conducted by peer surveyors and volunteers on the same day as the general street count;
5. El Dorado County Office of Education count: a counting of families previously identified as unsheltered;
6. El Dorado County Sheriff Homeless Outreach Team (HOT) count: a counting of individuals identified as unsheltered and living in inaccessible areas and/or locations deemed unsafe for count workers

613



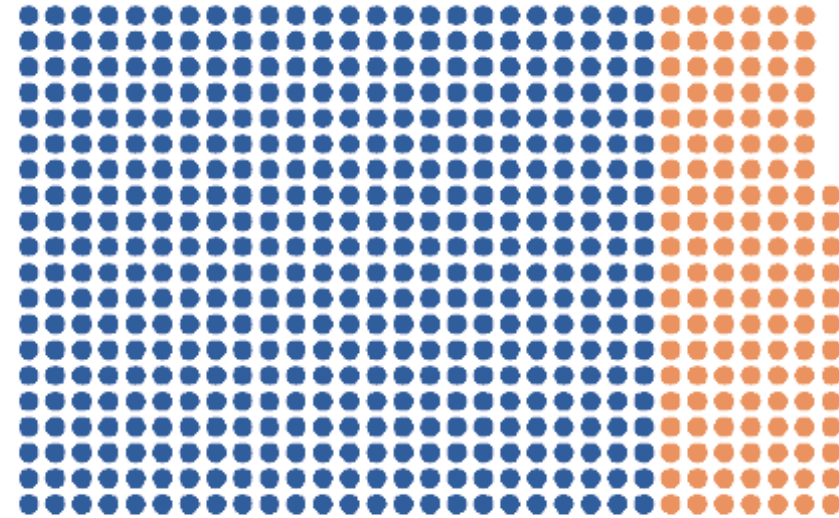
2019

2019  
RESULTS

An aerial photograph of a busy street intersection with a white text box overlaid in the center. The text box contains the title 'POINT-IN-TIME COUNT & SURVEY' in orange, uppercase letters. The background shows a crosswalk with white stripes and several pedestrians, some holding umbrellas, suggesting a rainy day.

**POINT-IN-TIME  
COUNT & SURVEY**

## SHELTER STATUS



**78%**  
Unsheltered  
(N=480)

**22%**  
Sheltered  
(N=133)






PLACE OF RESIDENCE ON NIGHT OF THE PIT COUNT

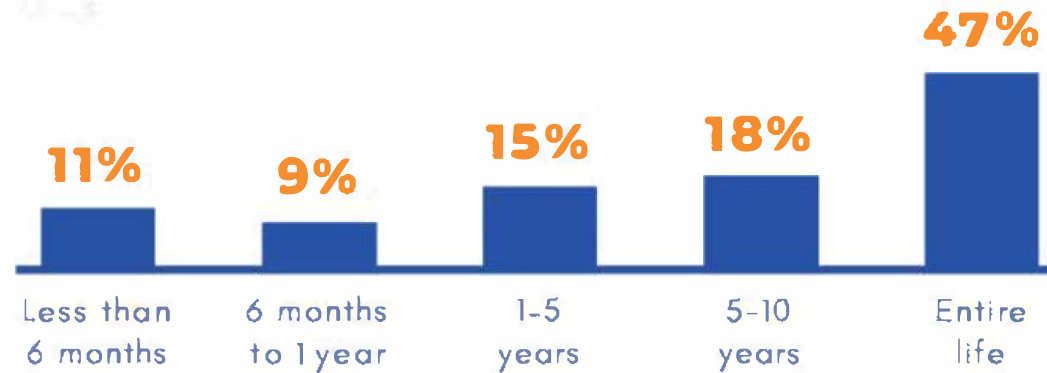
## LOCATION

Eighteen percent (18%) of homeless individuals enumerated lived in the South Lake Tahoe basin, while the remaining 82% lived in the Western Slope of the county.

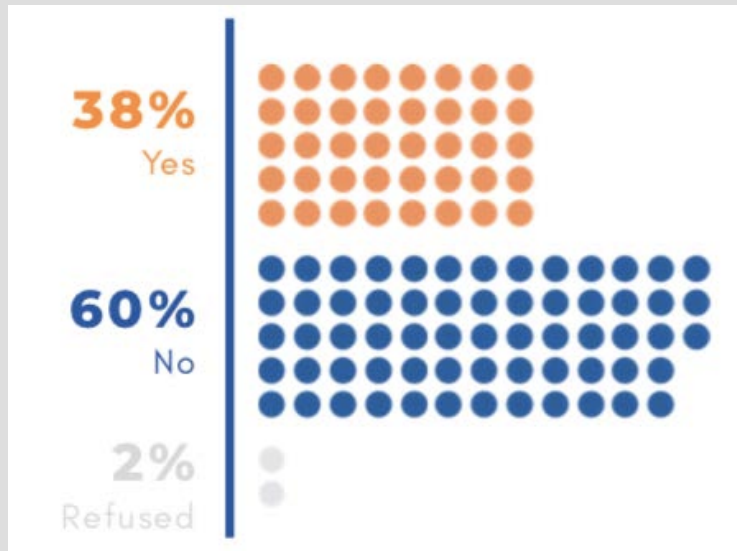


LENGTH OF RESIDENCY  
IN EL DORADO COUNTY  
PRIOR TO HOMELESSNESS

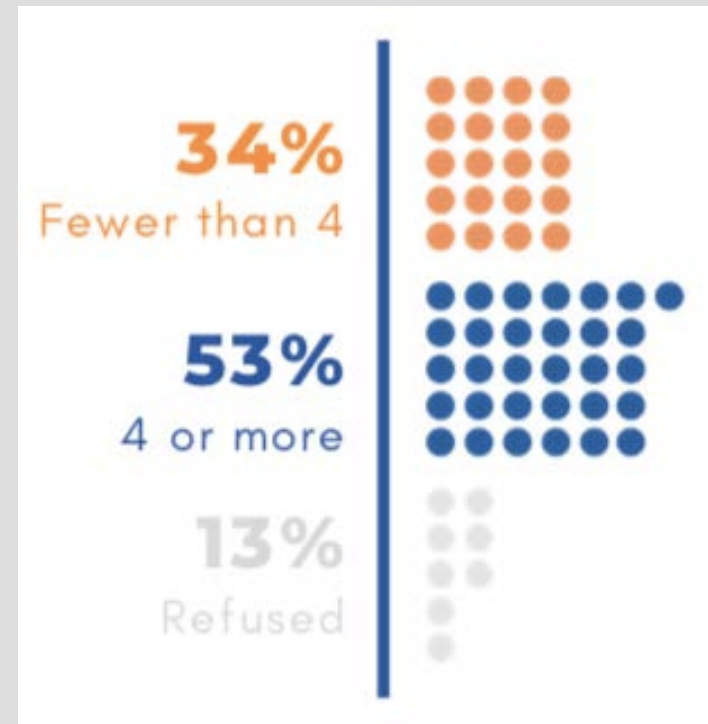
Almost half of individuals (47%) reported they had lived their entire lives in El Dorado County before experiencing homelessness, while 18% reporting living in El Dorado County for 5-10 years before experiencing homelessness. Fifteen percent (15%) reported living in El Dorado County for 1-5 years before experiencing homelessness, and 9% reported living in El Dorado County for 6 months or less before experiencing homelessness.



## FIRST TIME HOMELESS



## REOCCURRENCE OF HOMELESSNESS



# AGE

**15%**

**16%**

**10%**

**6%**

**22%**

**21%**

**10%**



0-17

18-24

25-34

35-44

45-54

55-61

62

Years Old

Years Old

Years Old

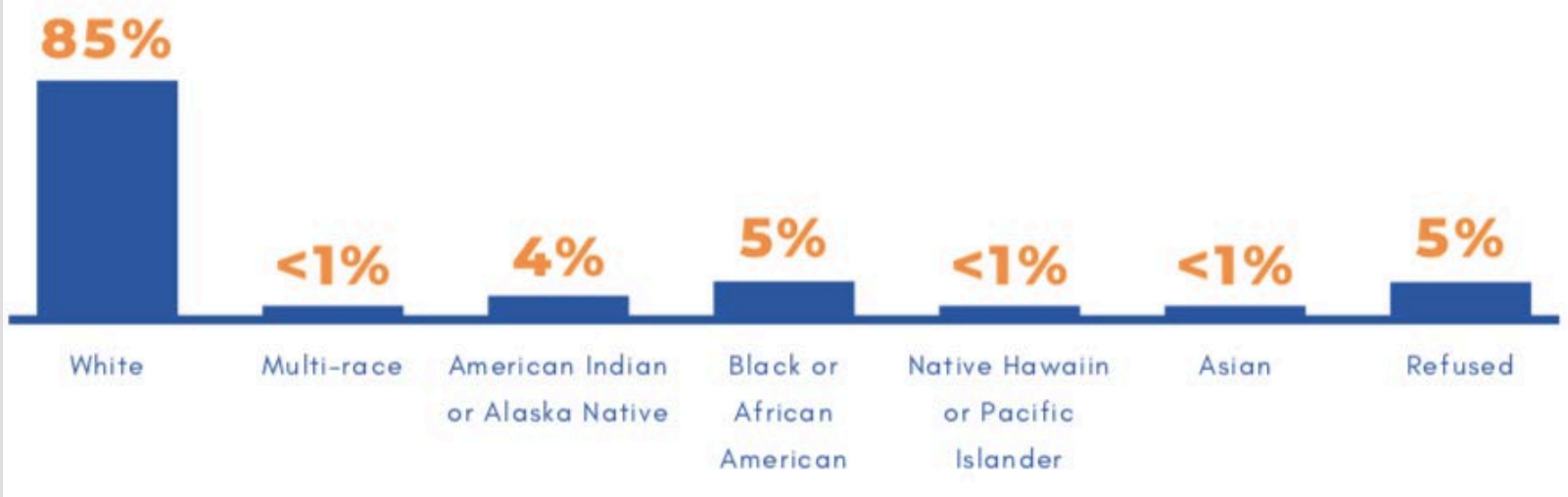
Years Old

Years Old

Years Old

and Over

# RACE



## DOMESTIC VIOLENCE

**27%**

Yes

**73%**

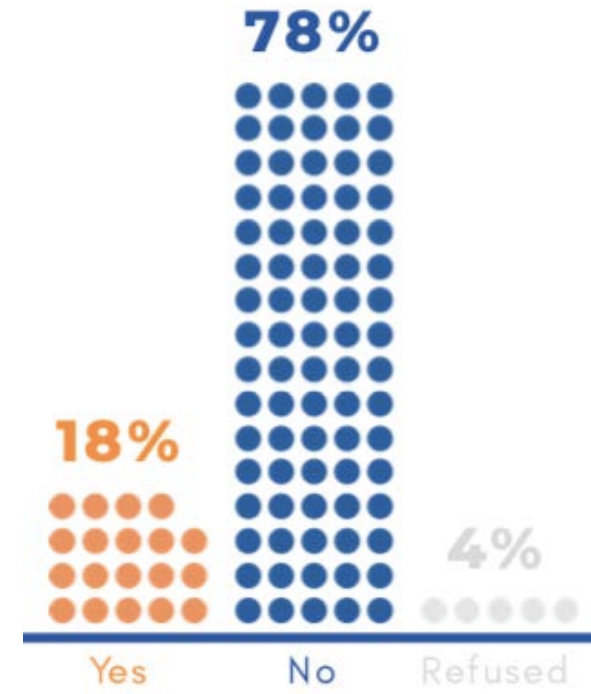
No

Over one quarter (27%) of survey respondents indicated they were currently experiencing domestic violence or being abused by their partner, while 73% were not.

## DISABILITY TYPE

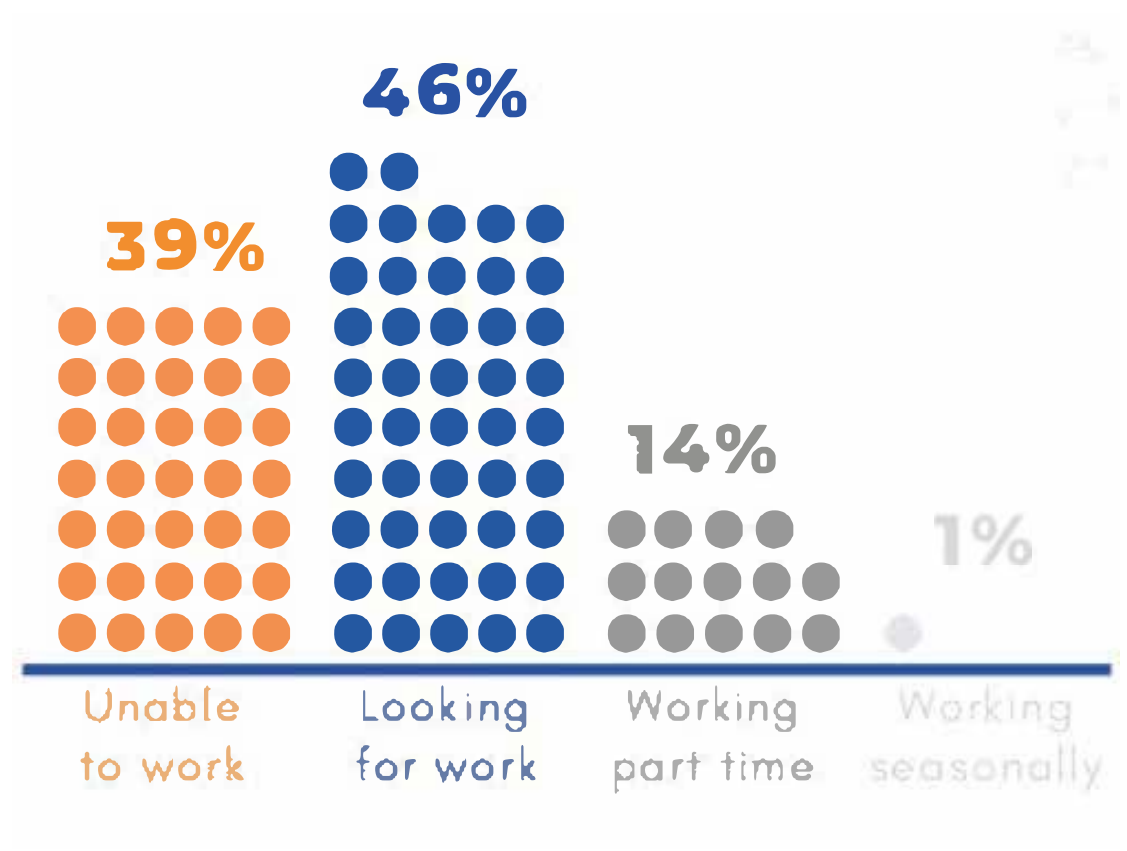


## ACCESSING BENEFITS?







# EMPLOYMENT STATUS




NUMBER OF  
INDIVIDUALS  
EXPERIENCING  
CHRONIC  
HOMELESSNESS



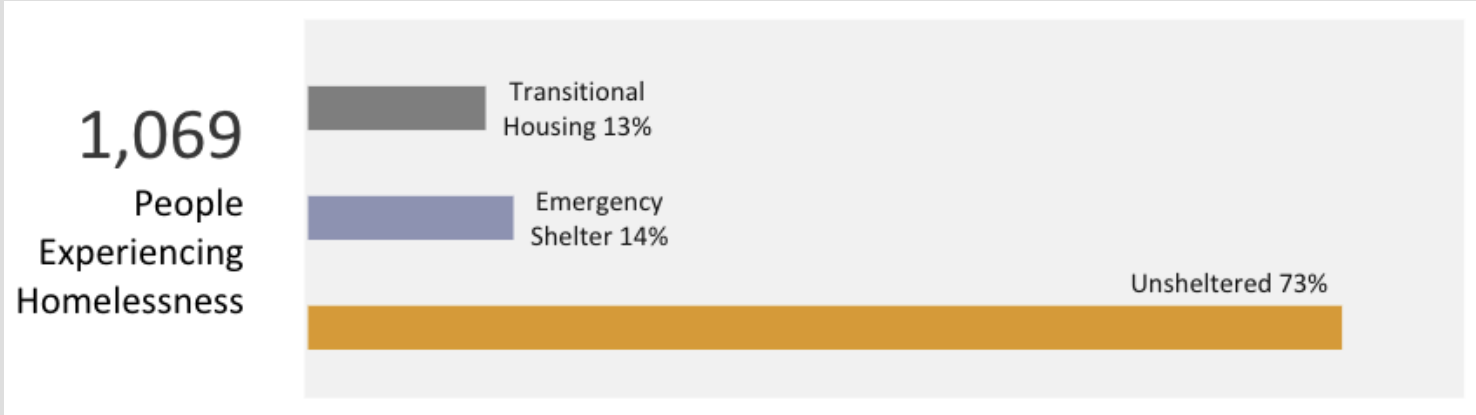
NUMBER OF VETERANS  
EXPERIENCING  
HOMELESSNESS




NUMBER OF  
FAMILIES  
EXPERIENCING  
HOMELESSNESS



# KINGS TULARE



# SOLANO



# CALIFORNIA COCS BIENNIAL COUNT COMPARISON

## California Continuums of Care: Comparison of 2017 and 2019 Homeless Counts

- CoCs with % of decrease in total persons between 2017 and 2019
- CoCs with % of increase in total persons between 2017 and 2019
- CoCs that have not yet released their 2019 homeless count results to the public





WHERE DO  
WE GO  
FROM  
HERE?

- As you can see from the data, there are many areas of need. How do we determine where to start and what to prioritize?
- Based on the available data, utilizing community input and applying best practices, strategic plans can bring together everything to set the course for addressing the needs in a community.

## WHY DO A STRATEGIC PLAN?

It is a requirement of HUD that the CoC develop a strategy and approach to meeting the needs of all homeless populations

Having a well developed regional strategic plan allows the CoC to leverage additional federal funding


Having a plan helps develop a coordinated approach with all stakeholders/regional partners and to measure progress and evaluate success

The development of a Regional Strategic Plan is a requirement for this County for the CESH and HEAP funds (brought \$1.88 million into the County) as well as a threshold criteria for significant upcoming State funds

## STRATEGIC PLANNING EXPERIENCE



- Over 20,10-year plans for ending homelessness across dozens of states and local communities
  - Extensive understanding of homelessness issues and knowledge about related federal policies and priorities
  - Focus on cross-system collaboration and integration
  - Concrete, actionable plans and recommendations
- Numerous strategic plans, updates and agency-specific plans
- Over 30 plans to integrate health, housing and homeless systems
- Over 15 strategic plans/updates in the past two years across California to ensure regulatory compliance



## PLAN INTRODUCTION

### **What?**

A multi-year, community-wide roadmap to preventing and ending homelessness

### **Why?**

To guide governmental actors, nonprofits, stakeholders, and other community members as they make decisions about funding, programs, priorities, and needs



## KEY GOALS OF STRATEGIC PLANNING



**Increasing the capacity and effectiveness of homeless housing and service programs**



**Addressing the root causes of homelessness through system and policy change**



**Improving the quality of life for homeless individuals and families creating healthy neighborhoods for all**



## COMMUNITY ENGAGEMENT

Community engagement is critical for **identifying gaps and needs and available resources, ensuring diverse feedback, aligning with existing efforts,** and increasing buy-in and investment in the final plan, which can impact the ability to implement the plan

## THE COMMUNITY ENGAGEMENT PROCESS

- Complete a homeless and housing environmental scan
- Form Strategic Planning Workgroup with diverse stakeholder representation
- Distribute consumer, provider, and community surveys
- Conduct consumer focus groups
- Strategic Planning Workgroup meetings to review data and develop plan drafts
- Three topic-focused Committee meetings on high priority topics
- Community Forum to Review Goals, Strategies, and early draft of Plan
- Public Meeting to Provide Input on Final Draft

## STEPS IN STRATEGIC PLANNING:

Identify  
Needs

Identify needs through environmental scan and community engagement process

Establish  
Strategies

Establish strategies to address needs

Enhance  
Partnerships

Build and enhance partnerships

Common  
Direction

Begin to guide all parties in a common direction

Evaluate  
Progress

Develop metrics to evaluate and track progress

Increase  
Funding

Ensure compliance with multiple funding streams and increase funding available for housing and services

## NEXT STEPS IN STRATEGIC PLANNING



The first step will be the formation of the Strategic Planning Workgroup and the Community Engagement process will begin in September 2019



Based on the data gathered, the Workgroup will help identify the goals and strategies for the Plan



Homebase will facilitate that process and the first year implementation planning process helping us to maximize established goals



However, let's review some possible goals to give you an idea of possible areas of focus of the Plan

## POSSIBLE GOALS

Housing	Increase access to safe, affordable housing options, including low barrier-shelter and permanent supportive housing
System Capacity	Develop the capacity of the system, including Continuum of Care, system support, HMIS Administration, funding development, outreach, and planning
Supportive Services	Use best practices to deliver tailored supportive services and meet individual needs
Coordinated Entry	Continue to develop and invest in the Coordinated Entry System
Prevention and Diversion	Strengthen the support system available to help residents obtain and maintain housing, including flexible subsidies, prevention and diversion
Needs of Subpopulations	Build provider capacity to address the needs of specific populations

## GOAL: BUILD SYSTEM CAPACITY

In order to continue increasing effectiveness and funding in El Dorado County, the Continuum of Care will likely need to have dedicated staff.

Most Continuums of Care have some level of staffing in order to carry out the essentially unfunded mandates of the state and federal funding streams, including having a Coordinated Entry System, a Homeless Management Information System, conducting Point-In-Time and Housing Inventory Counts and other regular reporting. The increases in State funding enhance this need further.

By building the capacity of the system, we also help build the capacity of the homeless housing and services providers.

GOAL: INCREASE  
ACCESS TO  
HOUSING

As we embark on this strategic planning process and we access new funding streams, we thought that hearing about best practice examples of housing that have been implemented successfully in California would be useful.

We asked a provider who has successfully implemented a permanent supportive project with great outcomes in Santa Rosa, California to attend today and share with you about their project.





PRESENTATION

Jennielynn Holmes, MPA  
Senior Director of Shelter and Housing  
Catholic Charities of the Diocese of Santa Rosa



# QUESTIONS