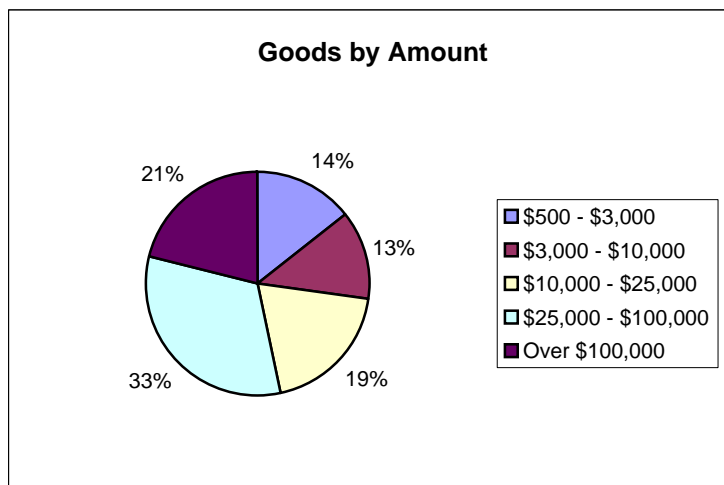
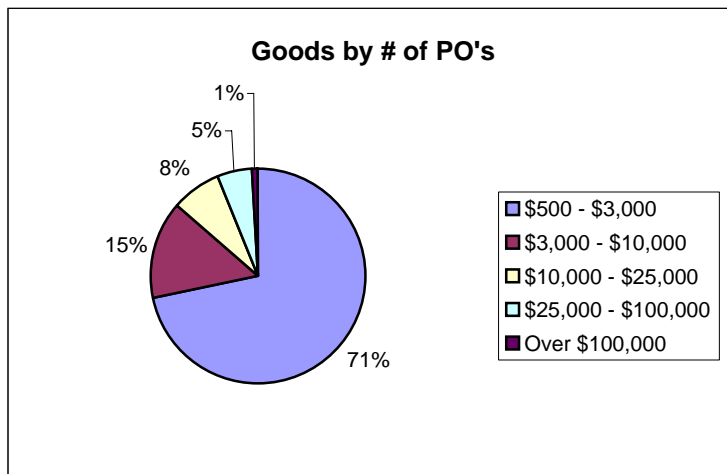
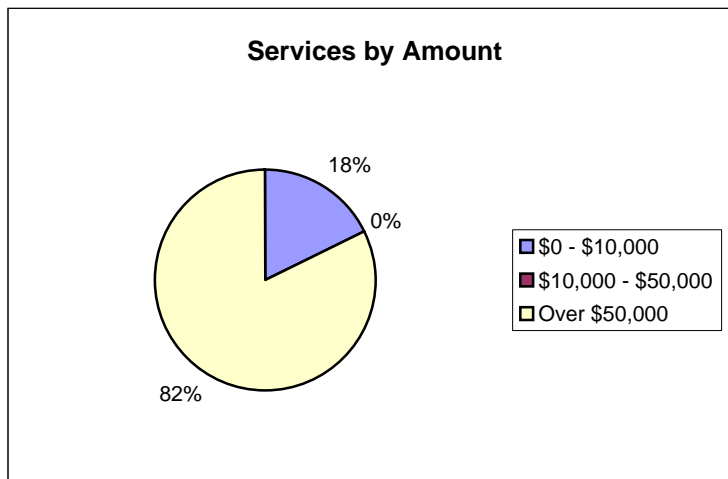
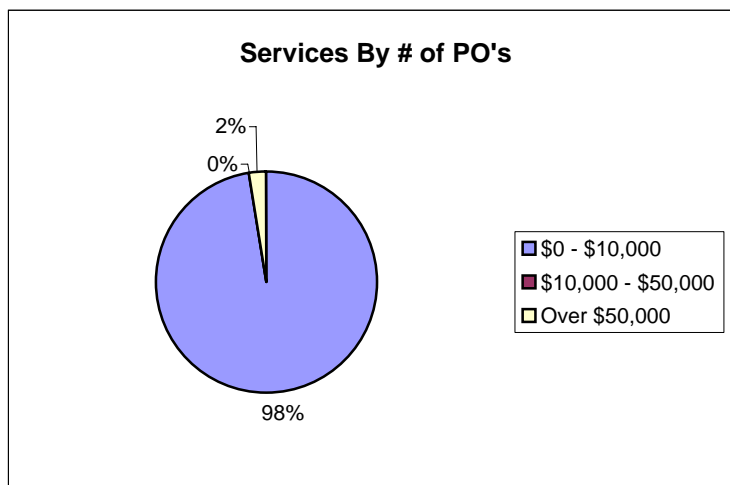


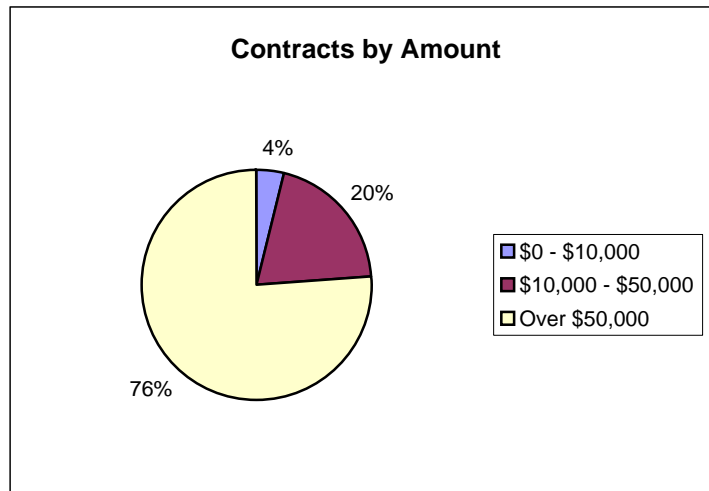
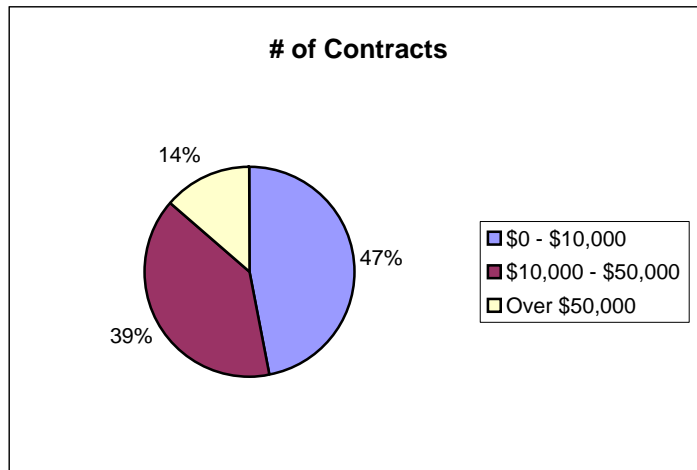
| GOODS                |            |                       |
|----------------------|------------|-----------------------|
| Amount               | # of PO's  | Total                 |
| \$500 - \$3,000      | 188        | \$242,210.73          |
| \$3,000 - \$25,000   |            |                       |
| \$3,000 - \$10,000   | 38         | \$216,656.02          |
| \$10,000 - \$25,000  | 20         | \$329,462.83          |
| \$25,000 - \$100,000 | 14         | \$545,717.59          |
| Over \$100,000       | 2          | \$357,218.99          |
| <b>Goods Totals</b>  | <b>262</b> | <b>\$1,691,266.16</b> |



| SERVICES               |            |                     |
|------------------------|------------|---------------------|
| Amount                 | # of PO's  | Total               |
| \$0 - \$50,000         |            |                     |
| \$0 - \$10,000         | 121        | \$85,628.13         |
| \$10,000 - \$50,000    | 0          |                     |
| Over \$50,000          | 1          | \$261,024.39        |
| <b>Services Totals</b> | <b>122</b> | <b>\$346,652.52</b> |



| CONTRACTS              |                |                       |
|------------------------|----------------|-----------------------|
| Amount                 | # of Contracts | Total                 |
| \$0 - \$50,000         |                |                       |
| \$0 - \$10,000         | 80             | \$294,348.11          |
| \$10,000 - \$50,000    | 67             | \$1,504,781.97        |
| Over \$50,000          | 23             | \$5,759,948.00        |
| <b>Contracts Total</b> | <b>170</b>     | <b>\$7,559,078.08</b> |



| Blanket PO's | # of BPO's | Amount         |
|--------------|------------|----------------|
| Total        | 112        | \$1,330,046.92 |