

S. Taylor # 13 BUS 8/13/2019

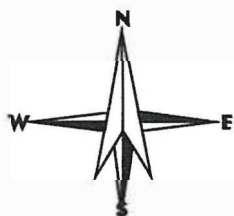
# TRUCK NETWORKS on California State Highways

**DISTRICT 3**








Map 3 of 12

Not to scale

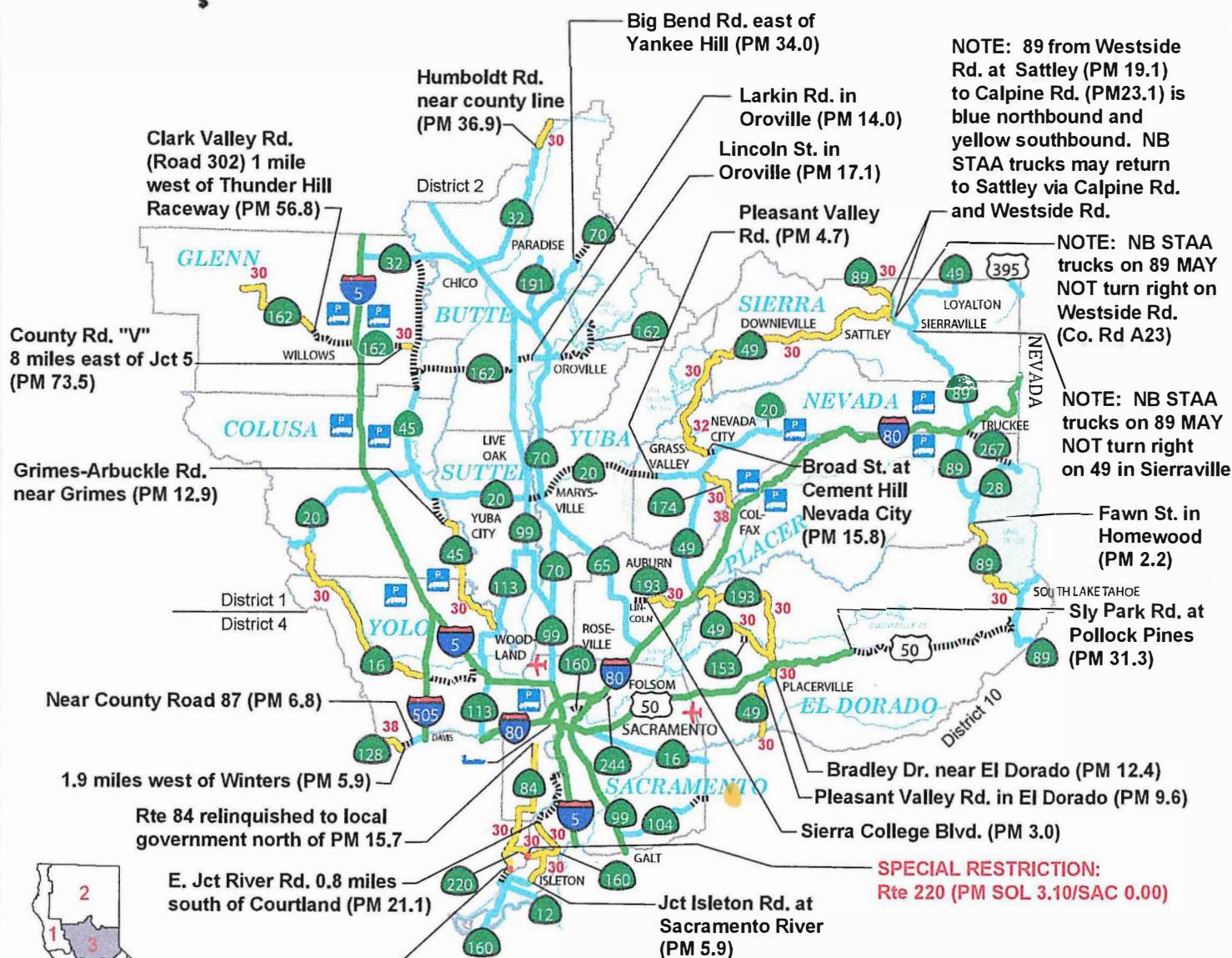
Last revised June 5, 2018



## LEGEND (CLICK HERE FOR MORE DETAILED LEGEND)

-  National Network (STAA)
-  Terminal Access (STAA)
-  65' California Legal Route
-  65' Ca Legal \*KPPRA Advisory
-  30
-  Special Restrictions
-  Safety Roadside Rest Area
-  Port
-  Airport

\*KPPRA = kingpin-to-rear-axle distance



NOTE: 89 from Westside Rd. at Sattley (PM 19.1) to Calpine Rd. (PM 23.1) is blue northbound and yellow southbound. NB STAA trucks may return to Sattley via Calpine Rd. and Westside Rd.

NOTE: NB STAA trucks on 89 MAY NOT turn right on Westside Rd. (Co. Rd A23)

NOTE: NB STAA trucks on 89 MAY NOT turn right on 49 in Sierraville

**SPECIAL RESTRICTION:**  
Rte 220 (PM SOL 3.10/SAC 0.00)

**SPECIAL RESTRICTION:**  
Rte 84 (PM 2.49/2.64)



# TRUCK MAP LEGEND

## TRUCK LENGTHS & ROUTES



STATE OF CALIFORNIA  
DEPARTMENT OF TRANSPORTATION

Click here for the [Truck Network Map](#)

..... CALIFORNIA LEGAL ROUTES California Legal trucks (black trucks) can travel on STAA routes (green and blue routes), CA Legal routes (black routes), and Advisory routes (yellow routes). CA Legal trucks have access to the entire State highway system except where prohibited (some red routes).



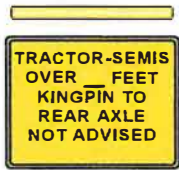
### California Legal Truck Tractor - Semitrailer

Semitrailer length : no limit  
 KPRA\* : 40 feet maximum for two or more axles,  
 38 feet maximum for single-axle trailers  
 Overall length : 65 feet maximum \*(KPRA = kingpin-to-rear-axle)



### California Legal Truck Tractor - Semitrailer - Trailer (Doubles)

Option A  
 Trailer length : 28 feet 6 inches maximum (each trailer)  
 Overall length : 75 feet maximum  
 Option B  
 Trailer length : one trailer 28 feet 6 inches maximum  
 other trailer may be longer than 28 feet 6 inches  
 Overall length : 65 feet maximum



CA LEGAL ADVISORY ROUTES - CA Legal trucks only; however, **travel not advised** if KPRA length is over posted value. KPRA advisories range from 30 to 38 feet.

— STAA ROUTES The STAA Network allows the “interstate” STAA trucks which are the green trucks shown below. The STAA Network consists of the National Network (green routes, primarily interstates) and Terminal Access routes (blue, primarily State routes). (“STAA” = federal Surface Transportation Assistance Act of 1982.)

(Click here for the [Truck Network Map](#).)



### Interstate “STAA” Truck Tractor - Semitrailer

Semitrailer length : 48 feet maximum  
 KPRA\* : no limit  
 Overall length : no limit \*(KPRA = kingpin-to-rear-axle) ←



Semitrailer length : over 48 feet up to 53 feet maximum  
 KPRA : 40 feet maximum for two or more axles,  
 38 feet maximum for single-axle trailers  
 Overall length : no limit ←



### Interstate “STAA” Truck Tractor - Semitrailer - Trailer (Doubles)

Trailer length : 28 feet 6 inches maximum (each trailer)  
 Overall length : no limit



Terminal Access - Interstate “STAA” trucks may travel on State highways that exhibit this sign.



Service Access - Interstate “STAA” trucks may travel up to one road mile from the off ramp to obtain services (food, fuel, lodging, repairs), provided the route displays this sign.

..... SPECIAL RESTRICTIONS - Route restricted for vehicle length or weight, cargo type, or number of axles. Click here for the list of [Special Route Restrictions](#).



