

(Handout from  
David Livingston -  
County Counsel)

PC 1/25/18  
#6



FOUNDED 1955

# INSTITUTE FOR LOCAL GOVERNMENT

*Promoting Good Government at the Local Level*

LOCAL GOVERNMENT 101

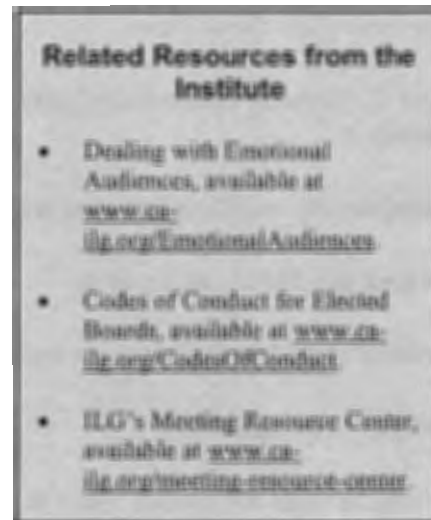
## Understanding the Role of Chair

[www.ca-ilg.org/ChairMeeting](http://www.ca-ilg.org/ChairMeeting)

October 2011

Meetings are central to the local agency decision-making process. Through public meetings, elected and appointed officials come together to receive public input, discuss, deliberate and decide issues on behalf of the public. Such decisions typically require support of a majority of the decision-making body.

All members of the decision-making body usually have the same voting power. The meeting chair, however, plays a special role in helping the group reach wise decisions. The following tip sheet offers suggestions for performing that role well.



## Goal of Meeting Discussions

The usual goal of any discussion at a public agency meeting is for decision-makers to:

- Receive and share information, so everyone can make informed choices.
- Share thoughts and perspectives on what decision best serves the public's interests and other community values.
- Reach a decision on what the best option is.

Another goal is for the group to reach decisions in a way that builds and maintains relationships as well as promotes trust in both decision-makers and the decision-making process.

## Everyone's Role

*All* participants in the decision-making process are responsible for working towards achieving these meeting goals. Moreover, everyone has a shared stake in having an opportunity to be heard and being treated fairly. Thus, all officials have an interest in supporting the chair's efforts to conduct the meeting effectively and fairly.

## The Chair's Role

The chair's role includes:

- Helping the group determine whether it has all the information necessary and available to make a decision.
- Where there are multiple points of view on what the best decision might be, encouraging decision-makers to share those views.
- Actively listening to determine potential points of agreement and testing those points for actual agreement.
- Managing any conflicts that may arise during the discussions.
- Keeping the discussion on topic.
- Ensuring that clear decisions are made.
- Sticking to the agenda.
- Getting through the agenda items in a timely manner.

As a result, the role of the chair can be understood as:

- A team captain who leads by example and helps the group function as a team;
- A coach who encourages participants to perform at their best, including as it relates to principles of fair play and sportsmanship; and
- A referee who has authority to stop the action and apply the rules of play.<sup>1</sup>

For the chair to play the role of referee effectively, the chair needs the group's trust and respect. To earn this trust and respect, the chair needs to conduct the meeting fairly. This means applying the group's agreed upon standards in an impartial manner. If one's colleagues understand that the chair's goal is to be an impartial facilitator to help the group achieve consensus, the group will be more inclined to act in ways that support the chair's efforts and achieve the meeting's goals.

To achieve both the perception and the reality of impartiality, it can be helpful for the chair to hold off expressing his or her views on a matter and not engage in debate.

## Strategies for Success

### At the Beginning of the Meeting

- **Welcome and Introductions.** It can be helpful for the public (particularly first-timers) to know who is sitting at the dais, what opportunities there will be to provide input, and how they can understand what is going on (for example, if translation equipment/service is available, where people can pick up the equipment). This can communicate decision-makers' earnest desire to both receive public input and have the public understand what is going on.
- **Agenda Overview.** A brief statement of the major sections of the agenda can remind both decision-makers and the public of the scope of what needs to be accomplished during the meeting.
- **Aspirational Statement on Decorum.** If the body has adopted a guidelines and goals for civility, a brief reminder to that effect can help set the tone for both decision-makers' interactions and encouragement for other meeting participants' conduct.

### As the Body Moves to New Agenda Sections/Items

- **Agenda Sections.** Different agenda sections are sometimes subject to different procedures. For example, a consent agenda usually is a group of items that are routine and non-controversial and are taken up as a group.

Conversely, other items are taken up one by one. Sometimes certain items are subject to special procedures (for example, public hearings). It can be helpful for the chair to briefly note these differences, as a reminder to new decision-makers and first time attenders at the meeting.

*Example: Chair: "Now we are at the public hearing portion of the agenda. To be respectful of the rights and interests of all involved, there will be three stages to our consideration of each item:*

*1. Facts and Evidence:*

- a. First staff will summarize their analysis of the issue before us.*
- b. Then, the applicant will be given a chance to explain, based on facts and evidence, how the applicant has met standards necessary for us to approve the application.*
- c. Next the public will be given an opportunity to offer their thoughts and evidence on the merits of the application. This can include any suggestions or questions that the public thinks we should ask of the applicant.*
- d. We will then ask any questions of the applicant.*

*2. Law and Analysis:*

- a. After listening and considering both the applicant's and the public's information, it becomes our turn to discuss among ourselves what we have learned based on what has been presented.*

b. *Once it appears that a consensus is developing, we may ask questions of staff on what kinds of findings need to be made to explain our decision based on the information we have received.*

3. *Decision:*

a. *The chair will entertain a motion to make a decision and adopt findings consistent with that decision.*

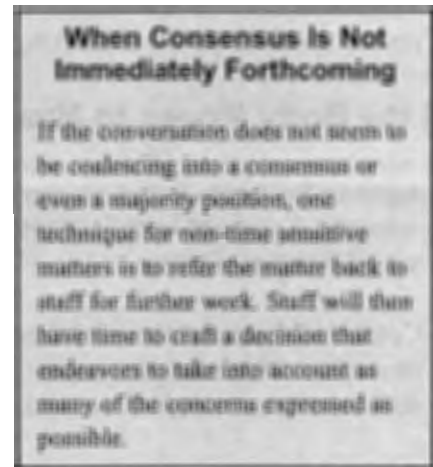
b. *If the motion receives a second, we'll vote to see if a majority of us can agree."*

- **Being Clear on the Issue to Be Resolved.** In addition to calling the agenda item, it can be helpful to identify the issue to be resolved.

*Chair: "The issue before us is whether the application to engage in X enterprise meets the standards in our zoning code for such activities."*

This reminds staff, decision-makers, the applicant and the public the standard which needs to be focused on. In addition, for complex or divisive items, sometimes participants can lose sight of the issue to be decided. A helpful role the chair can play in getting the discussion to a point of resolution is to remind participants of the issue to be resolved (or ask staff to state the issue to be resolved).

- **Note about Technical Language.** Public agency decisions sometimes involve special terminology, jargon and acronyms. This can lead to confusion and misunderstanding, which in turn, can take the discussion in unproductive directions. Another important role of the chair is to make sure the conversation occurs at a level that everyone can understand. The chair can ask speakers to define unfamiliar terms and explain unfamiliar concepts.



## Fostering Discussion and Decision

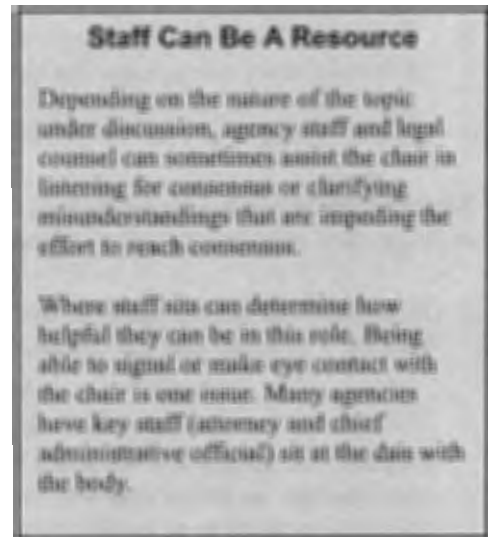
- **Opening Up the Issue for Discussion.** Having stated the issue and heard staff and the public's information on it, ask for decision-makers' thoughts. To enable the chair to be a fair guider of the discussion, the chair will typically refrain from offering their thoughts at the beginning.
- **Who Speaks When and to Whom.** At this point in the meeting, the discussion is among decision-makers and therefore decision-makers should be speaking to each other in an effort to come to a decision, not the public.

An important role of the chair is to make sure only one person speaks at a time, so both the public and decision-makers can understand and follow the discussion. A typical approach is for each decision-maker to offer their thoughts and then listen to other decision-makers' thoughts in turn.

If it appears multiple people want to talk at once, the chair has the option of asking people to raise their hands to be recognized before speaking. The chair can keep a list of who has asked to be heard, to call on each person to speak in sequence. Everyone who wants to speak should know that they are on the list and their turn is coming.

- Keeping Discussion Participation Balanced.** Some bodies have a norm that each person will take a turn in asking all their questions and sharing their thoughts. Others find that such a restriction interferes with dialogue and the deliberative process. If a person seems to be repeating him or herself or otherwise dominating the discussion to the exclusion of others, one approach is for the chair to acknowledge that the individual’s perspective has been heard.

Example: Chair *“We have heard that Supervisor Nasirian feels strongly that fixing our roads is an urgent priority. What are others’ thoughts?” or “Is there anyone who hasn’t spoken yet who would like to share their thoughts?”*



The chair can also give preference to those who haven’t spoken.

Example: Chair *“I see your hand up Council Member Cooke and we’ll get to you in a moment; I am going to recognize Council Member Suarez first since she hasn’t yet spoken.”*

- Avoiding Interrupting One Another.** When people are passionate or otherwise convinced of the correctness of their position or information, they will sometimes jump in to respond to what a colleague is saying. A chair’s role is to intervene to protect the person’s ability to finish their thought. (*“Let’s let Director Feliciano finish his thought; you’ll have an opportunity to share your perspectives.”*)
- Dealing with Conflict.** Differing perspectives is inherent in a group decision-making process and healthy. However, if the discussion gets particularly heated among two or more decision-makers, a helpful device is to have people address their remarks to the chair. Another is to summarize the points of disagreement and then move the discussion away from those who are in conflict by asking others how they see the issue. If the conversation turns personal, the chair can ask the group to keep the discussion focused on the problem at hand, not underlying motivations or personalities. If these techniques are unsuccessful, calling a recess can be helpful to enable people to step away from the conflict and reflect on how to move the discussion forward. *See also Dealing with Emotional Audiences.*

- **Actively Listening for Signs of Consensus.** The chair's role is to listen for points of agreement and possible consensus and then test the chair's sense of where people are leaning. Tools the chair has to help the group get to a decision point include:
  - *"It sounds like Supervisor Rodriguez and Supervisor Ifill are both concerned about the impact of the proposed use, even with the proposed conditions on the permit, on surrounding neighbors. Am I understanding your concerns? Would either of you like to move that the application be denied?"*
  - *Thank you Council Member Chen for sharing that view; would you like to make a motion to that effect?"*
  - *"It sounds that there are two views on the board: [state the two views]. Which strikes people as having more advantages for our community?"*
  - *"What's the group's pleasure? The question before us is [restate the issue before the group]."*
- **Motion and Second.** Once a motion is made, the chair asks for a second. A second to the motion indicates that at least one other person agrees with the maker of the motion.
  - If no one seconds the motion, the chair can note that the motion is appearing to die for lack of a second. The chair can ask if someone else wants to make a different motion.
  - If the group seems ambivalent, the chair can ask if someone wants to second the motion for purposes of discussion. Through that discussion, an approach at least a majority can agree on may emerge, in which case the chair may want to ask whether there's a friendly amendment to the original motion or a substitute motion.
- **Vote.** It's helpful for the chair to re-state the motion on which the group is voting.

## At the End of the Meeting

- **End on an Upbeat Note.** If at all possible, end the meeting on a positive note and thank everyone for their contributions to the meeting and their participation.
- **Explain Next Steps.** Note that the actions taken at the meeting are being recorded through meeting minutes, which will be reviewed at the next meeting. Note when the next meeting will be.

### If at First You Don't Succeed

People can take awhile to get used to the norms associated with group decision-making. If an approach doesn't work perfectly the first time, don't give up. Think about what worked and what didn't and consider whether persistence might help get the group to a better place.

### About the Institute for Local Government

This resource is a service of the Institute for Local Government (ILG) whose mission is to promote good government at the local level with practical, impartial, and easy-to-use resources for California communities. ILG is the nonprofit 501(c)(3) research and education affiliate of the League of California Cities and the California State Association of Counties.

For more information and to access the Institute's resources on local government 101, visit [www.ilg.org/local-government-101](http://www.ilg.org/local-government-101). If you would like to access this resource directly, go to [www.ilg.org/ChairMeeting](http://www.ilg.org/ChairMeeting).

The Institute welcomes feedback on this resource:

- *Email:* [info@ilg.org](mailto:info@ilg.org) *Subject:* *Understanding the Role of Chair*
- *Mail:* 1400 K Street, Suite 205 • Sacramento, CA • 95814

---

## References and Resources

*Note: Sections in the California Code are accessible at <http://leginfo.legislature.ca.gov/>. Fair Political Practices Commission regulations are accessible at [www.fppc.ca.gov/index.php?id=52](http://www.fppc.ca.gov/index.php?id=52). A source for case law information is [www.findlaw.com/cacases/](http://www.findlaw.com/cacases/) (requires registration). (kj)*

<sup>1</sup> See Vermont Institute for Government, *Born to Chair: An Introduction to the Science and Art of Chairing a Board Meeting* (1998), available at [www.sec.state.vt.us/municipal/pubs/chair.pdf](http://www.sec.state.vt.us/municipal/pubs/chair.pdf) and <http://crs.uvm.edu/citizens/chair.pdf>.

G:\INSTITUTE\Gov 101\Meeting Management\Understanding the Role of Chair 7-2013.docx