

- LEGEND**
- PROPOSED RIGHT-OF-WAY
 - - - PROPOSED SLOPE EASEMENT
 - - - LIMITS OF CUT/FILL
 - █ EXISTING PAVEMENT

EL DORADO COUNTY DEPARTMENT OF TRANSPORTATION

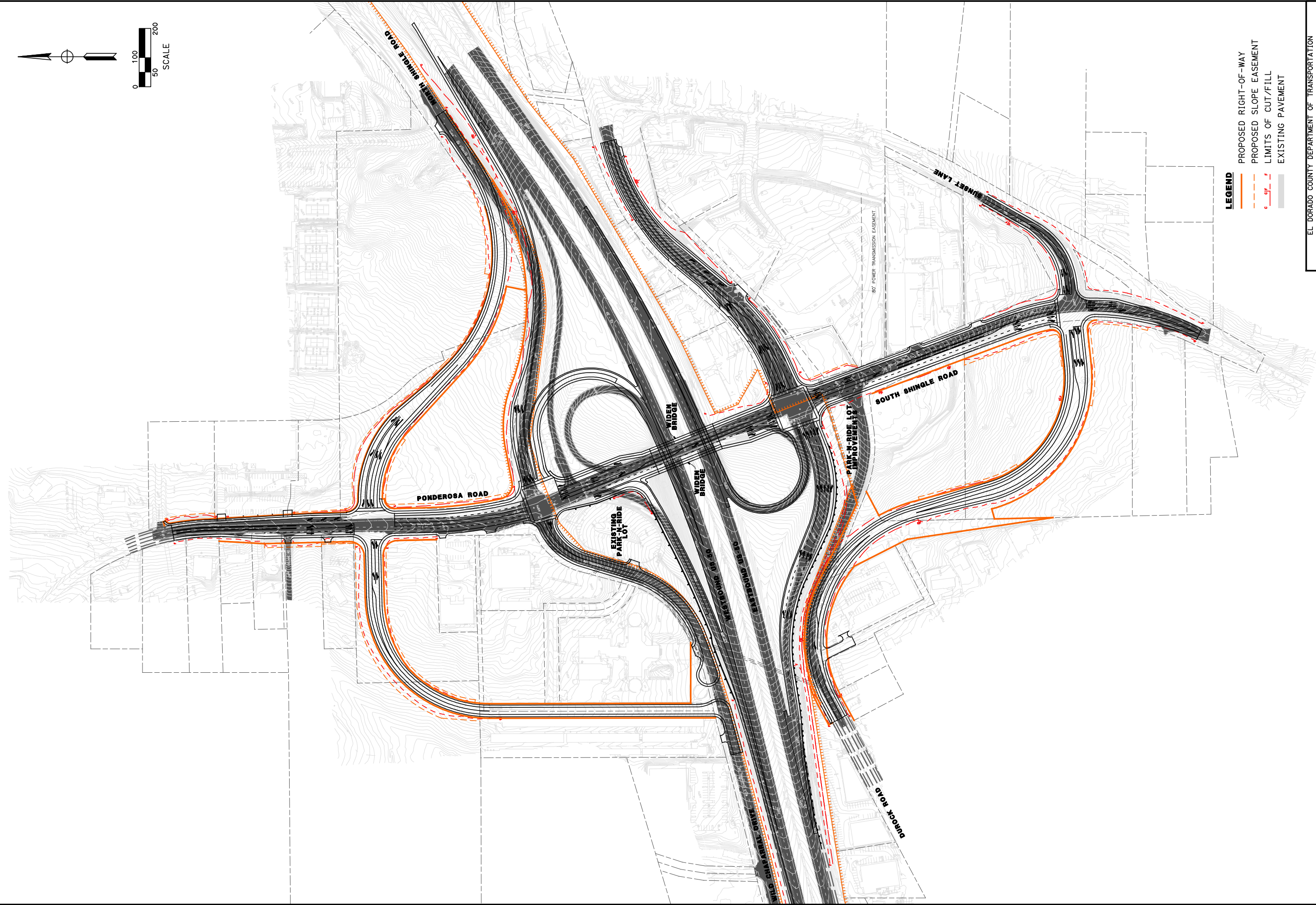
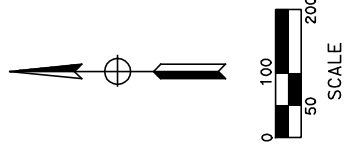
Figure 2: Build Alternative 1

US-50/PONDEROSA ROAD INTERCHANGE

DRAWN BY: JRBI
 CHECKED BY: JORO
 DATE: 9-19-08
 SCALE: 1" = 300'



JOB NO. 03-2E5500
 SHEET 1 OF 3
 FILE NO. 03-2E5500



- LEGEND**
- PROPOSED RIGHT-OF-WAY
 - - - PROPOSED SLOPE EASEMENT
 - · - · - LIMITS OF CUT/FILL
 - ▬ EXISTING PAVEMENT


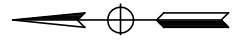
EL DORADO COUNTY DEPARTMENT OF TRANSPORTATION

Figure 3: Build Alternative 2

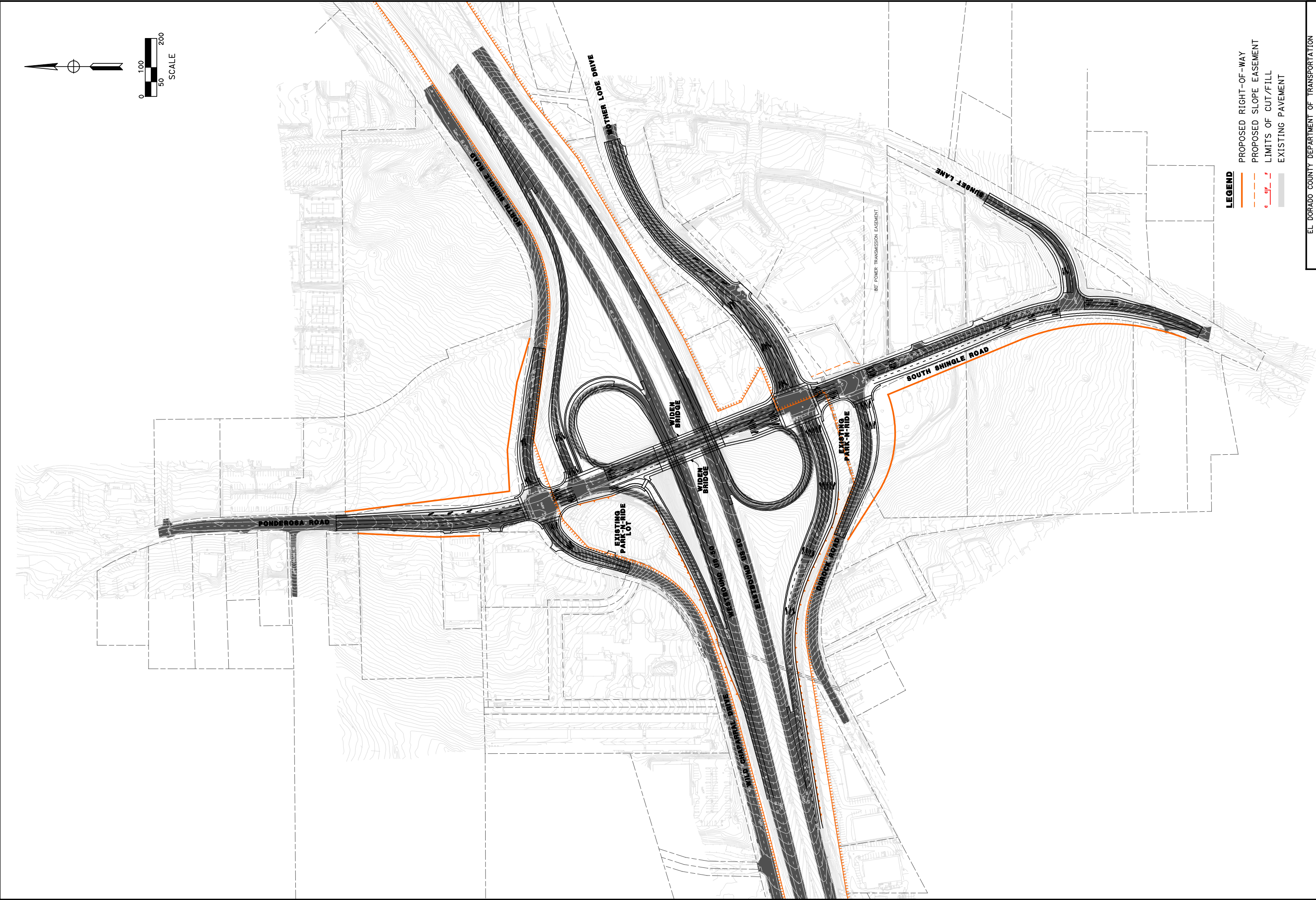
| | | | |
|----------------------------------|------------------|-----------|-------|
| US-50/PONDEROSA ROAD INTERCHANGE | | JOB NO. | SHEET |
| DRAWN BY: JRBI | CHECKED BY: JORO | 2 | 2 |
| DATE: 9-19-08 | SCALE: 1" = 300' | FILE NO. | OF |
| | | 03-2E5500 | 3 |



DAVID EVANS
AND ASSOCIATES, INC.
CIVIL ENGINEERING AND PLANNING
Riverside, California 92504
Phone 951.781.3585



SCALE



- LEGEND**
- PROPOSED RIGHT-OF-WAY
 - - - PROPOSED SLOPE EASEMENT
 - · - · - LIMITS OF CUT/FILL
 - ▒ EXISTING PAVEMENT

EL DORADO COUNTY DEPARTMENT OF TRANSPORTATION

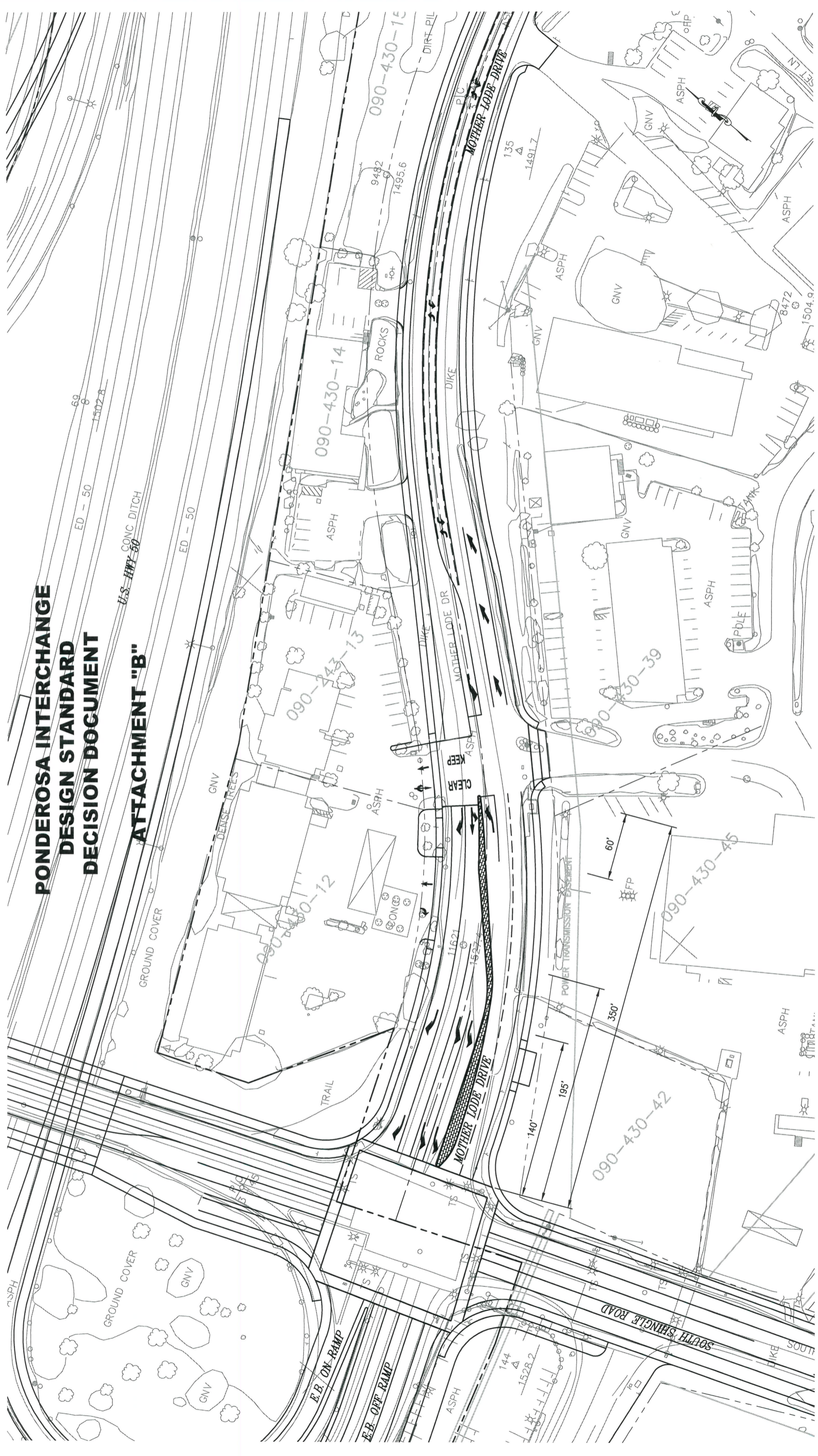
Figure 4: Build Alternative 3

| | | | |
|----------------------------------|------------------|----------|-----------|
| US-50/PONDEROSA ROAD INTERCHANGE | | JOB NO. | SHEET |
| DRAWN BY: JRBI | CHECKED BY: JORO | 3 | 3 |
| DATE: 9-19-08 | SCALE: 1" = 300' | FILE NO. | 03-2E5500 |
| | | 3 | 3 |



PONDEROSA INTERCHANGE DESIGN STANDARD DECISION DOCUMENT

ATTACHMENT "B"



MOTHER LODE DRIVE
TURN LANE CONFIGURATION
SCALE: 1" = 40'

| | | |
|---|-----------------------------|---|
| PREPARED UNDER THE SUPERVISION OF: REGISTERED CIVIL ENGINEER | DESIGNED: JMN DRAWN: JMN | SHEET EX-1 |
| | CHECKED: - DATE: 5/10/18 | 1 OF 1 W.D. No. 71333 |
| ROAD NUMBER: 240 | | COUNTY OF EL DORADO COMMUNITY DEVELOPMENT SERVICES DEPARTMENT OF TRANSPORTATION |
| DATE: | | |
| REVISION | NUMBER | DATE |
| DESCRIPTION | BY | DATE |



FOR REDUCED PLANS 0 1 2
 ORIGINAL SCALE IS IN INCHES
 Drawing name: H:\Work Stuff\Ponderosa\Mother Lode Turn Lane At 2a.dwg Layout Tab: EX-1 Sep 17, 2018 - 11:34am JNelleton