



**RESOLUTION NO.  
OF THE AIR QUALITY MANAGEMENT DISTRICT  
OF THE COUNTY OF EL DORADO**

Resolution Adopting the Air Quality Management District Budget of the County of El Dorado  
For Fiscal Year 2026-2027

**WHEREAS**, Sections 40130 and 40131 of the Health and Safety Code provide the procedure for county air pollution districts to follow in adopting their annual budgets and schedule of fees; and

**WHEREAS**, pursuant to Health and Safety Code section 40131(a)(1), the Air Quality Management District of the County of El Dorado (“AQMD”) prepared a summary of the Fiscal Year 2026-2027 budget and schedule of fees, which is attached as Exhibit A, and the summary was made available to the public at least 30 days before the June 9, 2026 public budget presentation to the Board of Directors; and

**WHEREAS**, pursuant to Health and Safety Code section 40131(a)(2), each person who was subject to fees imposed by the AQMD in the preceding year was given notice of the availability of a summary of the Fiscal Year 2026-2027 budget and any supporting documents; and

**WHEREAS**, the Board of Supervisors of El Dorado County, acting as the AQMD Board of Directors, has held the required noticed public hearing, during which time the Fiscal Year 2026-2027 Budget was presented and is incorporated herein; and

**NOW, THEREFORE, BE IT RESOLVED**, that in accordance with Section 40131 et seq. of the Health and Safety Code, the Board of Supervisors for the County of El Dorado, Acting as the Board of Directors of the AQMD, does hereby adopt the Budget for Fiscal Year 2026-2027 for the AQMD, as reviewed by the Board of Supervisors at the public hearing on June 23, 2026 and summarized in Exhibit A, and hereby authorize the Chief Administrative Officer and Auditor-Controller to make adjustments to various fund budgets in order to balance the final fund balance amounts as derived through the closing of books and audit adjustments.

PASSED AND ADOPTED by the Board of Supervisors of the County of El Dorado at a regular meeting of said Board, held the \_\_\_\_ day of \_\_\_\_\_, 20\_\_, by the following vote of said Board:

Attest:  
Kim Dawson  
Clerk of the Board of Supervisors

Ayes:  
Noes:  
Absent:

By: \_\_\_\_\_  
Deputy Clerk

\_\_\_\_\_  
Chair, Board of Supervisor

## EXHIBIT A

### El Dorado County Air Quality Management District Program Summary

**Air Quality**

**Positions: 9.0 FTE**

**Extra Help: \$0**

**Total Appropriations: \$8,631,121**

**Total Revenues: \$8,631,121**

**Net County Cost: \$0**

The Air Quality Management District (AQMD) administers the California and Federal Clean Air Acts via guidelines set forth by State and Federal Agencies and the AQMD Rules established by the Board of Directors. These requirements are implemented through a variety of permitting, inspection, and enforcement activities including: emission control requirement compliance verification, Naturally Occurring Asbestos dust control, fugitive dust control, burn rule enforcement, 24 hour / 7 day complaint response and investigation, land development project review and promotion of transportation control measures that improve air quality.

Revenue is generated from stationary source permit fees, construction dust mitigation plan fees, Federal Targeted Airshed Grant (TAG) funding, motor vehicle registration fees, State funding for Portable Equipment Registration Program (PERP), subvention funding for rural districts, annual Carl Moyer Program allocations, AB617 grant funds, and other sources. Stationary source permit fees are adjusted annually based upon changes to the California Consumer Price Index and in accordance with the AQMD Rules. A fee study is currently in process to analyze the District's fees to determine if they are appropriate for each stationary source category as well as for fugitive dust plans and asbestos dust mitigation plans. This study is near completion and the results will be presented to the AQMD Board of Directors for direction in the near future.

AQMD funds shuttle projects, bike paths, road paving, bus retrofits/replacements, agricultural equipment replacements, and other projects that reduce motor vehicle emissions.

AQMD incentivizes the purchase of electric vehicles and works to expand electric vehicle charging infrastructure throughout the County. Our Drive Clean! incentives for the purchase or lease of a qualifying new EV (electric vehicle) or PHEV (plug-in electric hybrid vehicle) have helped 909 County residents since the program's inception in 2014. To augment this program, in FY2023/24 AQMD implemented a residential electric vehicle charger incentive program utilizing AB2766 DMV funding which has increased in participation each fiscal year. Additionally, AQMD provides grants to local businesses and locations to offset the cost of installing public-use electric vehicle chargers at their site.

AQMD also incentivizes old wood stove removals and replacements through a proven local program and several highly successful enhanced State-funded programs, and in FY22/23 we added an additional Federally funded program which provides standard and enhanced incentives for low-income residents or residents of low-income communities, which has replaced over 145 woodstoves for County residents. Since the District's initiation of the original woodstove replacement program back in FY2013/14, we have replaced over 1,650 woodstoves in El Dorado County, improving local community air quality and providing more efficient stoves for residents.

In April of 2018, AQMD introduced the Clean Lawnmower Incentive Program (CLIP) which, through 4/30/2026 has incentivized the replacement of over 1,354 gas-powered lawnmowers with clean, quiet, battery-powered electric mowers. In addition, we have incentivized the replacement of 190 gas "weed eaters", 125 gas chainsaws, 90 gas leaf blowers, 52 gas riding mowers, 14 gas hedge trimmers and 3 gas lawn edgers. With these 1,828 total gas-powered items exchanged, local neighborhood lawns can be maintained while keeping air quality up and noise levels down.

Since 2022, AQMD has provided the County Department of Transportation with Federal Targeted Airshed (TAG) grant funding to double chip seal slurry approximately 13.6 miles of the County's unpaved roads that are located in or near naturally occurring asbestos (NOA) areas. So far, DOT has completed the paving of Sand Ridge Road, Mount Murphy Road, Russel Hollow Road, Mameluke Hill Road, Cable Road, Tullis Mine Road, Bear Creek Road, Sweeney Road, Oriental Street, and South Street.

The TAG grant funding is also providing funding for the El Dorado County Fire Safe Council's biomass chipping program for residences inside the eligible area on the West Slope of El Dorado County. As of March 31, 2026, 826 chipping jobs have been fully or partially funded by TAG funding, resulting in a reduction of 173,160 cubic yards of vegetative waste burned in our County.

The District continues to accept Carl Moyer grant applications on a first-come, first-served basis. So far in FY2025/26 we have closed out a total of seven Carl Moyer projects, which includes the purchase of one electric school bus for Rescue USD, one electric skid steer for the Blodgett Forest Research Station, and four new tractors for agricultural businesses throughout the County. We have five more Carl Moyer grant projects in process and will continue to accept applications and award grants to County businesses and public entities as funding allows.

AB2766 grants will continue to fund projects that were previously awarded for the remainder of calendar years 2026 and 2027, and if funding allows, we plan to release a mid-round RFP in late 2026 for additional eligible AB2766 projects.

In 2025, the Board approved AQMD's participation in the statewide Driving Clean Assistance Program, a program designed to assist low-income individuals to transition to clean transportation by providing incentives and fair financing options. AQMD staff will continue to provide local support to provide outreach and assistance with the application process for the program.

As in past fiscal years, AQMD continues to perform its objectives successfully and efficiently. Staff salaries and benefits comprise 18.2% of the FY 2025-26 budget and total general administrative costs (including staff) comprise only 23.2% of the total budget.

### Sources of Funds

**License, & Permits (\$1,061,916):** Air emissions source permits, authorization to construct permits, fugitive and asbestos dust plans and hot spots program revenue.

**Fine, Forfeiture & Penalties (\$2,500):** Minor revenue from air quality violations.

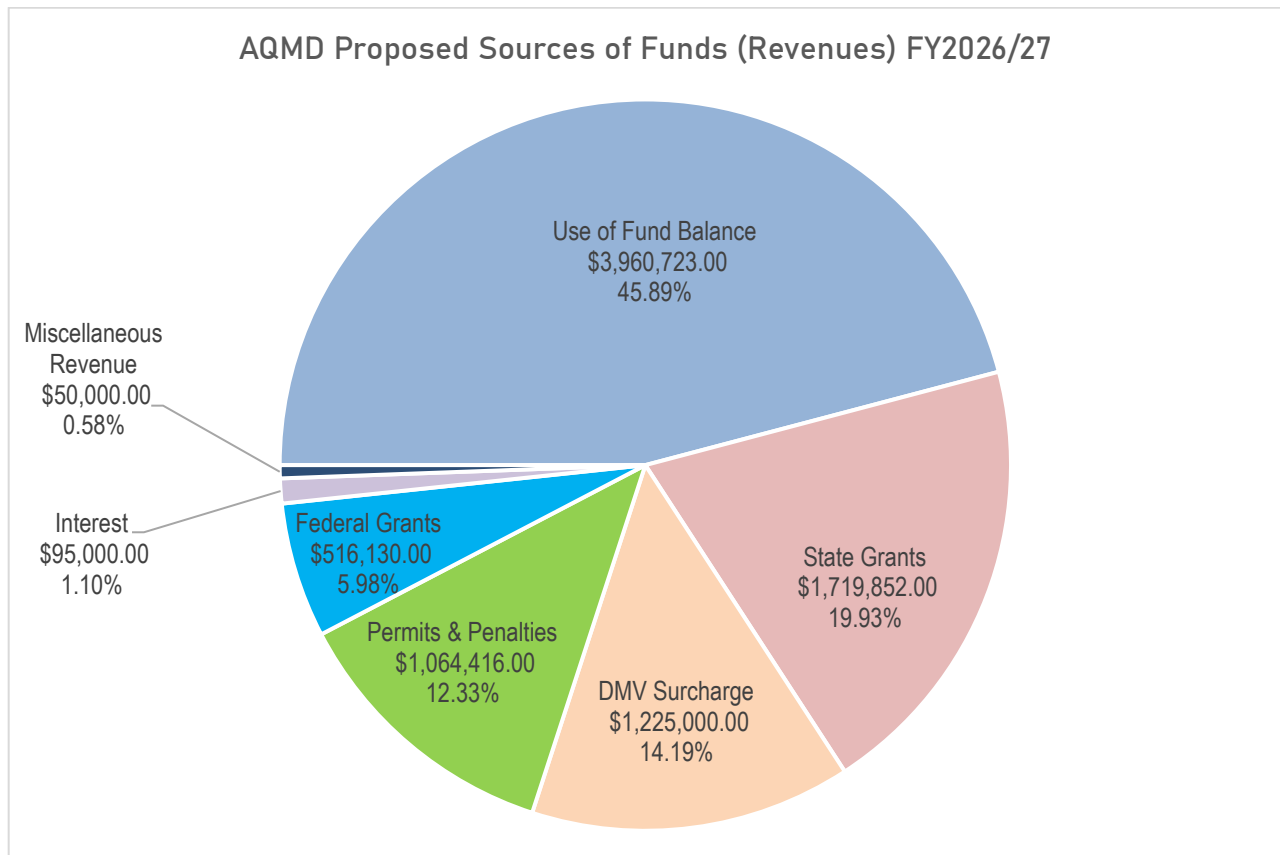
**Use of Money & Property (\$95,000):** Interest revenue on operational and grant fund balances.

**State (\$2,944,852):** AB 2766 and AB923 DMV registration surcharge (\$1,225,000); Carl Moyer Memorial Air Quality Standards Attainment Program Grant and Admin Funding (\$1,214,410); Climate Heat Impact Response Program grant funding (\$158,169); Rural district subvention funds (\$98,797); Community Air Protection Grant funding (\$93,332); AB617 Community Air Protection Program funding (\$54,544); Prescribed Burn Reporting and Monitoring Support Program grant funding (\$50,600); PERP funding (\$30,000); and Driving Clean Assistance Program outreach funding (\$20,000).

**Federal (\$516,130):** Federal Environmental Protection Agency Targeted Airshed Grant reimbursement to fund installation of cleaner-burning woodstoves in El Dorado County’s non-attainment area, to provide funding to the El Dorado County Fire Safe Council to perform residential biomass chipping, and administrative costs.

**Miscellaneous Revenue (\$50,000):** Estimated revenue from use of EV chargers at County facilities (\$50,000).

**Use of Fund Balance / Designations (\$3,960,723):** Carryover of funds from prior fiscal years.



## Use of Funds

### **Services & Supplies (\$2,821,241):**

#### Comprised of the following incentive and grant funding related costs:

- Carl Moyer Program awarded and anticipated vehicle project funding grants and associated AB923 grant match (\$1,000,000)
- Installation of remaining access controlled EVSE at existing County Sites, includes 5-year Chargepoint network cost and 5-year maintenance/repair coverage – this cost to be recuperated over the next 7 years with funds collected from EVSE users (\$458,561)
- Federal Targeted Airshed Grant funding wood stove replacement incentive program (\$366,130)
- AB2766 funded projects previously awarded after RFP for CY2026 & 2027 (\$222,700)
- Climate Heat Impact Response Program grant awards (\$134,444)
- Clean Lawn Equipment Incentive Program (CLIP) (\$102,000)
- Public-use EV charging stations at private businesses throughout the County (\$100,000)
- Grant and incentive program advertising and outreach (\$85,000)
- CAP Grant funded wood stove replacement incentive program (\$75,000)
- Drive Clean EV purchase incentive program (\$29,950)
- CHARGE Residential EV Charger incentive program (\$22,500)
- District locally funded wood stove replacement incentive program (\$21,189)
- Electricity cost paid directly by AQMD for EVSE chargers at EDH park-and-ride lot and Georgetown Library – offset by fees charged to use EVSE (\$10,000)
- Fleet rental of Transit van for use by the Coloma Shuttle program (\$4,285)

#### And the following general operation costs:

- Permitting software updates to add AQMD functions (\$60,000)
- Consultant for CEQA Guidance update (\$45,000)
- Fleet vehicle rent, maintenance and fuel costs (\$24,065)
- General liability insurance cost (\$11,777)
- Staff training opportunities (\$7,700)
- Rent/Lease of copier and mobile phones for field staff (\$5,780)
- Contracted fee study for AQMD fees – not completed in FY25/26 (\$5,000)
- Office supplies/minor equipment and staff supplies (\$4,250)
- Postage costs for mailing fee invoices and notices (\$2,000)
- Publishing public notices in local newspapers (\$2,000)
- Contract for access control for AQMD office (\$1,600)
- Payment to State for portion of “Hot Spot” fees (\$794)
- Sum of other miscellaneous general operational costs (\$19,516)

### **Other Charges / Interfund Transfers (\$2,556,767):**

#### Comprised of the following incentive and grant funding related costs:

- Awarded and anticipated school bus replacement & other eligible grant projects for government agencies funded with Carl Moyer, AB2766, and AB923 funds (\$2,309,331);
- County Counsel charges to review grant agreements / contracts (\$8,000);
- Annual Spare the Air campaign contribution (\$5,228);
- Fleet Management charges for vehicle repairs for County & AQMD-owned Coloma Shuttle vans and trailers (\$2,500).

#### And the following general operation costs:

- A87 County administrative overhead costs allocated to AQMD (\$201,058);
- Facilities cost-applied charges for building / EVSE maintenance (\$27,200);
- County Counsel charges (\$2,000);
- Equipment lease year-end Principal and Interest charges (\$1,450).

**Fixed Assets (\$100,000):** Purchase and installation of a level 2 or level 3 EV charger to be located at the South Lake Tahoe Library for use by the electric Bookmobile. This purchase was approved by the Board on December 12, 2023 as part of an AB2766 grant award Board item.

**Operating Transfers Out (\$463,737):**

Comprised of the following incentive and grant funding related costs:

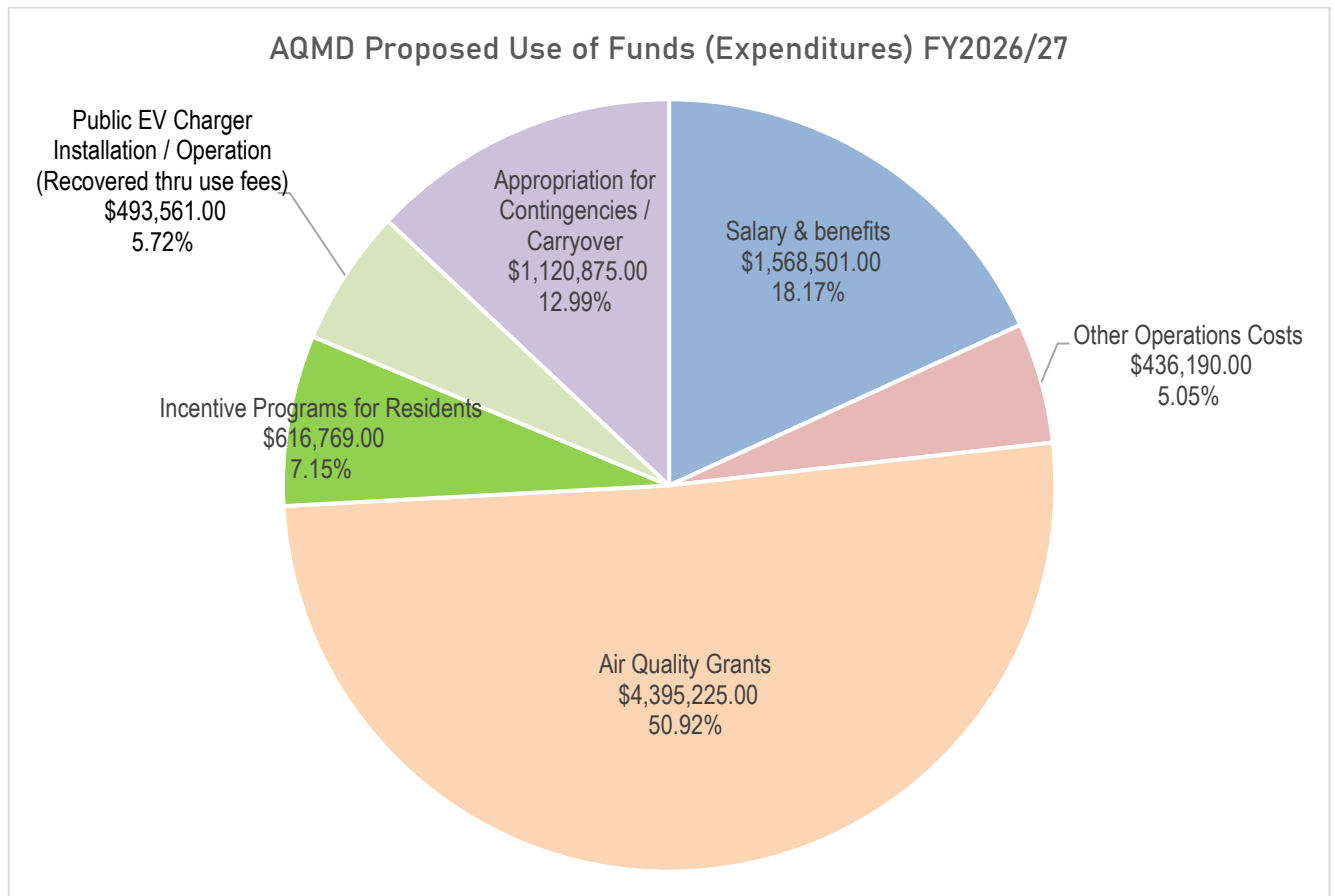
- Transfers of District discretionary funds and State Community Air Protection (CAP) funds to the El Dorado County Parks and Trails Division for a parking lot paving project at the County's Forebay Park in Pollock Pines (\$423,737);
- Transfer to the General Fund for public-use electricity costs for the EV chargers at County facilities (\$25,000).

And the following general operation costs:

- Transfer of operational funds to Environmental Management Division for AQMD's portion of annual costs for the Hedgehog software platform (\$15,000).

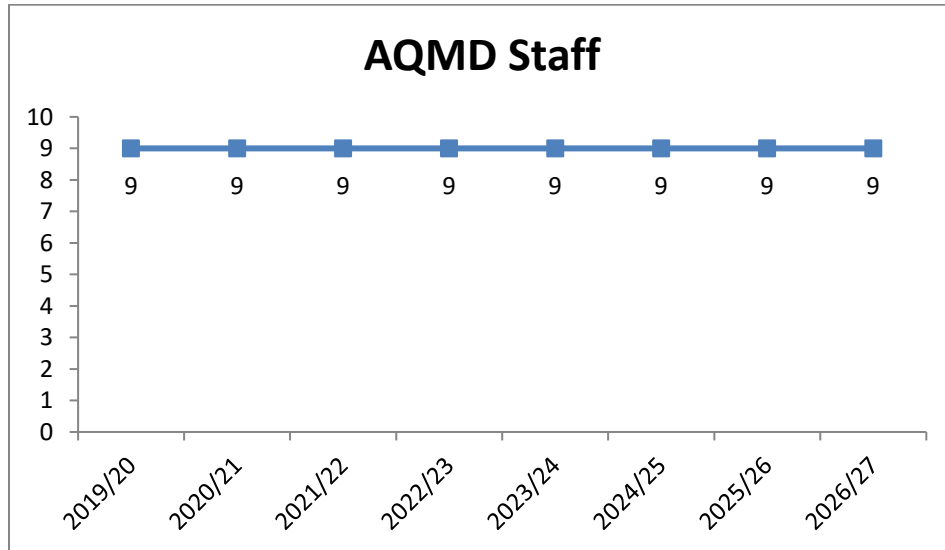
**Salaries & Benefits (\$1,568,501):** Comprised of salary, standby pay, callback pay & overtime costs (\$1,051,508); retirement (\$263,506); health insurance (\$189,786); deferred compensation and flexible benefit costs (\$24,176); Medicare (\$14,826); retiree health (\$13,965); workers compensation insurance (\$7,805); unemployment insurance (\$1,575); and long-term disability insurance (\$1,354).

**Appropriations for Contingencies / unallocated fund balance (\$1,120,875)**



### Staffing Trend

AQMD’s staffing remained constant for several years after separating from the Environmental Management Department in FY 2010/11. From FY2010/11 to FY2015/16, AQMD had a staff of 7.0 FTE allocations. In FY 2016/17, a Senior Department Analyst (now Program Manager) was added to increase the allocations to 8.0 FTE. In FY2018/19, the Board of Directors approved the addition of a Senior Air Quality Engineer to fulfill increased State mandated program requirements, expand the incentive programs and enhance succession planning, giving AQMD an allocation of 9.0 FTE. Since then, the District has remained at this level, with no additions or reductions in staff.



AIR QUALITY MANAGEMENT DISTRICT SUMMARY OF ORGS FY26/27 PROPOSED BUDGET							
		7110100	7120200	7130300	7140400		
		OPERATIONS/ CHIMNEY SMOKE PGM & MISC GRANTS FY 25/26	AB2766 FY 25/26	AB923 FY 25/26	CARL MOYER FY 25/26	FY 26/27 TOTAL PROPOSED BUDGET	DIFFERENCE BETWEEN FINAL FY 25/26 & FY 26/27 PROPOSED BUDGETS
OBJ:	DESCRIPTION:						
	<b>FY 25/26 FINAL ADOPTED BUDGET (including budget transfers)</b>						
	<b>REVENUES:</b>						
0000	Use of General Fund	-	-	-	-	-	-
0001	Use of Fund Balance	3,766,666	763,101	1,094,500	1,435,818	3,960,723	194,057
0003	Use of Designated Fund Balance	646,339	-	-	-	-	(646,339)
0220	Permit: Construction	41,027	39,452	-	-	39,452	(1,575)
0260	Other Licenses & Permits	866,841	920,489	-	-	920,489	53,648
0271	Permit: Hot Spots	1,834	2,434	-	-	2,434	600
0276	Permit: Fugitive Dust	101,180	99,541	-	-	99,541	(1,639)
0340	Penalty: Air Quality	1,500	2,500	-	-	2,500	1,000
0400	Interest	95,000	20,000	25,000	40,000	95,000	-
0541	St: Air Quality Surcharge	1,225,000	434,000	408,000	383,000	1,225,000	-
0880	St: Other	1,544,467	603,582	-	-	1,719,852	175,385
1100	Fed: Other	600,781	516,130	-	-	516,130	(84,652)
1940	Misc: Revenue	80,000	-	50,000	-	50,000	(30,000)
	<b>REVENUES TOTAL:</b>	<b>8,970,635</b>	<b>3,401,229</b>	<b>1,577,500</b>	<b>1,858,818</b>	<b>8,631,121</b>	<b>(339,514)</b>
	<b>EXPENDITURES:</b>						
3000	Perm. Employees	965,367	1,022,610	-	-	1,022,610	57,243
3002	Overtime	7,000	7,000	-	-	7,000	-
3003	Standby Pay	16,248	16,248	-	-	16,248	-
3004	Other Comp	5,650	5,650	-	-	5,650	-
3020	Employer Share Emp Ret.	278,547	263,506	-	-	263,506	(15,041)
3022	Medicare	13,998	14,826	-	-	14,826	828
3040	Employer Health Ins.	196,311	189,786	-	-	189,786	(6,525)
3041	Employer UnEmp. Ins	630	1,575	-	-	1,575	945
3042	Long Term Disab. Ins.	1,098	1,354	-	-	1,354	256
3043	Deferred Compensation	11,249	11,696	-	-	11,696	447
3046	Retiree Health	12,416	13,965	-	-	13,965	1,549
3060	Wrk. Comp. Ins	10,167	7,805	-	-	7,805	(2,362)
3080	Flex Benefits	13,520	12,480	-	-	12,480	(1,040)
	<b>SUBTOTAL SALARY &amp; BENEFITS:</b>	<b>1,532,201</b>	<b>1,568,501</b>	-	-	<b>1,568,501</b>	<b>36,300</b>
4020	Clothing & Personal Gear	200	200	-	-	200	-
4040	Communication: Phone Vendor Payment	2,900	2,900	-	-	2,900	-
4041	Communication: Pass Thru Charges	200	200	-	-	200	-
4080	Household Expense	100	100	-	-	100	-
4100	Insurance Premiums	10,645	11,777	-	-	11,777	1,132
4160	Vehicle Maintenance: Service	100	150	-	-	150	50
4221	Memberships (Legislative)	4,550	4,700	-	-	4,700	150
4260	Office Expense	2,500	2,500	-	-	2,500	-
4261	Postage	1,375	2,000	-	-	2,000	625
4263	Subscription/Newspaper/Journals	-	250	-	-	250	250
4264	Books / Manuals	450	450	-	-	450	-
4266	Printing / Duplication	500	700	-	-	700	200
4300	Professional & Specialized Services	440,670	51,600	458,561	-	510,161	69,491
4324	Medical,Dental, Lab & Ambulance Service	800	800	-	-	800	-
4337	Other Governmental Agencies	794	794	-	-	794	-
4355	Grant: Non-Governmental Agency	1,563,176	134,444	322,700	146,342	853,658	1,457,144
4400	Publication & Legal	72,000	87,000	-	-	87,000	15,000
4420	Rents & Leases: Equipment	2,880	2,880	-	-	2,880	-
4440	Rents & Leases: Building	550	550	-	-	550	-
4461	Equipment: Minor	1,200	1,200	-	-	1,200	-
4462	Equipment: Computer	250	250	-	-	250	-
4500	Special Departmental Expenditures (Non 1099 INCENTIVES)	262,956	24,620	52,450	-	52,000	129,070
4502	Educational Materials	1,000	1,000	-	-	1,000	-
4538	Software	-	60,000	-	-	60,000	60,000
4599	SDE - Other Income (1099 INCENTIVES)	205,974	437,699	-	-	50,000	487,699
4600	Transportation & Travel (No Overnight)	500	1,000	-	-	1,000	500
4602	Private Auto Employee Mileage (No Overnight Travel)	400	800	-	-	800	400
4605	Rent & Lease: Vehicle (No Overnight Travel)	24,850	19,415	4,285	-	23,700	(1,150)
4607	Bulk Fuel Purchase	4,500	4,500	-	-	4,500	-
4609	Staff Development	1,050	1,000	-	-	1,000	(50)
4650	Registration (Overnight Travel)	6,250	6,700	-	-	6,700	450
4651	Meals/Per Diem (Overnight Travel)	1,730	2,266	-	-	2,266	536
4652	Mileage/Fuel (Overnight Travel)	600	600	-	-	600	-
4653	Auto Rental (Overnight Travel)	400	400	-	-	400	-
4654	Airfare (Overnight Travel)	600	750	-	-	750	150
4655	Other Costs (Overnight Travel)	500	500	-	-	500	-
4656	Hotel (Overnight Travel)	4,350	4,550	-	-	4,550	200
4700	Utilities	10,000	-	10,000	-	10,000	-
	<b>SUBTOTAL SERVICES &amp; SUPPLIES:</b>	<b>2,631,500</b>	<b>871,245</b>	<b>847,996</b>	<b>146,342</b>	<b>955,658</b>	<b>2,821,241</b>
5063	Principal: Leases (Equipment)	1,100	1,200	-	-	1,200	100
5110	Interest: Leases (Equipment)	300	250	-	-	250	(50)
5240	Contribution: Non-County Governmental Agencies	5,228	-	5,228	-	5,228	-
5241	Grant: Government Agencies (Non-County)	2,268,328	-	489,331	1,393,171	426,829	2,309,331
5300	Interfund Expense: Not General	179,590	201,058	2,500	-	203,558	23,968
5310	Interfund: County Counsel	10,000	10,000	-	-	10,000	-
5318	Interfund: Maint Building Imp	46,400	27,200	-	-	27,200	(19,200)
	<b>SUBTOTAL OTH. CHARGES / INTERFUND TRANSFER:</b>	<b>2,510,946</b>	<b>239,708</b>	<b>497,059</b>	<b>1,393,171</b>	<b>426,829</b>	<b>2,556,767</b>
6040	Fixed Asset: Equipment	100,000	-	100,000	-	100,000	-
	<b>SUBTOTAL FIXED ASSETS:</b>	<b>100,000</b>	-	<b>100,000</b>	-	<b>100,000</b>	-
7000	Operating Transfer Out	646,328	438,737	25,000	-	463,737	(182,591)
	<b>SUBTOTAL OPERATING TRANSFERS:</b>	<b>646,328</b>	<b>438,737</b>	<b>25,000</b>	-	<b>463,737</b>	<b>(182,591)</b>
7700	Appropriation for Contingencies	1,549,660	283,037	107,446	319,305	411,087	1,120,875
	<b>SUBTOTAL CONTINGENCIES:</b>	<b>1,549,660</b>	<b>283,037</b>	<b>107,446</b>	<b>319,305</b>	<b>411,087</b>	<b>(428,785)</b>
	<b>EXPENDITURES TOTALS:</b>	<b>8,970,635</b>	<b>3,401,229</b>	<b>1,577,500</b>	<b>1,858,818</b>	<b>8,631,121</b>	<b>(339,514)</b>
	<b>REVENUE LESS EXPENDITURES:</b>	-	-	-	-	-	-

**Proposed Air Quality Management District Fee Schedule  
July 1, 2026 - June 30, 2027**

		CPI - 2/2025- 2/2026		Increase:		2.9%	
		July 1, 2025 - June 30, 2026				Fees as of July 1, 2026	
Program Element	Description	Rule	Current Fixed Fee	Current Unit Rate	Proposed Fixed Fee	Proposed Unit Rate	
0841	Aggregate Plants	601.3.G.2.a***	\$ 2,730	\$ -	\$ 2,809	\$ -	
0842	Asphalt Batch Plants	601.3.G.2.b***	\$ 4,970	\$ -	\$ 5,114	\$ -	
0970	Boilers, Furnaces, Process Heaters, Ovens... <5 MM BTU/hr	601.3.G.2.f***	\$ 640	\$ -	\$ 659	\$ -	
0971	Boilers, Furnaces, Process Heaters, Ovens... 5-24 MM BTU/hr	601.3.G.2.f***	\$ 813	\$ -	\$ 837	\$ -	
0972	Boilers, Furnaces, Process Heaters, Ovens... =>25 MM BTU/hr (Per MM BTU)	601.3.G.2.f***	\$ -	\$ 36.84	\$ -	\$ 37.91	
0891	Bulk Plants <40,000 gallons	601.3.G.2.m***	\$ 1,362	\$ -	\$ 1,401	\$ -	
0892	Bulk Plants =>40,000 gallons	601.3.G.2.m***	\$ 2,236	\$ -	\$ 2,301	\$ -	
0957	Gas Flares	601.3.G.2.g***	\$ 640	\$ -	\$ 659	\$ -	
0958	Incinerators <40 square feet	601.3.G.2.h***	\$ 640	\$ -	\$ 659	\$ -	
0959	Incinerators =>40 square feet	601.3.G.2.h***	\$ 813	\$ -	\$ 837	\$ -	
0963	Internal Combustion Engines for Backup Power <250 hp	601.3.G.2.d***	\$ 484	\$ -	\$ 498	\$ -	
0964	Internal Combustion Engines for Backup Power =>250 hp	601.3.G.2.d***	\$ 609	\$ -	\$ 627	\$ -	
0849	Landfills	601.3.G.2.j***	\$ 3,691	\$ -	\$ 3,798	\$ -	
0980	Material Handling and Collection Systems	601.3.G.2.j***	\$ 703	\$ -	\$ 723	\$ -	
0990	Miscellaneous Equipment	601.3.G.2.n***	\$ 609	\$ -	\$ 627	\$ -	
0862	Plating Lines	601.3.G.2.n***	\$ 478	\$ -	\$ 492	\$ -	
0965	Prime Power Internal Combustion Engines <500 hp	601.3.G.2.e***	\$ 868	\$ -	\$ 893	\$ -	
0966	Prime Power Internal Combustion Engines =>500 hp (per hp)	601.3.G.2.e***	\$ -	\$ 1.78	\$ -	\$ 1.83	
0857	Remediation Systems	601.3.G.2.k***	\$ 2,003	\$ -	\$ 2,061	\$ -	
0830	Source Test Observation and Report Preparation (hourly rate)	601.3.J***	\$ -	\$ 184	\$ -	\$ 189	
0954	Surface Coating Operations <520 pounds/year	601.3.G.2.c***	\$ 609	\$ -	\$ 627	\$ -	
0955	Surface Coating Operations =>520 pounds/year	601.3.G.2.c***	\$ 883	\$ -	\$ 909	\$ -	
0982	Vapor Recovery Systems, Phase One	601.3.G.2.i***	\$ 408	\$ -	\$ 420	\$ -	
0984	Vapor Recovery Systems, Phase Two	601.3.G.2.i***	\$ 1,362	\$ -	\$ 1,401	\$ -	
1004	Emissions of Carbon Monoxide CO (per ton)	601.3.B.2***	\$ -	\$ 14.70	\$ -	\$ 15.13	
1030	Emissions of VOC, SOx, NOx, TSP (per ton)	601.3.B.2***	\$ -	\$ 87.84	\$ -	\$ 90.39	
0907	Hot Spots Emissions =>10 tons (per ton passed through to State)	601.3.A&B**	\$ -	\$ 12.91	\$ -	\$ 12.91	
0907B	Hot Spots Emissions =>10 tons (per ton to AQMD)	601.3.A&B**	\$ -	\$ 17.39	\$ -	\$ 17.39	
0906	Hot Spots Emissions <10 tons, flat rate	601.3.A&B**	\$ 100	\$ -	\$ 100	\$ -	
0951	Asbestos Dust Mitigation Plan (base fee plus per acre fee)	610.3.B.1.a*	\$ 547	\$ 36.84	\$ 563	\$ 37.91	
0882	Authority to Construct Application	601.3.A.3***	\$ 497	\$ -	\$ 511	\$ -	
0899	Change of Ownership (base fee plus annual permit fees)	601.3.F***	\$ 129	\$ -	\$ 133	\$ -	
0890	Duplicate Permits	601.3.J***	\$ 35.43	\$ -	\$ 36.46	\$ -	
0942	Filing Fee	601.2.D***	\$ 129	\$ -	\$ 133	\$ -	
0927	Fugitive Dust Plans	601.3.A**	\$ 173	\$ -	\$ 178	\$ -	
0952	Geologic Evaluations	610.3.B.1****	\$ 731	\$ -	\$ 752	\$ -	
0895	Hourly Rate for AQMD staff time	609.3.A	\$ 184	\$ 184	\$ 189	\$ 189	
0944	Processing Fee (= 2 hours)	601.2.B	\$ 368	\$ -	\$ 378	\$ -	
0912	Hearing Board Variance CO Emissions (per pound)	606.3.C	\$ -	\$ 0.13	\$ -	\$ 0.13	
0909	Hearing Board Variance NOx Emissions (per pound)	606.3.C	\$ -	\$ 9.23	\$ -	\$ 9.23	
0911	Hearing Board Variance PM10 Emissions (per pound)	606.3.C	\$ -	\$ 9.00	\$ -	\$ 9.00	
0910	Hearing Board Variance SOx Emissions (per pound)	606.3.C	\$ -	\$ 3.00	\$ -	\$ 3.00	
0908	Hearing Board Variance VOC Emissions (per pound)	606.3.C	\$ -	\$ 10.00	\$ -	\$ 10.00	
	Hearing Board Filing Fee	606.3.A	\$ 295	\$ -	\$ 304	\$ -	
	Hearing Board Filing Fee Interim or Emergency Variance	606.3.A	\$ 76	\$ -	\$ 78	\$ -	

CPI Index is determined by the State of California Office of the Director - Research Unit Consumer Price Index : Selecting California CPI, All Urban Consumers, February to February of the prior year. Referenced by Rule 601.4C, 609.4B and 610.3.B.4

California Revenue and Taxation Code Section 2212: "Percentage change in the cost of living means the percentage change from April of the prior year to April 1 of the current year in the California Price Index for all items, as determined by the California Department of Industrial Relations." Due to changes in the manner the California CPI is calculated and reported by the California Department of Industrial Relations starting in 2018, April's CPI number is not available in time to release budget and fee information per California code. **The District used the April 2017 - February 2018 CPI change for the FY18-19 fee calculation, are using the February 2018 - February 2019 CPI change for the FY19-20 fee calculation, and will continue using February-February CPI numbers for future years.**

\*Per Rule 610.4: Fees associated with Rule 610.3B, 610.3.c, 610.3D, 610.3E or 610.3F include a 50% penalty if not paid within 30 days of the date of the invoice.

\*\*Per Rule 608.4 : Fees associated with Rule 601.3A,B or C will be charged a 50% penalty if not paid within 60 days of the date of assessment. An additional penalty of 50% is assessed after 90 days of the date of assessment. After 120 days if the fee goes unpaid, permit revocation proceedings may be initiated.

\*\*\*Per Rule 601.4A: Fees associated with Rule 601.3B, 610.3.(all) include a 50% penalty if not paid by the specified due date, after which point the applicant/permittee will be notified by mail of the fee and penalty. If the fee and penalty are not paid within 30 days after notice, the application/permit will be cancelled/suspended and the applicant/permittee will be notified by mail.