

Section 4.3A
Georgetown Airport
Individual Project Summaries



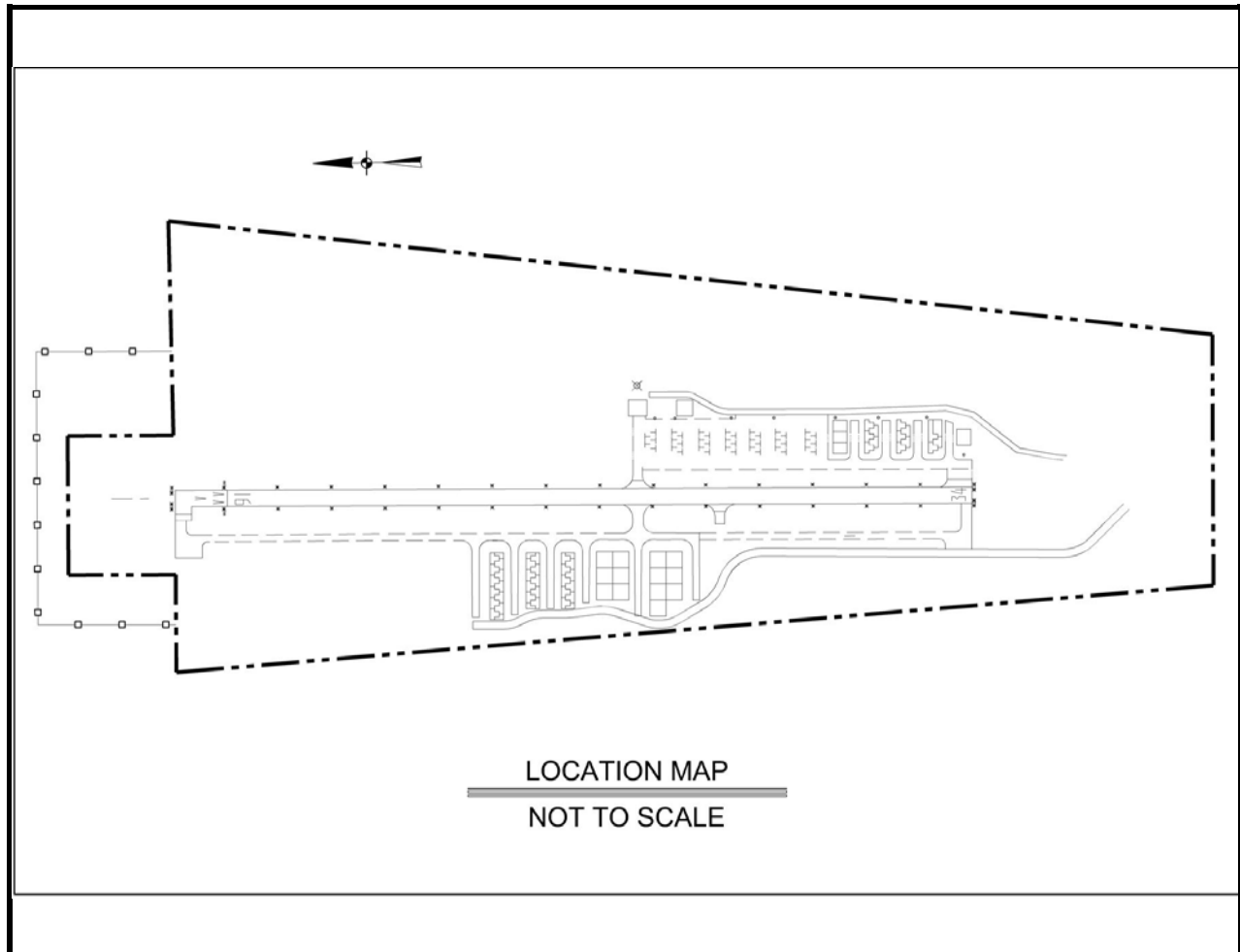
Airport Layout Plan 2021 Update - Georgetown

CIP Project Summary

Project No: 93523

Type: Airports

Supervisor District(s) 4



Project Description:

Georgetown Airport - The Airport Layout Plan (ALP) is a drawing/plan depicting the orientation and location of key airport facilities, such as runways and navigational aids, and it takes into consideration such factors as approach zones, prevailing winds, airspace use, land contours, etc. The ALP must show dimensional relationships between operational and support facilities, and provide adequate areas for the orderly expansion of the airport. This is essential if facilities are to be ultimately located where they can best serve their intended purposes, while still conforming to applicable safety and construction criteria. The ability to obtain grants from the FAA is dependent on the ALP being up to date and showing an accurate layout of proposed projects, as well as all existing structures and previously completed projects. The ALP should be updated every 5 to 10 years, or when more than 10% of planned improvements have been made. The current ALP was revised in 2007 and includes projects through 2017. The ALP is being updated in 2016 and is scheduled to be reviewed and updated again in 2021.

Expenditures thru 6/30/2015: \$0

Project Initiation Date: 05/05/09



Airport Layout Plan 2021 Update - Georgetown

Financing Plan & Tentative Schedule

Project No: 93523

Type: Airports

Supervisor District(s) 4

All Figures in Thousands

Revenue by Funding Source	Prior FY*	FY 15/16	FY 16/17	FY 17/18	FY 18/19	FY 19/20	FY 20/21-24/25	FY 25/26-35/36	Total
ACO - Accumulative Capital Outlay	\$0	\$0	\$0	\$0	\$0	\$8	\$0	\$0	\$8
FAA-Anticipated	\$0	\$0	\$0	\$0	\$0	\$68	\$0	\$0	\$68
Total	\$0	\$0	\$0	\$0	\$0	\$75	\$0	\$0	\$75

All Figures in Thousands

Expenditures	Prior FY*	FY 15/16	FY 16/17	FY 17/18	FY 18/19	FY 19/20	FY 20/21-24/25	FY 25/26-35/36	Total
Planning/Env - Consultant	\$0	\$0	\$0	\$0	\$0	\$75	\$0	\$0	\$75
Total	\$0	\$0	\$0	\$0	\$0	\$75	\$0	\$0	\$75

Project Schedule	Prior FY*	FY 15/16	FY 16/17	FY 17/18	FY 18/19	FY 19/20	FY 20/21-24/25	FY 25/26-35/36	
Planning/Environmental									
Design									
Right Of Way									
Construction									
Environmental Monitoring									

*Prior FY includes actual revenue and expenditures through 06/30/15.



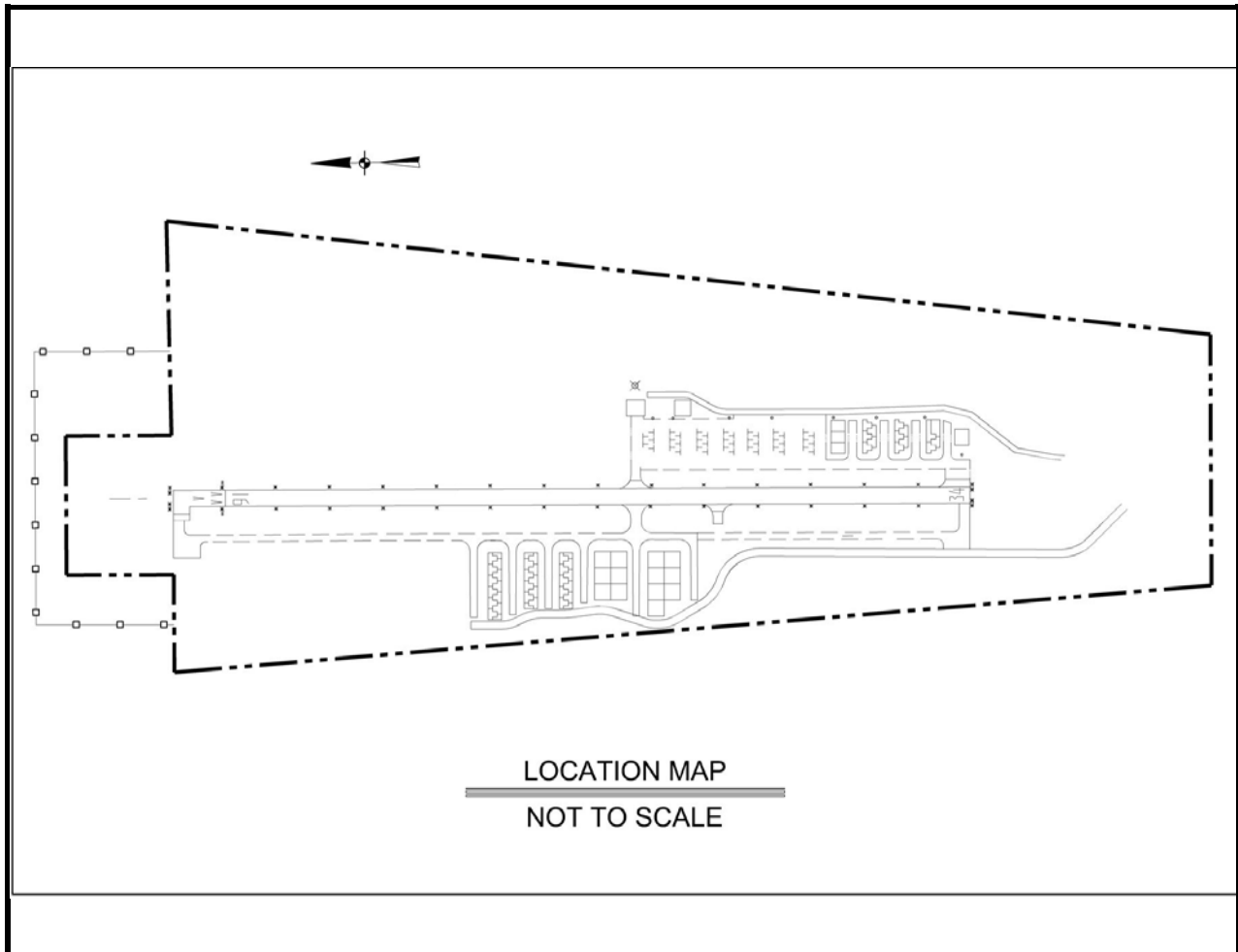
Construction of AWOS

CIP Project Summary

Project No: 93520

Type: Airports

Supervisor District(s) 4



Project Description:

Georgetown Airport - Weather conditions at Georgetown Airport vary considerably from day to day and during the day. In order to provide the pilot with up-to-date information on wind and other weather conditions, it is desired to install an AWOS III at this airport. This is a safety measure that will improve the safety performance of the airport and in the future provide weather information to the various agencies for reporting to the public.

Expenditures thru 6/30/2015: \$0

Project Initiation Date: 05/05/09



Construction of AWOS

Financing Plan & Tentative Schedule

Project No: 93520

Type: Airports

Supervisor District(s) 4

All Figures in Thousands

Revenue by Funding Source	Prior FY*	FY 15/16	FY 16/17	FY 17/18	FY 18/19	FY 19/20	FY 20/21-24/25	FY 25/26-35/36	Total
ACO - Accumulative Capital Outlay	\$0	\$0	\$0	\$5	\$20	\$0	\$0	\$0	\$25
FAA-Anticipated	\$0	\$0	\$0	\$47	\$179	\$0	\$0	\$0	\$226
Total	\$0	\$0	\$0	\$52	\$199	\$0	\$0	\$0	\$251

All Figures in Thousands

Expenditures	Prior FY*	FY 15/16	FY 16/17	FY 17/18	FY 18/19	FY 19/20	FY 20/21-24/25	FY 25/26-35/36	Total
Design - Consultant	\$0	\$0	\$0	\$52	\$0	\$0	\$0	\$0	\$52
Construction Mgmt - Consultant	\$0	\$0	\$0	\$0	\$32	\$0	\$0	\$0	\$32
Direct Construction Costs	\$0	\$0	\$0	\$0	\$167	\$0	\$0	\$0	\$167
Total	\$0	\$0	\$0	\$52	\$199	\$0	\$0	\$0	\$251

Project Schedule	Prior FY*	FY 15/16	FY 16/17	FY 17/18	FY 18/19	FY 19/20	FY 20/21-24/25	FY 25/26-35/36	
Planning/Environmental									
Design									
Right Of Way									
Construction									
Environmental Monitoring									

*Prior FY includes actual revenue and expenditures through 06/30/15.



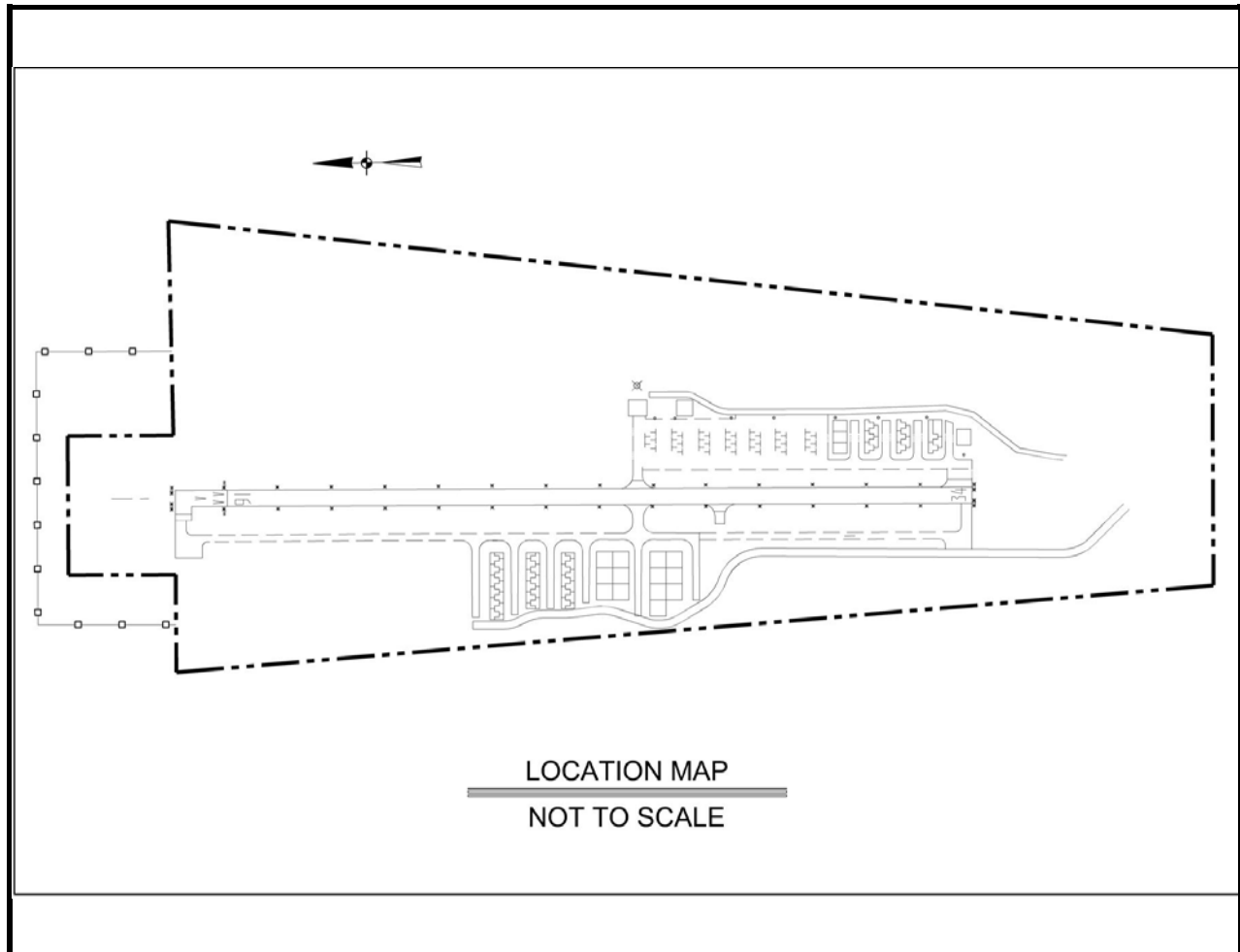
Crack Seal and Remark Runway, Taxiways, Aprons and Tee Hanger Taxilanes

CIP Project Summary

Project No: 93535

Type: Airports

Supervisor District(s) 4



Project Description:

Georgetown Airport - All pavements at the airport were crack sealed or slurry sealed in 2005 or 2009. Several new cracks have developed in the AC pavement. It is proposed in this project to shape the cracks to receive joint seal and then seal the cracks. All pavement areas will be remarked.

Expenditures thru 6/30/2015: \$0

Project Initiation Date: 10/01/10



Crack Seal and Remark Runway, Taxiways, Aprons and Tee Hanger Taxilanes

Financing Plan & Tentative Schedule

Project No: 93535

Type: Airports

Supervisor District(s) 4

All Figures in Thousands

Revenue	by Funding Source	Prior FY*	FY 15/16	FY 16/17	FY 17/18	FY 18/19	FY 19/20	FY 20/21- 24/25	FY 25/26- 35/36	Total
ACO - Accumulative Capital Outlay		\$0	\$0	\$0	\$0	\$0	\$0	\$32	\$0	\$32
FAA-Anticipated		\$0	\$0	\$0	\$0	\$0	\$0	\$288	\$0	\$288
Total		\$0	\$0	\$0	\$0	\$0	\$0	\$320	\$0	\$320

All Figures in Thousands

Expenditures	Prior FY*	FY 15/16	FY 16/17	FY 17/18	FY 18/19	FY 19/20	FY 20/21- 24/25	FY 25/26- 35/36	Total
Design - Consultant	\$0	\$0	\$0	\$0	\$0	\$0	\$30	\$0	\$30
Construction Mgmt - Consultant	\$0	\$0	\$0	\$0	\$0	\$0	\$44	\$0	\$44
Construction Mgmt - Staff	\$0	\$0	\$0	\$0	\$0	\$0	\$9	\$0	\$9
Direct Construction Costs	\$0	\$0	\$0	\$0	\$0	\$0	\$237	\$0	\$237
Total	\$0	\$0	\$0	\$0	\$0	\$0	\$320	\$0	\$320

Project Schedule	Prior FY*	FY 15/16	FY 16/17	FY 17/18	FY 18/19	FY 19/20	FY 20/21- 24/25	FY 25/26- 35/36	
Planning/Environmental									
Design									
Right Of Way									
Construction									
Environmental Monitoring									

*Prior FY includes actual revenue and expenditures through 06/30/15.



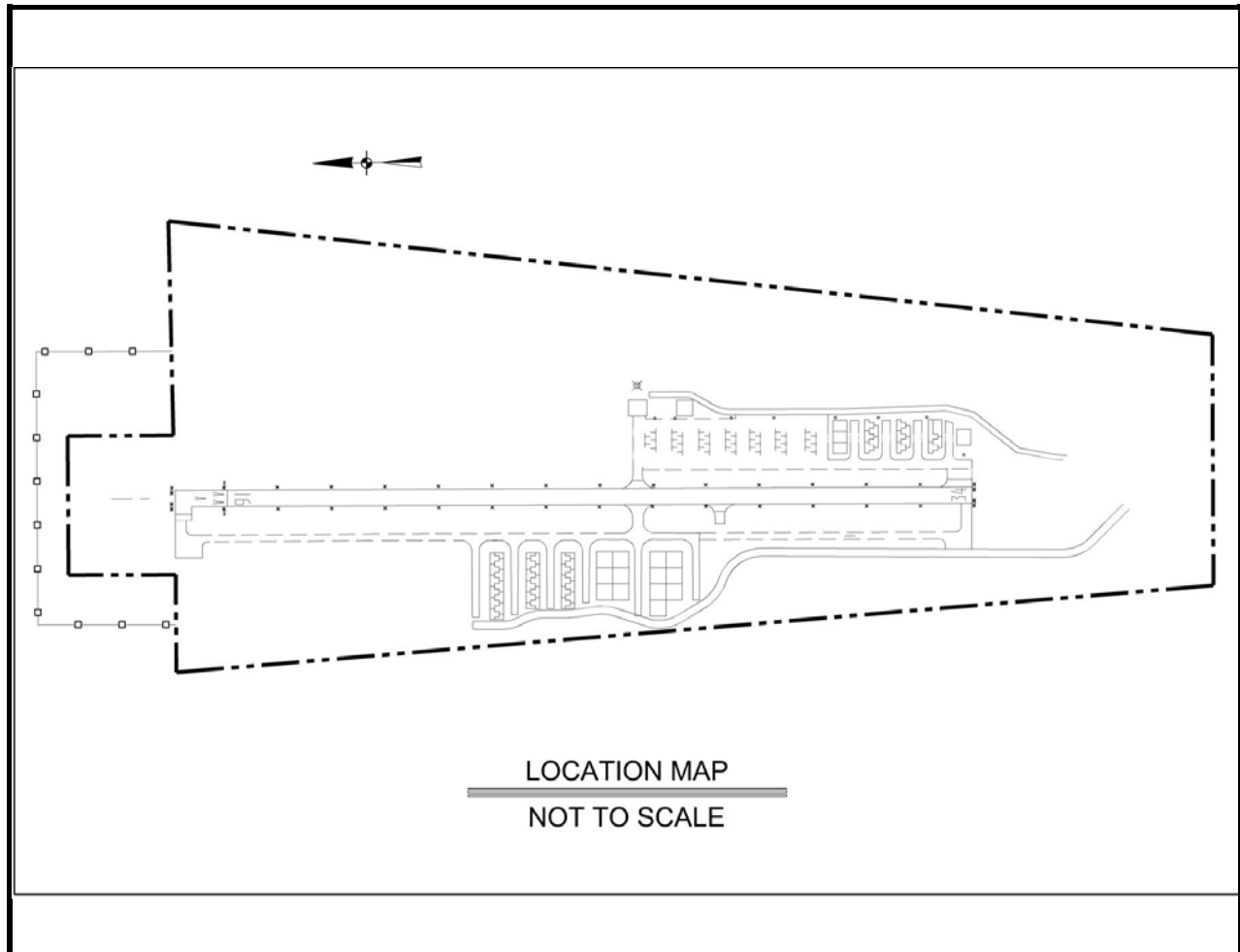
Crack Seal, Joint Seal & Mark Runway, Taxiways, Aprons & Tee Hanger Taxilanes; Change Runway End ID

CIP Project Summary

Project No: 93527

Type: Airports

Supervisor District(s) 4



Project Description:

Georgetown Airport - The taxiways, apron and tee hanger taxilanes were crack sealed or slurry sealed in 2006. It is proposed in this project to shape the cracks to receive joint seal and then seal the cracks. Normal wear has removed a portion of the seal on the runway and portions of the seal have separated from the pavement. The migration of the north magnetic pole has been such that the identification numbers on the runway will have to be changed. The current numbers are "16-34" and they need to be changed to "17-35". This project will consist of removing the existing runway number markings and repainting the new runway number markings. In addition, the hold bars at the airport are 6" wide and the new FAA standards are 12" wide hold bars.

Expenditures thru 6/30/2015: \$157

Project Initiation Date: 04/17/10



Crack Seal, Joint Seal & Mark Runway, Taxiways, Aprons & Tee Hanger Taxilanes; Change Runway End ID

Financing Plan & Tentative Schedule

Project No: 93527

Type: Airports

Supervisor District(s) 4

All Figures in Thousands

Revenue	by Funding Source	Prior FY*	FY 15/16	FY 16/17	FY 17/18	FY 18/19	FY 19/20	FY 20/21- 24/25	FY 25/26- 35/36	Total
ACO - Accumulative Capital Outlay		\$0	\$2	\$7	\$45	\$0	\$0	\$0	\$0	\$55
FAA-Anticipated		\$0	\$0	\$63	\$405	\$0	\$0	\$0	\$0	\$468
Total		\$0	\$2	\$70	\$450	\$0	\$0	\$0	\$0	\$523

All Figures in Thousands

Expenditures	Prior FY*	FY 15/16	FY 16/17	FY 17/18	FY 18/19	FY 19/20	FY 20/21- 24/25	FY 25/26- 35/36	Total
Planning/Env - Consultant	\$0	\$0	\$2	\$0	\$0	\$0	\$0	\$0	\$2
Design - Consultant	\$0	\$0	\$70	\$0	\$0	\$0	\$0	\$0	\$70
Design - Staff	\$0	\$0	\$0	\$0	\$0	\$0	\$0	\$0	\$0
Construction Mgmt - Consultant	\$0	\$0	\$0	\$44	\$0	\$0	\$0	\$0	\$44
Construction Mgmt - Staff	\$0	\$0	\$0	\$9	\$0	\$0	\$0	\$0	\$9
Direct Construction Costs	\$0	\$0	\$0	\$397	\$0	\$0	\$0	\$0	\$397
Total	\$0	\$0	\$72	\$450	\$0	\$0	\$0	\$0	\$523

Project Schedule	Prior FY*	FY 15/16	FY 16/17	FY 17/18	FY 18/19	FY 19/20	FY 20/21- 24/25	FY 25/26- 35/36	
Planning/Environmental									
Design									
Right Of Way									
Construction									
Environmental Monitoring									

*Prior FY includes actual revenue and expenditures through 06/30/15.



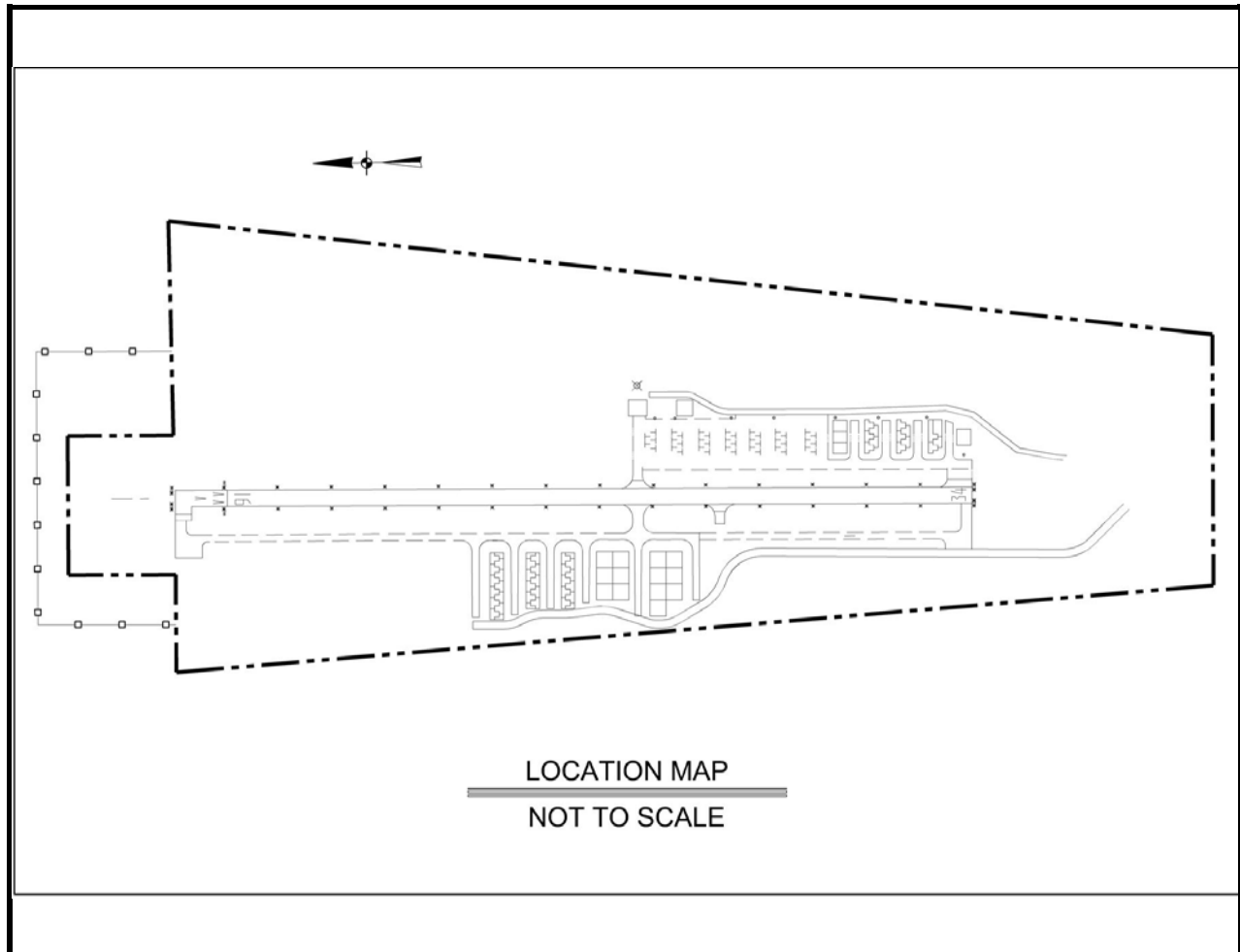
Obstruction Survey

CIP Project Summary

Project No: 93503

Type: Airports

Supervisor District(s) 4



Project Description:

Georgetown Airport - To meet FAA regulations regarding obstructions that penetrate the airport's imaginary surfaces, obstructions, such as trees, need to be removed or topped. This project includes preparation of an Obstruction Survey and Obstruction Mitigation Report and is strongly recommended by the FAA. The FAA determined that this project is directly related to airport planning and design and is necessary for the preparation of an accurate Airport Layout Plan's (ALP) Airspace Plan and Profile Drawing and depiction of validated geodetic data for the ALP runway ends. Therefore, these services will be prepared concurrently with the ongoing ALP with Program Narrative Report (ACIP 93528). The purpose of this project is to collect aerial imagery for planimetric feature extraction and accomplish an FAA Airspace Analysis survey. The resulting Report will include an evaluation of future mitigation options and anticipated mitigation costs for this airport's obstructions. Upon completion of the project, as well as any required environmental clearance, the FAA is now offering grants for obstruction removal, such as trees or obstruction poles, for which the County plans to apply.

Expenditures thru 6/30/2015: \$0

Project Initiation Date: 05/26/15



Obstruction Survey

Financing Plan & Tentative Schedule

Project No: 93503

Type: Airports

Supervisor District(s) 4

All Figures in Thousands

Revenue by Funding Source	Prior FY*	FY 15/16	FY 16/17	FY 17/18	FY 18/19	FY 19/20	FY 20/21-24/25	FY 25/26-35/36	Total
ACO - Accumulative Capital Outlay	\$0	\$9	\$3	\$0	\$0	\$0	\$0	\$0	\$12
FAA	\$0	\$81	\$23	\$0	\$0	\$0	\$0	\$0	\$104
Total	\$0	\$90	\$25	\$0	\$0	\$0	\$0	\$0	\$115

All Figures in Thousands

Expenditures	Prior FY*	FY 15/16	FY 16/17	FY 17/18	FY 18/19	FY 19/20	FY 20/21-24/25	FY 25/26-35/36	Total
Planning/Env - Consultant	\$0	\$90	\$25	\$0	\$0	\$0	\$0	\$0	\$115
Total	\$0	\$90	\$25	\$0	\$0	\$0	\$0	\$0	\$115

Project Schedule	Prior FY*	FY 15/16	FY 16/17	FY 17/18	FY 18/19	FY 19/20	FY 20/21-24/25	FY 25/26-35/36	
Planning/Environmental									
Design									
Right Of Way									
Construction									
Environmental Monitoring									

*Prior FY includes actual revenue and expenditures through 06/30/15.



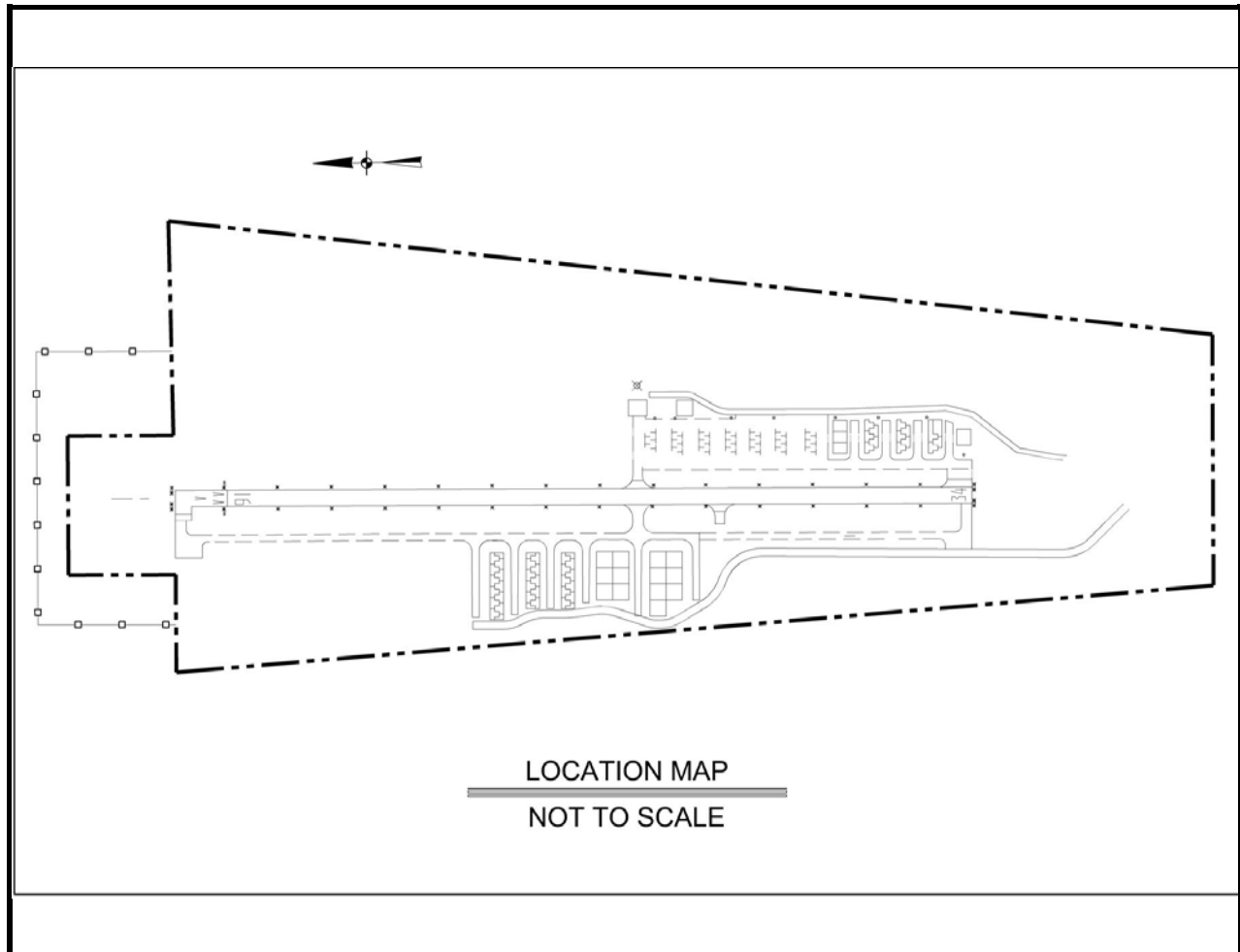
Update Airport 2013 Layout Plan with Program Narrative Report

CIP Project Summary

Project No: 93528

Type: Airports

Supervisor District(s) 4



Project Description:

The County of El Dorado owns and operates Georgetown Airport located in Georgetown. The most recent Airport Layout Plan was updated in 2007. This project will evaluate the existing Airport Layout Plan, provide any additions and modifications necessary, and provide a detailed Program Narrative Report for the updated existing plan.

Expenditures thru 6/30/2015: \$18,623

Project Initiation Date: 02/28/13



Update Airport 2013 Layout Plan with Program Narrative Report

Financing Plan & Tentative Schedule

Project No: 93528

Type: Airports

Supervisor District(s) 4

All Figures in Thousands

Revenue	by Funding Source	Prior FY*	FY 15/16	FY 16/17	FY 17/18	FY 18/19	FY 19/20	FY 20/21- 24/25	FY 25/26- 35/36	Total
ACO - Accumulative Capital Outlay		\$4	\$4	\$0	\$0	\$0	\$0	\$0	\$0	\$8
FAA		\$29	\$35	\$0	\$0	\$0	\$0	\$0	\$0	\$64
Total		\$33	\$39	\$0	\$0	\$0	\$0	\$0	\$0	\$72

All Figures in Thousands

Expenditures	Prior FY*	FY 15/16	FY 16/17	FY 17/18	FY 18/19	FY 19/20	FY 20/21- 24/25	FY 25/26- 35/36	Total
Planning/Env - Consultant	\$33	\$39	\$0	\$0	\$0	\$0	\$0	\$0	\$72
Total	\$33	\$39	\$0	\$0	\$0	\$0	\$0	\$0	\$72

Project Schedule	Prior FY*	FY 15/16	FY 16/17	FY 17/18	FY 18/19	FY 19/20	FY 20/21- 24/25	FY 25/26- 35/36	
Planning/Environmental									
Design									
Right Of Way									
Construction									
Environmental Monitoring									

*Prior FY includes actual revenue and expenditures through 06/30/15.



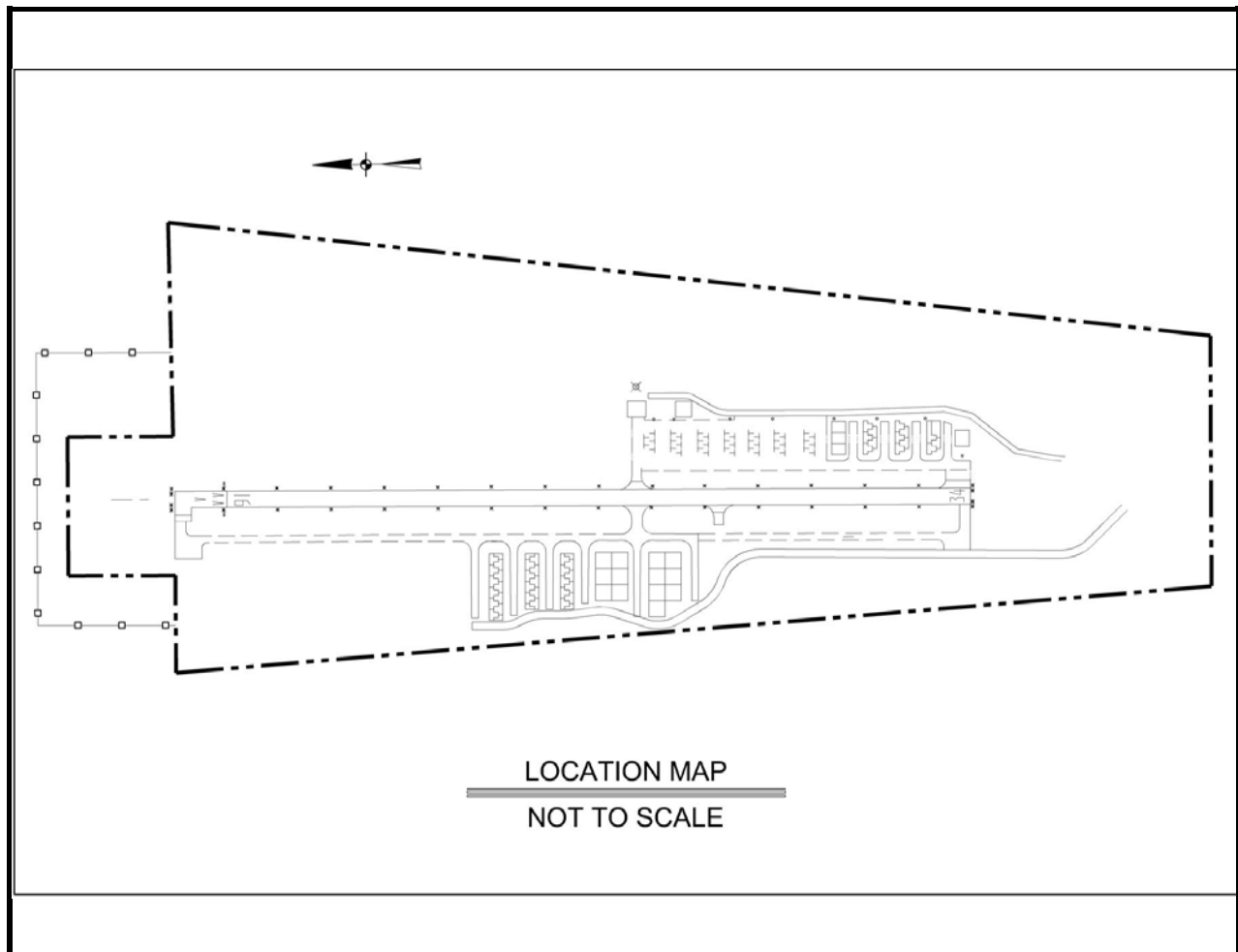
Update Pavement Maintenance/Management Program

CIP Project Summary

Project No: 93534

Type: Airports

Supervisor District(s) 4



Project Description:

Georgetown Airport - Develop a Pavement Maintenance Program (PMP).

The key elements of the PMP are:

- * Determine geological or meteorological conditions that may affect the life of a pavement structure
- * Inspection Schedule
- * Pavement Inventory
- * Distress Identification Index
- * Inspection Reports
- * Economic Analysis and Prioritizing System
- * Program Funding and Programming

The maintenance program will not only assure proper and timely maintenance but can also be used to justify the necessary funding.

Expenditures thru 6/30/2015: \$0

Project Initiation Date: 10/01/15



Update Pavement Maintenance/Management Program

Financing Plan & Tentative Schedule

Project No: 93534

Type: Airports

Supervisor District(s) 4

All Figures in Thousands

Revenue by Funding Source	Prior FY*	FY 15/16	FY 16/17	FY 17/18	FY 18/19	FY 19/20	FY 20/21-24/25	FY 25/26-35/36	Total
ACO - Accumulative Capital Outlay	\$0	\$2	\$0	\$0	\$0	\$0	\$0	\$0	\$2
FAA-Anticipated	\$0	\$32	\$0	\$0	\$0	\$0	\$0	\$0	\$32
State Aeronautics Division	\$0	\$2	\$0	\$0	\$0	\$0	\$0	\$0	\$2
Total	\$0	\$36	\$0	\$0	\$0	\$0	\$0	\$0	\$36

All Figures in Thousands

Expenditures	Prior FY*	FY 15/16	FY 16/17	FY 17/18	FY 18/19	FY 19/20	FY 20/21-24/25	FY 25/26-35/36	Total
Planning/Env - Consultant	\$0	\$35	\$0	\$0	\$0	\$0	\$0	\$0	\$35
Planning/Env - Staff	\$0	\$1	\$0	\$0	\$0	\$0	\$0	\$0	\$1
Total	\$0	\$36	\$0	\$0	\$0	\$0	\$0	\$0	\$36

Project Schedule	Prior FY*	FY 15/16	FY 16/17	FY 17/18	FY 18/19	FY 19/20	FY 20/21-24/25	FY 25/26-35/36	
Planning/Environmental									
Design									
Right Of Way									
Construction									
Environmental Monitoring									

*Prior FY includes actual revenue and expenditures through 06/30/15.



Cost Estimate by Phase Summary

Airports-Georgetown

All Figures In Thousands

	<i>Prior*</i>	<i>15/16</i>	<i>16/17</i>	<i>17/18</i>	<i>18/19</i>	<i>19/20</i>	<i>20/21- 24/25</i>	<i>25/26- 35/36</i>	<i>Total</i>
<i>Construction Mgmt - Consultant</i>	0	0	0	44	32	0	44	0	119
<i>Construction Mgmt - Staff</i>	0	0	0	9	0	0	9	0	18
<i>Design - Consultant</i>	0	0	70	52	0	0	30	0	152
<i>Design - Staff</i>	0	0	0	0	0	0	0	0	0
<i>Direct Construction Costs</i>	0	0	0	397	167	0	237	0	802
<i>Planning/Env - Consultant</i>	33	163	27	0	0	75	0	0	299
<i>Planning/Env - Staff</i>	0	1	0	0	0	0	0	0	1
Totals	33	165	97	502	199	75	320	0	1,391



Revenue Source Summary Airports-Georgetown

All Figures In Thousands

	<i>Prior*</i>	<i>15/16</i>	<i>16/17</i>	<i>17/18</i>	<i>18/19</i>	<i>19/20</i>	<i>20/21- 24/25</i>	<i>25/26- 35/36</i>	<i>Total</i>
ACO - Accumulative Capital Outlay	4	17	10	50	20	8	32	0	141
FAA	29	116	23	0	0	0	0	0	167
FAA-Anticipated	0	32	63	452	179	68	288	0	1,082
State Aeronautics Division	0	2	0	0	0	0	0	0	2
<i>Totals</i>	33	167	95	502	199	75	320	0	1,391

**Section 4.3B
Placerville Airport
Individual Project Summaries**



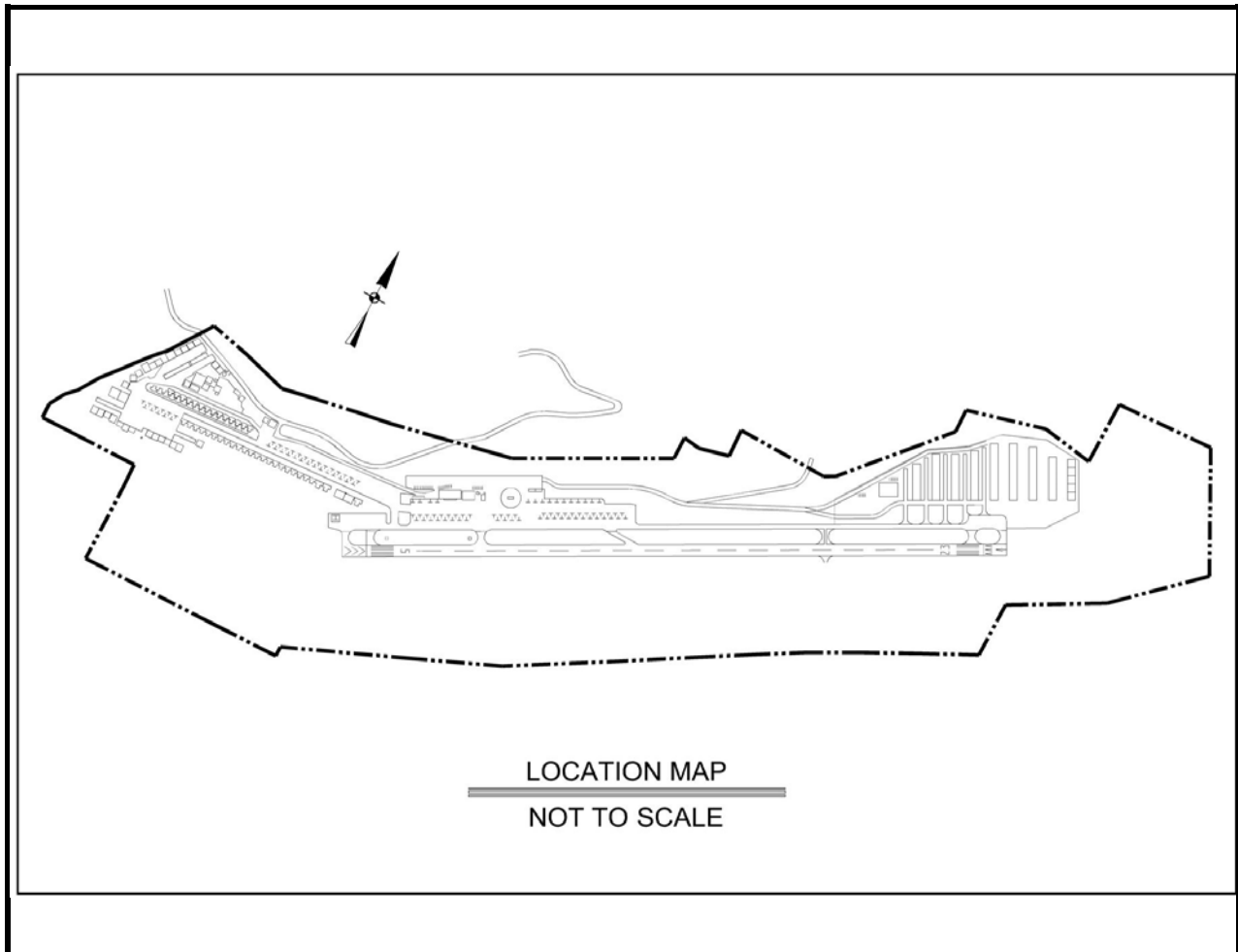
Airport Layout Plan Update and Obstruction Survey - Placerville

CIP Project Summary

Project No: 93132

Type: Airports

Supervisor District(s) 3



Project Description:

Placerville Airport - The Airport Layout Plan (ALP) is a drawing/plan depicting the orientation and location of key airport facilities, such as runways and navigational aids, and it takes into consideration such factors as approach zones, prevailing winds, airspace use, land contours, etc. The ALP must show dimensional relationships between operational and support facilities, and provide adequate areas for the orderly expansion of the airport. This is essential if facilities are to be ultimately located where they can best serve their intended purposes, while still conforming to applicable safety and construction criteria. The ability to obtain grants from the FAA is dependent on the ALP being up to date and showing an accurate layout of proposed projects, as well as all existing structures and previously completed projects. The ALP should be updated every 5 to 10 years, or when more than 10% of planned improvements have been made. The current ALP was revised in 2012 and includes projects through 2017. The ALP is scheduled to be reviewed and updated again in 2017.

Expenditures thru 6/30/2015: \$0

Project Initiation Date: 05/05/16



Airport Layout Plan Update and Obstruction Survey - Placerville

Financing Plan & Tentative Schedule

Project No: 93132

Type: Airports

Supervisor District(s) 3

All Figures in Thousands

Revenue	by Funding Source	Prior FY*	FY 15/16	FY 16/17	FY 17/18	FY 18/19	FY 19/20	FY 20/21- 24/25	FY 25/26- 35/36	Total
ACO - Accumulative Capital Outlay		\$0	\$0	\$19	\$3	\$0	\$0	\$0	\$0	\$21
FAA-Anticipated		\$0	\$0	\$167	\$23	\$0	\$0	\$0	\$0	\$189
Total		\$0	\$0	\$185	\$25	\$0	\$0	\$0	\$0	\$210

All Figures in Thousands

Expenditures	Prior FY*	FY 15/16	FY 16/17	FY 17/18	FY 18/19	FY 19/20	FY 20/21- 24/25	FY 25/26- 35/36	Total
Planning/Env - Consultant	\$0	\$0	\$184	\$25	\$0	\$0	\$0	\$0	\$209
Planning/Env - Staff	\$0	\$0	\$1	\$0	\$0	\$0	\$0	\$0	\$1
Total	\$0	\$0	\$185	\$25	\$0	\$0	\$0	\$0	\$210

Project Schedule	Prior FY*	FY 15/16	FY 16/17	FY 17/18	FY 18/19	FY 19/20	FY 20/21- 24/25	FY 25/26- 35/36	
Planning/Environmental									
Design									
Right Of Way									
Construction									
Environmental Monitoring									

*Prior FY includes actual revenue and expenditures through 06/30/15.




Crack Seal and Remark Runway 5-23, Taxiways, Aprons and Tee Hanger Taxilanes - 2015

CIP Project Summary

Project No: 93129

Type: Airports

Supervisor District(s) 3



Project Description:

Placerville Airport - All pavements at the airport were crack sealed or slurry sealed in 2005 or 2009. Several new cracks have developed in the AC pavement. It is proposed in this project to shape the cracks to receive joint seal and then seal the cracks. All pavement areas will be remarked.

Expenditures thru 6/30/2015: \$2,082

Project Initiation Date: 05/05/09



Crack Seal and Remark Runway 5-23, Taxiways, Aprons and Tee Hanger Taxilanes - 2015

Financing Plan & Tentative Schedule

Project No: 93129

Type: Airports

Supervisor District(s) 3

All Figures in Thousands

Revenue	by Funding Source	Prior FY*	FY 15/16	FY 16/17	FY 17/18	FY 18/19	FY 19/20	FY 20/21- 24/25	FY 25/26- 35/36	Total
ACO - Accumulative Capital Outlay		\$4	\$15	\$0	\$0	\$0	\$0	\$0	\$0	\$20
FAA		\$20	\$251	\$0	\$0	\$0	\$0	\$0	\$0	\$270
State Aeronautics Division		\$0	\$13	\$0	\$0	\$0	\$0	\$0	\$0	\$13
Total		\$24	\$278	\$0	\$0	\$0	\$0	\$0	\$0	\$303

All Figures in Thousands

Expenditures	Prior FY*	FY 15/16	FY 16/17	FY 17/18	FY 18/19	FY 19/20	FY 20/21- 24/25	FY 25/26- 35/36	Total
Design - Consultant	\$22	\$7	\$0	\$0	\$0	\$0	\$0	\$0	\$30
Design - Staff	\$2	\$0	\$0	\$0	\$0	\$0	\$0	\$0	\$2
Construction Mgmt - Consultant	\$0	\$46	\$0	\$0	\$0	\$0	\$0	\$0	\$46
Construction Mgmt - Staff	\$0	\$0	\$0	\$0	\$0	\$0	\$0	\$0	\$0
Direct Construction Costs	\$0	\$225	\$0	\$0	\$0	\$0	\$0	\$0	\$225
Total		\$24	\$278	\$0	\$0	\$0	\$0	\$0	\$303

Project Schedule	Prior FY*	FY 15/16	FY 16/17	FY 17/18	FY 18/19	FY 19/20	FY 20/21- 24/25	FY 25/26- 35/36	
Planning/Environmental									
Design									
Right Of Way									
Construction									
Environmental Monitoring									

*Prior FY includes actual revenue and expenditures through 06/30/15.



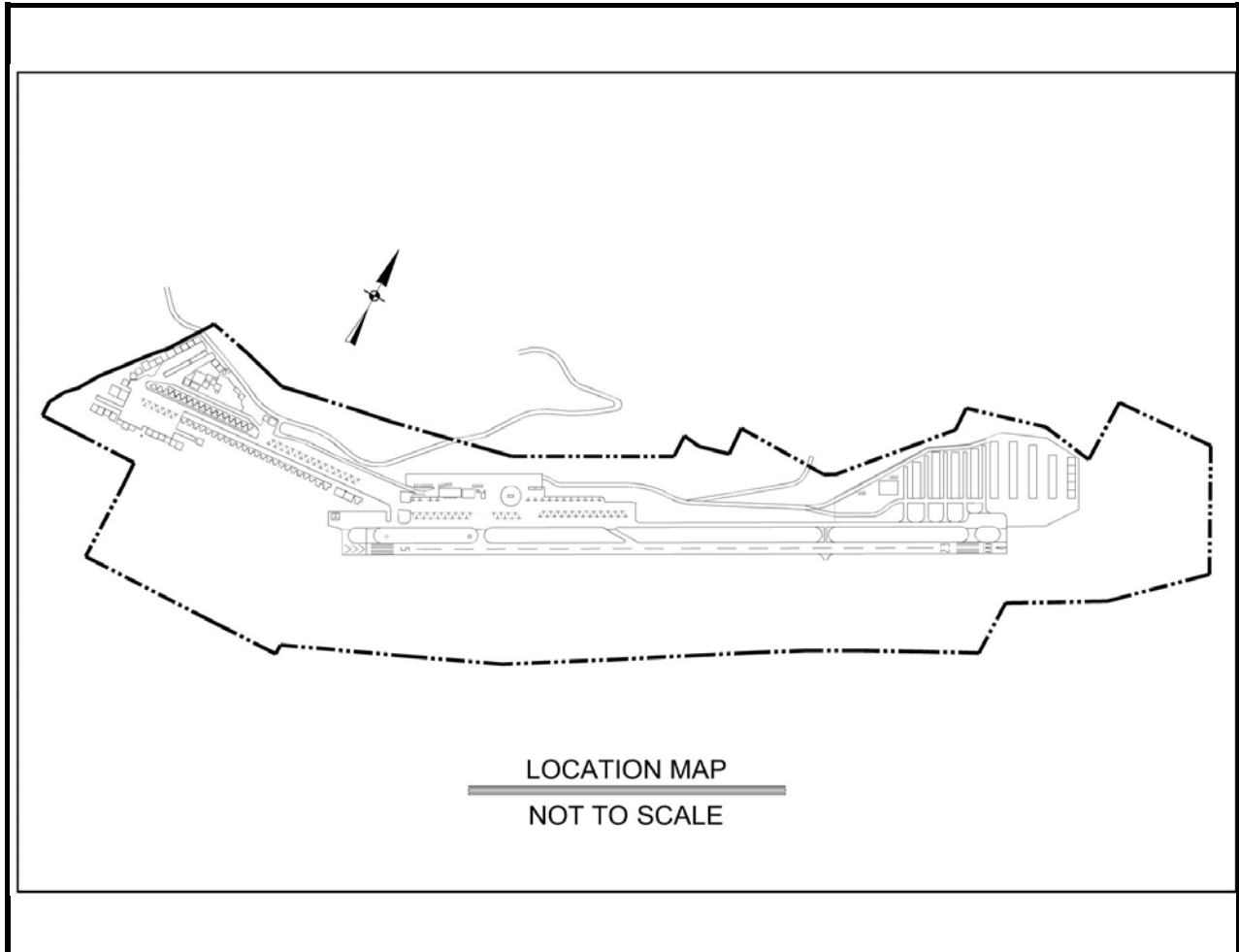
Crack Seal and Remark Runway 5-23, Taxiways, Aprons and Tee Hanger Taxilanes - 2019

CIP Project Summary

Project No: 93133

Type: Airports

Supervisor District(s) 3



Project Description:

Placerville Airport- All pavement at the airport is scheduled to be crack sealed in 2016. This project will seal cracks that have developed since that time, and seal coat as needed. All pavement areas will be remarked.

Expenditures thru 6/30/2015: \$0

Project Initiation Date: 02/27/14



Crack Seal and Remark Runway 5-23, Taxiways, Aprons and Tee Hanger Taxilanes - 2019

Financing Plan & Tentative Schedule

Project No: 93133

Type: Airports

Supervisor District(s) 3

All Figures in Thousands

Revenue	by Funding Source	Prior FY*	FY 15/16	FY 16/17	FY 17/18	FY 18/19	FY 19/20	FY 20/21- 24/25	FY 25/26- 35/36	Total
ACO - Accumulative Capital Outlay		\$0	\$0	\$0	\$3	\$27	\$8	\$0	\$0	\$38
FAA-Anticipated		\$0	\$0	\$0	\$27	\$239	\$76	\$0	\$0	\$342
Total		\$0	\$0	\$0	\$30	\$266	\$84	\$0	\$0	\$380

All Figures in Thousands

Expenditures	Prior FY*	FY 15/16	FY 16/17	FY 17/18	FY 18/19	FY 19/20	FY 20/21- 24/25	FY 25/26- 35/36	Total
Planning/Env - Consultant	\$0	\$0	\$0	\$2	\$0	\$0	\$0	\$0	\$2
Design - Consultant	\$0	\$0	\$0	\$28	\$0	\$0	\$0	\$0	\$28
Construction Mgmt - Consultant	\$0	\$0	\$0	\$0	\$35	\$9	\$0	\$0	\$44
Construction Mgmt - Staff	\$0	\$0	\$0	\$0	\$9	\$0	\$0	\$0	\$9
Direct Construction Costs	\$0	\$0	\$0	\$0	\$222	\$75	\$0	\$0	\$297
Total	\$0	\$0	\$0	\$30	\$266	\$84	\$0	\$0	\$380

Project Schedule	Prior FY*	FY 15/16	FY 16/17	FY 17/18	FY 18/19	FY 19/20	FY 20/21- 24/25	FY 25/26- 35/36	
Planning/Environmental									
Design									
Right Of Way									
Construction									
Environmental Monitoring									

*Prior FY includes actual revenue and expenditures through 06/30/15.



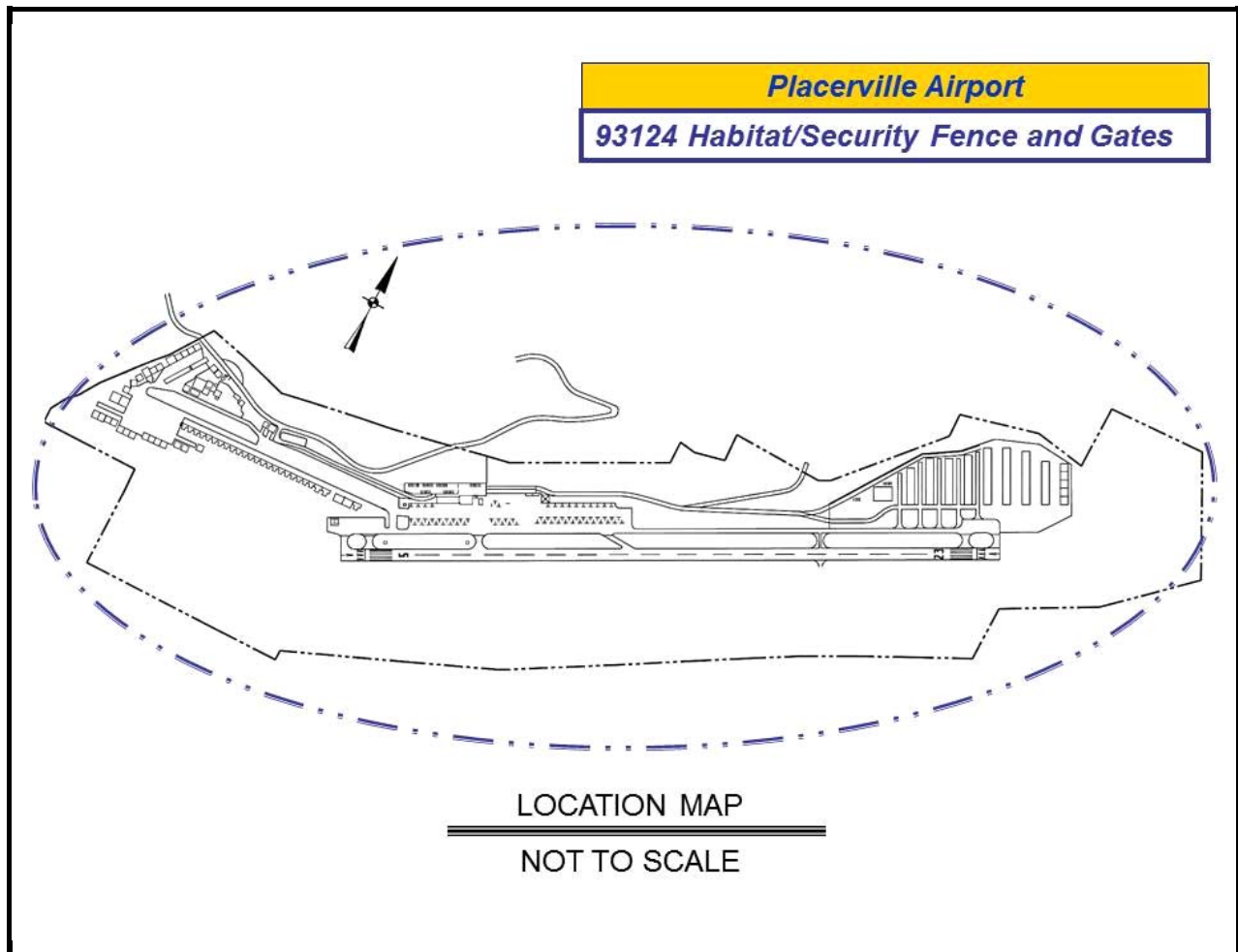
Habitat/Security Fence and Gates

CIP Project Summary

Project No: 93124

Type: Airports

Supervisor District(s) 3



Project Description:

Placerville Airport - This project includes construction of a perimeter fence and gates around the airport's operational area. The fence is currently planned to be 6 feet high with 2 strands of barbwire. The fencing perimeter is approximately 2 miles in length. Staff is currently taking photos of the wildlife that routinely crosses the airport's runways, to support a request for a higher "habitat fence" (8 foot with 2 strands of barbwire) which would be more secure than a 6 foot high fence. (The FAA has agreed to review this change when provided with photo evidence.) A grant has already been obtained from the FAA for the preliminary engineering. DOT's Survey team will collect the survey data needed for the project's design phase. Proposed amendment to the Airport CIP based on the received bids for Board of Supervisors review and approval at the September 25, 2012 meeting.

Expenditures thru 6/30/2015: \$873,529

Project Initiation Date: 05/05/09



Habitat/Security Fence and Gates

Financing Plan & Tentative Schedule

Project No: 93124

Type: Airports

Supervisor District(s) 3

All Figures in Thousands

Revenue by Funding Source	Prior FY*	FY 15/16	FY 16/17	FY 17/18	FY 18/19	FY 19/20	FY 20/21-24/25	FY 25/26-35/36	Total
ACO - Accumulative Capital Outlay	\$80	\$4	\$0	\$0	\$0	\$0	\$0	\$0	\$84
FAA	(\$10)	\$0	\$0	\$0	\$0	\$0	\$0	\$0	(\$10)
FAA-Anticipated	\$794	\$0	\$0	\$0	\$0	\$0	\$0	\$0	\$794
Placerville Airport Enterprise Fund	\$10	\$0	\$0	\$0	\$0	\$0	\$0	\$0	\$10
Total	\$873	\$4	\$0	\$0	\$0	\$0	\$0	\$0	\$877

All Figures in Thousands

Expenditures	Prior FY*	FY 15/16	FY 16/17	FY 17/18	FY 18/19	FY 19/20	FY 20/21-24/25	FY 25/26-35/36	Total
Planning/Env - Staff	\$0	\$0	\$0	\$0	\$0	\$0	\$0	\$0	\$0
Design - Consultant	\$50	\$0	\$0	\$0	\$0	\$0	\$0	\$0	\$50
Design - Staff	\$34	\$0	\$0	\$0	\$0	\$0	\$0	\$0	\$34
Design Engineering & Admin - Staff	\$0	\$0	\$0	\$0	\$0	\$0	\$0	\$0	\$0
Construction Mgmt - Consultant	\$36	\$4	\$0	\$0	\$0	\$0	\$0	\$0	\$40
Construction Mgmt - Staff	\$13	\$0	\$0	\$0	\$0	\$0	\$0	\$0	\$13
Direct Construction Costs	\$741	\$0	\$0	\$0	\$0	\$0	\$0	\$0	\$741
Total	\$874	\$4	\$0	\$0	\$0	\$0	\$0	\$0	\$877

Project Schedule	Prior FY*	FY 15/16	FY 16/17	FY 17/18	FY 18/19	FY 19/20	FY 20/21-24/25	FY 25/26-35/36	
Planning/Environmental									
Design									
Right Of Way									
Construction									
Environmental Monitoring									

*Prior FY includes actual revenue and expenditures through 06/30/15.



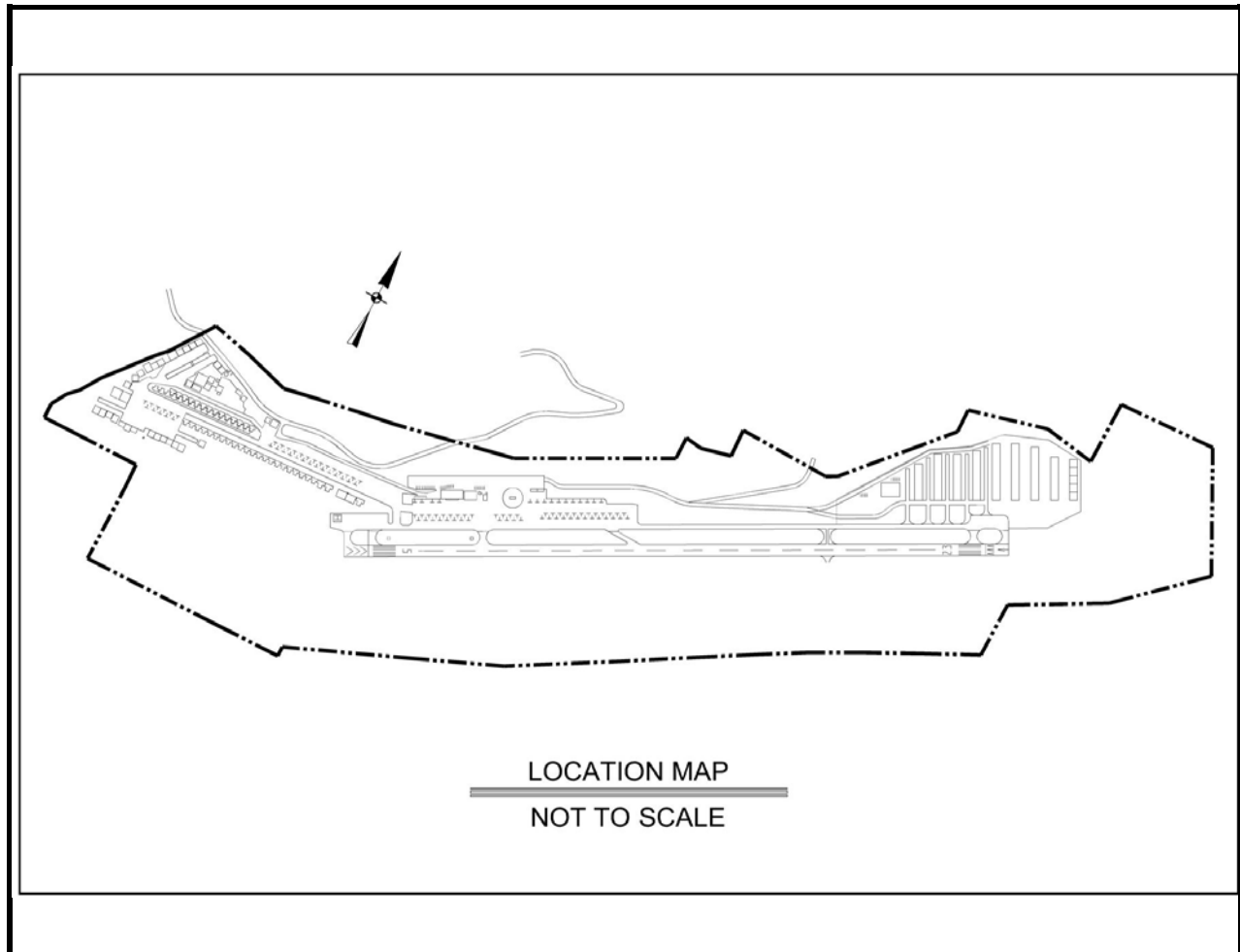
Taxiway Edge Lights

CIP Project Summary

Project No: 93130

Type: Airports

Supervisor District(s) 3



Project Description:

Placerville Airport - The existing taxiway edge lights at Placerville Airport are stake mounted and are serviced by direct-burial cable and an old regulator. The existing taxiway edge light circuit is old and requires considerable maintenance. This project includes the removal of the existing taxiway lights and installation of new base-mounted taxiway lights, new lighted signs, new duct, and new cable. A new regulator will also be installed in the electrical vault to power the new taxiway circuit.

Expenditures thru 6/30/2015: \$0

Project Initiation Date: 05/05/09



Taxiway Edge Lights

Financing Plan & Tentative Schedule

Project No: 93130

Type: Airports

Supervisor District(s) 3

All Figures in Thousands

Revenue by Funding Source	Prior FY*	FY 15/16	FY 16/17	FY 17/18	FY 18/19	FY 19/20	FY 20/21-24/25	FY 25/26-35/36	Total
ACO - Accumulative Capital Outlay	\$0	\$2	\$7	\$40	\$0	\$0	\$0	\$0	\$49
FAA-Anticipated	\$0	\$0	\$59	\$360	\$0	\$0	\$0	\$0	\$419
Total	\$0	\$2	\$65	\$400	\$0	\$0	\$0	\$0	\$467

All Figures in Thousands

Expenditures	Prior FY*	FY 15/16	FY 16/17	FY 17/18	FY 18/19	FY 19/20	FY 20/21-24/25	FY 25/26-35/36	Total
Planning/Env - Consultant	\$0	\$0	\$0	\$0	\$0	\$0	\$0	\$0	\$0
Planning/Env - Staff	\$0	\$0	\$0	\$0	\$0	\$0	\$0	\$0	\$0
Design - Consultant	\$0	\$2	\$65	\$0	\$0	\$0	\$0	\$0	\$67
Design - Staff	\$0	\$0	\$0	\$0	\$0	\$0	\$0	\$0	\$0
Construction Mgmt - Consultant	\$0	\$0	\$0	\$60	\$0	\$0	\$0	\$0	\$60
Construction Mgmt - Staff	\$0	\$0	\$0	\$6	\$0	\$0	\$0	\$0	\$6
Direct Construction Costs	\$0	\$0	\$0	\$334	\$0	\$0	\$0	\$0	\$334
Total	\$0	\$2	\$65	\$400	\$0	\$0	\$0	\$0	\$467

Project Schedule	Prior FY*	FY 15/16	FY 16/17	FY 17/18	FY 18/19	FY 19/20	FY 20/21-24/25	FY 25/26-35/36	
Planning/Environmental									
Design									
Right Of Way									
Construction									
Environmental Monitoring									

*Prior FY includes actual revenue and expenditures through 06/30/15.



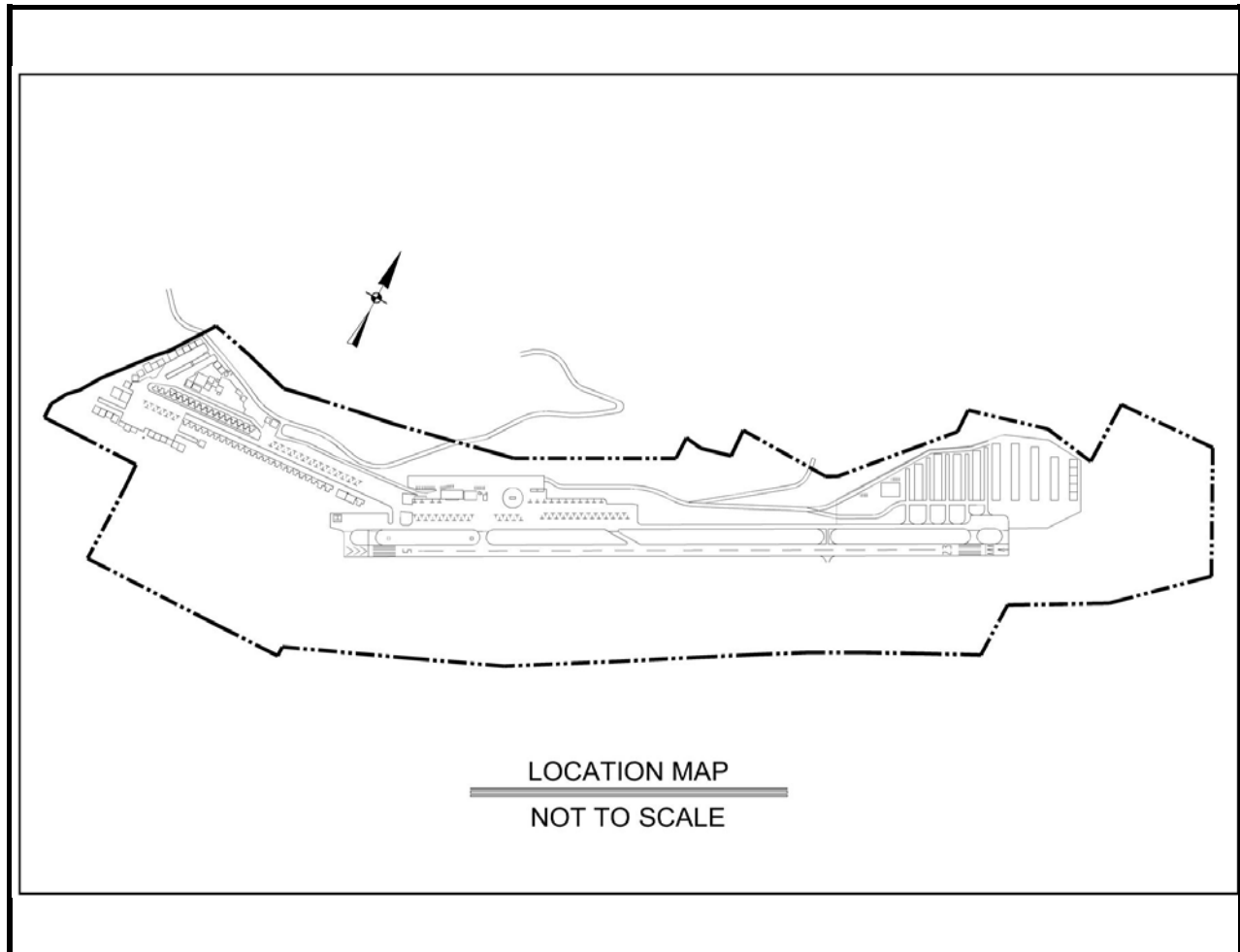
Update Pavement Maintenance/Management Program

CIP Project Summary

Project No: 93131

Type: Airports

Supervisor District(s) 3



Project Description:

Placerville Airport - Develop a Pavement Maintenance Program (PMP).

The key elements of the PMP are:

- * Determine geological or meteorological conditions that may affect the life of a pavement structure
- * Inspection Schedule
- * Pavement Inventory
- * Distress Identification Index
- * Inspection Reports
- * Economic Analysis and Prioritizing System
- * Program Funding and Programming

The maintenance program will not only assure proper and timely maintenance but can also be used to justify the necessary funding.

Expenditures thru 6/30/2015: \$0

Project Initiation Date: 10/01/14



Update Pavement Maintenance/Management Program

Financing Plan & Tentative Schedule

Project No: 93131

Type: Airports

Supervisor District(s) 3

All Figures in Thousands

Revenue by Funding Source	Prior FY*	FY 15/16	FY 16/17	FY 17/18	FY 18/19	FY 19/20	FY 20/21-24/25	FY 25/26-35/36	Total
ACO - Accumulative Capital Outlay	\$0	\$2	\$0	\$0	\$0	\$0	\$0	\$0	\$2
FAA-Anticipated	\$0	\$37	\$0	\$0	\$0	\$0	\$0	\$0	\$37
State Aeronautics Division	\$0	\$2	\$0	\$0	\$0	\$0	\$0	\$0	\$2
Total	\$0	\$41	\$0	\$0	\$0	\$0	\$0	\$0	\$41

All Figures in Thousands

Expenditures	Prior FY*	FY 15/16	FY 16/17	FY 17/18	FY 18/19	FY 19/20	FY 20/21-24/25	FY 25/26-35/36	Total
Design - Consultant	\$0	\$40	\$0	\$0	\$0	\$0	\$0	\$0	\$40
Design - Staff	\$0	\$1	\$0	\$0	\$0	\$0	\$0	\$0	\$1
Total	\$0	\$41	\$0	\$0	\$0	\$0	\$0	\$0	\$41

Project Schedule	Prior FY*	FY 15/16	FY 16/17	FY 17/18	FY 18/19	FY 19/20	FY 20/21-24/25	FY 25/26-35/36	
Planning/Environmental									
Design									
Right Of Way									
Construction									
Environmental Monitoring									

*Prior FY includes actual revenue and expenditures through 06/30/15.



Cost Estimate by Phase Summary

Airports-Placerville

All Figures In Thousands

	<i>Prior*</i>	<i>15/16</i>	<i>16/17</i>	<i>17/18</i>	<i>18/19</i>	<i>19/20</i>	<i>20/21- 24/25</i>	<i>25/26- 35/36</i>	<i>Total</i>
<i>Construction Mgmt - Consultant</i>	36	50	0	60	35	9	0	0	189
<i>Construction Mgmt - Staff</i>	13	0	0	6	9	0	0	0	28
<i>Design - Consultant</i>	72	50	65	28	0	0	0	0	214
<i>Design - Staff</i>	36	1	0	0	0	0	0	0	38
<i>Design Engineering & Admin - Staff</i>	0	0	0	0	0	0	0	0	0
<i>Direct Construction Costs</i>	741	225	0	334	222	75	0	0	1,597
<i>Planning/Env - Consultant</i>	0	0	184	27	0	0	0	0	211
<i>Planning/Env - Staff</i>	0	0	1	0	0	0	0	0	1
Totals	898	326	250	455	266	84	0	0	2,279



Revenue Source Summary Airports-Placerville

All Figures In Thousands

	<i>Prior*</i>	<i>15/16</i>	<i>16/17</i>	<i>17/18</i>	<i>18/19</i>	<i>19/20</i>	<i>20/21- 24/25</i>	<i>25/26- 35/36</i>	<i>Total</i>
ACO - Accumulative Capital Outlay	85	24	25	46	27	8	0	0	214
FAA	9	251	0	0	0	0	0	0	260
FAA-Anticipated	794	37	225	410	239	76	0	0	1,780
Miscellaneous Reimbursement	0	0	0	0	0	0	0	0	0
Placerville Airport Enterprise Fund	10	0	0	0	0	0	0	0	10
State Aeronautics Division	0	14	0	0	0	0	0	0	14
<i>Totals</i>	898	326	250	455	266	84	0	0	2,279