



RESOLUTION NO. 085-2025
OF THE AIR QUALITY MANAGEMENT DISTRICT
OF THE COUNTY OF EL DORADO

Resolution Adopting the Air Quality Management District Budget of the County of El Dorado
For Fiscal Year 2025-2026

WHEREAS, Sections 40130 and 40131 of the Health and Safety Code provide the procedure for county air pollution districts to follow in adopting their annual budgets and schedule of fees; and

WHEREAS, pursuant to Health and Safety Code section 40131(a)(1), the Air Quality Management District of the County of El Dorado ("AQMD") prepared a summary of the Fiscal Year 2025-2026 budget and schedule of fees, which is attached as Exhibit A, and the summary was made available to the public at least 30 days before the June 10, 2025 public budget presentation to the Board of Directors; and

WHEREAS, pursuant to Health and Safety Code section 40131(a)(2), each person who was subject to fees imposed by the AQMD in the preceding year was given notice of the availability of a summary of the Fiscal Year 2025-2026 budget and any supporting documents; and

WHEREAS, the Board of Supervisors of El Dorado County, acting as the AQMD Board of Directors, has held the required noticed public hearing, during which time the Fiscal Year 2025-2026 Budget was presented and is incorporated herein; and

NOW, THEREFORE, BE IT RESOLVED, that in accordance with Section 40131 et seq. of the Health and Safety Code, the Board of Supervisors for the County of El Dorado, Acting as the Board of Directors of the AQMD, does hereby adopt the Budget for Fiscal Year 2025-2026 for the AQMD, as reviewed by the Board of Supervisors at the public hearing on June 24, 2025 and summarized in Exhibit A, and hereby authorize the Chief Administrative Officer and Auditor-Controller to make adjustments to various fund budgets in order to balance the final fund balance amounts as derived through the closing of books and audit adjustments.

PASSED AND ADOPTED by the Board of Supervisors of the County of El Dorado at a regular meeting of said Board, held the 24th day of June, 2025, by the following vote of said Board:

Ayes: Turnboo, Laine, Parlin, Veerkamp, Ferrero

Noes: ~~None~~

Absent: ~~None~~


Attest:

Kim Dawson

Clerk of the Board of Supervisors

By: 

Deputy Clerk


Chair, Board of Supervisor

Program Summary

Air Quality**Positions: 9.0 FTE****Extra Help: \$0****Total Appropriations: \$8,079,091****Total Revenues: \$8,079,091****Net County Cost: \$0**

The Air Quality Management District (AQMD) administers the California and Federal Clean Air Acts via guidelines set forth by State and Federal Agencies and the AQMD Rules established by the Board of Directors. These requirements are implemented through a variety of permitting, inspection, and enforcement activities including: emission control requirement compliance verification, Naturally Occurring Asbestos dust control, fugitive dust control, burn rule enforcement, 24 hour complaint investigation, land development project review and promotion of transportation control measures that improve air quality.

Revenue is generated from stationary source permit fees, construction dust mitigation plan fees, Federal Targeted Airshed Grant (TAG) funding, motor vehicle registration fees, State funding for Portable Equipment Registration Program (PERP), State grant funding for ag equipment through the FARMER program, subvention funding for rural districts, annual Carl Moyer Program allocations, AB617 grant funds, and other sources. Stationary source permit fees are adjusted annually based upon changes to the California Consumer Price Index and in accordance with the AQMD Rules. A fee study is currently in process to analyze the District's fees to determine if they are appropriate for each stationary source category as well as for fugitive dust plans and asbestos dust mitigation plans.

AQMD funds shuttle projects, bike paths, road paving, bus retrofits/replacements, agricultural equipment replacements, and other projects that reduce motor vehicle emissions.

AQMD incentivizes the purchase of electric vehicles and works to expand electric vehicle charging infrastructure throughout the County. The number of Drive Clean! incentives for the purchase or lease of a qualifying new EV (electric vehicle) or PHEV (plug-in electric hybrid vehicle) for FY2024/25 is showing a slight reduction of participation in the program. With legacy manufacturers introducing more eligible EV and PHEV models each model year, we expect this to rebound to be a robust and cost-effective incentive program. To augment this effort, in FY2023/24 AQMD implemented a residential electric vehicle charger incentive program utilizing AB2766 DMV funding which has increased in participation in FY2024/25.

AQMD also incentivizes old wood stove removals and replacements through a proven local program and several highly successful enhanced State-funded programs, and in FY22/23 we added an additional Federally funded program which provides standard and enhanced incentives for low-income residents or residents of low-income communities, which has replaced over 110 woodstoves for County residents. Since the District's initiation of the original woodstove replacement program back in FY2013/14, we have replaced almost 1,600 woodstoves in El Dorado County, improving local community air quality and providing more efficient stoves for residents.

In April of 2018, AQMD introduced the Clean Lawnmower Incentive Program (CLIP) which to date has incentivized the replacement of over 1,230 gas-powered lawnmowers with clean, quiet, battery-powered electric mowers. Recently, the State Air Resources Board expanded the eligibility for this funding to include other residential electric lawn and garden tools and in February of 2024, AQMD rolled out an expanded incentive program to include weed eaters, chainsaws, trimmers, and riding lawnmowers. Since then, residents have taken advantage of this expanded program to trade in approximately 240 of these newly covered types of lawn of equipment.

Since 2022, AQMD has provided the County Department of Transportation with Federal Targeted Airshed (TAG) grant funding to double chip seal slurry approximately 11.7 miles of the County's unpaved roads that are located in or near naturally occurring asbestos (NOA) areas. So far, DOT has completed the

paving of Sandridge Road, Tullis Mine Road, Bear Creek Road, Sweeney Road, Oriental Street, and South Street. In the Summer of 2025, another 2.0 miles of double chip seal slurry treatment is scheduled to be applied by DOT.

The TAG grant funding is also providing funding for the El Dorado County Fire Safe Council's biomass chipping program for residences inside the eligible area on the West Slope of El Dorado County. As of April 30, 2025, 313 chipping jobs have been fully or partially funded by TAG funding, resulting in a reduction of 59,173 cubic yards of vegetative waste burned in our County.

In late FY2022/23, the Board approved AQMD's award of AB923 DMV fund grants for the replacement of eleven (11) school buses from seven (7) school districts. We are proposing to release another RFP to school districts in FY2025/26 for the replacement of six (6) more buses. Additionally, we anticipate the Carl Moyer grant program to fund one previously awarded electric school bus in FY2025/26, as well as additional eligible on and off-road vehicles and equipment, as well as marine vessels from applications in process or yet to be received. In FY2024/25, AQMD funded 2 tractor replacements, 1 dozer replacement, and 1 electric skidsteer for local businesses and public agencies utilizing Carl Moyer grant funding.

AB2766 grants will continue to fund projects that were previously awarded for the remainder of calendar year 2025, and we propose to release an RFP in late 2025 for AB2766 eligible project funding in calendar years 2026 and 2027.

The Board recently approved AQMD's participation in the statewide Driving Clean Assistance Program, a program designed to assist low-income individuals to transition to clean transportation by providing incentives and fair financing options. AQMD staff will provide local support to provide outreach and assistance with the application process for the program.

District staff

As in past fiscal years, AQMD continues to perform its objectives successfully and efficiently. Staff salaries and benefits comprise 19.0% of the FY 2025-26 budget and total general administrative costs (including staff) comprise only 22.7% of the total budget.

Sources of Funds

License, & Permits (\$1,016,038): Air emissions source permits, authorization to construct permits, fugitive and asbestos dust plans and hot spots program revenue.

Fine, Forfeiture & Penalties (\$1,500): Minor revenue from air quality violations.


Use of Money & Property (\$95,000): Interest revenue on operational and grant fund balances.

State (\$2,769,467): Carl Moyer Memorial Air Quality Standards Attainment Program Grant and Admin Funding (\$1,049,769); AB 2766 and AB923 DMV registration surcharge (\$1,225,000); Community Air Protection Grant funding (\$226,026); FARMER Grant and admin funding (\$110,000); Rural district subvention funds (\$82,174); PERP funding (\$35,000); AB617 Community Air Protection Program funding (\$31,915); and AB197 Emission Inventory Grant funding (\$8,583).

Federal (\$600,781): Federal Environmental Protection Agency Targeted Airshed Grant reimbursement to fund road paving of currently unpaved roads in El Dorado County, and installation of cleaner-burning woodstoves in El Dorado County's non-attainment areas, including administrative cost.

Miscellaneous Revenue (\$80,000): Funding for District staff to provide outreach and administrative assistance for the Driving Clean Assistance Program (\$40,000), and estimated revenue from use of EV chargers at County facilities (\$40,000).

Use of Fund Balance / Designations (\$3,543,049): Carryover of funds from prior fiscal years.



Use of Funds

Services & Supplies (\$2,614,443):

Comprised of the following incentive and grant funding related costs:

- Carl Moyer Program awarded and anticipated vehicle project funding grants and associated AB923 grant match (\$1,000,000)
- Federal Targeted Airshed Grant funding wood stove replacement incentive program (\$233,488)
- AB2766 funded projects previously awarded after RFP for CY2024 & 2025 (\$86,625)
- Estimated AB2766 funded projects to be awarded after RFP for CY2026 & 2027 (\$200,000)
- Installation of access controlled EVSE at existing County Sites, includes 5-year Chargepoint network cost and 5-year maintenance/repair coverage (\$453,070)
- Federal Targeted Airshed Grant funding to EDC Fire Safe Council for biomass chipping (\$34,494)
- FARMER grant ag equipment projects (\$100,000)
- Public-use EV charging stations at private businesses throughout the County (\$100,000)
- Expanded Clean Lawn Equipment Incentive Program (CLIP) (\$100,000)
- Grant and incentive program advertising and outreach (\$70,000)
- Drive Clean EV purchase incentive program (\$59,900)
- District locally funded wood stove replacement incentive program (\$18,042)
- CHARGE Residential EV Charger incentive program (\$37,500)
- CAP Grant funded wood stove replacement incentive program (\$20,000)
- Fleet rental of Transit van for use by the Coloma Shuttle program (\$6,490)
- Electricity cost for EV chargers at EDH park-and-ride lot and Georgetown Library (\$10,000)

And the following general operation costs:

- Contracted fee study for AQMD fees – not completed in FY24/25 (\$11,000)
- Fleet vehicle rent, maintenance and fuel costs (\$22,960)
- General liability insurance cost (\$10,645)
- Rent/Lease of copier and mobile phones for field staff (\$5,780)
- Postage costs for mailing fee invoices and notices (\$1,375)
- Staff training opportunities (\$5,130)
- Office supplies/minor equipment and staff supplies (\$4,250)
- Payment to State for portion of "Hot Spot" fees (\$794)
- Contract for access control for AQMD office (\$1,600)
- Sum of other small miscellaneous general operational costs (\$21,300)

Other Charges / Interfund Transfers (\$2,496,329):

Comprised of the following incentive and grant funding related costs:

- Comprised of awarded and anticipated school bus replacement grants and other eligible projects for government agencies funded with Carl Moyer Program, AB2766, and AB923 funds (\$1,996,394);
- Community Air Protection Grant to the Black Oak Mine USD for EV bus infrastructure (\$282,317);
- Spare the Air campaign contribution (\$5,228);
- County Counsel charges (\$8,000);
- Fleet Management charges for vehicle repairs for Coloma Shuttle vans and trailers (\$2,500).

And the following general operation costs:

- 2CFR Part 200 County administrative overhead costs allocated to AQMD (\$177,090);
- Facilities cost-applied charges for building / EVSE maintenance (\$21,400);
- County Counsel charges (\$2,000);
- Equipment lease year-end Principal and Interest charges (\$1,400).

Fixed Assets (\$100,000): Purchase and installation of a level 2 or level 3 EV charger to be located at the South Lake Tahoe Library for use by the electric Bookmobile. This purchase was approved by the Board on December 12, 2023 as part of an AB2766 grant award Board item.

Operating Transfers Out (\$222,591):

Comprised of the following incentive and grant funding related costs:

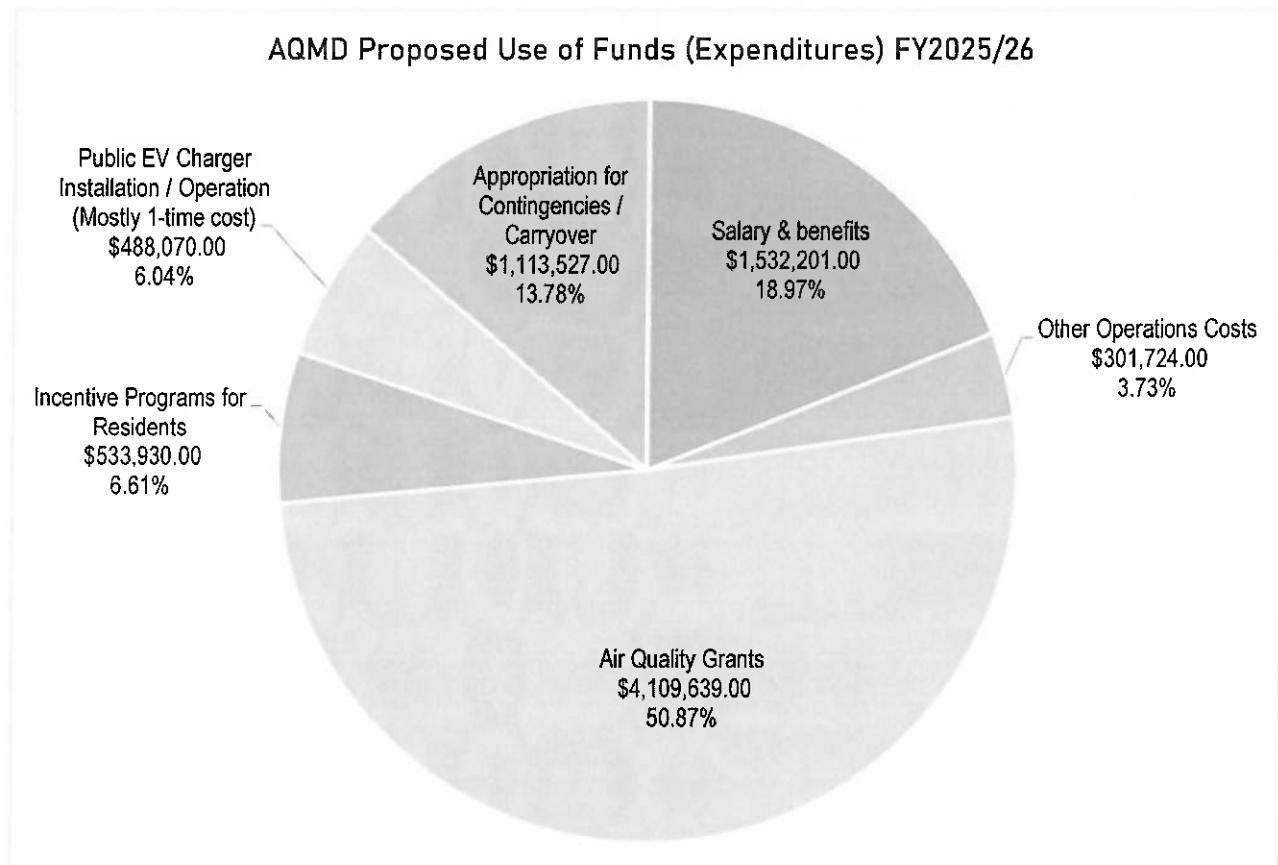
- Transfers of Federal Targeted Airshed Grant funds to the El Dorado County Department of Transportation to pave the County's unpaved roads that are located in or near naturally occurring asbestos (NOA) areas (\$182,591);
- Transfer to the General Fund for public-use electricity costs for the EV chargers at County facilities (\$25,000).

And the following general operation costs:

- Transfer of operational funds to Environmental Management Division for AQMD's portion of annual costs for the Hedgehog software platform (\$15,000).

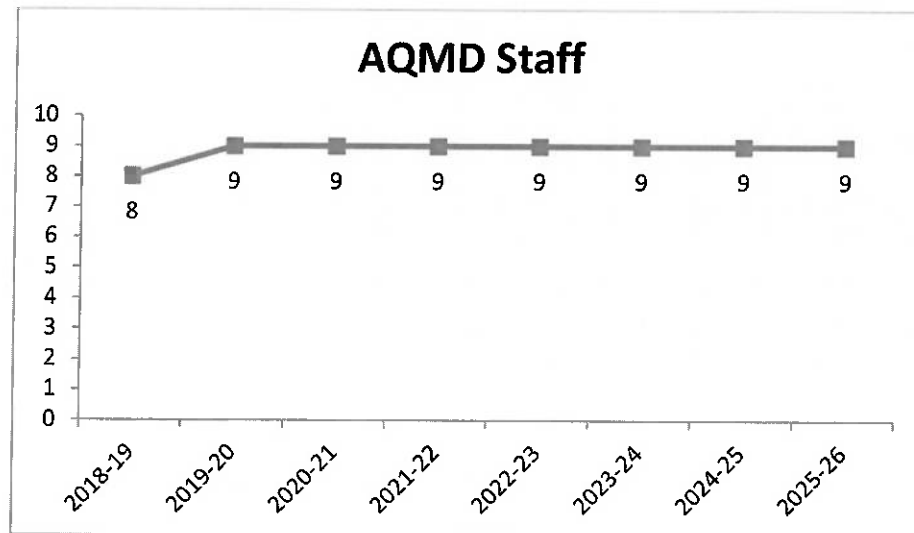
Salaries & Benefits (\$1,532,201): Comprised of salary, standby pay, callback pay & overtime costs (\$994,265); retirement (\$278,547); health insurance (\$196,311); Medicare (\$13,998); retiree health (\$12,416); deferred compensation and flexible benefit costs (\$24,769); workers compensation insurance (\$10,167); long-term disability insurance (\$1,098); and unemployment insurance (\$630).

Appropriations for Contingencies / unallocated fund balance (\$1,113,527)



Staffing Trend

AQMD's staffing remained constant for several years after separating from the Environmental Management Department in FY 2010-11. From FY2010-11 to FY2015-16, AQMD had a staff of 7.0 FTE allocations. In FY 2016-17, a Senior Department Analyst (now Program Manager) was added to increase the allocations to 8.0 FTE. In FY2018-19, the Board of Directors approved the addition of a Senior Air Quality Engineer to fulfill increased State mandated program requirements, expand the incentive programs and enhance succession planning, giving AQMD an allocation of 9.0 FTE. Since then, the District has remained at this level, with no additions or reductions in staff.



AIR QUALITY MANAGEMENT DISTRICT SUMMARY OF ORGS FY25/26 PROPOSED BUDGET						
		7110100	7120200	7130300	7140400	
OBJ:	DESCRIPTION:	OPERATIONS/ CHIMNEY SMOKE PGM & MISC GRANTS FY 25/26	AB2766 FY 25/26	AB923 FY 25/26	CARL MOYER FY 25/26	FY 25-26 TOTAL PROPOSED BUDGET
	FY 24/25 FINAL ADOPTED BUDGET (including budget transfers)					DIFFERENCE BETWEEN FINAL FY 24-25 & FY 25-26 PROPOSED BUDGETS
REVENUES:						
0000	Use of General Fund	-	-	-	-	-
0001	Use of Fund Balance	375,535	1,351,447	1,042,050	752,429	3,521,461
0003	Use of Designated Fund Balance	-	-	-	-	-
0220	Permit: Construction	41,027	-	-	-	41,027
0260	Other Licenses & Permits	866,841	-	-	-	866,841
0271	Permit: Hot Spots	1,834	-	-	-	1,834
0276	Permit: Fugitive Dust	101,180	-	-	-	101,180
0340	Penalty: Air Quality	1,500	-	-	-	1,500
0400	Interest	20,000	25,000	40,000	10,000	95,000
0541	St. Air Quality Surcharge	434,000	408,000	383,000	-	1,225,000
0880	St. Other	565,891	-	-	978,576	1,544,467
1100	Fed. Other	600,781	-	-	-	600,781
1940	Misc. Revenue	40,000	40,000	-	-	80,000
	REVENUES TOTAL:	3,048,589	1,824,447	1,465,050	1,741,005	8,079,091
EXPENDITURES:						
3000	Perm. Employees	965,367	-	-	-	965,367
3002	Overtime	7,000	-	-	-	7,000
3003	Standby Pay	16,248	-	-	-	16,248
3004	Other Comp	5,650	-	-	-	5,650
3020	Employer Share Emp Ret.	278,547	-	-	-	278,547
3022	Medicare	13,998	-	-	-	13,998
3040	Employer Health Ins.	196,311	-	-	-	196,311
3041	Employer UnEmp. Ins.	630	-	-	-	630
3042	Long Term Disab. Ins.	1,098	-	-	-	1,098
3043	Deferred Compensation	11,249	-	-	-	11,249
3046	Retiree Health	12,416	-	-	-	12,416
3060	Wk. Comp. Ins.	10,167	-	-	-	10,167
3080	Flex Benefits	13,520	-	-	-	13,520
	SUBTOTAL SALARY & BENEFITS:	1,532,201	-	-	-	1,532,201
4020	Clothing & Personal Gear	200	-	-	-	200
4040	Comm. Phn. Vender Pmt.	2,900	-	-	-	2,900
4041	Comm. Pass Thru Chrgs.	200	-	-	-	200
4080	Household Expense	100	-	-	-	100
4100	Ins. Premiums	10,645	-	-	-	10,645
4145	Maintenance Equipment	-	-	-	-	-
4160	Veh Maint. Service	100	-	-	-	100
4220	Memberships	-	-	-	-	-
4221	Memberships (Legislative)	4,550	-	-	-	4,550
4260	Office Expense	2,500	-	-	-	2,500
4261	Postage	1,375	-	-	-	1,375
4263	Subscription/Newspaper/Journals	252	-	-	-	252
4264	Books / Manuals	450	-	-	-	450
4266	Printing / Duplication	500	-	-	-	500
4300	Prof. & Special Serv	12,600	453,070	-	-	465,670
4324	Medical/Dental Lab & Ambulance Service	800	-	-	-	800
4337	Other Governmental Agencies	794	-	-	-	794
4355	Grant: Non-Governmental Agency	134,494	386,625	146,342	853,658	1,521,119
4400	Publication & Legal	72,000	-	-	-	72,000
4420	Rents & Leases: Equipment	2,880	-	-	-	2,880
4440	Rents & Leases: Building	550	-	-	-	550
4461	Equip. Minor	1,200	-	-	-	1,200
4462	Equip. Computer	250	-	-	-	250
4500	Special Dept Exp (Non 1099 INCENTIVES)	105,556	97,400	-	60,000	262,956
4502	Educational Materials	1,000	-	-	-	1,000
4539	Software License	-	-	-	-	-
4599	SDE - Other Income (1099 INCENTIVES)	165,974	-	-	40,000	205,974
4600	Transportation & Travel (No Overnight)	500	-	-	-	500
4602	Private Auto Employee Mileage (No Overnight Travel)	400	-	-	-	400
4605	Rent & Lease: Vehicle (No Overnight Travel)	18,360	6,490	-	-	24,850
4607	Bulk Fuel Purchase	4,500	-	-	-	4,500
4609	Staff Development	1,050	-	-	-	1,050
4650	Registration (Overnight Travel)	6,250	-	-	-	6,250
4651	Meals/Per Diem (Overnight Travel)	1,730	-	-	-	1,730
4652	Mileage/Fuel (Overnight Travel)	600	-	-	-	600
4653	Auto Rental (Overnight Travel)	400	-	-	-	400
4654	Airfare (Overnight Travel)	600	-	-	-	600
4655	Other Costs (Overnight Travel)	500	-	-	-	500
4656	Hotel (Overnight Travel)	4,350	-	-	-	4,350
4700	Utilities	6,000	10,000	-	-	16,000
	SUBTOTAL SERVICES & SUPPLIES:	560,858	953,585	146,342	953,658	2,614,443
5063	Principal Leases (Equipment)	1,100	-	-	-	1,100
5110	Interest: Leases (Equipment)	300	-	-	-	300
5140	Judgment & Damages	-	-	-	-	-
5240	Contribution: Non-County Governmental Agencies	-	5,228	-	-	5,228
5241	Grant: Government Agencies (Non-County)	342,317	100,000	1,113,863	722,531	2,278,711
5300	Interfund Expense: Not General	177,090	2,500	-	-	179,590
5310	Interfund: County Counsel	10,000	-	-	-	10,000
5318	Interfund: Maint Building Imp	21,400	-	-	-	21,400
	SUBTOTAL OTH. CHARGES / INTERFUND TRANSFER:	552,207	107,728	1,113,863	722,531	2,496,329
6040	Fixed Asset: Equipment	-	100,000	-	-	100,000
6045	Fixed Asset: Vehicles	-	-	-	-	-
	SUBTOTAL FIXED ASSETS:	-	100,000	-	-	100,000
7000	Operating Transfer Out	197,591	25,000	-	-	222,591
7001	Operating Transfer Out: Fleet	-	-	-	-	-
	SUBTOTAL OPERATING TRANSFERS:	197,591	25,000	-	-	222,591
7700	Appropriation for Contingencies	205,732	638,134	204,845	64,816	1,113,527
7801	Designations of Fund Balance	-	-	-	-	-
	SUBTOTAL CONTINGENCIES:	205,732	638,134	204,845	64,816	1,113,527
	EXPENDITURES TOTALS:	3,048,589	1,824,447	1,465,050	1,741,005	8,079,091
	REVENUE LESS EXPENDITURES:	-	-	-	-	-

Proposed Air Quality Management District Fee Schedule

July 1, 2025 - June 30, 2026

		CPI - 2/2024- 2/2025		Increase:		3.1%	
		July 1, 2024 - June 30, 2025		Fees as of July 1, 2025			
Program Element	Description	Rule	Current Fixed Fee	Current Unit Rate	Proposed Fixed Fee	Proposed Unit Rate	
0841	Aggregate Plants	601.3.G.2.a***	\$ 2,648	\$ -	\$ 2,730	\$ -	
0842	Asphalt Batch Plants	601.3.G.2.b***	\$ 4,821	\$ -	\$ 4,970	\$ -	
0970	Boilers, Furnaces, Process Heaters, Ovens... <5 MM BTU/hr	601.3.G.2.f***	\$ 621	\$ -	\$ 640	\$ -	
0971	Boilers, Furnaces, Process Heaters, Ovens... 5-24 MM BTU/hr	601.3.G.2.f***	\$ 789	\$ -	\$ 813	\$ -	
0972	Boilers, Furnaces, Process Heaters, Ovens... =>25 MM BTU/hr (Per BTU)	601.3.G.2.f***	\$ -	\$ 35.73	\$ -	\$ 36.84	
0891	Bulk Plants <40,000 gallons	601.3.G.2.m***	\$ 1,321	\$ -	\$ 1,362	\$ -	
0892	Bulk Plants =>40,000 gallons	601.3.G.2.m***	\$ 2,169	\$ -	\$ 2,236	\$ -	
0957	Gas Flares	601.3.G.2.g***	\$ 621	\$ -	\$ 640	\$ -	
0958	Incinerators <40 square feet	601.3.G.2.h***	\$ 621	\$ -	\$ 640	\$ -	
0959	Incinerators =>40 square feet	601.3.G.2.h***	\$ 789	\$ -	\$ 813	\$ -	
0963	Internal Combustion Engines for Backup Power <250 hp	601.3.G.2.d***	\$ 469	\$ -	\$ 484	\$ -	
0964	Internal Combustion Engines for Backup Power =>250 hp	601.3.G.2.d***	\$ 591	\$ -	\$ 609	\$ -	
0849	Landfills	601.3.G.2.i***	\$ 3,580	\$ -	\$ 3,691	\$ -	
0980	Material Handling and Collection Systems	601.3.G.2.j***	\$ 682	\$ -	\$ 703	\$ -	
0990	Miscellaneous Equipment	601.3.G.2.n***	\$ 591	\$ -	\$ 609	\$ -	
0862	Plating Lines	601.3.G.2.n***	\$ 464	\$ -	\$ 478	\$ -	
0965	Prime Power Internal Combustion Engines <500 hp	601.3.G.2.e***	\$ 842	\$ -	\$ 868	\$ -	
0966	Prime Power Internal Combustion Engines =>500 hp (per hp)	601.3.G.2.e***	\$ -	\$ 1.73	\$ -	\$ 1.78	
0857	Remediation Systems	601.3.G.2.k***	\$ 1,943	\$ -	\$ 2,003	\$ -	
0830	Source Test Observation and Report Preparation (hourly rate)	601.3.j***	\$ -	\$ 178	\$ -	\$ 184	
0954	Surface Coating Operations <520 pounds/year	601.3.G.2.c***	\$ 591	\$ -	\$ 609	\$ -	
0955	Surface Coating Operations =>520 pounds/year	601.3.G.2.c***	\$ 856	\$ -	\$ 883	\$ -	
0982	Vapor Recovery Systems, Phase One	601.3.G.2.i***	\$ 396	\$ -	\$ 408	\$ -	
0984	Vapor Recovery Systems, Phase Two	601.3.G.2.i***	\$ 1,321	\$ -	\$ 1,362	\$ -	
1004	Emissions of Carbon Monoxide CO (per ton)	601.3.B.2***	\$ -	\$ 14.26	\$ -	\$ 14.70	
1030	Emissions of VOC, SOx, NOx, TSP (per ton)	601.3.B.2***	\$ -	\$ 85.20	\$ -	\$ 87.84	
0907	Hot Spots Emissions =>10 tons (per ton passed through to State)	601.3.A&B**	\$ -	\$ 12.91	\$ -	\$ 12.91	
0907B	Hot Spots Emissions =>10 tons (per ton to AQMD)	601.3.A&B**	\$ -	\$ 17.39	\$ -	\$ 17.39	
0906	Hot Spots Emissions <10 tons, flat rate	601.3.A&B**	\$ 100	\$ -	\$ 100	\$ -	
0951	Asbestos Dust Mitigation Plan (base fee plus per acre fee)	610.3.B.1.a*	\$ 531	\$ 35.73	\$ 547	\$ 36.84	
0882	Authority to Construct Application	601.3.A.3***	\$ 482	\$ -	\$ 497	\$ -	
0899	Change of Ownership (base fee plus annual permit fees)	601.3.F***	\$ 126	\$ -	\$ 129	\$ -	
0890	Duplicate Permits	601.3.j***	\$ 34.36	\$ -	\$ 35.43	\$ -	
0942	Filing Fee	601.2.D***	\$ 126	\$ -	\$ 129	\$ -	
0927	Fugitive Dust Plans	601.3.A**	\$ 168	\$ -	\$ 173	\$ -	
0952	Geologic Evaluations	610.3.B.1****	\$ 709	\$ -	\$ 731	\$ -	
0895	Hourly Rate for AQMD staff time	609.3.A	\$ 178	\$ 178	\$ 184	\$ 184	
0944	Processing Fee (= 2 hours)	601.2.B	\$ 356	\$ -	\$ 368	\$ -	
0912	Hearing Board Variance CO Emissions (per pound)	606.3.C	\$ -	\$ 0.13	\$ -	\$ 0.13	
0909	Hearing Board Variance NOx Emissions (per pound)	606.3.C	\$ -	\$ 9.23	\$ -	\$ 9.23	
0911	Hearing Board Variance PM10 Emissions (per pound)	606.3.C	\$ -	\$ 9.00	\$ -	\$ 9.00	
0910	Hearing Board Variance SOx Emissions (per pound)	606.3.C	\$ -	\$ 3.00	\$ -	\$ 3.00	
0908	Hearing Board Variance VOC Emissions (per pound)	606.3.C	\$ -	\$ 10.00	\$ -	\$ 10.00	
	Hearing Board Filing Fee	606.3.A	\$ 286	\$ -	\$ 295	\$ -	
	Hearing Board Filing Fee Interim or Emergency Variance	606.3.A	\$ 74	\$ -	\$ 76	\$ -	

CPI Index is determined by the State of California Office of the Director - Research Unit Consumer Price Index : Selecting California CPI, All Urban Consumers, April to April of the prior year. Referenced by Rule 601.4C, 609.4B and 610.3.B.4

California Revenue and Taxation Code Section 2212: "Percentage change in the cost of living means the percentage change from April of the prior year to April 1 of the current year in the California Price Index for all items, as determined by the California Department of Industrial Relations." Due to changes in the manner the California CPI is calculated and reported by the California Department of Industrial Relations starting in 2018, April's CPI number is not available in time to release budget and fee information per California code. The District used the April 2017 - February 2018 CPI change for the FY18-19 fee calculation, are using the February 2018 - February 2019 CPI change for the FY19-20 fee calculation, and will continue using February-February CPI numbers for future years.

*Per Rule 610.4: Fees associated with Rule 610.3B, 610.3.c, 610.3D, 610.3E or 610.3F include a 50% penalty if not paid within 30 days of the date of the invoice.

**Per Rule 608.4 : Fees associated with Rule 601.3A, B or C will be charged a 50% penalty if not paid within 60 days of the date of assessment. An additional penalty of 50% is assessed after 90 days of the date of assessment. After 120 days if the fee goes unpaid, permit revocation proceedings may be initiated.

***Per Rule 601.4A: Fees associated with Rule 601.3B, 610.3.(all) include a 50% penalty if not paid by the specified due date, after which point the applicant/permittee will be notified by mail of the fee and penalty. If the fee and penalty are not paid within 30 days after notice, the application/permit will be cancelled/suspended and the applicant/permittee will be notified by mail.