

Section 4.5
CORP
Individual Project Summaries



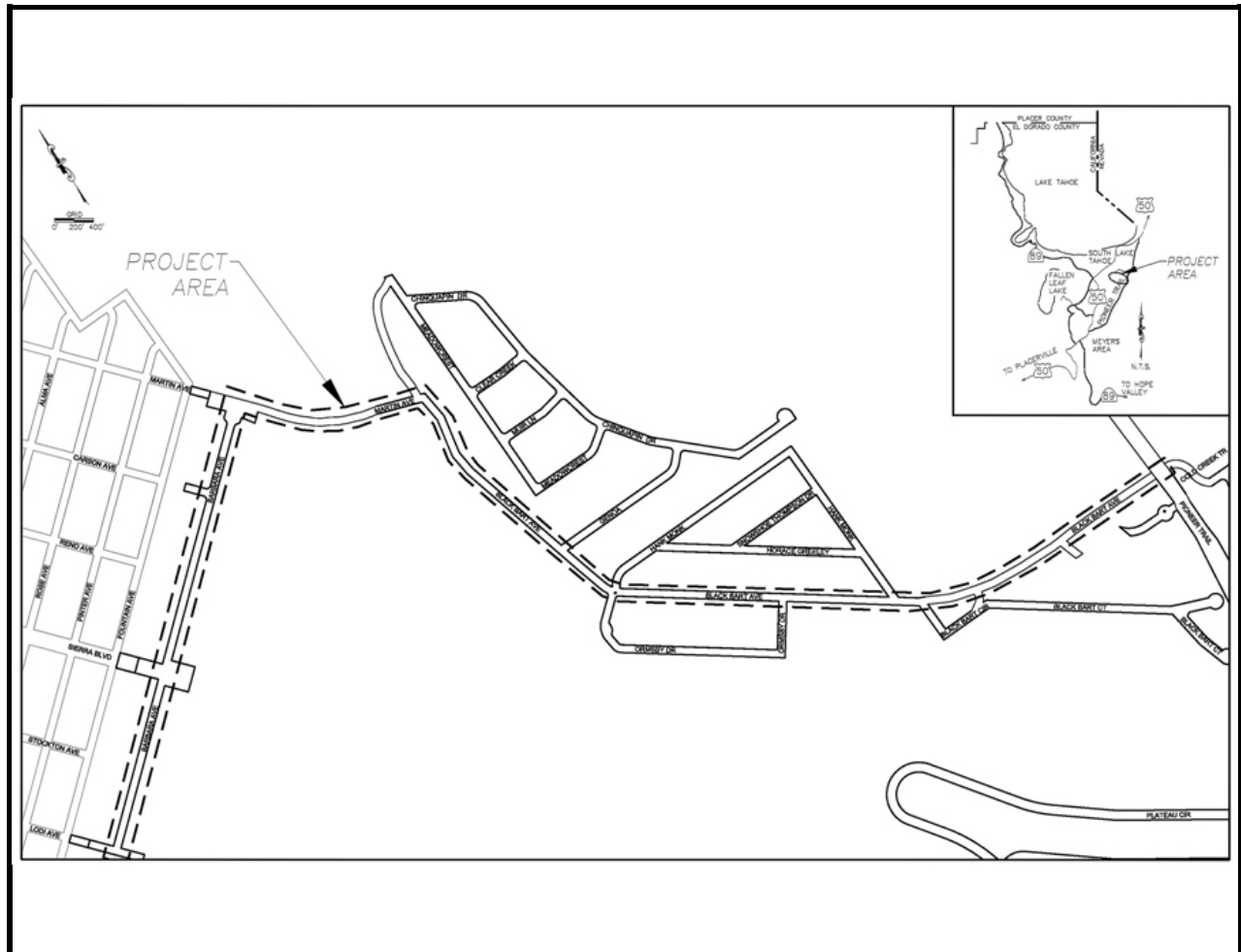
Black Bart Avenue, Barbara Avenue and Martin Avenue Overlay

CIP Project Summary

Project No: 72188

Type: Roadway

Supervisor District(s) 5



Project Description:

Pavement rehabilitation and new Asphalt Concrete overlay at Black Bart Avenue, Barbara Avenue and Martin Avenue.

Expenditures thru 6/30/2015: \$0

Project Initiation Date: 06/11/14



Black Bart Avenue, Barbara Avenue and Martin Avenue Overlay

Financing Plan & Tentative Schedule

Project No: 72188

Type: Roadway

Supervisor District(s) 5

All Figures in Thousands

Revenue by Funding Source	Prior FY*	FY 15/16	FY 16/17	FY 17/18	FY 18/19	FY 19/20	FY 20/21-24/25	FY 25/26-35/36	Total
General Fund	\$0	\$500	\$0	\$0	\$0	\$0	\$0	\$0	\$500
Road Fund/Discretionary	\$48	\$66	\$0	\$0	\$0	\$0	\$0	\$0	\$114
RSTP Exchange Funds-TRPA	\$0	\$155	\$0	\$0	\$0	\$0	\$0	\$0	\$155
Total	\$48	\$721	\$0	\$0	\$0	\$0	\$0	\$0	\$769

All Figures in Thousands

Expenditures	Prior FY*	FY 15/16	FY 16/17	FY 17/18	FY 18/19	FY 19/20	FY 20/21-24/25	FY 25/26-35/36	Total
Planning/Env - Consultant	\$0	\$0	\$0	\$0	\$0	\$0	\$0	\$0	\$0
Planning/Env - Staff	\$0	\$0	\$0	\$0	\$0	\$0	\$0	\$0	\$0
Design - Consultant	\$1	\$0	\$0	\$0	\$0	\$0	\$0	\$0	\$1
Design - Staff	\$31	\$4	\$0	\$0	\$0	\$0	\$0	\$0	\$35
Construction Mgmt - Consultant	\$1	\$3	\$0	\$0	\$0	\$0	\$0	\$0	\$4
Construction Mgmt - Staff	\$0	\$70	\$0	\$0	\$0	\$0	\$0	\$0	\$70
Direct Construction Costs	\$15	\$644	\$0	\$0	\$0	\$0	\$0	\$0	\$658
Total	\$48	\$721	\$0	\$0	\$0	\$0	\$0	\$0	\$769

Project Schedule	Prior FY*	FY 15/16	FY 16/17	FY 17/18	FY 18/19	FY 19/20	FY 20/21-24/25	FY 25/26-35/36	
Planning/Environmental									
Design									
Right Of Way									
Construction									
Environmental Monitoring									

*Prior FY includes actual revenue and expenditures through 06/30/15.



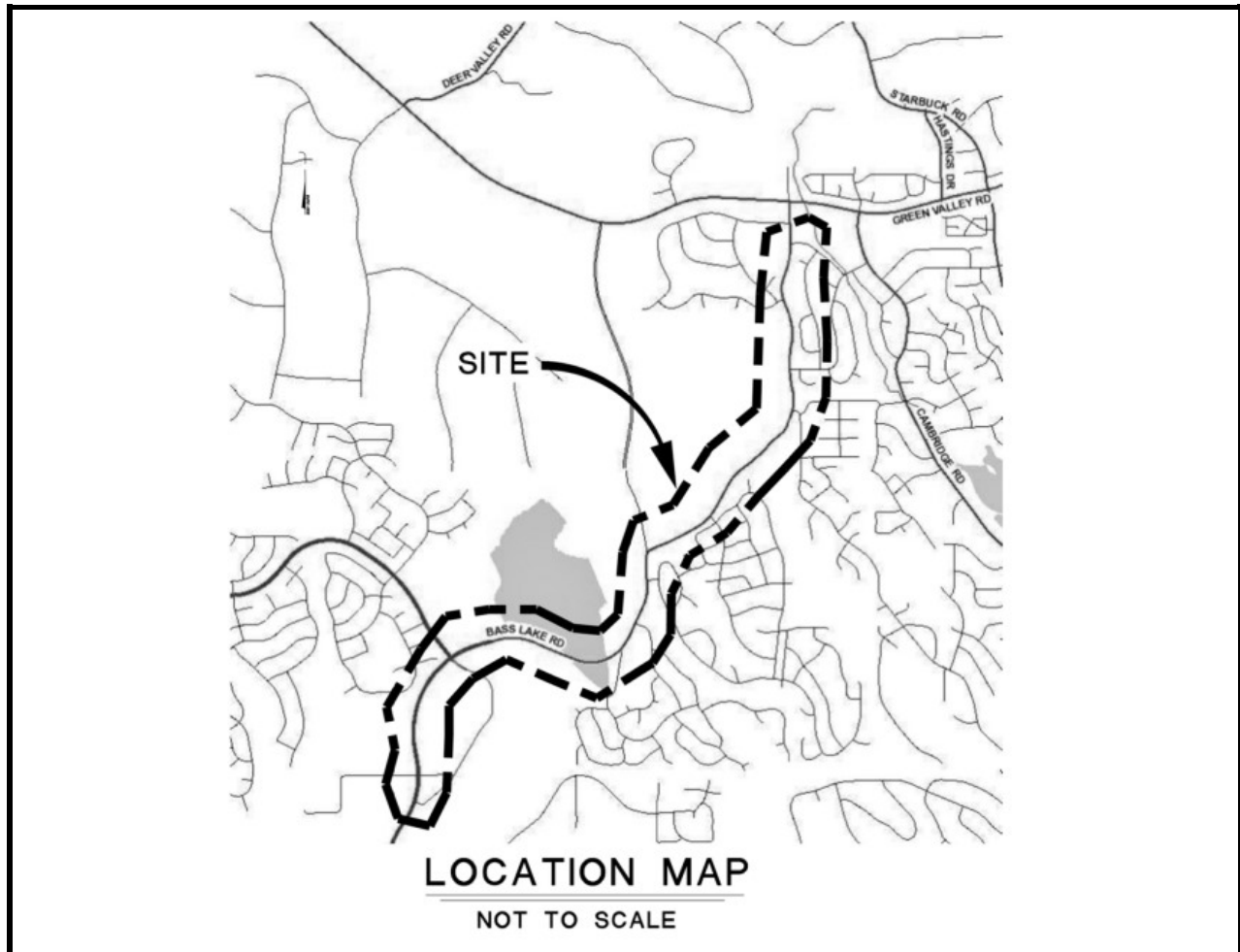
Overlay - Bass Lake Road

CIP Project Summary

Project No: 72189

Type: Roadway

Supervisor District(s) 1



Project Description:

Road surface rehabilitation project consisting of an asphalt concrete overlay on Bass Lake Road from the intersection of Old Sienna Ridge Road to Parkdale Lane.

Expenditures thru 6/30/2015: \$0

Project Initiation Date: 07/01/14



Overlay - Bass Lake Road

Financing Plan & Tentative Schedule

Project No: 72189

Type: Roadway

Supervisor District(s) 1

All Figures in Thousands

Revenue	by Funding Source	Prior FY*	FY 15/16	FY 16/17	FY 17/18	FY 18/19	FY 19/20	FY 20/21- 24/25	FY 25/26- 35/36	Total
Road Fund/Discretionary		\$0	\$4	\$0	\$0	\$0	\$0	\$0	\$0	\$4
RSTP Federal Funds-Urban		\$43	\$766	\$0	\$0	\$0	\$0	\$0	\$0	\$809
Total		\$43	\$770	\$0	\$0	\$0	\$0	\$0	\$0	\$813

All Figures in Thousands

Expenditures	Prior FY*	FY 15/16	FY 16/17	FY 17/18	FY 18/19	FY 19/20	FY 20/21- 24/25	FY 25/26- 35/36	Total
Planning - Staff	\$5	\$0	\$0	\$0	\$0	\$0	\$0	\$0	\$5
Design - Consultant	\$0	\$2	\$0	\$0	\$0	\$0	\$0	\$0	\$3
Design - Staff	\$38	\$18	\$0	\$0	\$0	\$0	\$0	\$0	\$56
Construction Mgmt - Consultant	\$0	\$0	\$0	\$0	\$0	\$0	\$0	\$0	\$0
Construction Mgmt - Staff	\$0	\$86	\$0	\$0	\$0	\$0	\$0	\$0	\$86
Direct Construction Costs	\$0	\$663	\$0	\$0	\$0	\$0	\$0	\$0	\$663
Total	\$43	\$770	\$0	\$0	\$0	\$0	\$0	\$0	\$813

Project Schedule	Prior FY*	FY 15/16	FY 16/17	FY 17/18	FY 18/19	FY 19/20	FY 20/21- 24/25	FY 25/26- 35/36	
Planning/Environmental									
Design									
Right Of Way									
Construction									
Environmental Monitoring									

*Prior FY includes actual revenue and expenditures through 06/30/15.



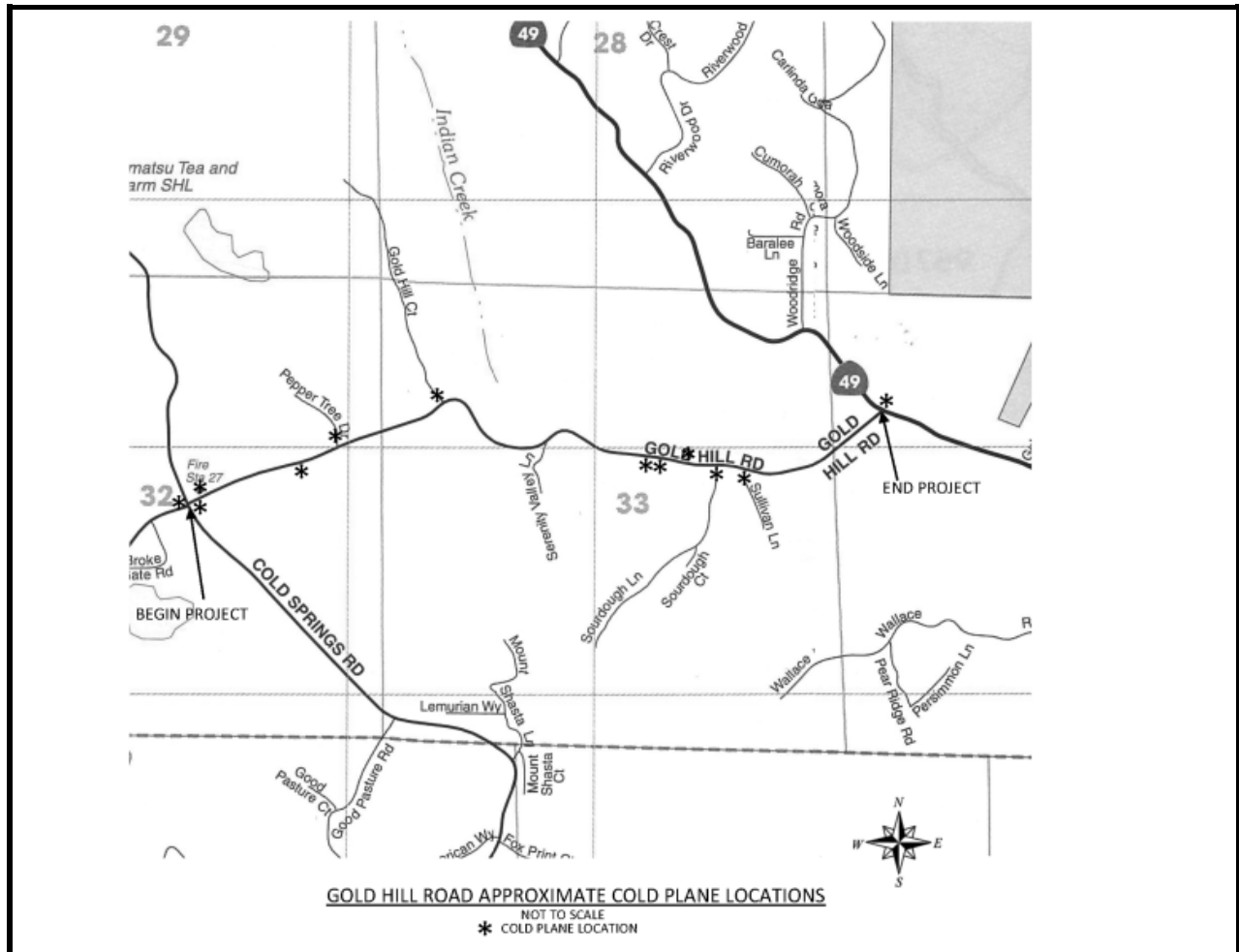
Overlay - Gold Hill

CIP Project Summary

Project No: 72119

Type: Roadway

Supervisor District(s) 4



Project Description:

Road surface rehabilitation project consisting of an asphalt concrete overlay on Gold Hill Road between Cold Springs Road and State Route 49.

Expenditures thru 6/30/2015: \$0

Project Initiation Date: 07/01/14



Overlay - Gold Hill

Financing Plan & Tentative Schedule

Project No: 72119

Type: Roadway

Supervisor District(s) 4

All Figures in Thousands

Revenue by Funding Source	Prior FY*	FY 15/16	FY 16/17	FY 17/18	FY 18/19	FY 19/20	FY 20/21-24/25	FY 25/26-35/36	Total
Local Funds - Tribe	\$459	\$76	\$0	\$0	\$0	\$0	\$0	\$0	\$535
Road Fund/Discretionary	\$18	(\$18)	\$0	\$0	\$0	\$0	\$0	\$0	\$0
Total	\$478	\$58	\$0	\$0	\$0	\$0	\$0	\$0	\$535

All Figures in Thousands

Expenditures	Prior FY*	FY 15/16	FY 16/17	FY 17/18	FY 18/19	FY 19/20	FY 20/21-24/25	FY 25/26-35/36	Total
Planning/Env - Consultant	\$0	\$0	\$0	\$0	\$0	\$0	\$0	\$0	\$0
Planning/Env - Staff	\$21	\$0	\$0	\$0	\$0	\$0	\$0	\$0	\$21
Design - Consultant	\$2	\$0	\$0	\$0	\$0	\$0	\$0	\$0	\$2
Design - Staff	\$62	\$0	\$0	\$0	\$0	\$0	\$0	\$0	\$62
Right of Way - Staff	\$0	\$0	\$0	\$0	\$0	\$0	\$0	\$0	\$0
Construction Mgmt - Consultant	\$1	\$4	\$0	\$0	\$0	\$0	\$0	\$0	\$5
Construction Mgmt - Staff	\$22	\$17	\$0	\$0	\$0	\$0	\$0	\$0	\$39
Direct Construction Costs	\$370	\$37	\$0	\$0	\$0	\$0	\$0	\$0	\$407
Total	\$477	\$58	\$0	\$0	\$0	\$0	\$0	\$0	\$535

Project Schedule	Prior FY*	FY 15/16	FY 16/17	FY 17/18	FY 18/19	FY 19/20	FY 20/21-24/25	FY 25/26-35/36	
Planning/Environmental									
Design									
Right Of Way									
Construction									
Environmental Monitoring									

*Prior FY includes actual revenue and expenditures through 06/30/15.



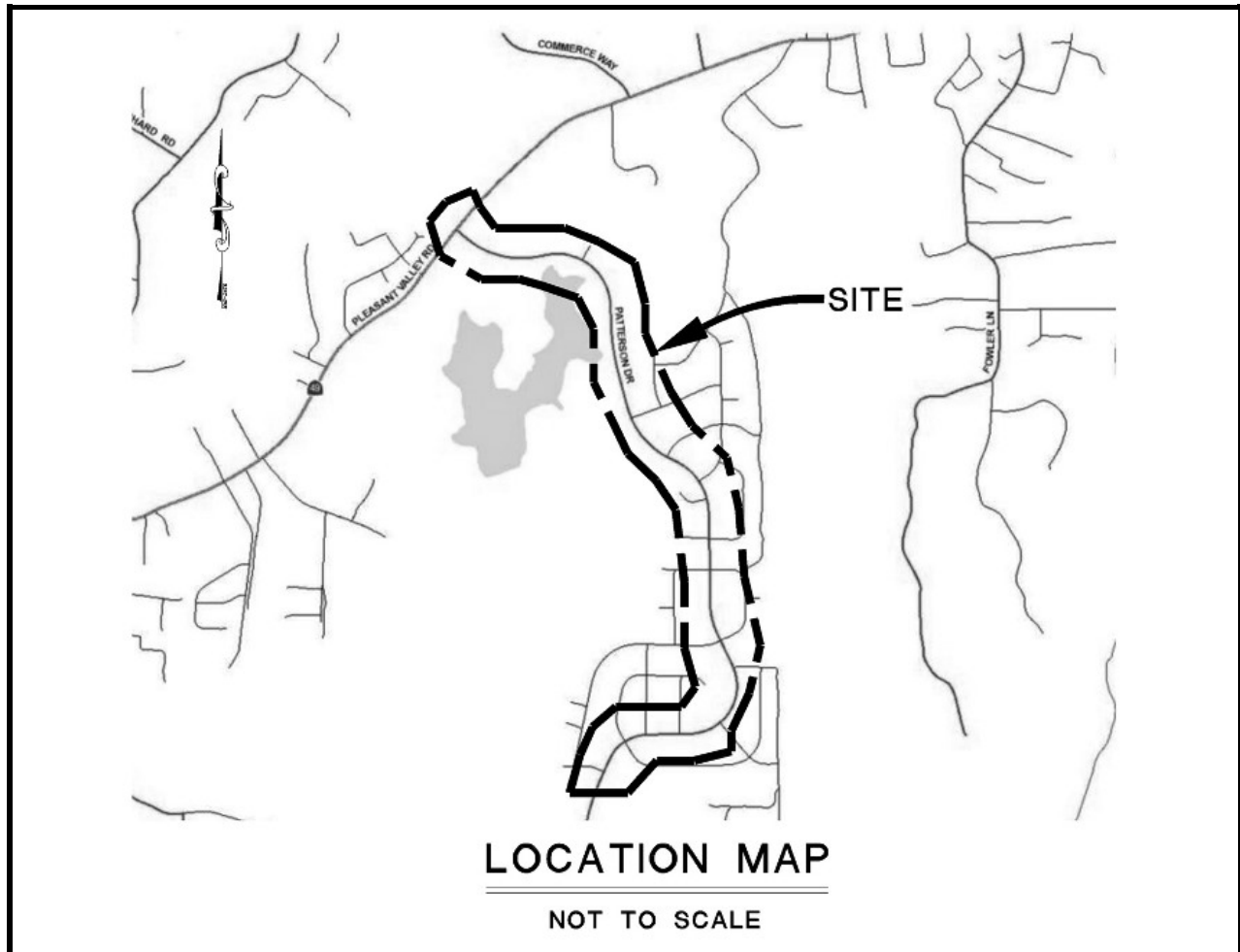
Overlay - Patterson Drive and Missouri Flat Road

CIP Project Summary

Project No: 72190

Type: Roadway

Supervisor District(s) 3



Project Description:

Road surface rehabilitation project consisting of a profile grind, geotextile pavement reinforcement layer, and a 0.20 foot layer of new asphalt concrete on Patterson Drive between Lake Oaks Drive and Solstice Circle. The project also includes a 0.20 foot grind, geotextile pavement reinforcement layer, minor traffic signal system work, and a 0.20 layer of new asphalt concrete on Missouri Flat Road from State Route 49 to 700 feet north of State Route 49.

Expenditures thru 6/30/2015: \$0

Project Initiation Date: 07/01/15



Overlay - Patterson Drive and Missouri Flat Road

Financing Plan & Tentative Schedule

Project No: 72190

Type: Roadway

Supervisor District(s) 3

All Figures in Thousands

Revenue by Funding Source	Prior FY*	FY 15/16	FY 16/17	FY 17/18	FY 18/19	FY 19/20	FY 20/21-24/25	FY 25/26-35/36	Total
Local Funds - Tribe	\$0	\$271	\$980	\$0	\$0	\$0	\$0	\$0	\$1,251
Total	\$0	\$271	\$980	\$0	\$0	\$0	\$0	\$0	\$1,251

All Figures in Thousands

Expenditures	Prior FY*	FY 15/16	FY 16/17	FY 17/18	FY 18/19	FY 19/20	FY 20/21-24/25	FY 25/26-35/36	Total
Planning/Env - Staff	\$0	\$20	\$0	\$0	\$0	\$0	\$0	\$0	\$20
Design - Consultant	\$0	\$0	\$0	\$0	\$0	\$0	\$0	\$0	\$0
Design - Staff	\$0	\$140	\$0	\$0	\$0	\$0	\$0	\$0	\$140
Construction Mgmt - Consultant	\$0	\$1	\$0	\$0	\$0	\$0	\$0	\$0	\$1
Construction Mgmt - Staff	\$0	\$10	\$105	\$0	\$0	\$0	\$0	\$0	\$115
Direct Construction Costs	\$0	\$100	\$875	\$0	\$0	\$0	\$0	\$0	\$975
Total	\$0	\$271	\$980	\$0	\$0	\$0	\$0	\$0	\$1,251

Project Schedule	Prior FY*	FY 15/16	FY 16/17	FY 17/18	FY 18/19	FY 19/20	FY 20/21-24/25	FY 25/26-35/36	
Planning/Environmental									
Design									
Right Of Way									
Construction									
Environmental Monitoring									

*Prior FY includes actual revenue and expenditures through 06/30/15.



Cost Estimate by Phase Summary CORP

All Figures In Thousands

	<i>Prior*</i>	<i>15/16</i>	<i>16/17</i>	<i>17/18</i>	<i>18/19</i>	<i>19/20</i>	<i>20/21- 24/25</i>	<i>25/26- 35/36</i>	<i>Total</i>
<i>Construction Mgmt - Consultant</i>	2	8	0	0	0	0	0	0	10
<i>Construction Mgmt - Staff</i>	22	184	105	0	0	0	0	0	310
<i>Design - Consultant</i>	3	3	0	0	0	0	0	0	6
<i>Design - Staff</i>	131	162	0	0	0	0	0	0	293
<i>Direct Construction Costs</i>	385	1,443	875	0	0	0	0	0	2,703
<i>Planning - Staff</i>	5	0	0	0	0	0	0	0	5
<i>Planning/Env - Consultant</i>	0	0	0	0	0	0	0	0	0
<i>Planning/Env - Staff</i>	21	20	0	0	0	0	0	0	41
<i>Right of Way - Staff</i>	0	0	0	0	0	0	0	0	0
Totals	568	1,820	980	0	0	0	0	0	3,368



Revenue Source Summary CORP

All Figures In Thousands

	<i>Prior*</i>	<i>15/16</i>	<i>16/17</i>	<i>17/18</i>	<i>18/19</i>	<i>19/20</i>	<i>20/21- 24/25</i>	<i>25/26- 35/36</i>	<i>Total</i>
General Fund	0	500	0	0	0	0	0	0	500
Local Funds - Tribe	459	348	980	0	0	0	0	0	1,787
Road Fund/Discretionary	66	52	0	0	0	0	0	0	118
RSTP Exchange Funds-TRPA	0	155	0	0	0	0	0	0	155
RSTP Federal Funds-Urban	43	766	0	0	0	0	0	0	809
<i>Totals</i>	568	1,820	980	0	0	0	0	0	3,368