

Parks & Trails CIP

Parks & Trails Capital Improvement Program


The Parks & Trails responsibilities were assigned to DOT in March of 2009. The 2010 CIP includes projects that had some form of financial commitment made prior to DOT's assuming Parks & Trails. DOT plans to complete a comprehensive "Parks & Trails Master Plan" for the entire County and present it for review and approval by the Board of Supervisors later in the year. This Master Plan will then be DOT's road map for the Parks & Trails CIP in future years.

Project Index

<i>Project Number</i>	<i>Project Description</i>	<i>Total Cost</i>	<i>Page Number</i>
Parks & Trails			
<u>Parks & Trails</u>			
97200	Bass Lake Regional Park	\$131,240	3
97009	Bradford Park Restroom Installation	\$100,000	5
97202	Chili Bar Park	\$28,000	7
97203	Cronan Ranch Regional Park	\$19,366	9
97006	Diamond Springs Park	\$100,000	11
97201	El Dorado County Parks and Trails Master Plan	\$236,000	13
97012	El Dorado Trail - Los Trampas to Halcon	\$520,431	15
97010	Fairgrounds - Walker Ball Fields	\$190,000	17
97008	Pollock Pines Regional Park	\$408,484	19
97005	SMUD Trail	\$329,000	21
	Subtotal:	\$2,062,521	
<u>Pedestrian Way and Bike Path</u>			
71380	El Dorado Trail Improvement Project - Forni Road to Missouri Flat Road	\$1,715,588	23
	Subtotal:	\$1,715,588	
	Total:	\$3,778,109	
	Parks & Trails - Cost Estimate by Phase Summary	\$3,778,109	25
	Parks & Trails - Revenue Source Summary	\$3,778,109	26



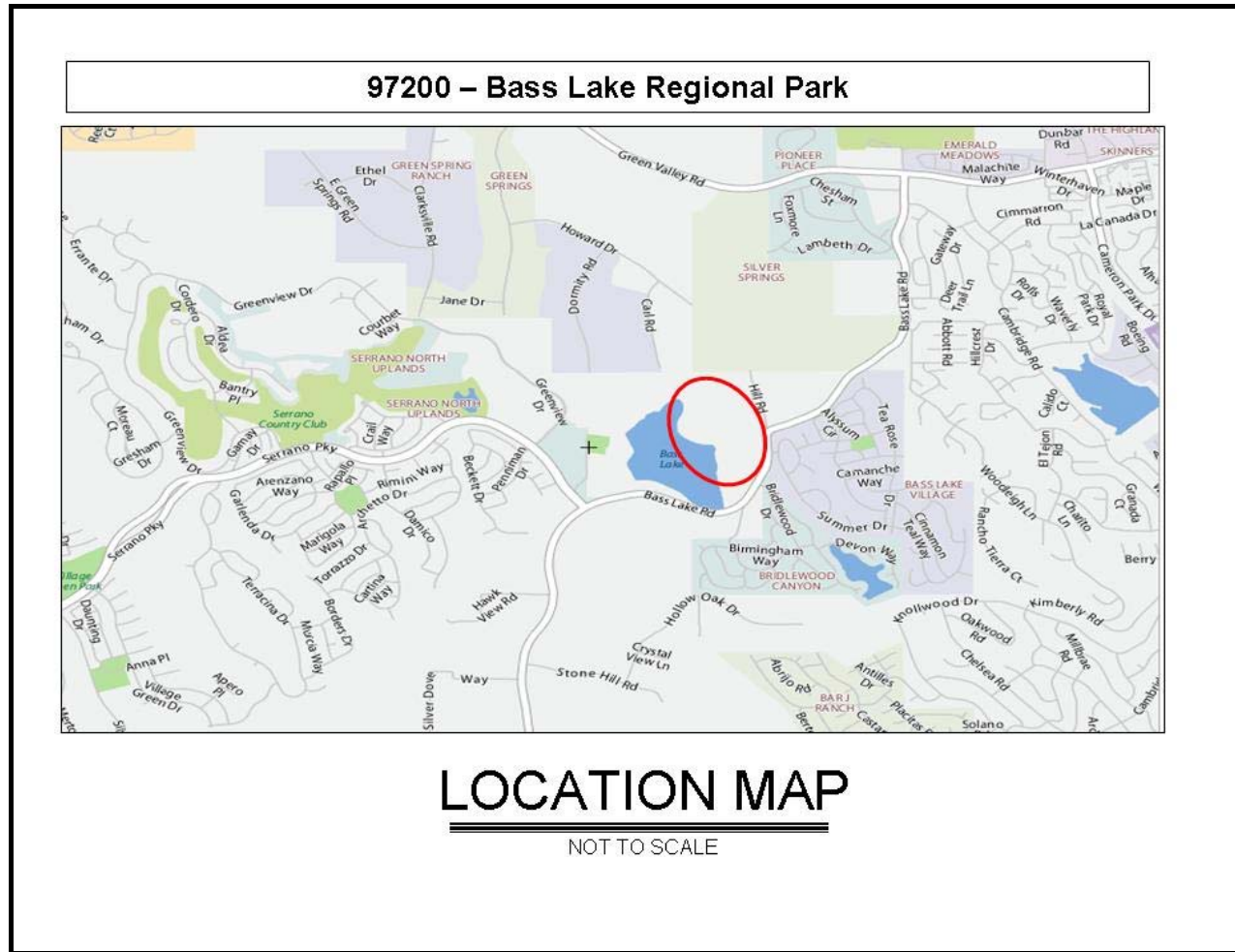
Bass Lake Regional Park CIP Project Summary



Project No: 97200

Type: Parks & Trails

Supervisor District(s) 4



Project Description:

Current Phase: Prepare a master plan for the development of the Bass Lake Regional Park.



Bass Lake Regional Park Financing Plan & Tentative Schedule



Project No: 97200

Type: Parks & Trails

Supervisor District(s) 4

All Figures in Thousands

Revenues	Prior	09/10	10/11	11/12	12/13	13/14	14/15-18/19	Future	Total
ACO-Accumulative Capital Outlay-Parks	\$0	\$10	\$0	\$19	\$0	\$0	\$0	\$0	\$29
General Fund	\$0	\$0	\$0	\$50	\$0	\$0	\$0	\$0	\$50
Prop 40	\$0	\$0	\$52	\$0	\$0	\$0	\$0	\$0	\$52
Quimby Fees	\$0	\$0	\$0	\$0	\$0	\$0	\$0	\$0	\$0
Total	\$0	\$10	\$52	\$69	\$0	\$0	\$0	\$0	\$131

All Figures in Thousands

Expenditures	Prior	09/10	10/11	11/12	12/13	13/14	14/15-18/19	Future	Total
Planning/Env - Consultant	\$0	\$0	\$0	\$0	\$0	\$0	\$0	\$0	\$0
Planning/Env - Staff	\$0	\$0	\$0	\$69	\$0	\$0	\$0	\$0	\$69
Right of Way - Acquisition	\$0	\$1	\$50	\$0	\$0	\$0	\$0	\$0	\$51
Right of Way - Consultant	\$0	\$6	\$0	\$0	\$0	\$0	\$0	\$0	\$6
Right of Way - Staff	\$0	\$3	\$2	\$0	\$0	\$0	\$0	\$0	\$5
Total	\$0	\$10	\$52	\$69	\$0	\$0	\$0	\$0	\$131

Project Schedule	Prior	09/10	10/11	11/12	12/13	13/14	14/15-18/19	Future	
Planning/Environmental									
Design									
Right Of Way									
Construction									



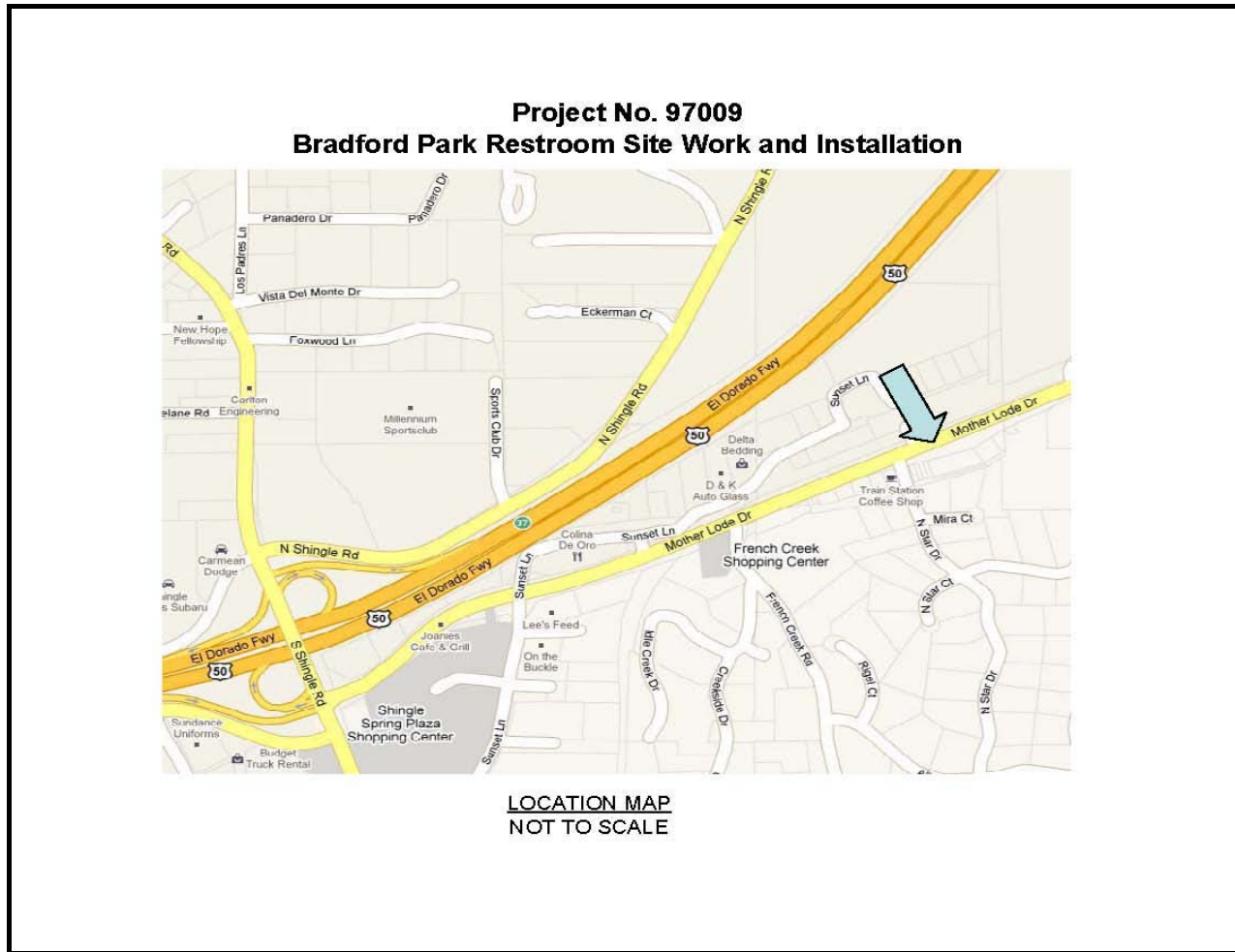
Bradford Park Restroom Installation CIP Project Summary



Project No: 97009

Type: Parks & Trails

Supervisor District(s) 2



Project Description:

Installation of a concrete modular unit (CMU) bathroom building. The building will replace the 2 portable toilets that are currently being used. The building is a pre-engineered kit that comes complete with fixtures and accessories.



Bradford Park Restroom Installation Financing Plan & Tentative Schedule



Project No: 97009

Type: Parks & Trails

Supervisor District(s) 2

All Figures in Thousands

Revenues	Prior	09/10	10/11	11/12	12/13	13/14	14/15-18/19	Future	Total
ACO-Accumulative Capital Outlay-Parks	\$0	\$17	\$24	\$0	\$0	\$0	\$0	\$0	\$41
General Fund	\$0	\$50	\$0	\$0	\$0	\$0	\$0	\$0	\$50
Quimby Fees	\$0	\$2	\$0	\$0	\$0	\$0	\$0	\$0	\$2
State Parks-Robert Z'Berg Harris (RZH)	\$0	\$7	\$0	\$0	\$0	\$0	\$0	\$0	\$7
Total	\$0	\$76	\$24	\$0	\$0	\$0	\$0	\$0	\$100


All Figures in Thousands

Expenditures	Prior	09/10	10/11	11/12	12/13	13/14	14/15-18/19	Future	Total
Design - Consultant	\$0	\$0	\$0	\$0	\$0	\$0	\$0	\$0	\$0
Design - Staff	\$0	\$8	\$2	\$0	\$0	\$0	\$0	\$0	\$10
Construction Mgmt - Staff	\$0	\$8	\$2	\$0	\$0	\$0	\$0	\$0	\$10
Direct Construction Costs	\$0	\$60	\$20	\$0	\$0	\$0	\$0	\$0	\$80
Total	\$0	\$76	\$24	\$0	\$0	\$0	\$0	\$0	\$100

Project Schedule	Prior	09/10	10/11	11/12	12/13	13/14	14/15-18/19	Future	
Planning/Environmental									
Design									
Right Of Way									
Construction									



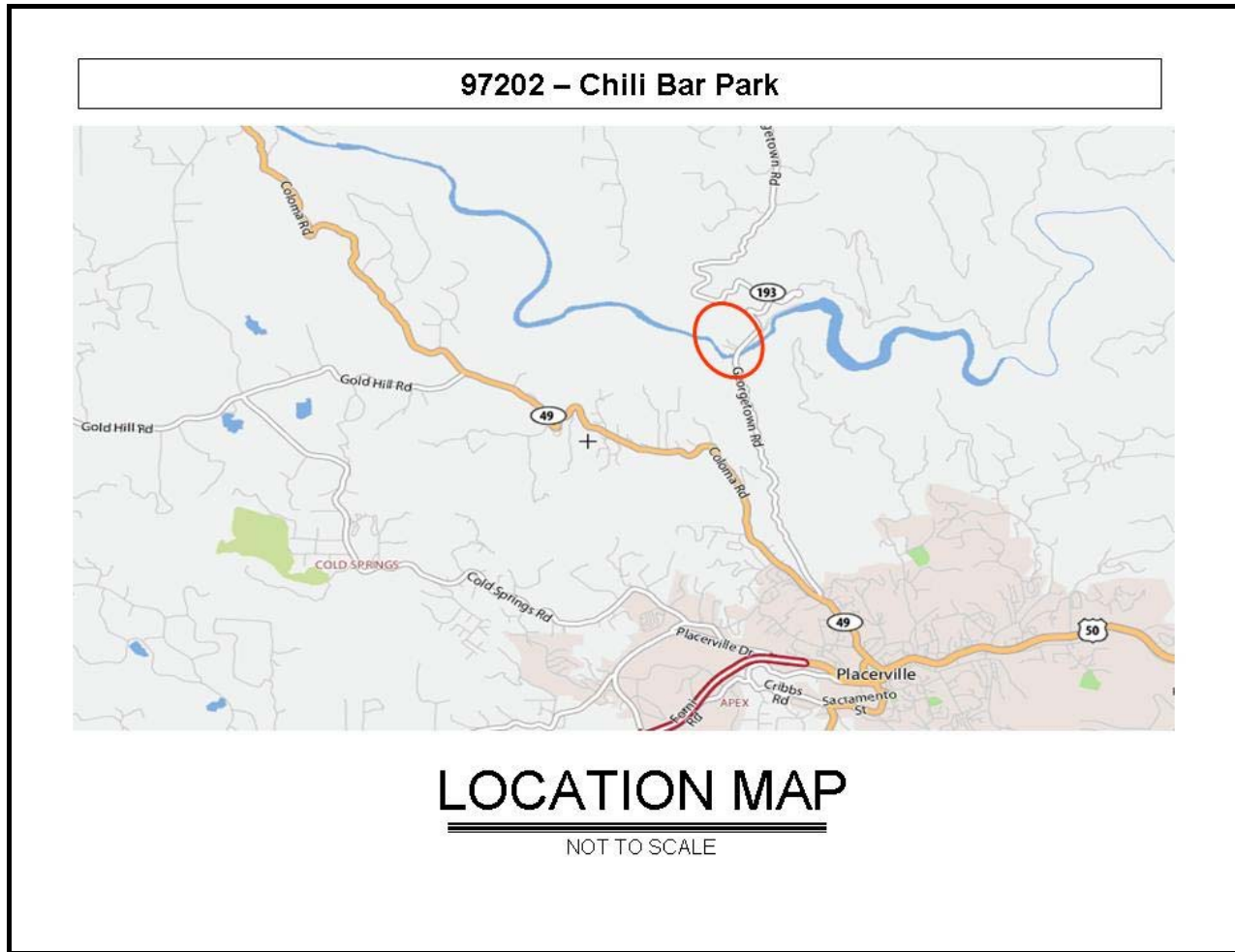
Chili Bar Park CIP Project Summary



Project No: 97202

Type: Parks & Trails

Supervisor District(s) 3, 4



Project Description:

Project is to complete the Master Plan for the Chili Bar Park and start the PS&ED and ROW for the park improvements.



Chili Bar Park

Financing Plan & Tentative Schedule



Project No: 97202

Type: Parks & Trails

Supervisor District(s) 3, 4

All Figures in Thousands

Revenues	Prior	09/10	10/11	11/12	12/13	13/14	14/15-18/19	Future	Total
ACO-Accumulative Capital Outlay-Parks	\$0	\$0	\$18	\$0	\$0	\$0	\$0	\$0	\$18
River Trust Fund	\$0	\$10	\$0	\$0	\$0	\$0	\$0	\$0	\$10
Total	\$0	\$10	\$18	\$0	\$0	\$0	\$0	\$0	\$28

All Figures in Thousands

Expenditures	Prior	09/10	10/11	11/12	12/13	13/14	14/15-18/19	Future	Total
Planning/Env - Consultant	\$0	\$3	\$5	\$0	\$0	\$0	\$0	\$0	\$8
Planning/Env - Staff	\$0	\$2	\$3	\$0	\$0	\$0	\$0	\$0	\$5
Right of Way - Acquisition	\$0	\$0	\$0	\$0	\$0	\$0	\$0	\$0	\$0
Right of Way - Staff	\$0	\$5	\$10	\$0	\$0	\$0	\$0	\$0	\$15
Total	\$0	\$10	\$18	\$0	\$0	\$0	\$0	\$0	\$28

Project Schedule	Prior	09/10	10/11	11/12	12/13	13/14	14/15-18/19	Future	
Planning/Environmental									
Design									
Right Of Way									
Construction									



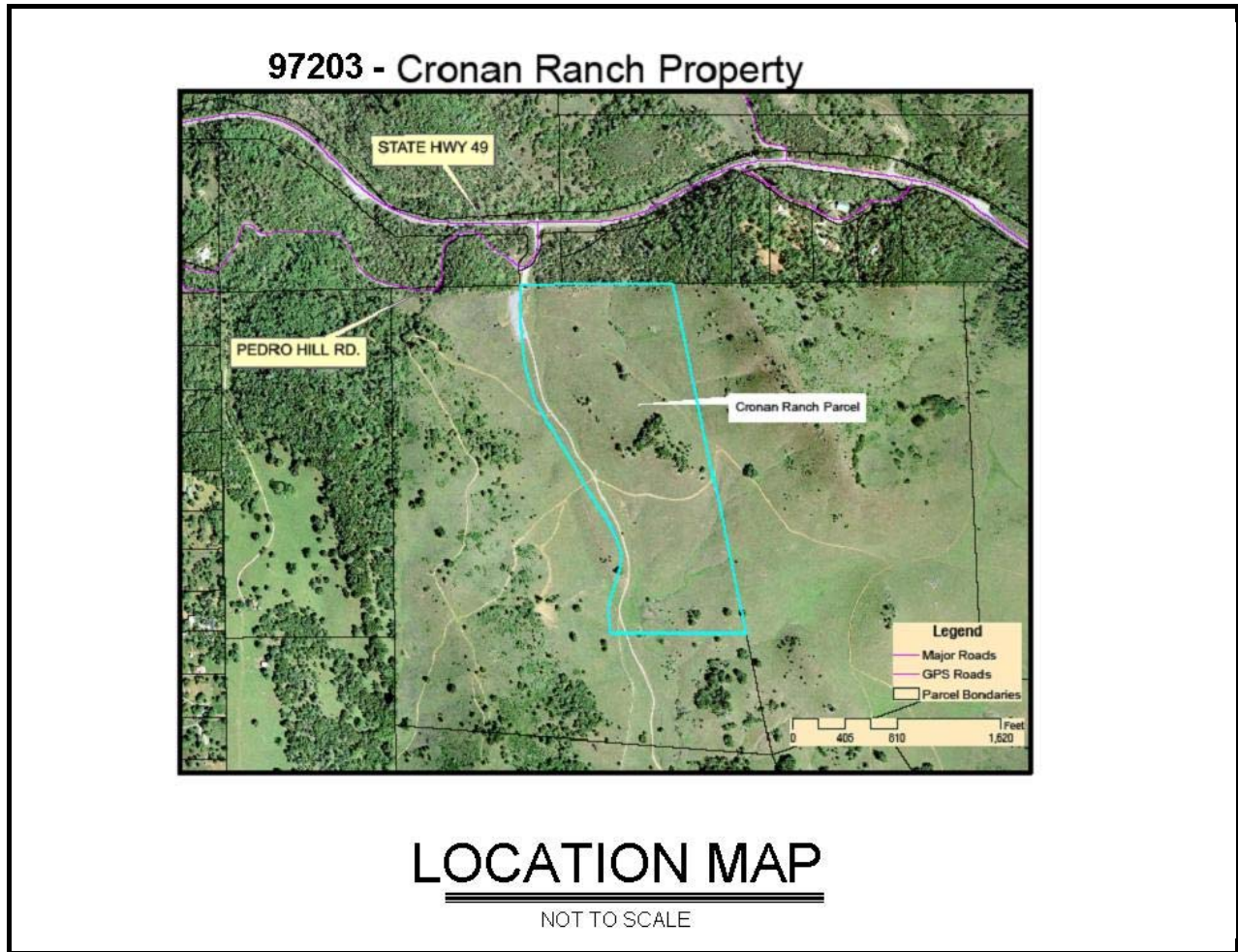
Cronan Ranch Regional Park CIP Project Summary



Project No: 97203

Type: Parks & Trails

Supervisor District(s) 4



Project Description:

Current Phase: Develop a Park Master Plan for the Cronan Ranch property in conjunction with the Georgetown Divide Parks and Recreation District



Cronan Ranch Regional Park Financing Plan & Tentative Schedule



Project No: 97203

Type: Parks & Trails

Supervisor District(s) 4

All Figures in Thousands

Revenues	Prior	09/10	10/11	11/12	12/13	13/14	14/15-18/19	Future	Total
ACO-Accumulative Capital Outlay-Parks	\$0	\$0	\$0	\$19	\$0	\$0	\$0	\$0	\$19
Total	\$0	\$0	\$0	\$19	\$0	\$0	\$0	\$0	\$19

All Figures in Thousands

Expenditures	Prior	09/10	10/11	11/12	12/13	13/14	14/15-18/19	Future	Total
Planning - Staff	\$0	\$0	\$0	\$19	\$0	\$0	\$0	\$0	\$19
Total	\$0	\$0	\$0	\$19	\$0	\$0	\$0	\$0	\$19

Project Schedule	Prior	09/10	10/11	11/12	12/13	13/14	14/15-18/19	Future	
Planning/Environmental									
Design									
Right Of Way									
Construction									



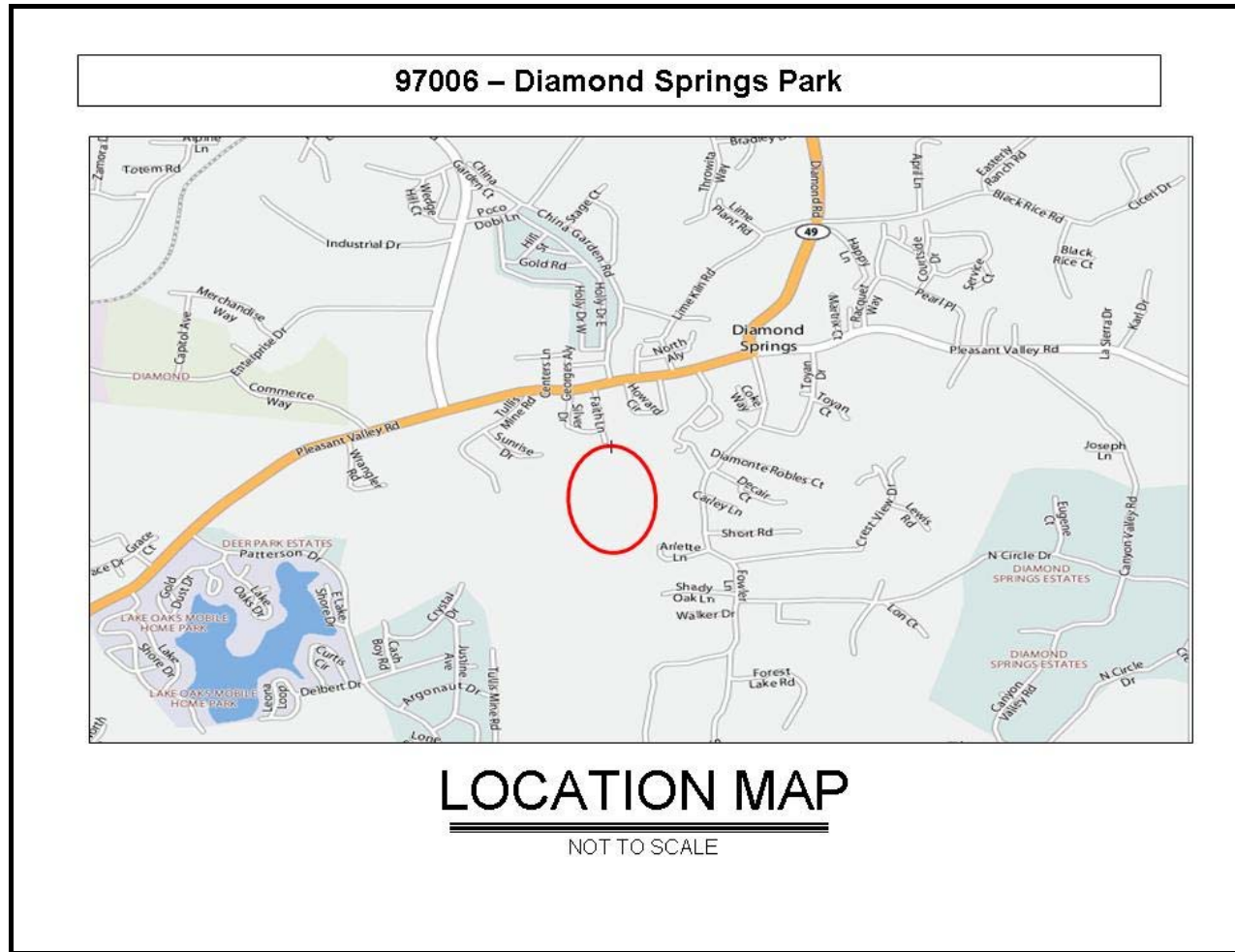
Diamond Springs Park CIP Project Summary



Project No: 97006

Type: Parks & Trails

Supervisor District(s) 3



Project Description:

Current Phase: Develop a plan and design for a park at the end of Faith Lane on 5 acres of land owned by the County for the Diamond Springs Area.



Diamond Springs Park Financing Plan & Tentative Schedule



Project No: 97006

Type: Parks & Trails

Supervisor District(s) 3

All Figures in Thousands

Revenues	Prior	09/10	10/11	11/12	12/13	13/14	14/15-18/19	Future	Total
ACO-Accumulative Capital Outlay-Parks	\$0	\$0	\$8	\$0	\$0	\$0	\$0	\$0	\$8
To Be Determined	\$0	\$0	\$0	\$92	\$0	\$0	\$0	\$0	\$92
Total	\$0	\$0	\$8	\$92	\$0	\$0	\$0	\$0	\$100

All Figures in Thousands

Expenditures	Prior	09/10	10/11	11/12	12/13	13/14	14/15-18/19	Future	Total
Planning/Env - Staff	\$0	\$0	\$8	\$42	\$0	\$0	\$0	\$0	\$50
Design - Staff	\$0	\$0	\$0	\$50	\$0	\$0	\$0	\$0	\$50
Total	\$0	\$0	\$8	\$92	\$0	\$0	\$0	\$0	\$100

Project Schedule	Prior	09/10	10/11	11/12	12/13	13/14	14/15-18/19	Future	
Planning/Environmental									
Design									
Right Of Way									
Construction									



El Dorado County Parks and Trails Master Plan

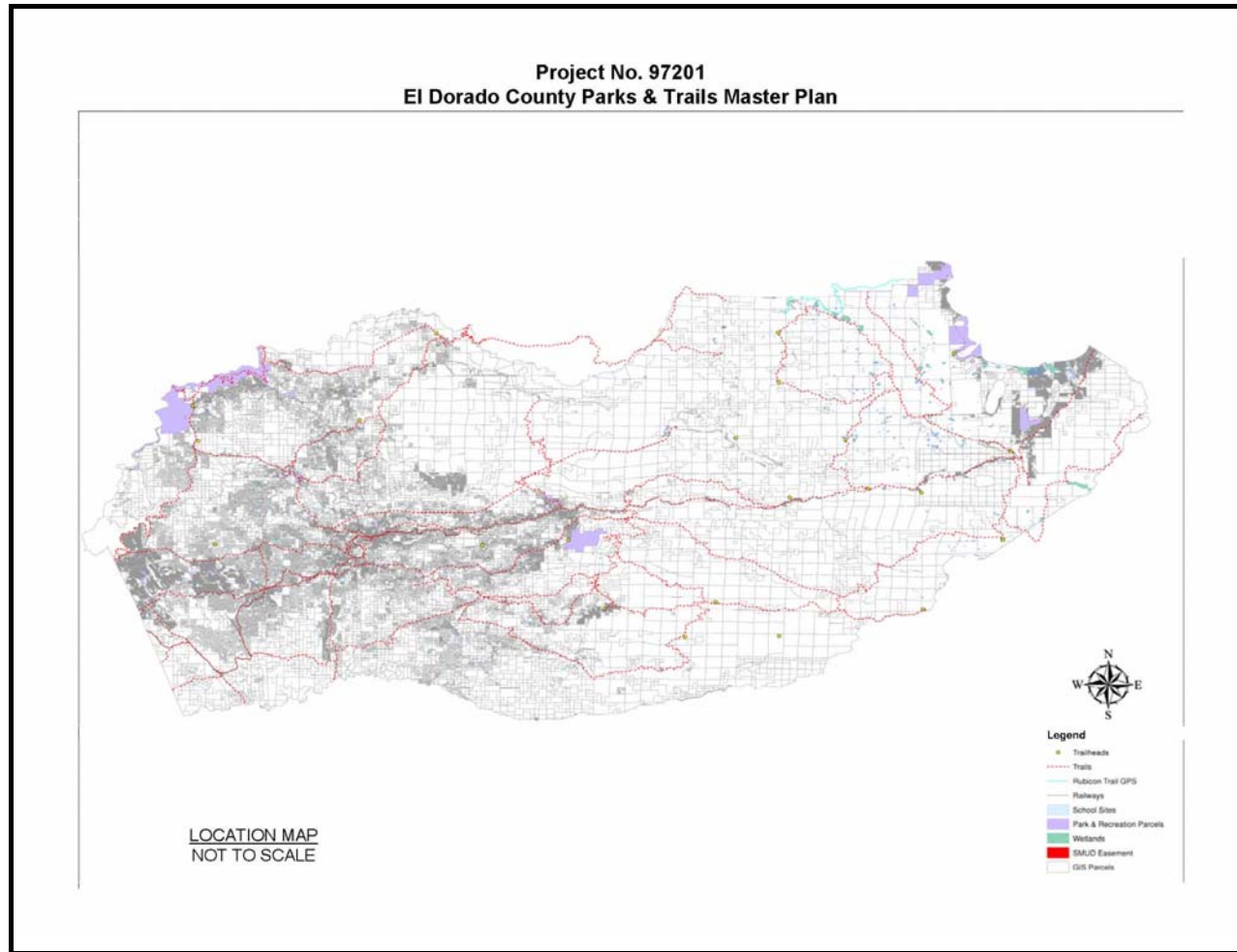
CIP Project Summary



Project No: 97201

Type: Parks & Trails

Supervisor District(s) 1, 2, 3, 4, 5



Project Description:

This project is to prepare a comprehensive parks and trails master plan for the entire County. The plan will be coordinated with existing plans in the areas served by other Parks and Trails providers. The plan is to coordinate the placement of parks and trails so that there is a logical and comprehensive connection of the western portion of the County with the Lake Tahoe area.



El Dorado County Parks and Trails Master Plan

Financing Plan & Tentative Schedule



Project No: 97201

Type: Parks & Trails

Supervisor District(s) 1, 2, 3, 4, 5

All Figures in Thousands

Revenues	Prior	09/10	10/11	11/12	12/13	13/14	14/15-18/19	Future	Total
ACO-Accumulative Capital Outlay-Parks	\$0	\$68	\$118	\$0	\$0	\$0	\$0	\$0	\$186
General Fund	\$0	\$50	\$0	\$0	\$0	\$0	\$0	\$0	\$50
Total	\$0	\$118	\$118	\$0	\$0	\$0	\$0	\$0	\$236

All Figures in Thousands

Expenditures	Prior	09/10	10/11	11/12	12/13	13/14	14/15-18/19	Future	Total
Planning/Env - Consultant	\$0	\$88	\$88	\$0	\$0	\$0	\$0	\$0	\$176
Planning/Env - Staff	\$0	\$30	\$30	\$0	\$0	\$0	\$0	\$0	\$60
Total	\$0	\$118	\$118	\$0	\$0	\$0	\$0	\$0	\$236

Project Schedule	Prior	09/10	10/11	11/12	12/13	13/14	14/15-18/19	Future	
Planning/Environmental									
Design									
Right Of Way									
Construction									



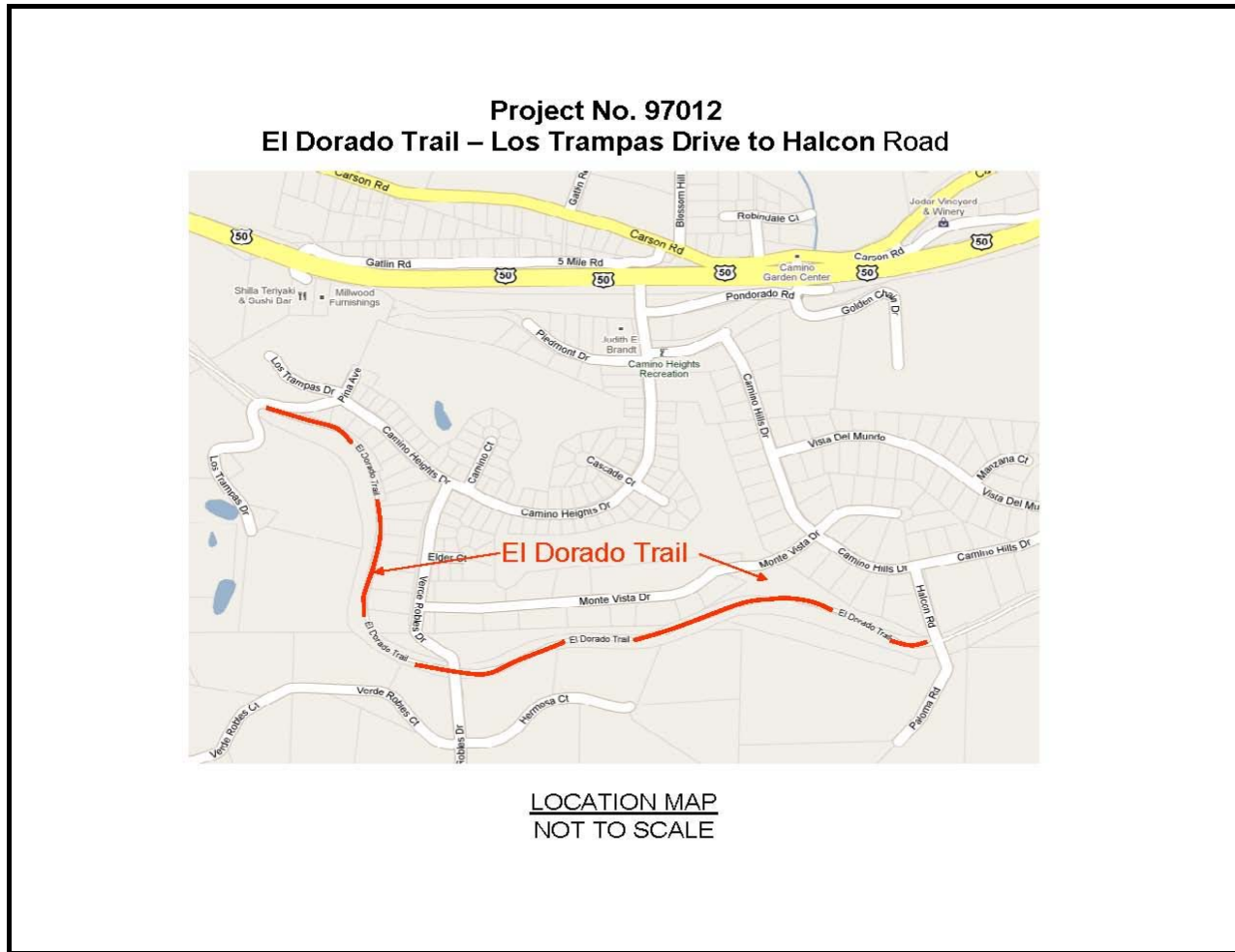
El Dorado Trail - Los Trampas to Halcon CIP Project Summary



Project No: 97012

Type: Parks & Trails

Supervisor District(s) 2, 3



Project Description:

Design and construct an extension of the El Dorado Trail from its current terminus at Los Trampas Drive which is a private road to Halcon Road



El Dorado Trail - Los Trampas to Halcon

Financing Plan & Tentative Schedule



Project No: 97012

Type: Parks & Trails

Supervisor District(s) 2, 3

All Figures in Thousands

Revenues	Prior	09/10	10/11	11/12	12/13	13/14	14/15-18/19	Future	Total
ACO-Accumulative Capital Outlay-Parks	\$0	\$0	\$10	\$0	\$0	\$0	\$0	\$0	\$10
El Dorado County Transportation Commission	\$0	\$15	\$0	\$0	\$0	\$0	\$0	\$0	\$15
State Parks-Recreational Trails Program (RTP)	\$0	\$0	\$26	\$425	\$0	\$0	\$0	\$0	\$452
Trails Now Grant	\$0	\$0	\$5	\$0	\$0	\$0	\$0	\$0	\$5
Transportation Development Act (TDA)	\$0	\$0	\$39	\$0	\$0	\$0	\$0	\$0	\$39
Total	\$0	\$15	\$80	\$425	\$0	\$0	\$0	\$0	\$520

All Figures in Thousands


Expenditures	Prior	09/10	10/11	11/12	12/13	13/14	14/15-18/19	Future	Total
Planning/Env - Staff	\$0	\$15	\$30	\$0	\$0	\$0	\$0	\$0	\$45
Design - Staff	\$0	\$0	\$50	\$0	\$0	\$0	\$0	\$0	\$50
Construction Mgmt - Staff	\$0	\$0	\$0	\$57	\$0	\$0	\$0	\$0	\$57
Direct Construction Costs	\$0	\$0	\$0	\$368	\$0	\$0	\$0	\$0	\$368
Total	\$0	\$15	\$80	\$425	\$0	\$0	\$0	\$0	\$520

Project Schedule	Prior	09/10	10/11	11/12	12/13	13/14	14/15-18/19	Future	Total
Planning/Environmental									
Design									
Right Of Way									
Construction									



Fairgrounds - Walker Ball Fields

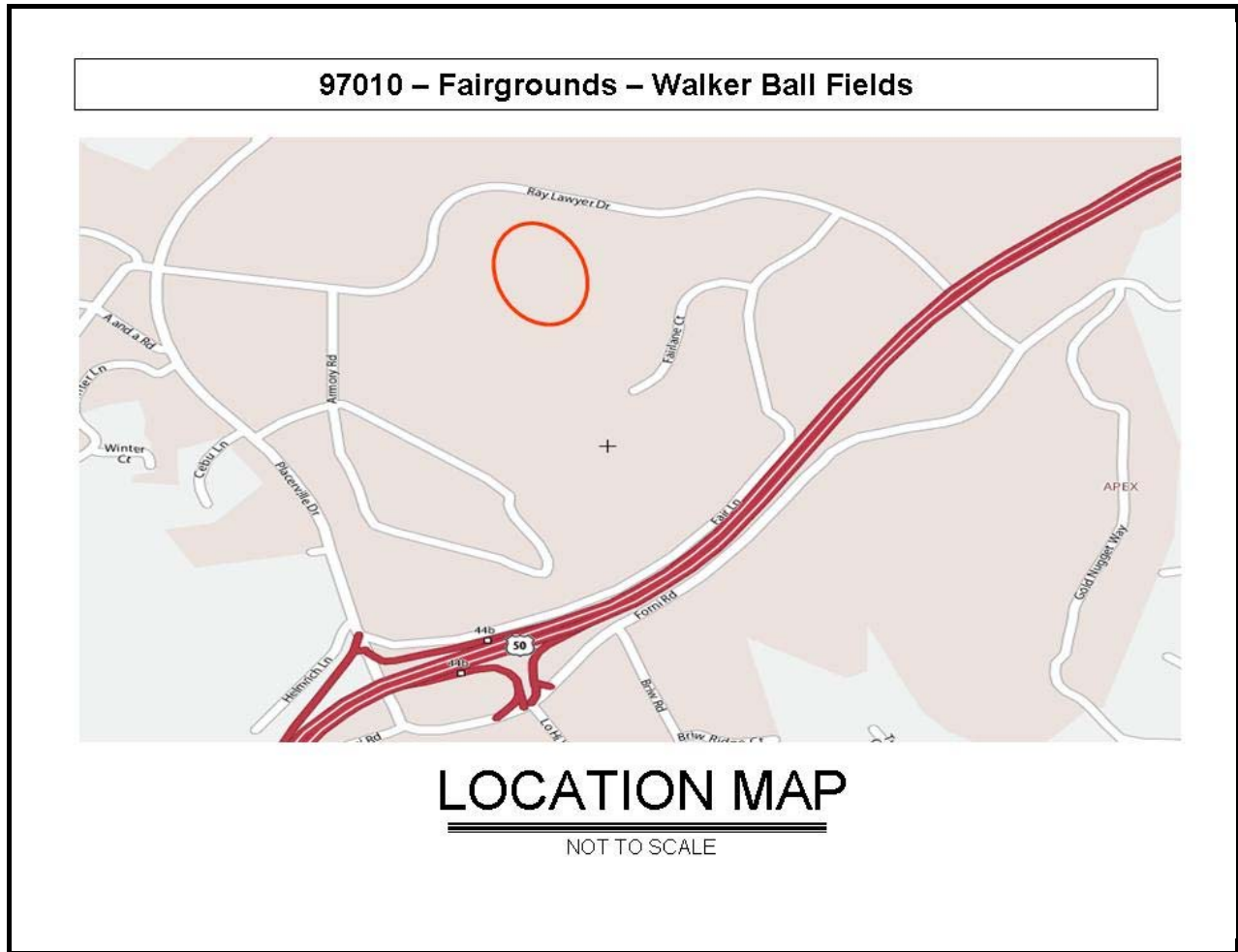
CIP Project Summary



Project No: 97010

Type: Parks & Trails

Supervisor District(s) 3



Project Description:

Refurbish ball fields at the El Dorado County Fair Grounds for baseball, softball and soccer use and the use of the El Dorado County Boys and Girls Club.



Fairgrounds - Walker Ball Fields Financing Plan & Tentative Schedule



Project No: 97010

Type: Parks & Trails

Supervisor District(s) 3

All Figures in Thousands

Revenues	Prior	09/10	10/11	11/12	12/13	13/14	14/15-18/19	Future	Total
ACO-Accumulative Capital Outlay-Parks	\$0	\$9	\$48	\$0	\$0	\$0	\$0	\$0	\$57
State Parks-Robert Z'Berg Harris (RZH)	\$0	\$0	\$133	\$0	\$0	\$0	\$0	\$0	\$133
Total	\$0	\$9	\$181	\$0	\$0	\$0	\$0	\$0	\$190


All Figures in Thousands

Expenditures	Prior	09/10	10/11	11/12	12/13	13/14	14/15-18/19	Future	Total
Design - Staff	\$0	\$9	\$0	\$0	\$0	\$0	\$0	\$0	\$9
Construction Mgmt - Staff	\$0	\$0	\$16	\$0	\$0	\$0	\$0	\$0	\$16
Direct Construction Costs	\$0	\$0	\$164	\$0	\$0	\$0	\$0	\$0	\$164
Total	\$0	\$9	\$181	\$0	\$0	\$0	\$0	\$0	\$190

Project Schedule	Prior	09/10	10/11	11/12	12/13	13/14	14/15-18/19	Future	Total
Planning/Environmental									
Design									
Right Of Way									
Construction									



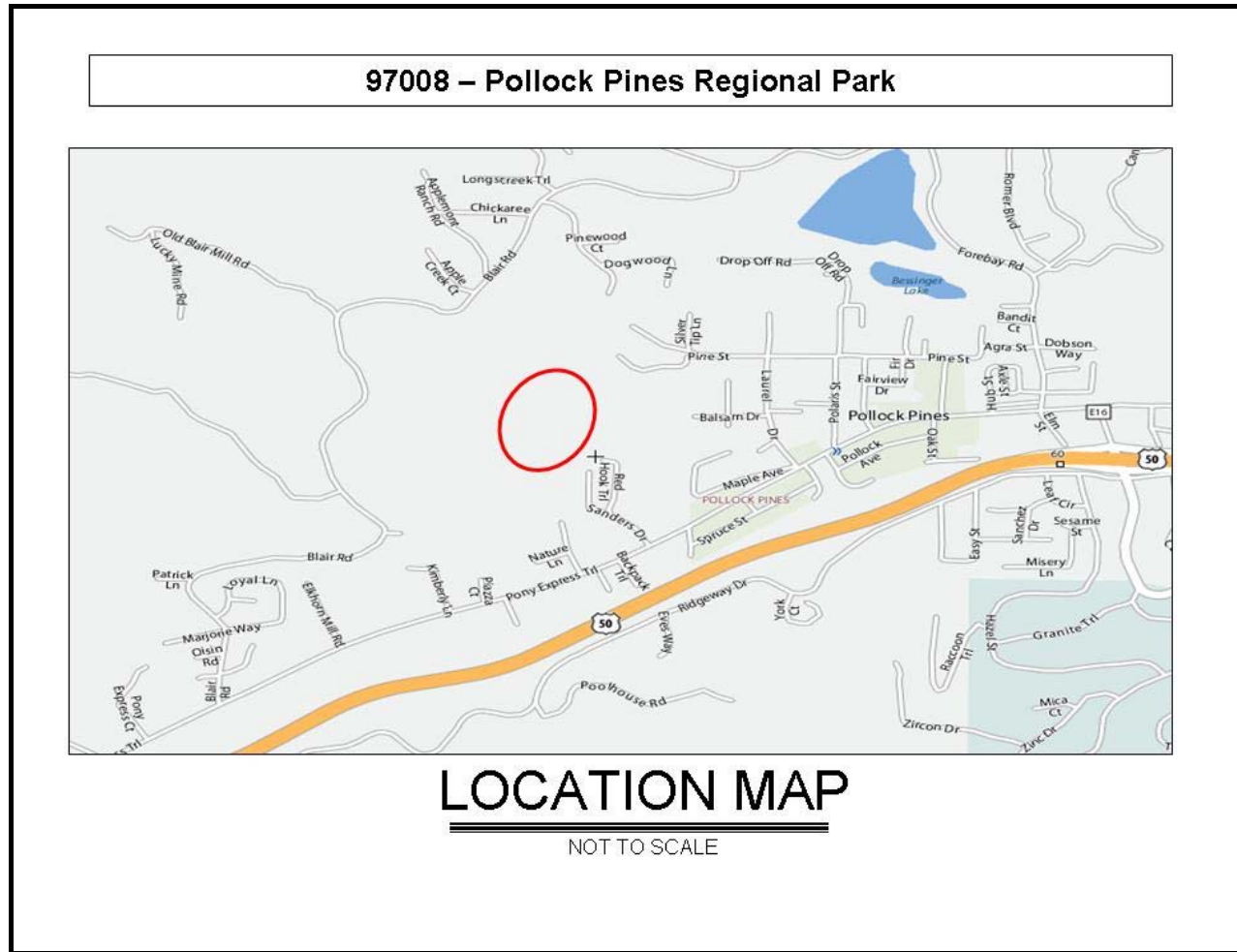
Pollock Pines Regional Park CIP Project Summary



Project No: 97008

Type: Parks & Trails

Supervisor District(s) 2



Project Description:

Develop the plan and construction documents for multiple phases of development for the Pollock Pines Regional Park.



Pollock Pines Regional Park Financing Plan & Tentative Schedule



Project No: 97008

Type: Parks & Trails

Supervisor District(s) 2

All Figures in Thousands

Revenues	Prior	09/10	10/11	11/12	12/13	13/14	14/15-18/19	Future	Total
ACO-Accumulative Capital Outlay-Parks	\$0	\$1	\$0	\$24	\$0	\$0	\$0	\$0	\$25
To Be Determined	\$0	\$0	\$0	\$0	\$383	\$0	\$0	\$0	\$383
Total	\$0	\$1	\$0	\$24	\$383	\$0	\$0	\$0	\$408

All Figures in Thousands

Expenditures	Prior	09/10	10/11	11/12	12/13	13/14	14/15-18/19	Future	Total
Planning/Env - Consultant	\$0	\$0	\$0	\$0	\$0	\$0	\$0	\$0	\$0
Planning/Env - Staff	\$0	\$0	\$0	\$24	\$0	\$0	\$0	\$0	\$24
Design - Consultant	\$0	\$0	\$0	\$0	\$348	\$0	\$0	\$0	\$348
Design - Staff	\$0	\$0	\$0	\$0	\$35	\$0	\$0	\$0	\$35
Right of Way - Staff	\$0	\$1	\$0	\$0	\$0	\$0	\$0	\$0	\$1
Total	\$0	\$1	\$0	\$24	\$383	\$0	\$0	\$0	\$408

Project Schedule	Prior	09/10	10/11	11/12	12/13	13/14	14/15-18/19	Future	
Planning/Environmental									
Design									
Right Of Way									
Construction									



SMUD Trail CIP Project Summary



Project No: 97005

Type: Parks & Trails

Supervisor District(s) 1



Project Description:

Construct a trail within the SMUD overhead power line easement from El Dorado Hills Blvd east to Silva Valley Parkway.



SMUD Trail Financing Plan & Tentative Schedule



Project No: 97005

Type: Parks & Trails

Supervisor District(s) 1

All Figures in Thousands

Revenues	Prior	09/10	10/11	11/12	12/13	13/14	14/15-18/19	Future	Total
Air Pollution Control District Grant	\$0	\$0	\$25	\$0	\$0	\$0	\$0	\$0	\$25
El Dorado County Transportation Commission	\$0	\$20	\$0	\$0	\$0	\$0	\$0	\$0	\$20
Transportation Enhancement State	\$0	\$24	\$260	\$0	\$0	\$0	\$0	\$0	\$284
Total	\$0	\$44	\$285	\$0	\$0	\$0	\$0	\$0	\$329

All Figures in Thousands

Expenditures	Prior	09/10	10/11	11/12	12/13	13/14	14/15-18/19	Future	Total
Planning/Env - Staff	\$0	\$15	\$0	\$0	\$0	\$0	\$0	\$0	\$15
Design - Staff	\$0	\$29	\$0	\$0	\$0	\$0	\$0	\$0	\$29
Construction Mgmt - Staff	\$0	\$0	\$37	\$0	\$0	\$0	\$0	\$0	\$37
Direct Construction Costs	\$0	\$0	\$248	\$0	\$0	\$0	\$0	\$0	\$248
Total	\$0	\$44	\$285	\$0	\$0	\$0	\$0	\$0	\$329

Project Schedule	Prior	09/10	10/11	11/12	12/13	13/14	14/15-18/19	Future	
Planning/Environmental									
Design									
Right Of Way									
Construction									



El Dorado Trail Improvement Project - Forni Road to Missouri Flat Road

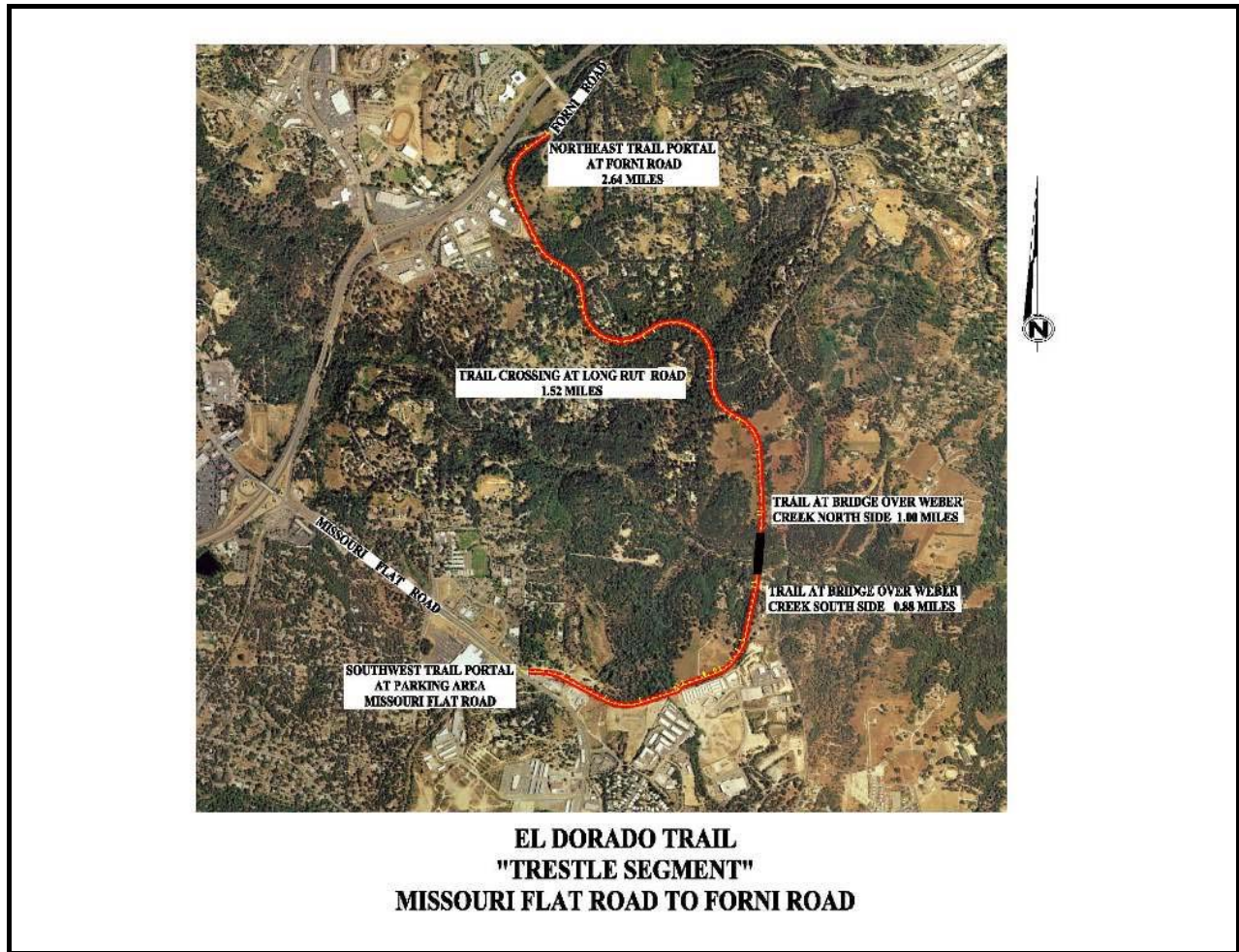
CIP Project Summary



Project No: 71380

Type: Pedestrian Way and Bike Path

Supervisor District(s) 3



Project Description:

This project included the development of a Class I bicycle path, pedestrian/hiking and equestrian trail using a portion of the Sacramento-Placerville Transportation Corridor from Missouri Flat Road to Forni Road. The Class 1 bicycle path was paved to accommodate the mixed use. This project included the addition of new timber decking and railings to the Weber Creek railroad trestle converting it to a bridge crossing.



El Dorado Trail Improvement Project - Forni Road to Missouri Flat Road

Financing Plan & Tentative Schedule



Project No: 71380

Type: Pedestrian Way and Bike Path

Supervisor District(s) 3

All Figures in Thousands

Revenues	Prior	09/10	10/11	11/12	12/13	13/14	14/15-18/19	Future	Total
Bicycle Transportation Account (BTA)	\$151	\$249	\$0	\$0	\$0	\$0	\$0	\$0	\$400
Community Enhancement - Local	\$117	\$104	\$0	\$0	\$0	\$0	\$0	\$0	\$221
General Fund	\$19	\$0	\$0	\$0	\$0	\$0	\$0	\$0	\$19
Prop 40	\$65	\$0	\$0	\$0	\$0	\$0	\$0	\$0	\$65
Road Fund/Discretionary	\$33	(\$33)	\$0	\$0	\$0	\$0	\$0	\$0	\$0
Transportation Enhancement Exchange EDCTC - Local	\$20	\$30	\$0	\$0	\$0	\$0	\$0	\$0	\$50
Transportation Enhancement Program	\$431	\$432	\$0	\$0	\$0	\$0	\$0	\$0	\$863
Transportation Enhancement State	\$56	\$42	\$0	\$0	\$0	\$0	\$0	\$0	\$98
Year End Accruals	\$69	(\$69)	\$0	\$0	\$0	\$0	\$0	\$0	\$0
Total	\$961	\$755	\$0	\$0	\$0	\$0	\$0	\$0	\$1,716


All Figures in Thousands

Expenditures	Prior	09/10	10/11	11/12	12/13	13/14	14/15-18/19	Future	Total
Planning/Env - Consultant	\$29	\$25	\$0	\$0	\$0	\$0	\$0	\$0	\$54
Planning/Env - Staff	\$7	\$0	\$0	\$0	\$0	\$0	\$0	\$0	\$7
Design - Consultant	\$0	\$0	\$0	\$0	\$0	\$0	\$0	\$0	\$0
Design - Staff	\$2	\$0	\$0	\$0	\$0	\$0	\$0	\$0	\$2
Construction Mgmt - Consultant	\$9	\$30	\$0	\$0	\$0	\$0	\$0	\$0	\$39
Construction Mgmt - Staff	\$164	\$200	\$0	\$0	\$0	\$0	\$0	\$0	\$364
Direct Construction Costs	\$749	\$500	\$0	\$0	\$0	\$0	\$0	\$0	\$1,249
Total	\$961	\$755	\$0	\$0	\$0	\$0	\$0	\$0	\$1,716

Project Schedule	Prior	09/10	10/11	11/12	12/13	13/14	14/15-18/19	Future	Total
Planning/Environmental									
Design									
Right Of Way									
Construction									



Cost Estimate by Phase Summary Parks



All Figures In Thousands

	<i>Prior</i>	<i>09/10</i>	<i>10/11</i>	<i>11/12</i>	<i>12/13</i>	<i>13/14</i>	<i>14/15-18/19</i>	<i>Future</i>	<i>Total</i>
<i>Construction Mgmt - Consultant</i>	9	30	0	0	0	0	0	0	39
<i>Construction Mgmt - Staff</i>	164	208	56	57	0	0	0	0	485
<i>Design - Consultant</i>	0	0	0	0	348	0	0	0	349
<i>Design - Staff</i>	2	46	52	50	35	0	0	0	185
<i>Direct Construction Costs</i>	749	560	432	368	0	0	0	0	2,109
<i>Planning - Staff</i>	0	0	0	19	0	0	0	0	19
<i>Planning/Env - Consultant</i>	29	115	93	0	0	0	0	0	237
<i>Planning/Env - Staff</i>	7	62	71	135	0	0	0	0	276
<i>Right of Way - Acquisition</i>	0	1	50	0	0	0	0	0	51
<i>Right of Way - Consultant</i>	0	6	0	0	0	0	0	0	6
<i>Right of Way - Staff</i>	0	9	12	0	0	0	0	0	21
Totals	961	1,038	765	630	383	0	0	0	3,777



Revenue Source Summary Parks



All Figures In Thousands

	<i>Prior</i>	<i>09/10</i>	<i>10/11</i>	<i>11/12</i>	<i>12/13</i>	<i>13/14</i>	<i>14/15-18/19</i>	<i>Future</i>	<i>Total</i>
ACO-Accumulative Capital Outlay-Parks	0	105	225	62	0	0	0	0	392
Air Pollution Control District Grant	0	0	25	0	0	0	0	0	25
Bicycle Transportation Account (BTA)	151	249	0	0	0	0	0	0	400
Community Enhancement - Local	117	104	0	0	0	0	0	0	221
El Dorado County Transportation Commission	0	35	0	0	0	0	0	0	35
General Fund	19	100	0	50	0	0	0	0	169
Prop 40	65	0	52	0	0	0	0	0	117
Quimby Fees	0	2	0	0	0	0	0	0	2
River Trust Fund	0	10	0	0	0	0	0	0	10
Road Fund/Discretionary	33	-33	0	0	0	0	0	0	0
State Parks-Recreational Trails Program (RTP)	0	0	26	425	0	0	0	0	452
State Parks-Robert Z'Berg Harris (RZH)	0	7	133	0	0	0	0	0	140
To Be Determined	0	0	0	92	383	0	0	0	475
Trails Now Grant	0	0	5	0	0	0	0	0	5
Transportation Development Act (TDA)	0	0	39	0	0	0	0	0	39
Transportation Enhancement Exchange EDCTC - Local	20	30	0	0	0	0	0	0	50
Transportation Enhancement Program	431	432	0	0	0	0	0	0	863
Transportation Enhancement State	56	66	260	0	0	0	0	0	382
Year End Accruals	69	-69	0	0	0	0	0	0	0
Totals	961	1,038	765	630	383	0	0	0	3,777