



# 2025 RMP Annual Report

Presented by Tim Canavarro

# Agenda

---

River Management Plan Introduction

---

RMP 5-Year Review

---

Goals

---

River Use and Preferences

---

Commercial Outfitters

---

Tubers

---

Boat Density

---

River Staff

---

Law Enforcement

---

Water Quality

---

Budget

---

# River Management Plan

- Element 1 – Educational Programs
- Element 2 – Safety Programs
- Element 3 – Transportation Programs
- Element 4 – Monitoring and Reporting Programs
- Element 5 – Agency and Community Coordination Programs
- Element 6 – Permits and Requirements
- Element 7 – Carrying Capacity Exceedance Actions and Implementation
- Element 8 – Regulations and Ordinances
- Element 9 – Facilities and Lands Management
- Element 10 – Funding
- Element 11 – River Data Availability





# 5-Year Review

**Improve and Refine the RMP**

**Corrections in Text**

**Various Staff Recommendations**

**Update Violation and Fee Schedule**





# Goals

Education and Safety

Marshal Gold Presence

Inner Tubers

Private Property

River Access

River Clean-up

# River Use and Preferences

---

- “Below Normal” Water Year
- Tubers
- Gorge vs Chili Bar
- Coloma to Greenwood (C to G)

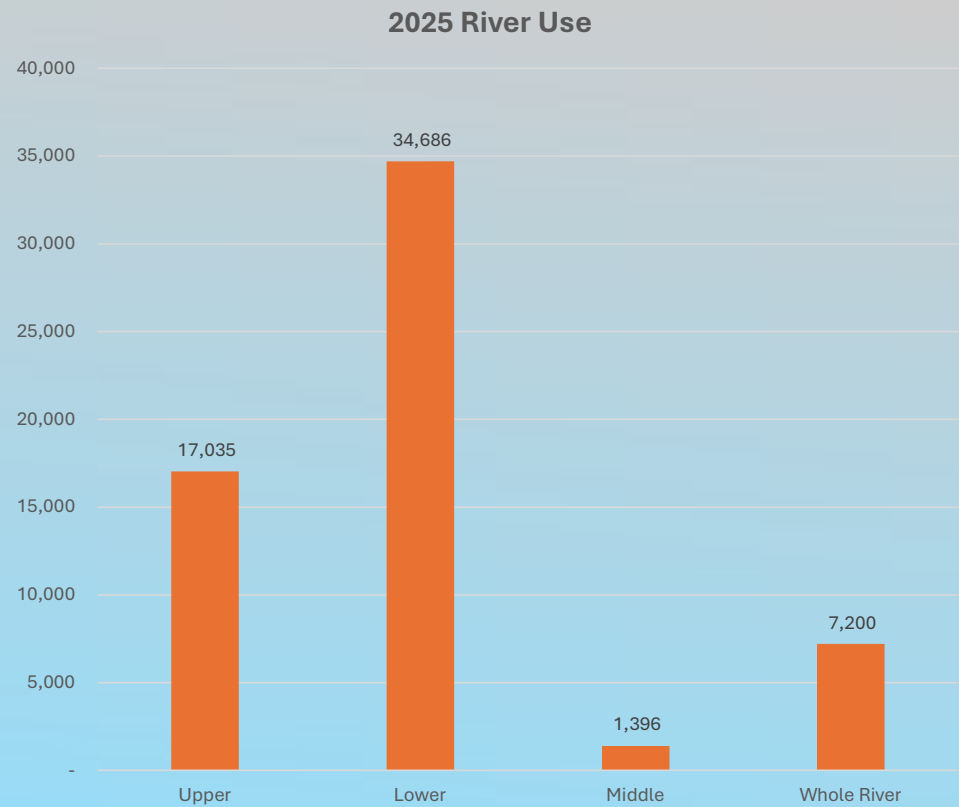


# Commercial Outfitters

2023 – 72,001 guests

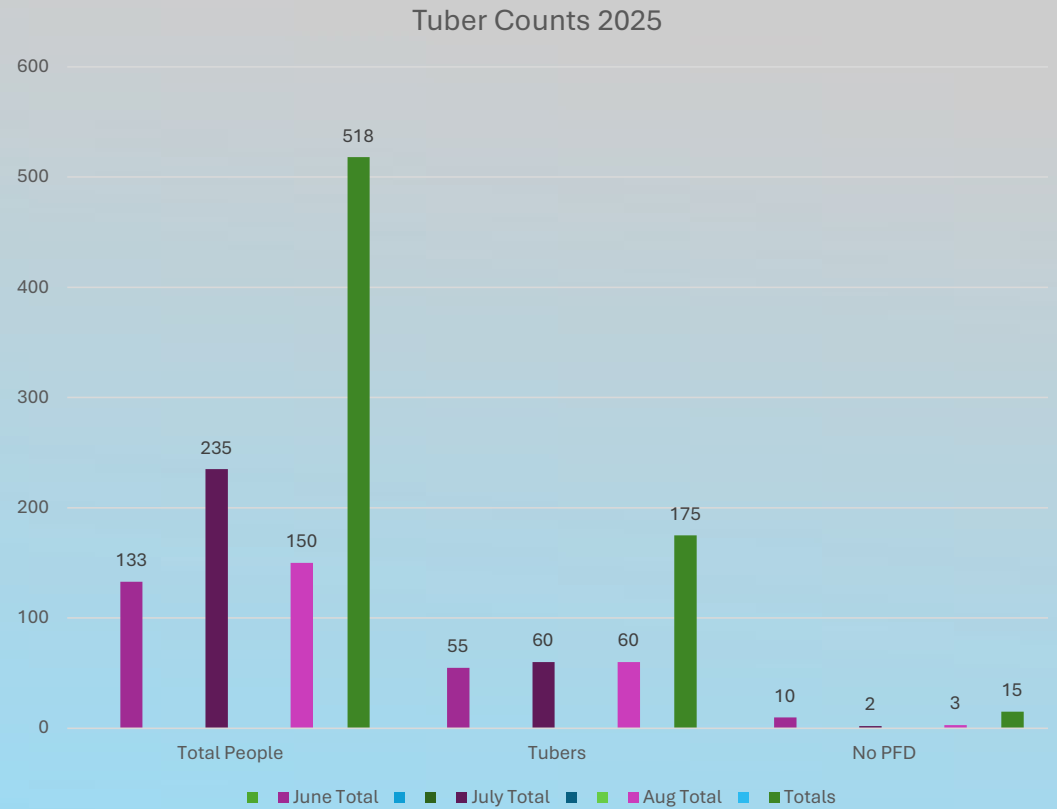
2024 – 64,815 guests

2025 – 60,888 guests



# Inner Tubers

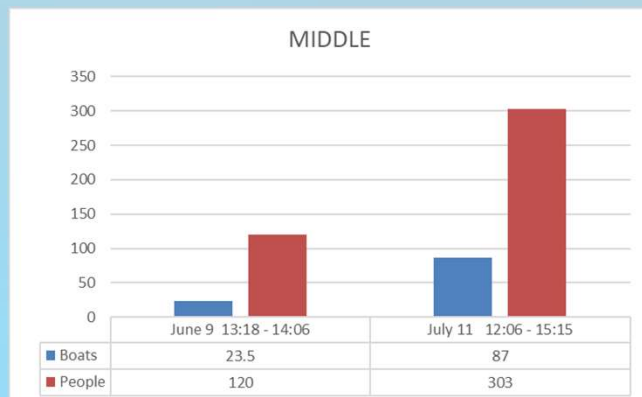
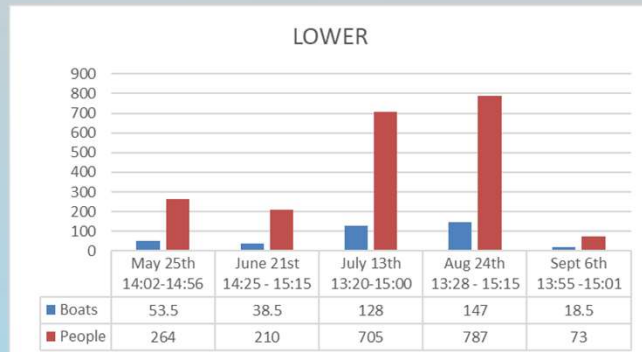
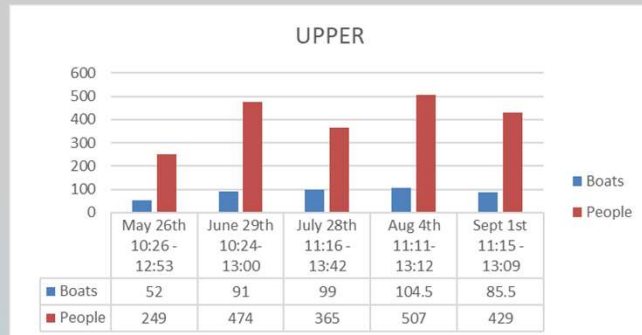
Marshall Gold State Park to Henningsen  
Lotus Park  
PFD's and Private Property





# Boat Density

- 300 Boats in Rolling 2-hours
- Count Locations – Various Rapids
- Counted on 65 Days
- Mitigation Measures



# County River Staff Activities

- Education and Safety
- Extra Help – 6 River Instructors
- Maps
- Private Property and Quiet Zone
- Commercial Monitoring
- Boat Counts
- Water Samples







# Law Enforcement

- Deputy Julian Sandoval
- PFD and Glass Ordinance Citations
- Rescues
- Public Relations



# Water Quality

E-coli

May – September

5 Locations – Nugget, Marshall Gold,  
HLP, Greenwood Creek

Shore Sample and Transect Sample



# Budget



Fiscal Year 2024-25 Actuals	
Fund Balance as of July 1, 2024	\$304,794
Revenue	\$178,708
Expenditures	\$137,583
Fund Balance as of June 30, 2025	\$345,919
Fiscal Year 2025-26 Adopted Budget	
Budgeted Expenditures	\$186,352
Budgeted Revenue	\$175,000
Anticipated Fund Balance as of June 30, 2026	\$334,567





# Q & A

Thank you