



COVID-19 UPDATE

Board of Supervisors' Meeting

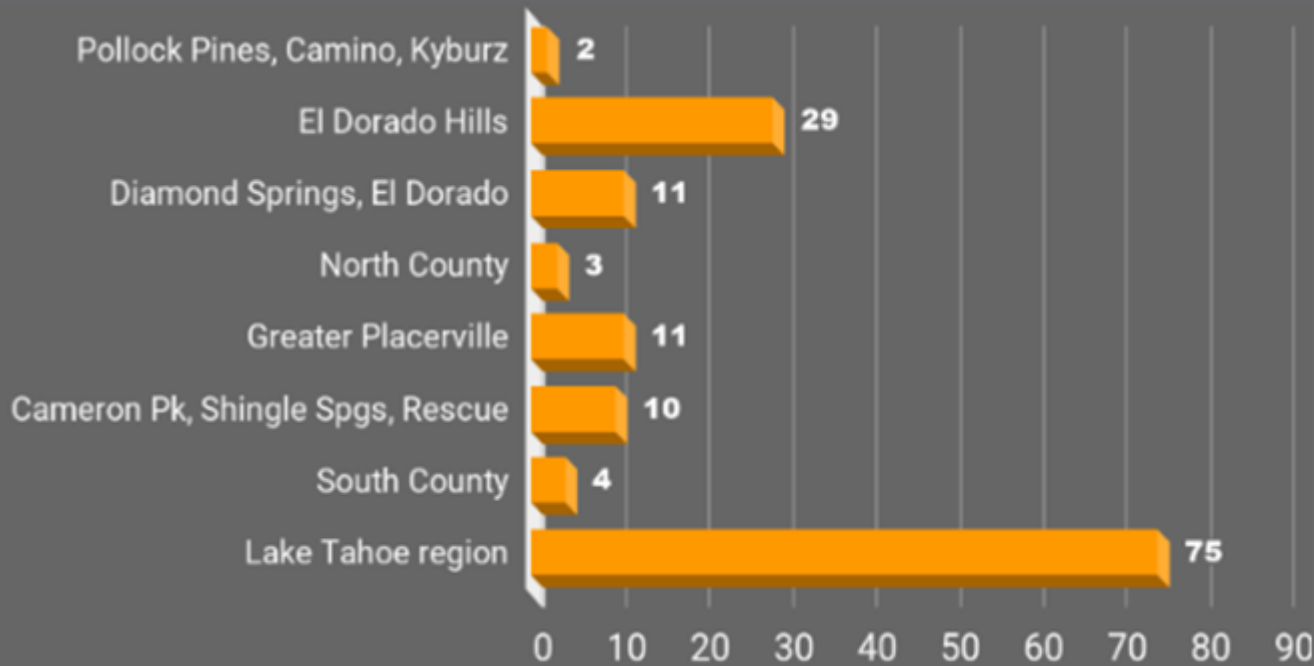
Nancy Williams, MD, MPH

Public Health Officer

7/09/2020

COVID-19 in El Dorado County

Through June 22, 2020



Total: 145

Lake Tahoe
Region on:

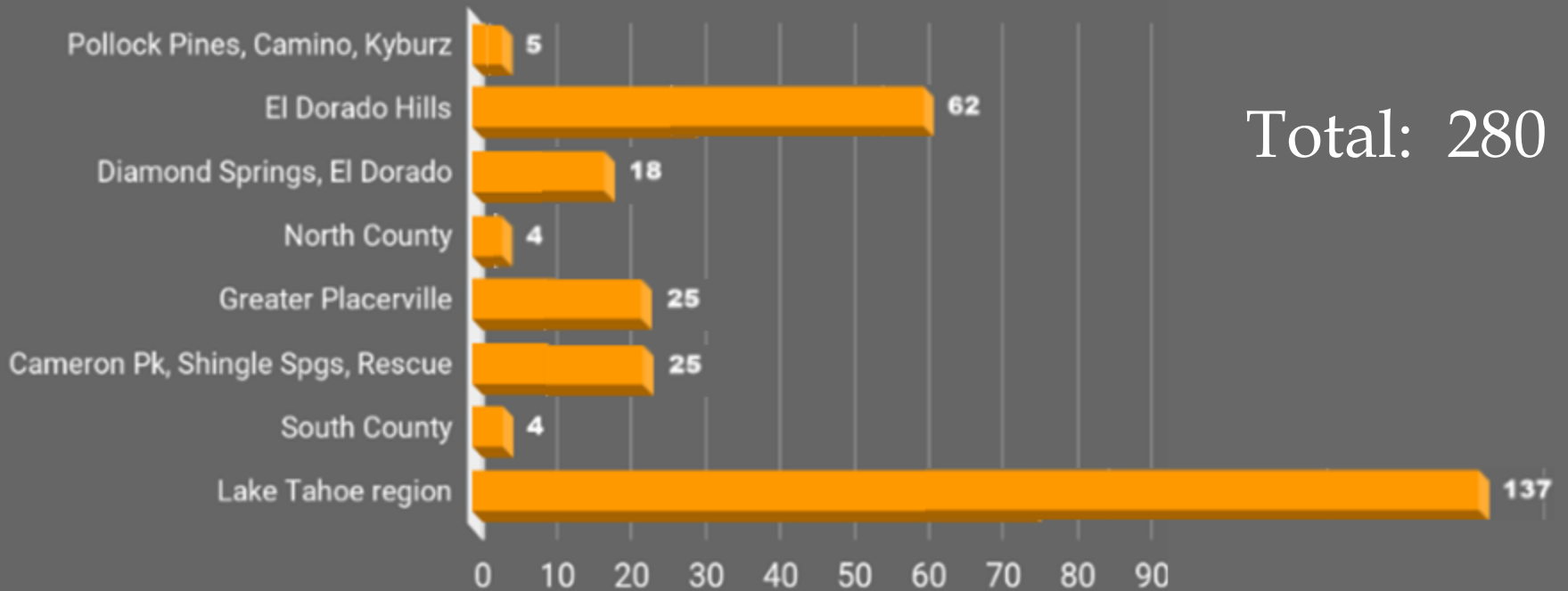
March 19

June 22

95 days

COVID-19 in El Dorado County

Through July 8, 2020 (16 days later)



Total: 280

Lake Tahoe
Region on:

March 19

June 22

July 8

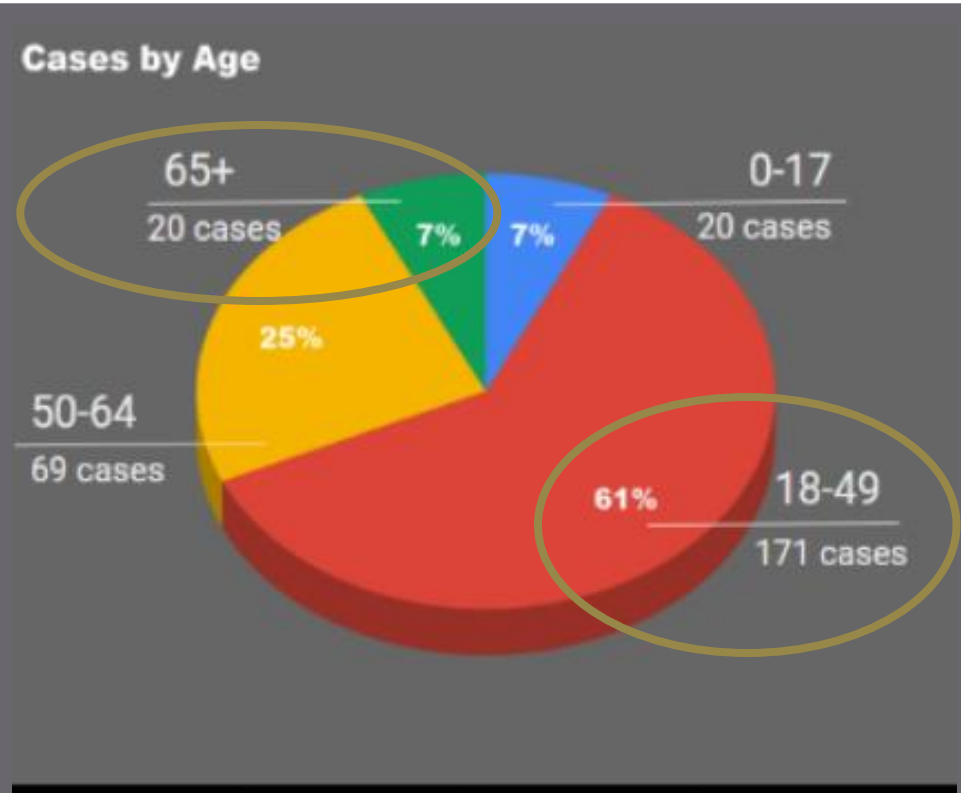
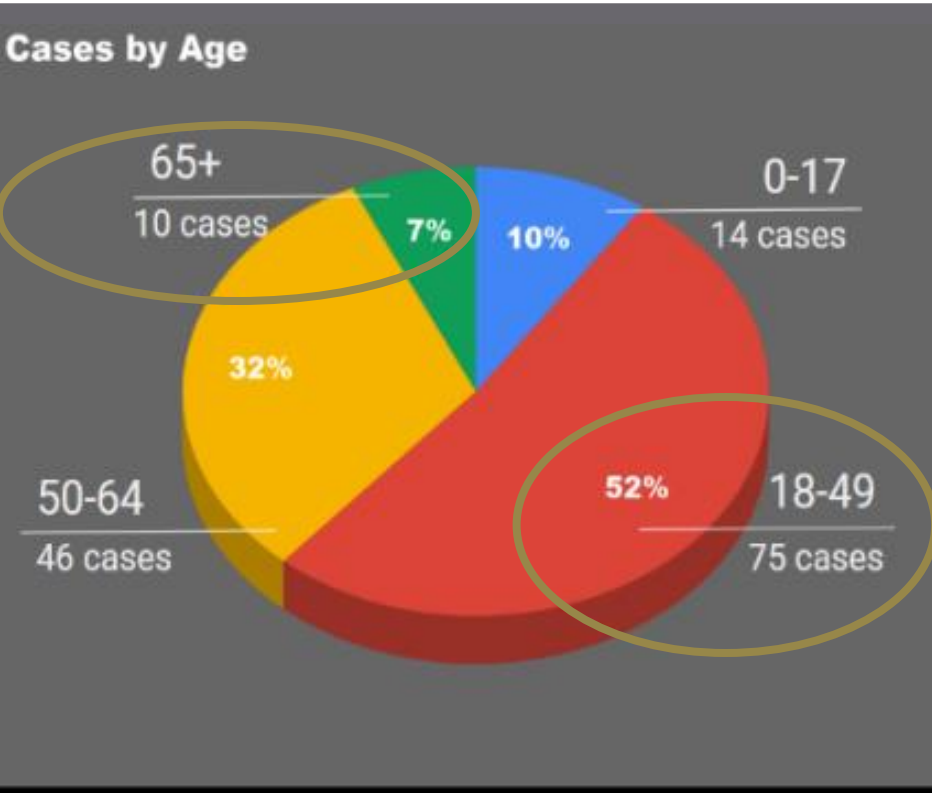
95 days

16 days

Case-Patient Demographics

Through June 22, 2020, 4:30 pm

Through July 8, 2020, 4:30 pm



106 Recoveries	79 Male	66 Female	44 Median Age
--------------------------	-------------------	---------------------	-------------------------

151 Recoveries	149 Male	131 Female	41 Median Age
--------------------------	--------------------	----------------------	-------------------------

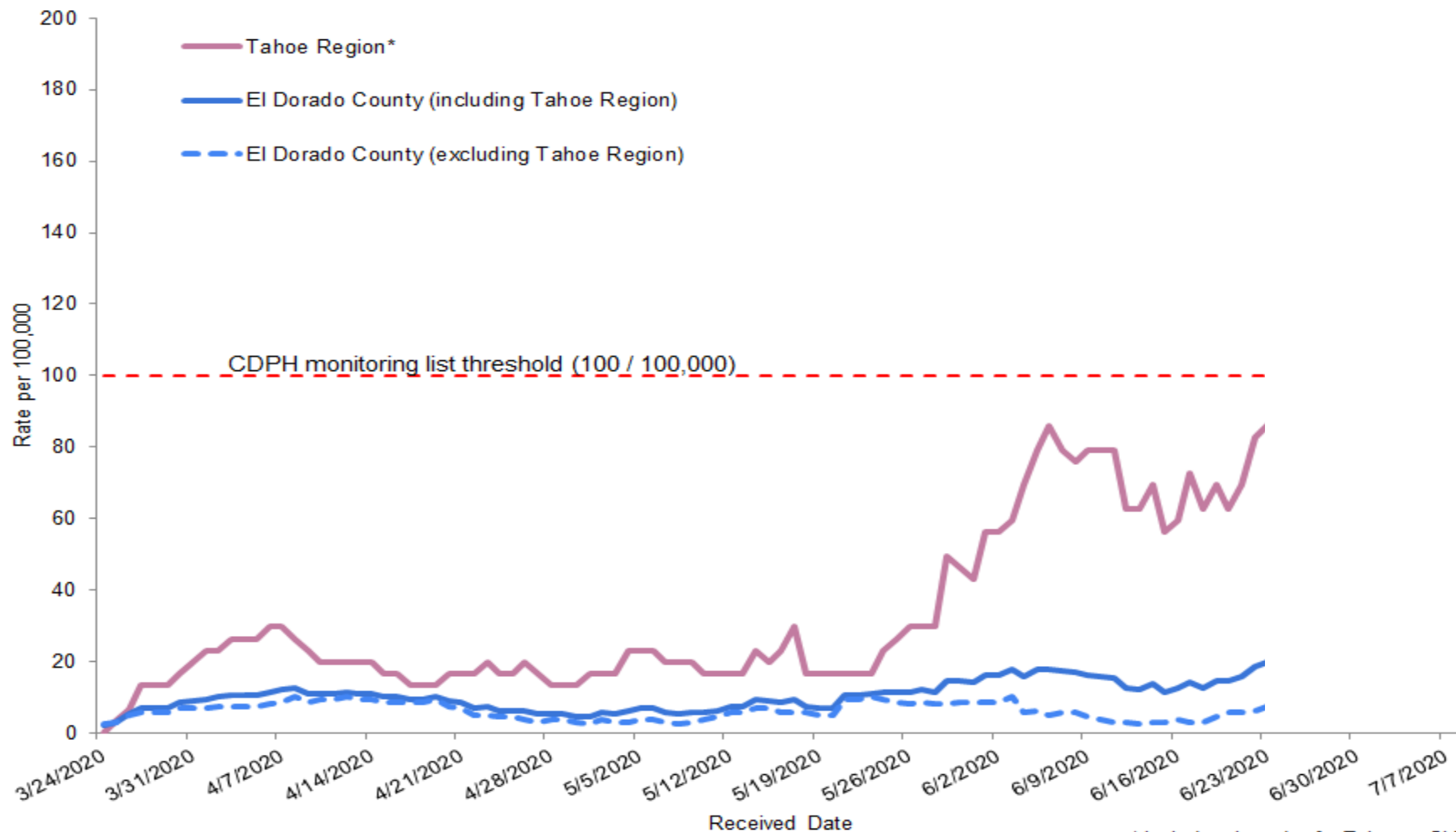
El Dorado County Health Expert Panel

- ❖ El Dorado Public Health + Hospitals
- ❖ Continues to meet at least weekly
- ❖ Observing some stability and some changes
- ❖ Stable:
 - ❖ Low hospitalization and ICU rates
 - ❖ Hospital capacity (beds, equipment, staffing)
 - ❖ No deaths
 - ❖ Sufficient PPE stock
- ❖ Changing:
 - ❖ Notable increase in cases
 - ❖ Notable increase in testing positivity
 - ❖ Neighboring California counties seeing increases
 - ❖ Testing availability issues and delayed results

What we saw

(thru June 22)

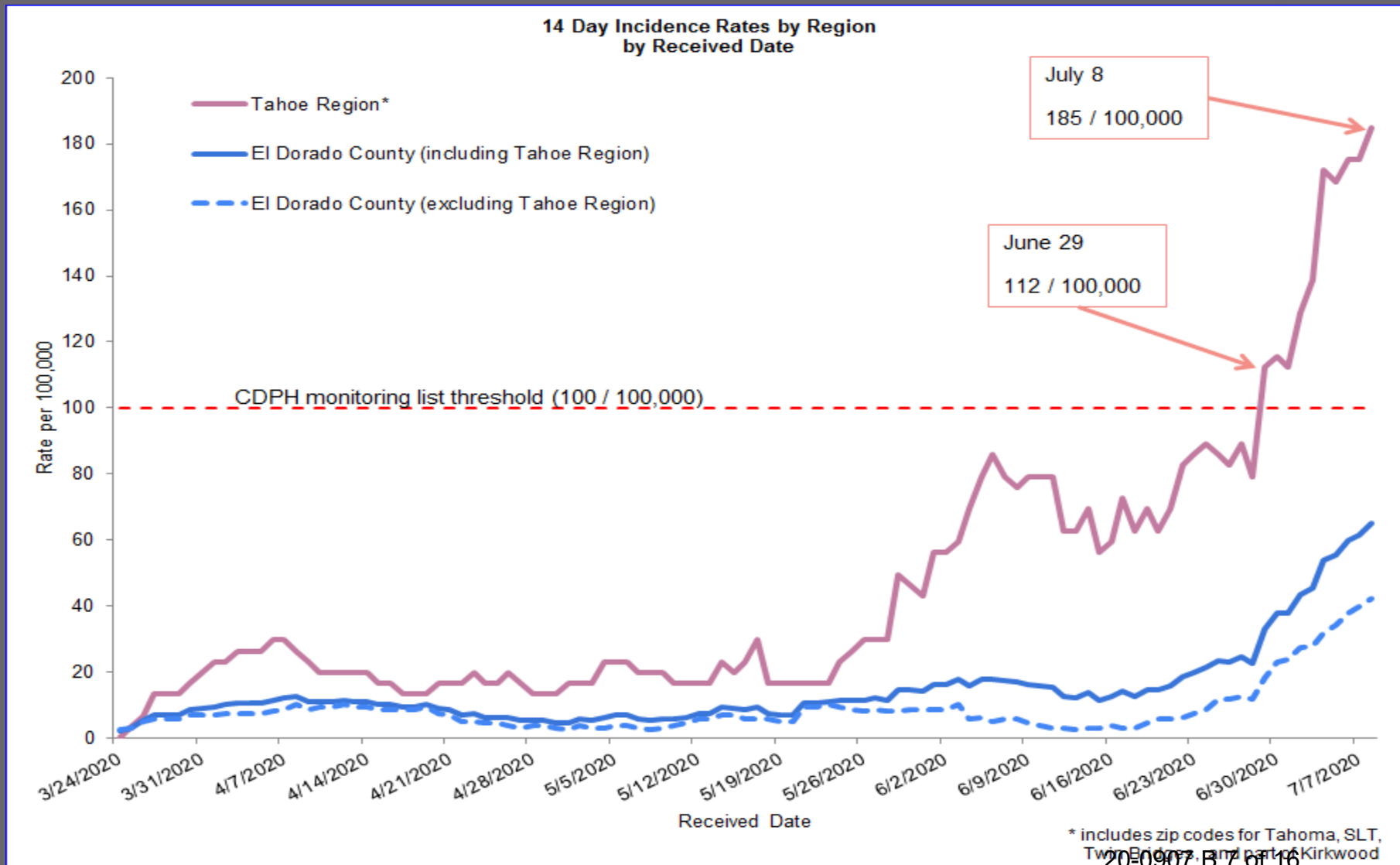
14 Day Incidence Rates by Region
by Received Date



* includes zip codes for Tahoma, SLT, Two Rivers, and part of Kirkwood

What we see now

(thru July 8)



State Monitoring of County Data

Elevated disease transmission, increasing hospitalization, and limited hospital capacity metrics are only displayed for counties not meeting threshold criteria.

		Elevated Disease Transmission		Increasing Hospitalization	Limited Hospital Capacity	
Threshold	<150	Case Rate >100 OR Case Rate >25 AND Positivity >8%		>10% Increase	<20% ICU Beds Available OR <25% Ventilators Available	
	Avg # tests per day (per 100,000 population) (7 day average with a 7 day lag)	Case rate per 100,000 (14 days)	Testing positivity (%) (7 day average with a 7 day lag)	% Change in 3-day avg COVID+ hospitalized patients	% ICU beds currently available	% Ventilators currently available

State Monitoring of County Data

(7/9/2020)

		Elevated Disease Transmission		Increasing Hospitalization	Limited Hospital Capacity	
Del Norte	81.9	✓	✓	✓	✓	✓
El Dorado	158.4	✓	✓	✓	✓	✓
Fresno	176.1	217.3	12.9	10.6	✓	✓
Glenn	123.2	180.6	12.7	✓	✓	✓
Humboldt	107.9	✓	✓	✓	✓	✓
Imperial	388.4	555.2	21.0	✓	✓	✓
Inyo	153.3	✓	✓	✓	✓	✓

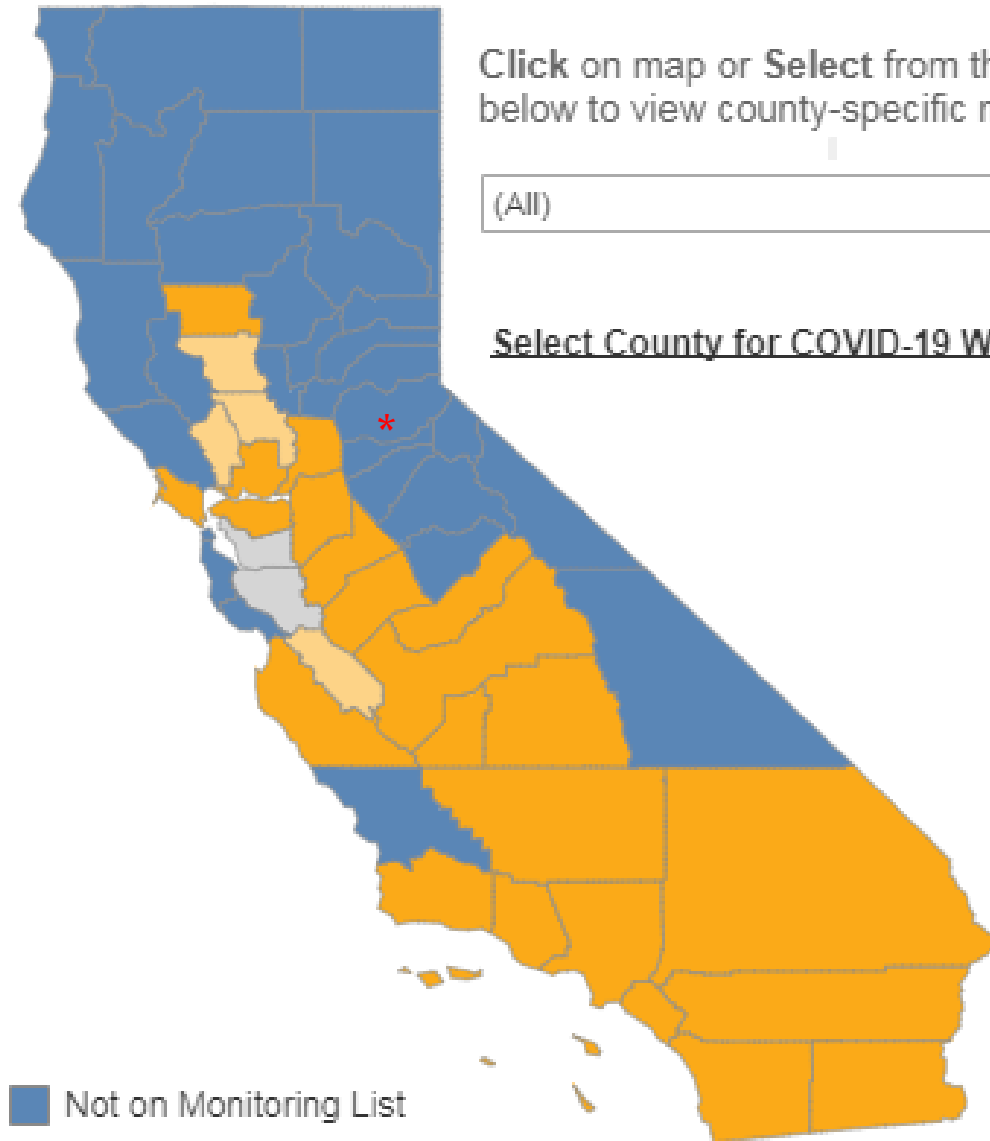
Step 2 – targeted engagement with CDPH (26 counties) (July 9)

- Colusa
 - Contra Costa
 - Fresno
 - Glenn
 - Imperial
 - Kern
 - Kings
 - Los Angeles
 - Madera
 - Marin
 - Merced
 - Monterey
 - Napa
 - Orange
 - Riverside
 - Sacramento
 - San Benito
 - San Bernardino
 - San Diego
 - San Joaquin
 - Santa Barbara
 - Solano
 - Stanislaus
 - Tulare
 - Ventura
 - Yolo
 - Placer
 - Sutter
 - Yuba
 - (and maybe others)
- coming soon

Click on map or **Select** from the menu below to view county-specific metrics.

(All) ▼

Select County for COVID-19 Website



- Not on Monitoring List
- On Monitoring List for <3 days
- On Monitoring List for 3+ days, new restrictions in place
- No attestation and not on Monitoring List
- * El Dorado County

Step 3– Reinstitute Community Measures (22 counties) (July 9)

- *Colusa*
- Contra Costa
- Fresno
- Glenn
- Imperial
- Kern
- Kings
- Los Angeles
- Madera
- Marin
- Merced
- Monterey
- *Napa*
- Orange
- Riverside
- Sacramento
- *San Benito*
- San Bernardino
- San Diego
- San Joaquin
- Santa Barbara
- Solano
- Stanislaus
- Tulare
- Ventura
- *Yolo*

What we need to keep doing...


- ❖ Stay home when sick
- ❖ Avoid close contact with people who are not members of your immediate household
- ❖ Avoid close contact with members of your immediate household if any of you is sick or has been exposed to someone who his sick
- ❖ Wash hands regularly
- ❖ Cover mouth and nose when coughing and sneezing
- ❖ Sanitize frequently touched surfaces
- ❖ Wear face coverings when in public and physical distancing is not possible

Conclusions

- ❖ People want as much freedom as possible
- ❖ Keeping businesses open and allowing personal activities hinges on how well other precautions are taken:
 - Stay away from other people when sick (isolation)
 - Get tested promptly if you have symptoms if available
 - Stay away from other people after being exposed to someone with COVID (quarantine)
 - Practice physical distancing
 - Wear face coverings
 - Avoid/limit gathering and travel

Discussion

THANK YOU



20-0907 B 16 of 16