

El Dorado County Office of Education
Early Head Start/Head Start
Community Assessment
2019-2020



Introduction

The El Dorado County Office of Education provides childcare services to the neediest families in El Dorado County. The county is located in northern central California and is physically divided into two distinct geographic areas by the Sierra Nevada Mountains. The western side of the county varies in elevation from 500-7,000 feet. Traveling east up Highway 50 you pass through miles of beautiful rolling grassy foothills into dramatically steep, forested, mountain peaks. The geographic area on the east side of the Sierra Nevada range is referred to as the Lake Tahoe basin. Lake Tahoe sits within this basin at an elevation of 6,500 feet. The peaks surrounding the basin reach as high as 10,800 feet. El Dorado county encompasses 1,805 square miles. The land use is 60% timber and 10% farmland. The population density for the county is 106 residents per square mile, well below the state average of 239. According to the 2016 County Health Rankings, El Dorado County is ranked the ninth healthiest among counties in California. Although it may rank in the top 10 of counties, there are many families in need of services. El Dorado County has seen a recent growth in the population. This has increased the housing and living costs throughout the county and has forced some families to relocate to more of the unincorporated areas of the county, thus making it a challenge to access needed resources and services. This Community Assessment will provide a summary of the demographics, the current services provided and the unmet need for childcare services in our rural county.



Executive Summary and Highlights

The El Dorado County Office of Education Head Start and Early Head Start programs provide services to families throughout El Dorado County. El Dorado County is located in east-central California, and encompasses 1,805 square miles of rolling hills and mountainous terrain. There are two municipalities within El Dorado County. The largest city in the County is the city of South Lake Tahoe, with a 2019 population estimate of 22,036. The City of Placerville, the County seat, is located 45 miles northeast of Sacramento, the State Capital. The City of Placerville has a 2019 estimated population of 11,048. The remainder of the County's 188,722 residents live outside of the two incorporated areas. More than 35% of the county's residents live in rural areas.

The high cost of living in El Dorado County continues to drive both parents into the work force and the demand for childcare services continues to outpace supply. This leaves large segments of our county's work force unable to find quality care. There is a significant need for quality early education services throughout El Dorado County's incorporated and unincorporated areas for

children at risk. El Dorado County Office of Education Early Head Start, Head Start and State Preschool programs provides services across the county while targeting those areas with the highest needs.

Population:

The 2017 Child Care Portfolio report indicated, there was an estimated 6,232 children ages 0-5 in El Dorado County

- 3,154 children age 0 - 2
- 3,078 children age 3 – 5

Economics:

According to the WellDorado Community Health Assessment Demographics report, the cost of living in El Dorado County is 140% higher than the national average.

- El Dorado County cost of living is 143.1 compared to the national at 100.
- Median household income is \$82,943 in county compared to the state of California, which is \$74,605.
- 5.6% of El Dorado County families live in poverty, compared to California's rate of 11%.
- 31.7% of Households in El Dorado County have children
- Over 50% of Households earn less than the median income

Unmet Need for Children: -

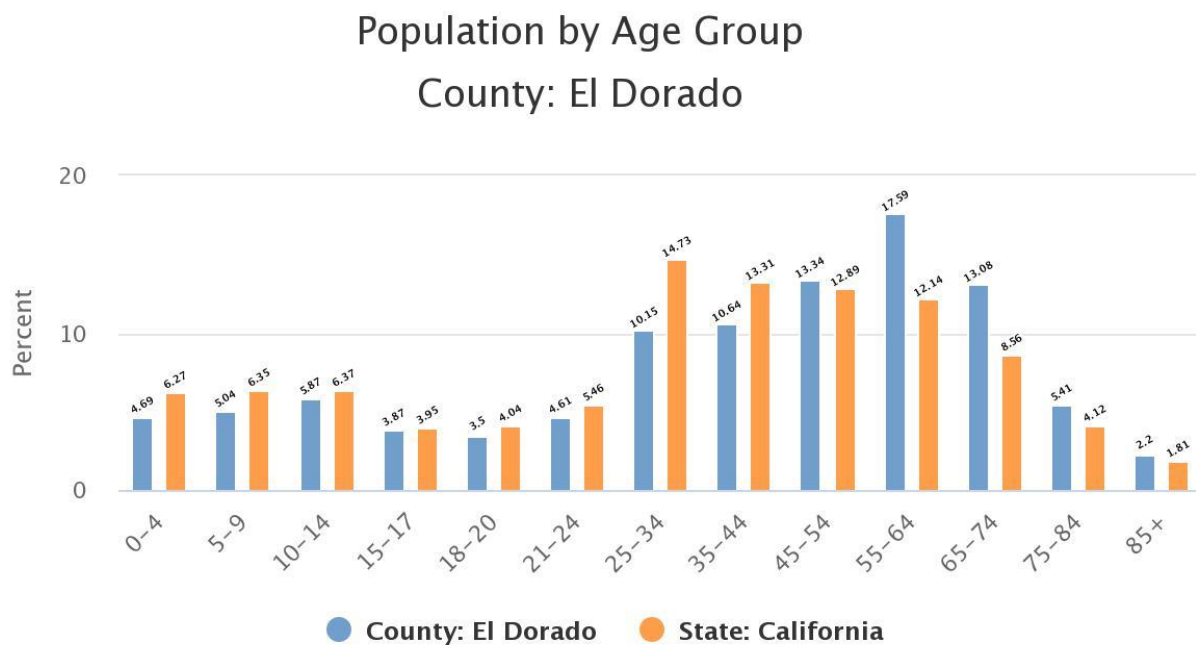
The El Dorado Local Child Care Planning Council notes, the number of children in need of services in El Dorado County outweigh the services available.

- Of the approximate 1,966 children age 0-3 in the county whose families fall below the state median income, only 231 are currently being served.
- Of the 1,664 children age 3-4 in the county whose families fall below the state median income, only 624 are currently being served.
- There are 3,710 total licensed child care spots available in the county
- Infant care for children 0-2 is the highest need for care in the county.

Demographics

Population:

El Dorado County has seen a 1.42% increase in population from 2017 to 2018 compared to the state of California that has seen a 0.35% increase in population. The slowest population rate in state history. Over 50% of the county's population is above age 45, the highest age group being 55-64. The county's senior population is rising faster than the state average. From 2010 to 2016, there was an 18% decrease in the population of children age 0-5 in the county. The county population by gender is in line with the state average of roughly 50% male and 50% female.

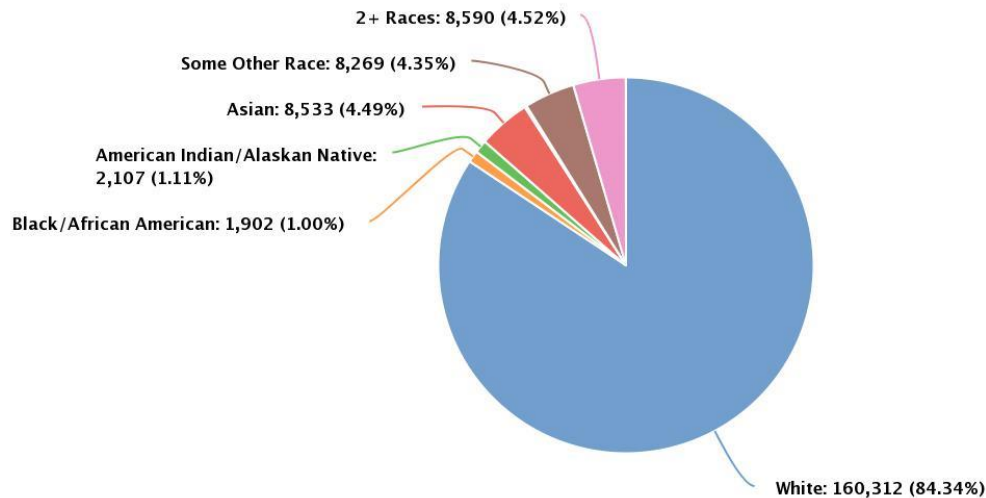


Claritas, 2019. www.welldorado.org

<http://www.welldorado.org/demographicdata?id=246§ionId=936>

El Dorado county's racial and ethnic populations are relatively low compared to the state average. In El Dorado county 13.13% of residents were reported as Hispanic/Latino and 87% reported as Non-Hispanic/Latino compared to the state reported 39.54% Hispanic/Latino residents. The population by race in the county is similar in breakdown to ethnicity with 84.34% of residents reporting as white. This is a much higher percentage than the state of California. Even though El Dorado county has experienced some growth in population the racial demographics have remained relatively unchanged.

Population by Race County: El Dorado



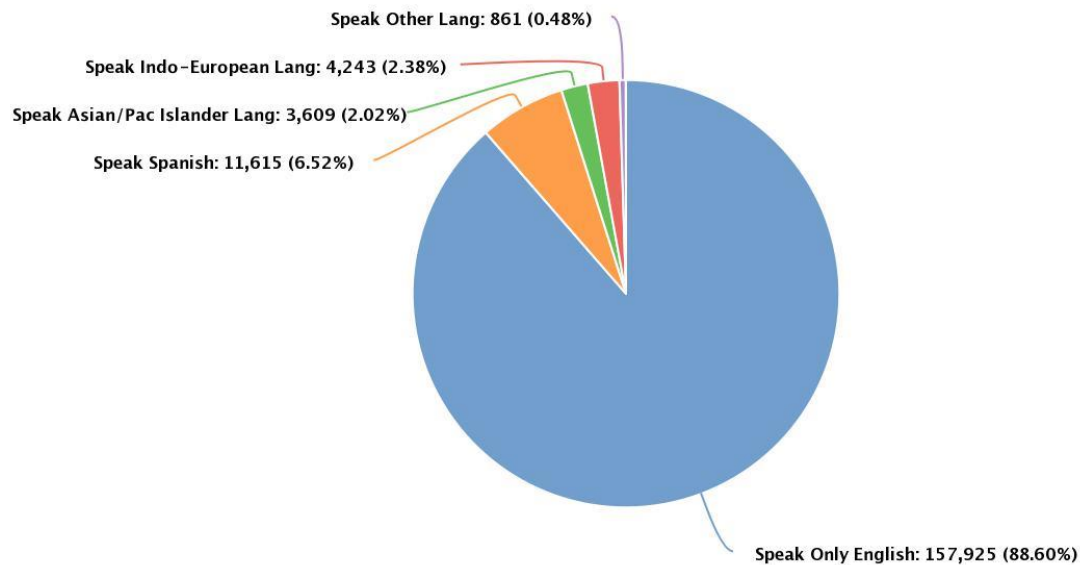
Claritas, 2019. www.welldorado.org

<http://www.welldorado.org/demographicdata?id=246§ionId=936>

Languages Spoken at Home:

In El Dorado County, the majority of residents speak English, with only 11% speaking a language other than English. Sixty percent of residents who reported speaking a language other than English speak Spanish. In the public schools, 7.8% of students K-12 are English Language Learners, with the majority having a primary language of Spanish. The state average is much higher with 22% of students being English Language Learners, with the majority having a primary language of Spanish.

Population Age 5+ by Language Spoken at Home County: El Dorado



Claritas, 2018. www.welldorado.org

Population Age 5+ by Language Spoken at Home	County: El Dorado		State: California	
	Persons	% of Population Age 5+	Persons	% of Population Age 5+
Speak Only English	157,925	88.60%	20,702,067	55.67%
Speak Spanish	11,615	6.52%	10,771,502	28.97%
Speak Asian/Pac Islander Lang	3,609	2.02%	3,679,136	9.89%
Speak Indo-European Lang	4,243	2.38%	1,650,284	4.44%
Speak Other Lang	861	0.48%	382,122	1.03%

https://www.edcgov.us/Government/PublicHealth/Documents/FINAL2016Community_Health_Assessment_2018_Update.pdf

Education Level:

“Residents of El Dorado County tend to have more years of formal education when compared to residents in the rest of California. Approximately 93% of residents have a high school diploma (or equivalent) or higher compared to the California average of 81%. In addition, 32.1% of the population aged 25 and older obtained a Bachelor's level degree or higher.”

https://www.edcgov.us/Government/PublicHealth/Documents/FINAL2016Community_Health_Assessment_2018_Update.pdf

Unemployment Rate:

El Dorado County has seen an increase in the unemployment rate of 7.27% compared to the 6.97% in California, however there are disparities among communities within the County that range from 4.0% in El Dorado Hills to 9.8% in Georgetown. The unemployment rate is a key indicator of the local economy, as a high rate of unemployment has personal and societal effects. During periods of unemployment, individuals are more likely to feel severe economic strain and mental stress. Unemployment is also related to access to health care, as many individuals receive health insurance benefits through their employer.

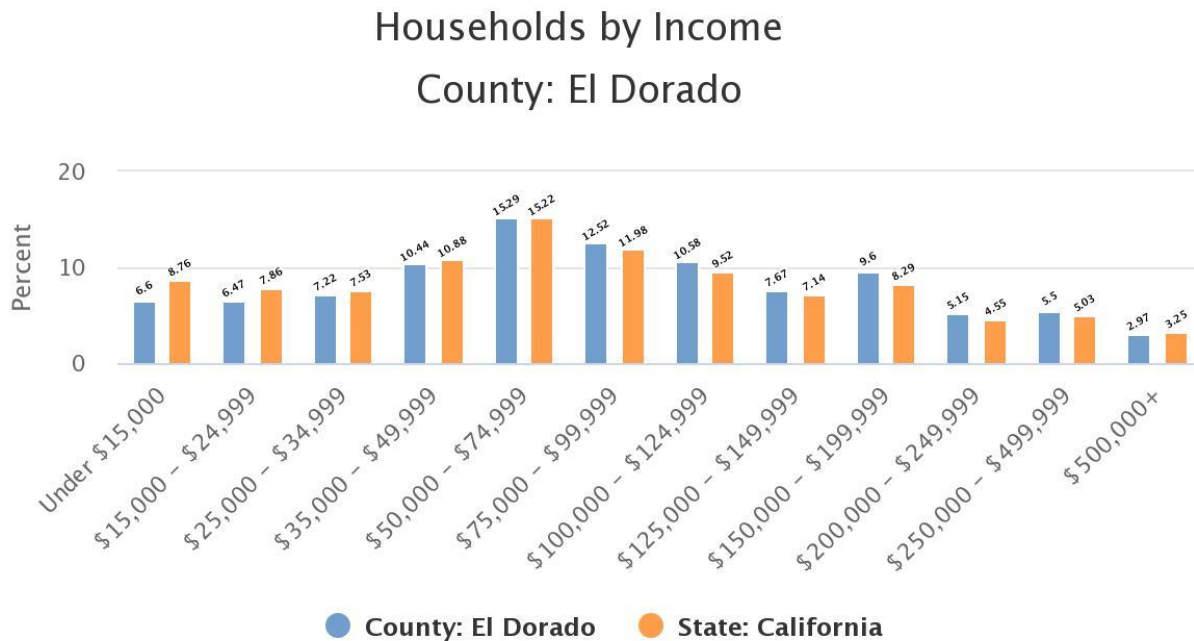
<http://www.welldorado.org/demographicdata?id=246§ionId=936>

Housing/Household Income:

With El Dorado County's aging population the number of households with children has decreased. The average household size is 2.51 persons with only 31.76% of households with children in 2018. While the number of four-person households is similar to California's (14.71%) the number of two person households is relatively higher, 37.84% to 28.67%. The number of families living in poverty has decreased to 2,985 (5.61%). Therefore, the number of families living below poverty has also decreased to 1,922 (3.61%).

There are 93,169 housing units for the 53,252 families in El Dorado County. A large number of homes are second or vacation homes. The medium cost for a home is \$525K. While the medium income has risen an average of 5% the home costs and rent have risen to 20%. Thus decreasing the opportunities for affordable housing. In addition, 15% of residents have had their fire insurance cancelled due to the devastating fires in California. Families who have been able to obtain fire insurance have had a significant increase in rates, which is an indicator to the increase

rental costs.



Claritas, 2019. www.welldorado.org

<http://www.welldorado.org/demographicdata?id=246§ionId=936>

Early Childhood Education

The El Dorado County Office of Education offers services to children ages 0-5 in their Early Head Start, Head Start and State Preschool programs. There is one other private childcare center that offers State Preschool services. According to the 2017 Child Care Portfolio produced by the California Child Care Resource and Referral Network there are 6,232 children in El Dorado County under the age of five years old. There are 3,154 children birth to two years old, 1,590 two year olds, 1,496 three year olds and 1,582 four year olds. Potentially half of the four year old population could be enrolled in Transitional Kindergarten and half could be eligible for preschool. Those four year olds missing the cutoff could be either enrolled in Head Start/State Preschool or on the wait list for Head Start/State Preschool Services. According to portfolio data, 10% or approximately 618 of El Dorado County's children birth to five years old are living in poverty and would be eligible for Head Start/State Preschool or Early Head Start services. The 2017 county self-assessment indication that 65% of preschool children at or below the federal poverty level attend some type of preschool.

Portfolio data indicates there are 4,744 children birth to three years old with 10% or 474 of those, income eligible for Early Head Start services. Early Head Start funded enrollment is 154 leaving 320 potentially eligible children left unserved.

Portfolio data indicates there are 3,078 children ages three years old and four years old with 10% or 307 of those income eligible for Head Start/State Preschool services. Head Start funded enrollment is 310. There are thirty-five income eligible children and 100 over income children on the wait list. The wait lists for Early Head Start and Head Start indicates an unmet need for services in El Dorado County particularly for the birth to three years old age group.

Health and Social Services Needs

Health:

Information from the Health Status Report updated in 2018 gives an overall view of the health needs in the county.

https://www.edcgov.us/Government/PublicHealth/Documents/FINAL2016Community_Health_Assessment_2018_Update.pdf

Some key points of the report include but are not limited to:

- Medical costs in the United States are extremely high, which means people without health insurance may not be able to afford medical treatment or prescription drugs. They are also less likely to get routine checkups and screenings; consequently if they do become ill they will not seek treatment until the condition is more advanced and often more difficult and costly to treat. Although 97% of the children have health insurance it can be difficult for them to get into a doctor for treatment or medical care. Access to primary care, specialty care and mental health care providers increases the likelihood that community members will have routine checkups and screenings.
- Oral Health - Over 185,000 people live in El Dorado County, and while the socioeconomic status of its residents is higher than the median in California, significant disparities exist in oral health and health care depending on one's household income, educational level, native language, and country of origin. This is especially true in children, where 36% of El Dorado County children were certified Medi-Cal eligible in May 2018. Despite having access to dental insurance, only 17% of Medi-Cal certified eligible 1 – 2 year olds and 42% of 3 – 5 year olds had a dental visit (2016), compared with a state average of 24 and 47% respectively. This may be due to the lack of dental providers in the area that accept children and medical. (Welldorado Community Oral Health Needs Assessment, October 2018)
- Over 68% adults and over 36% of adolescents in El Dorado County are overweight or obese. In El Dorado County, only 48.8% of children eat the recommended 5 or more servings of fruits and vegetables daily.

- 65.3% of adults in El Dorado County who report needing care for emotional, mental health or substance issues obtained help in the past year. Suicide is a major public health issue that affects people of all ages. Studies show that addressing psychiatric illness through early recognition, intervention and treatment is an effective way to combat suicidal behavior.
- Substance abuse is a major public health issue that has strong impact on individuals, families and communities. The use of illicit drugs, abuse of alcohol and addiction to pharmaceuticals is linked to serious health conditions such as heart disease, cancer and liver diseases, costing over \$60 billion annually in lost work productivity, healthcare and crime. 14.0% of Adults in El Dorado County are current smokers. (Does not include e-cigarettes or vapes) Alcohol and substance abuse are associated with a variety of negative health and safety outcomes, including alcohol related traffic accidents and other injuries, employment problems, family disputes and other interpersonal problems, which can result in injury or death. 43% of motor vehicle crash deaths in El Dorado County involve alcohol. 22.7% of Youth in El Dorado County report using tobacco.

Special Education:

Of the 82 children identified in the county receiving an IFSP El Dorado County Office Of Education Early Head Start is serving 56% of the children in program. Additionally, El Dorado County Office of Education Head Start is serving 9% of the 459 children identified with an IEP ages 3-4. Many of the children receiving IEP's in the county are being served directly through their home school district and not currently enrolled in a Head Start program.

Foster Youth/Child Protective Services:

Child Protective Services identify and provide a number of services to children identified at risk. In 2017, the 69 children between ages 0-4 who were identified as at risk 21 of those were referred over to EDCOE Early Head Start/ Head Start to receive services. The local Child Resource and Referral Agency, Choices for Children, services both CPS and Foster children with priority for receiving subsidized childcare.

Homelessness:

There are an estimated 900 children in El Dorado County experiencing homelessness. This estimate is based on the number of students age 0-18 receiving McKinney Vento services throughout the public school system. Because children below age 5 are not enrolled in the public school system, getting a more accurate count is difficult. Only the children currently enrolled in a County Office of Education State and Federally funded programs are accounted for.

Section 1: Number of children by age in the County (2018/2019)						Section 2: Number of children by age in EDCOE Head Start and Early Head Start (2018/2019)				
Age Group	IFSP	IEP	In CPS System	Foster Youth	Homeless	IFSP	IEP	In CPS System	Foster Youth	Homeless
0 - 2	80	0	45	73	58	23	0	13	9	49
3 & 4	2	459	24	40	51	0	51	12	12	44
5 - 12	0	1720	111	105	493	n/a	n/a	n/a	n/a	n/a
Total	82	2179	180	255	602	23	51	25	27	93

Community Resources:

Child Care: The El Dorado County Office of Education offers childcare programs for children ages 0-5 in the Early Head Start, Head Start and State Preschool programs. Choices for Children can provide families with additional childcare resources throughout the county.

Food Resources: A variety of community agencies which provide emergency food services include but are not limited to, The Food Bank of El Dorado County, Meals on Wheels, various local churches, The Upper Room, South Lake Tahoe Family Resource Center, SHARE Food Closet and the El Dorado Chamber of Commerce.

Clothing Resources: Various clothing closets are offered in the county with the assistance of local churches.

Housing: The Housing Authority of El Dorado County provides a rental subsidy assistance program. In addition, Housing Every Last Person (HELP) is an emergency housing program that assists homeless individuals/families on the Western Slope of El Dorado County.

Utilities: The Home Energy Assistance Program (HEAP), California Alternative Rates for Energy (CARE), the Rate Assistance Program (RAP) and the Low Income Discount Program (LIDP) provides assistance with utility bills.

Transportation: Dial a Ride and El Dorado Transit provide public service transportation to limited areas in the county.

Victim Assistance: The California Victim/Witness Assistance Program is a statewide effort to provide support services to victims and witnesses of crime.

Education: The El Dorado County Early Care and Education Planning Council administers the QRIS Professional Development and Scholarship Program for early care and education staff. The Folsom Lake College and Lake Tahoe Community College offer college courses on campus and through online distance education. The El Dorado County Office of Education offers GED programs.

Employment: Central Sierra Regional Occupational Program, Once Stop Connections and the Mother Lode Rehabilitations Enterprises provides special job information and training.

Parks and Recreation: South Lake Tahoe, Western Slope, Placerville Recreation and Parks Department provides a variety of classes ranging from music/art to sports, exercise and swim lessons.

Community Strengths/Challenges:

Strengths:

- A variety of local agencies to provide support to families in need.
- A strong commitment from the County Health Department to address the dental needs of child ages 0-5.
- A strong commitment from the El Dorado County Office of Education to support the implementation of education services for children ages 0-5.
- Community collaborations that strategically leverage funding to address the needs of the community.

Challenges:

- Change of population and families moving to different areas have resulted in areas of unmet need for childcare services.
- Oral health services must increase to address the needs of the 0-5 population.
- Additional funding will be need to address the unmet need of services to children ages 0-5.
- Repairs to existing facilities or new facilities will be needed to address the unmet need of services to children ages 0-5.
- Increase in the number of homeless families will require additional community resources.
- Increase of housing costs has resulted in a decrease in the percentage of affordable housing available to low-income families.