

EL DORADO COUNTY



RECORDER-CLERK REGISTRAR OF VOTERS William E. Schultz

**Recorder-Clerk
Commissioner of Civil Marriages**
360 Fair Lane
Placerville CA 95667
www.co.el-dorado.ca.us/countyclerk/
Phone: 530.621.5490
JANE KOHLSTEDT
Assistant Recorder-Clerk

Registrar of Voters
2850 Fairlane Court
P.O. Box 678001
Placerville CA 95667-8001
www.co.el-dorado.ca.us/elections/
Phone: 530.621.7480 Fax: 530.626.5514
NORMA GRAY
Assistant Registrar of Voters

CERTIFICATE OF RECORDER-CLERK-REGISTRAR OF VOTERS RESULT OF THE OFFICIAL CANVASS

STATE OF CALIFORNIA }
COUNTY OF EL DORADO } ss.


I, WILLIAM E. SCHULTZ, Recorder-Clerk-Registrar of Voters of the County of El Dorado, State of California, do hereby certify that, in pursuance of the provisions of Elections Code Section 15400, et seq., I did canvass the results of the votes cast in the Consolidated Districts Election held in said County on November 6, 2007, for district candidates that were submitted to the vote of the voters; and

WHEREAS, the Statement of Votes Cast, to which this certificate is attached, shows the whole number of votes cast for each candidate in said election, in said County and in each of the respective precincts herein, and that the totals of the respective columns and the totals as shown for each candidate are hereby recorded; therefore,

IT IS HEREBY STATED that the attached Statement of Votes Cast is deemed to be full, true and correct.

Witness my hand and official seal

this 14th day of November, 2007


WILLIAM E. SCHULTZ
Recorder-Clerk-Registrar of Voters



2007 DEC -4 AM 9:16
RECEIVED
BOARD OF SUPERVISORS
EL DORADO COUNTY



CONSOLIDATED PRECINCT COUNTS REPORT
CONSOLIDATED DISTRICTS ELECTION
TUESDAY, NOVEMBER 6, 2007

11/06/07

500001 LAKE VALLEY FIREHOUSE 6
1286 GOLDEN BEAR TRL SLT

Home Precinct	Ballot Type	Total	Dem	Rep	Aip	Grn	Lib	Nlp	P&F	Np	Pav
575404.00	3	252	93	65	9	7	3	0	1	74	96
575407.00	3	233	88	65	4	4	1	0	1	70	82
575407.01	3	284	118	97	5	1	1	0	0	62	122
575408.00	3	7	1	3	0	2	0	0	0	1	2
Total Voters ->		776	300	230	18	14	5	0	2	207	302

500002 LAKE TAHOE COMMUNITY COLLEGE
1 COLLEGE DR SLT

Home Precinct	Ballot Type	Total	Dem	Rep	Aip	Grn	Lib	Nlp	P&F	Np	Pav
565404.00	3	162	62	51	3	2	2	0	1	41	44
565405.00	3	101	42	32	2	0	1	0	1	23	51
565406.00	3	189	75	55	6	2	2	0	0	49	54
565407.00	3	96	30	30	4	0	2	0	0	30	22
565407.01	3	59	20	20	2	2	0	0	0	15	26
565413.00	3	170	79	37	4	2	0	0	0	48	67
565418.00	3	81	39	19	3	0	0	0	0	20	32
565419.00	3	100	33	18	6	0	4	0	0	39	17
Total Voters ->		958	380	262	30	8	11	0	2	265	313

500003 LAKE TAHOE ENV SCI MAGNET SCH A
1095 EAST SAN BERNARDINO AVE SLT

Home Precinct	Ballot Type	Total	Dem	Rep	Aip	Grn	Lib	Nlp	P&F	Np	Pav
575403.00	3	398	131	121	13	11	2	0	1	119	146
575403.01	3	19	7	3	0	0	0	0	0	9	6
575405.01	3	30	17	8	0	0	0	0	0	5	18
575409.00	3	198	60	59	9	4	1	0	0	65	71
575409.01	3	192	66	62	8	2	1	0	3	50	71
Total Voters ->		837	281	253	30	17	4	0	4	248	312

500004 TAHOE VALLEY TOWNHOMES
1055 TATA LN CLUBHOUSE SLT

Home Precinct	Ballot Type	Total	Dem	Rep	Aip	Grn	Lib	Nlp	P&F	Np	Pav
565414.00	3	120	39	32	11	1	1	0	2	34	27
565424.00	3	133	50	39	6	1	1	0	0	36	46
565425.00	3	141	60	21	4	6	1	0	2	47	37
565442.00	3	264	116	68	10	3	2	0	1	64	104
565445.00	3	68	27	14	0	1	0	0	0	26	28
Total Voters ->		726	292	174	31	12	5	0	5	207	242

500005 HOPE LUTHERAN CHURCH
930 JULIE LN SLT

Home Precinct	Ballot Type	Total	Dem	Rep	Aip	Grn	Lib	Nlp	P&F	Np	Pav
565401.00	3	150	70	39	7	1	0	0	1	32	83
565426.00	3	105	31	23	6	5	2	0	2	36	35
565441.00	3	192	84	37	9	4	2	0	2	54	71
565446.00	3	110	52	22	4	2	4	0	0	26	34
565447.00	3	185	62	54	7	4	2	0	2	54	45
Total Voters ->		742	299	175	33	16	10	0	7	202	268

**500006 CALVARY CHAPEL
2095 JAMES AVE SLT**

Home Precinct	Ballot Type	Total	Dem	Rep	Aip	Grn	Lib	Nlp	P&F	Np	Pav
565427.00	3	126	53	34	4	3	0	0	2	30	45
565428.00	3	141	62	29	5	5	0	0	0	40	35
565429.00	3	139	54	51	4	0	1	0	0	29	41
565448.00	3	134	53	33	6	2	2	0	0	38	49
565449.00	3	96	38	29	2	0	0	0	0	27	30
565450.00	3	120	46	30	3	3	3	0	1	34	33
Total Voters ->		756	306	206	24	13	6	0	3	198	233

**500007 SOUTH LAKE TAHOE FIRE STA 3
2101 LAKE TAHOE BLVD SLT**

Home Precinct	Ballot Type	Total	Dem	Rep	Aip	Grn	Lib	Nlp	P&F	Np	Pav
565430.00	3	145	48	37	6	2	3	0	1	48	42
565431.00	3	236	88	102	7	2	0	0	1	36	120
565436.00	3	116	36	35	5	5	0	0	0	35	42
565444.00	3	183	62	69	6	2	2	0	1	41	77
565453.00	3	196	82	49	7	7	0	0	2	49	72
Total Voters ->		876	316	292	31	18	5	0	5	209	353

**500008 AMERICAN LEGION POST 795
2748 LAKE TAHOE BLVD SLT**

Home Precinct	Ballot Type	Total	Dem	Rep	Aip	Grn	Lib	Nlp	P&F	Np	Pav
565432.00	3	119	57	14	5	2	2	0	1	38	33
565433.00	3	146	61	29	8	10	2	0	0	36	41
565434.00	3	153	63	32	6	8	0	0	1	43	47
565435.00	3	121	52	25	5	7	0	0	0	32	36
565451.00	3	136	58	28	7	3	1	0	0	39	32
565452.00	3	100	37	25	2	2	2	0	0	32	22
565458.00	3	112	49	20	5	2	0	0	1	35	35
565459.00	3	81	28	26	2	3	1	0	0	21	32
Total Voters ->		968	405	199	40	37	8	0	3	276	278

**500009 SOUTH LAKE TAHOE FIRE STA 2
2951 LAKE TAHOE BLVD SLT**

Home Precinct	Ballot Type	Total	Dem	Rep	Aip	Grn	Lib	Nlp	P&F	Np	Pav
565437.00	3	94	46	12	7	2	0	0	1	26	33
565438.00	3	98	37	21	3	7	1	0	0	29	18
565439.00	3	210	89	56	8	0	1	0	1	55	80
565454.00	3	176	61	45	12	8	2	0	1	47	55
565455.00	3	150	58	28	4	5	6	0	4	45	37
565456.00	3	163	64	38	3	3	1	0	1	53	36
Total Voters ->		891	355	200	37	25	11	0	8	255	259

**500010 TAHOE KEYS PROP OWNERS ASSN
356 ALA WAI BLVD SLT**

Home Precinct	Ballot Type	Total	Dem	Rep	Aip	Grn	Lib	Nlp	P&F	Np	Pav
565440.00	3	97	26	43	4	0	1	0	0	23	45
565443.00	3	140	27	82	3	2	1	0	1	24	58
565457.00	3	243	58	127	3	1	1	0	1	52	112
565460.00	3	71	26	27	3	0	0	0	0	15	38
Total Voters ->		551	137	279	13	3	3	0	2	114	253

**500011 LAKE TAHOE CHRISTIAN FELLOWSHIP
3580 BLACKWOOD RD SLT AREA B**

Home Precinct	Ballot Type	Total	Dem	Rep	Aip	Grn	Lib	Nlp	P&F	Np	Pav
565408.00	3	98	35	14	6	2	0	0	0	41	21
565409.00	3	103	42	23	3	3	1	0	1	30	28
565410.00	3	117	47	23	3	2	1	0	0	41	25
565411.00	3	58	15	24	3	0	2	0	1	13	20
565412.00	3	145	66	25	8	2	0	0	1	43	23
565420.00	3	44	13	10	0	0	2	0	0	19	8
565421.00	3	144	48	41	3	7	1	0	1	43	63
565422.00	3	102	37	18	4	3	0	0	4	36	17
565423.00	3	47	20	16	1	0	0	0	1	9	18
Total Voters ->		858	323	194	31	19	7	0	9	275	223

**500012 LAKE TAHOE ENV SCI MAGNET SCH B
1095 EAST SAN BERNARDINO AVE SLT**

Home Precinct	Ballot Type	Total	Dem	Rep	Aip	Grn	Lib	Nlp	P&F	Np	Pav
575411.00	3	60	31	13	0	0	1	0	1	14	25
575411.01	3	115	47	35	8	2	3	0	0	20	44
575413.04	3	295	131	72	8	6	1	0	2	75	134
575414.00	3	330	111	99	11	8	2	0	1	98	112
Total Voters ->		800	320	219	27	16	7	0	4	207	315

**500013 LAKE TAHOE CHRISTIAN FELLOWSHIP
3580 BLACKWOOD RD SLT AREA A**

Home Precinct	Ballot Type	Total	Dem	Rep	Aip	Grn	Lib	Nlp	P&F	Np	Pav
575405.00	3	265	99	100	4	4	2	0	3	53	121
575406.00	3	0	0	0	0	0	0	0	0	0	0
575406.03	3	200	71	82	4	3	1	0	1	38	86
575418.00	3	317	117	90	9	10	8	0	4	79	132
Total Voters ->		782	287	272	17	17	11	0	8	170	339

**500014 SOUTH LAKE TAHOE LIBRARY
1000 RUFUS ALLEN BLVD**

Home Precinct	Ballot Type	Total	Dem	Rep	Aip	Grn	Lib	Nlp	P&F	Np	Pav
565402.00	3	115	53	31	6	0	3	0	0	22	43
565403.00	3	89	38	15	3	2	0	0	2	29	15
565415.00	3	129	55	34	3	2	2	0	1	32	33
565416.00	3	153	47	44	5	6	4	0	1	46	40
565417.00	3	85	34	30	2	2	0	0	0	17	28
Total Voters ->		571	227	154	19	12	9	0	4	146	159

**500015 SOUTH LAKE TAHOE AIRPORT
1901 AIRPORT RD STR LEVEL**

Home Precinct	Ballot Type	Total	Dem	Rep	Aip	Grn	Lib	Nlp	P&F	Np	Pav
575410.00	3	96	34	22	4	1	2	0	0	33	43
575412.00	3	437	177	132	11	8	4	0	0	105	212
575416.00	3	355	140	72	11	24	2	0	1	105	149
Total Voters ->		888	351	226	26	33	8	0	1	243	404

**500016 LAKE VALLEY FIREHOUSE 7
2211 KEETAK ST MEYERS**


Home Precinct	Ballot Type	Total	Dem	Rep	Aip	Grn	Lib	Nlp	P&F	Np	Pav
575401.00	3	287	124	80	7	8	4	0	0	64	110
575401.01	3	357	132	102	13	6	2	0	0	102	132
575402.00	3	152	62	34	3	6	1	0	0	46	62

		Total Voters ->	796	318	216	23	20	7	0	0	212	304
999204		MAIL BALLOT PRECINCT VOTER BALLOT WILL BE SENT IN THE MAIL										
Home Precinct	Ballot Type	Total	Dem	Rep	Aip	Grn	Lib	Nlp	P&F	Np	Pav	
275401.00	4	0	0	0	0	0	0	0	0	0	0	
275401.02	4	14	4	5	1	0	0	0	0	4	8	
275401.03	4	0	0	0	0	0	0	0	0	0	0	
275401.04	4	0	0	0	0	0	0	0	0	0	0	
275401.05	4	0	0	0	0	0	0	0	0	0	0	
Total Voters ->		14	4	5	1	0	0	0	0	4	8	
999205		MAIL BALLOT PRECINCT VOTER BALLOT WILL BE SENT IN THE MAIL										
Home Precinct	Ballot Type	Total	Dem	Rep	Aip	Grn	Lib	Nlp	P&F	Np	Pav	
228409.03	5	217	77	80	3	2	3	0	1	51	116	
Total Voters ->		217	77	80	3	2	3	0	1	51	116	
999206		MAIL BALLOT PRECINCT VOTER BALLOT WILL BE SENT IN THE MAIL										
Home Precinct	Ballot Type	Total	Dem	Rep	Aip	Grn	Lib	Nlp	P&F	Np	Pav	
261403.01	6	84	29	39	2	1	0	0	0	13	46	
261403.03	6	177	52	89	7	0	0	0	2	27	103	
Total Voters ->		261	81	128	9	1	0	0	2	40	149	
999207		MAIL BALLOT PRECINCT VOTER BALLOT WILL BE SENT IN THE MAIL										
Home Precinct	Ballot Type	Total	Dem	Rep	Aip	Grn	Lib	Nlp	P&F	Np	Pav	
211001.02	7	67	15	41	3	1	1	0	0	6	29	
211002.00	7	31	8	18	0	0	2	0	0	3	15	
211002.01	7	5	1	4	0	0	0	0	0	0	4	
211002.07	7	1	1	0	0	0	0	0	0	0	0	
Total Voters ->		104	25	63	3	1	3	0	0	9	48	
999408		MAIL BALLOT PRECINCT VOTER BALLOT WILL BE SENT IN THE MAIL										
Home Precinct	Ballot Type	Total	Dem	Rep	Aip	Grn	Lib	Nlp	P&F	Np	Pav	
413413.03	8	61	12	37	1	0	3	0	0	8	33	
Total Voters ->		61	12	37	1	0	3	0	0	8	33	
999501		MAIL BALLOT PRECINCT VOTER BALLOT WILL BE SENT IN THE MAIL										
Home Precinct	Ballot Type	Total	Dem	Rep	Aip	Grn	Lib	Nlp	P&F	Np	Pav	
575410.02	1	174	49	75	5	2	1	0	0	42	117	
Total Voters ->		174	49	75	5	2	1	0	0	42	117	
999502		MAIL BALLOT PRECINCT VOTER BALLOT WILL BE SENT IN THE MAIL										
Home Precinct	Ballot Type	Total	Dem	Rep	Aip	Grn	Lib	Nlp	P&F	Np	Pav	
575410.03	2	0	0	0	0	0	0	0	0	0	0	
Total Voters ->		0	0	0	0	0	0	0	0	0	0	
999503		MAIL BALLOT PRECINCT VOTER BALLOT WILL BE SENT IN THE MAIL										
Home Precinct	Ballot Type	Total	Dem	Rep	Aip	Grn	Lib	Nlp	P&F	Np	Pav	
575410.06	3	14	4	8	0	0	0	0	0	2	9	
Total Voters ->		14	4	8	0	0	0	0	0	2	9	
999564		MAIL BALLOT PRECINCT VOTER BALLOT WILL BE SENT IN THE MAIL										
Home Precinct	Ballot Type	Total	Dem	Rep	Aip	Grn	Lib	Nlp	P&F	Np	Pav	
565402.01	4	0	0	0	0	0	0	0	0	0	0	

565405.01	4	0	0	0	0	0	0	0	0	0	0
565411.01	4	0	0	0	0	0	0	0	0	0	0
565414.01	4	0	0	0	0	0	0	0	0	0	0
565437.01	4	0	0	0	0	0	0	0	0	0	0
565446.01	4	10	3	2	3	0	0	0	0	2	4
Total Voters ->		10	3	2	3	0	0	0	0	2	4

999574 MAIL BALLOT PRECINCT VOTER
BALLOT WILL BE SENT IN THE MAIL

Home Precinct	Ballot Type	Total	Dem	Rep	Aip	Grn	Lib	Nlp	P&F	Np	Pav
575401.03	4	0	0	0	0	0	0	0	0	0	0
575402.03	4	0	0	0	0	0	0	0	0	0	0
575403.02	4	0	0	0	0	0	0	0	0	0	0
575403.03	4	0	0	0	0	0	0	0	0	0	0
575403.04	4	0	0	0	0	0	0	0	0	0	0
575405.02	4	0	0	0	0	0	0	0	0	0	0
575405.04	4	0	0	0	0	0	0	0	0	0	0
575406.02	4	0	0	0	0	0	0	0	0	0	0
575407.03	4	0	0	0	0	0	0	0	0	0	0
575408.01	4	1	0	1	0	0	0	0	0	0	0
575410.01	4	0	0	0	0	0	0	0	0	0	0
575410.04	4	0	0	0	0	0	0	0	0	0	0
575410.05	4	0	0	0	0	0	0	0	0	0	0
575413.00	4	0	0	0	0	0	0	0	0	0	0
575413.01	4	6	1	3	0	0	0	0	0	2	2
575413.02	4	6	3	2	0	0	0	0	0	1	4
575413.03	4	0	0	0	0	0	0	0	0	0	0
575413.05	4	0	0	0	0	0	0	0	0	0	0
Total Voters ->		13	4	6	0	0	0	0	0	3	6
Report Total ->		13644	5156	3955	455	286	127	0	70	3595	5047



Election Summary Report
CONSOLIDATED DISTRICTS ELECTION
 Summary For Jurisdiction Wide, All Counters, All Races
OFFICIAL FINAL REPORT

Date: 11/14/07
 Time: 15:14:54
 Page: 1 of 2

Registered Voters 13647 - Cards Cast 4249 31.14%

Num. Report Precinct 26 - Num. Reporting 26 100.00%

Lake Tahoe Community College District			
Trustee	Total		
Number of Precincts	22		
Precincts Reporting	22	100.0 %	
Vote For	2		
Times Counted	3920/13004	30.1 %	
Total Votes	6439		
KENNETH ROLLSTON	1219	18.93%	
FREDERICK WENCK	1742	27.05%	
WILLIAM M BURNS	992	15.41%	
KAREN M BORGES	2465	38.28%	

Fallen Leaf Lake Community Services			
District Director	Total		
Number of Precincts	2		
Precincts Reporting	2	100.0 %	
Vote For	3		
Times Counted	134/177	75.7 %	
Total Votes	385		
LARRY CALOF	63	16.36%	
KARL STAUFFER	48	12.47%	
JAMES P KELLY	9	2.34%	
DANA CLARK	91	23.64%	
ERIC THADEN	71	18.44%	
TERRI LYNN THOMAS	103	26.75%	

Lake Tahoe Unified School District			
Trustee	Total		
Number of Precincts	22		
Precincts Reporting	22	100.0 %	
Vote For	3		
Times Counted	3920/13004	30.1 %	
Total Votes	9685		
2 SUE NOVASEL	1825	18.84%	
LAURI KEMPER	1725	17.81%	
3 LARRY GREEN	1786	18.44%	
1 MICHAEL P DOYLE	1999	20.64%	
BARBARA BANNAR	1783	18.41%	
JILL SANDERS	547	5.65%	

Hillwood Community Services District			
Director - Unexpired Short Term	Total		
Number of Precincts	1		
Precincts Reporting	1	100.0 %	
Vote For	1		
Times Counted	131/261	50.2 %	
Total Votes	131		
LISA EGLY	17	12.98%	
JIM GEORGE	49	37.40%	
SAM AXTELL	65	49.62%	


Cosumnes River Community Services			
District Director - Full Term	Total		
Number of Precincts	1		
Precincts Reporting	1	100.0 %	
Vote For	2		
Times Counted	86/217	39.6 %	
Total Votes	144		
JODIE MORAN	54	37.50%	
JULIA WILEY	36	25.00%	
KIRK DAUGHERTY	54	37.50%	


Marble Mountain Community Services			
District Director	Total		
Number of Precincts	1		
Precincts Reporting	1	100.0 %	
Vote For	3		
Times Counted	72/104	69.2 %	
Total Votes	198		
BLAKE BARTEL	59	29.80%	
JOE ACCETTURA	19	9.60%	
MATTIAS V BERGMAN	65	32.83%	
JEFF PEEL	48	24.24%	

Cosumnes River Community Services			
District Director - Unexpired Short Term	Total		
Number of Precincts	1		
Precincts Reporting	1	100.0 %	
Vote For	1		
Times Counted	86/217	39.6 %	
Total Votes	82		
ROCKY LA ROCHELLE	14	17.07%	
JOHN KAHLING	68	82.93%	

South Tahoe Public Utility District			
Director Seat 1 - Unexpired Short Term	Total		
Number of Precincts	18		
Precincts Reporting	18	100.0 %	
Vote For	1		
Times Counted	3906/12967	30.1 %	
Total Votes	3514		
JULIE THREEWIT	1123	31.96%	
ERNIE CLAUDIO	1572	44.74%	
KATHLEEN FARRELL	808	22.99%	

I, William E. Schultz, Recorder-Clerk-Registrar of Voters, County of El Dorado, State of California, do hereby certify the results of the Consolidated Districts Election held November 6, 2007, to be as stated above.


 William E. Schultz


 Date

1950

1951

1952

1953

1954

1955

1956

1957

1958

1959

1960

1961

1962

1963

1964

1965

1966

1967

1968

1969

1970

1971

1972

1973

1974

1975

1976

1977

1978

1979

1980

1981

1982

1983

1984

1985

1986

1987

1988

Election Summary Report
CONSOLIDATED DISTRICTS ELECTION
Summary For Jurisdiction Wide, All Counters, All Races
OFFICIAL FINAL REPORT

Date: 11/14/07
 Time: 15:14:54
 Page: 2 of 2

Registered Voters 13647 - Cards Cast 4249 31.14%

Num. Report Precinct 26 - Num. Reporting 26 100.00%

South Tahoe Public Utility District		
Director Seat 3	Total	
Number of Precincts	18	
Precincts Reporting	18	100.0 %
Vote For	1	
Times Counted	3906/12967	30.1 %
Total Votes	3646	
MARY LOU MOSBACHER	1926	52.83%
JOHN W RUNNELS	1700	46.63%

Recall RICHARD BARTHOLOMEW		
Successor	Total	
Number of Precincts	1	
Precincts Reporting	1	100.0 %
Vote For	1	
Times Counted	40/61	65.6 %
Total Votes	34	
JUDY ALGER	31	91.18%

South Tahoe Public Utility District		
Director Seat 4	Total	
Number of Precincts	18	
Precincts Reporting	18	100.0 %
Vote For	1	
Times Counted	3906/12967	30.1 %
Total Votes	3573	
DUANE WALLACE	1667	46.66%
DALE I RISE	1895	53.04%


Recall DAINA CULLEN Question		
	Total	
Number of Precincts	1	
Precincts Reporting	1	100.0 %
Vote For	1	
Times Counted	40/61	65.6 %
Total Votes	39	
YES	32	82.05%
NO	7	17.95%

Recall CHRISTI DEAN Question		
	Total	
Number of Precincts	1	
Precincts Reporting	1	100.0 %
Vote For	1	
Times Counted	40/61	65.6 %
Total Votes	38	
YES	30	78.95%
NO	8	21.05%

Recall DAINA CULLEN Successor		
	Total	
Number of Precincts	1	
Precincts Reporting	1	100.0 %
Vote For	1	
Times Counted	40/61	65.6 %
Total Votes	35	
FRANK G CAPONE	32	91.43%

Recall CHRISTI DEAN Successor		
	Total	
Number of Precincts	1	
Precincts Reporting	1	100.0 %
Vote For	1	
Times Counted	40/61	65.6 %
Total Votes	32	
JUDY MERTEN	27	84.38%

Recall RICHARD BARTHOLOMEW		
Question	Total	
Number of Precincts	1	
Precincts Reporting	1	100.0 %
Vote For	1	
Times Counted	40/61	65.6 %
Total Votes	38	
YES	32	84.21%
NO	6	15.79%



Statement of Votes Cast
CONSOLIDATED DISTRICTS ELECTION
 SOVC For Jurisdiction Wide, All Counters, All Races
OFFICIAL STATEMENT OF VOTES CAST

Date:11/14/07
 Time:15:15:41
 Page:1 of 48

	TURN OUT		
	Reg. Voters	Cards Cast	% Turnout
Jurisdiction Wide			
500001-CP 500001			
Polling	776	100	12.89%
Polling TSx	776	0	0.00%
Canvass	776	4	0.52%
Absentee	776	168	21.65%
Total	776	272	35.05%
500002-CP 500002			
Polling	958	58	6.05%
Polling TSx	958	0	0.00%
Canvass	958	8	0.84%
Absentee	958	174	18.16%
Total	958	240	25.05%
500003-CP 500003			
Polling	837	84	10.04%
Polling TSx	837	0	0.00%
Canvass	837	1	0.12%
Absentee	837	164	19.59%
Total	837	249	29.75%
500004-CP 500004			
Polling	726	73	10.06%
Polling TSx	726	0	0.00%
Canvass	726	2	0.28%
Absentee	726	128	17.63%
Total	726	203	27.96%
500005-CP 500005			
Polling	742	80	10.78%
Polling TSx	742	0	0.00%
Canvass	742	7	0.94%
Absentee	742	137	18.46%
Total	742	224	30.19%
500006-CP 500006			
Polling	756	60	7.94%
Polling TSx	756	2	0.26%
Canvass	756	0	0.00%
Absentee	756	138	18.25%
Total	756	200	26.46%
500007-CP 500007			
Polling	876	83	9.47%
Polling TSx	876	0	0.00%
Canvass	876	4	0.46%
Absentee	876	205	23.40%
Total	876	292	33.33%
500008-CP 500008			
Polling	968	61	6.30%
Polling TSx	968	0	0.00%
Canvass	968	2	0.21%
Absentee	968	133	13.74%
Total	968	196	20.25%
500009-CP 500009			
Polling	891	63	7.07%
Polling TSx	891	0	0.00%
Canvass	891	11	1.23%
Absentee	891	125	14.03%
Total	891	199	22.33%
500010-CP 500010			
Polling	551	80	14.52%
Polling TSx	551	0	0.00%
Canvass	551	9	1.63%
Absentee	551	153	27.77%
Total	551	242	43.92%

Statement of Votes Cast
CONSOLIDATED DISTRICTS ELECTION
 SOVC For Jurisdiction Wide, All Counters, All Races
OFFICIAL STATEMENT OF VOTES CAST

Date: 11/14/07
 Time: 15:15:41
 Page: 2 of 48

	TURN OUT		
	Reg. Voters	Cards Cast	% Turnout
500011-CP 500011			
Polling	858	40	4.66%
Polling TSx	858	0	0.00%
Canvass	858	2	0.23%
Absentee	858	99	11.54%
Total	858	141	16.43%
500012-CP 500012			
Polling	800	106	13.25%
Polling TSx	800	6	0.75%
Canvass	800	2	0.25%
Absentee	800	180	22.50%
Total	800	294	36.75%
500013-CP 500013			
Polling	782	89	11.38%
Polling TSx	782	0	0.00%
Canvass	782	4	0.51%
Absentee	782	188	24.04%
Total	782	281	35.93%
500014-CP 500014			
Polling	571	37	6.48%
Polling TSx	571	0	0.00%
Canvass	571	4	0.70%
Absentee	571	76	13.31%
Total	571	117	20.49%
500015-CP 500015			
Polling	888	94	10.59%
Polling TSx	888	0	0.00%
Canvass	888	4	0.45%
Absentee	888	266	29.95%
Total	888	364	40.99%
500016-CP 500016			
Polling	796	85	10.68%
Polling TSx	796	5	0.63%
Canvass	796	4	0.50%
Absentee	796	160	20.10%
Total	796	254	31.91%
999204-MB 999204			
Polling	14	4	28.57%
Polling TSx	14	0	0.00%
Canvass	14	0	0.00%
Absentee	14	0	0.00%
Total	14	4	28.57%
999205-MB 999205			
Polling	217	86	39.63%
Polling TSx	217	0	0.00%
Canvass	217	0	0.00%
Absentee	217	0	0.00%
Total	217	86	39.63%
999206-MB 999206			
Polling	261	131	50.19%
Polling TSx	261	0	0.00%
Canvass	261	0	0.00%
Absentee	261	0	0.00%
Total	261	131	50.19%
999207-MB 999207			
Polling	104	72	69.23%
Polling TSx	104	0	0.00%
Canvass	104	0	0.00%
Absentee	104	0	0.00%
Total	104	72	69.23%
999408-MB 999408			

Statement of Votes Cast
CONSOLIDATED DISTRICTS ELECTION
 SOVC For Jurisdiction Wide, All Counters, All Races
OFFICIAL STATEMENT OF VOTES CAST

Date:11/14/07
 Time:15:15:41
 Page:3 of 48

	TURN OUT		
	Reg. Voters	Cards Cast	% Turnout
Polling	61	40	65.57%
Polling TSx	61	0	0.00%
Canvass	61	0	0.00%
Absentee	61	0	0.00%
Total	61	40	65.57%
999501-MB 999501			
Polling	177	134	75.71%
Polling TSx	177	0	0.00%
Canvass	177	0	0.00%
Absentee	177	0	0.00%
Total	177	134	75.71%
999502-MB 999502			
Polling	0	0	-
Polling TSx	0	0	-
Canvass	0	0	-
Absentee	0	0	-
Total	0	0	-
999503-MB 999503			
Polling	14	4	28.57%
Polling TSx	14	0	0.00%
Canvass	14	0	0.00%
Absentee	14	0	0.00%
Total	14	4	28.57%
999564-MB 999564			
Polling	10	5	50.00%
Polling TSx	10	0	0.00%
Canvass	10	0	0.00%
Absentee	10	0	0.00%
Total	10	5	50.00%
999574-MB 999574			
Polling	13	5	38.46%
Polling TSx	13	0	0.00%
Canvass	13	0	0.00%
Absentee	13	0	0.00%
Total	13	5	38.46%
Total			
Polling	13647	1674	12.27%
Polling TSx	13647	13	0.10%
Canvass	13647	68	0.50%
Absentee	13647	2494	18.28%
Total	13647	4249	31.14%

Statement of Votes Cast
CONSOLIDATED DISTRICTS ELECTION
 SOVC For Jurisdiction Wide, All Counters, All Races
OFFICIAL STATEMENT OF VOTES CAST

Date:11/14/07
 Time:15:15:41
 Page:4 of 48

		Lake Tahoe Community College District Trustee									
		Reg. Voters	Times Counted	KENNETH ROLLSTON		FREDERICK WENCK		WILLIAM M BURNS		KAREN M BORGES	
Jurisdiction Wide											
500001-CP 500001											
Polling		776	100	37	21.39%	43	24.86%	24	13.87%	69	39.88%
Polling TSx		776	0	0	-	0	-	0	-	0	-
Canvass		776	4	2	25.00%	2	25.00%	1	12.50%	3	37.50%
Absentee		776	168	57	19.79%	96	33.33%	38	13.19%	97	33.68%
Total		776	272	96	20.47%	141	30.06%	63	13.43%	169	36.03%
500002-CP 500002											
Polling		958	58	17	18.68%	18	19.78%	14	15.38%	42	46.15%
Polling TSx		958	0	0	-	0	-	0	-	0	-
Canvass		958	8	1	9.09%	2	18.18%	2	18.18%	6	54.55%
Absentee		958	174	50	16.39%	89	29.18%	53	17.38%	111	36.39%
Total		958	240	68	16.71%	109	26.78%	69	16.95%	159	39.07%
500003-CP 500003											
Polling		837	84	32	24.24%	33	25.00%	22	16.67%	45	34.09%
Polling TSx		837	0	0	-	0	-	0	-	0	-
Canvass		837	1	0	0.00%	0	0.00%	0	0.00%	1	100.00%
Absentee		837	164	42	16.28%	71	27.52%	48	18.60%	97	37.60%
Total		837	249	74	18.93%	104	26.60%	70	17.90%	143	36.57%
500004-CP 500004											
Polling		726	73	24	20.00%	37	30.83%	15	12.50%	43	35.83%
Polling TSx		726	0	0	-	0	-	0	-	0	-
Canvass		726	2	0	0.00%	1	50.00%	0	0.00%	1	50.00%
Absentee		726	128	47	21.56%	44	20.18%	40	18.35%	83	38.07%
Total		726	203	71	20.88%	82	24.12%	55	16.18%	127	37.35%
500005-CP 500005											
Polling		742	80	25	18.25%	28	20.44%	23	16.79%	59	43.07%
Polling TSx		742	0	0	-	0	-	0	-	0	-
Canvass		742	7	2	14.29%	4	28.57%	2	14.29%	6	42.86%
Absentee		742	137	35	14.83%	60	25.42%	38	16.10%	100	42.37%
Total		742	224	62	16.02%	92	23.77%	63	16.28%	165	42.64%
500006-CP 500006											
Polling		756	60	15	14.85%	24	23.76%	18	17.82%	44	43.56%
Polling TSx		756	2	0	0.00%	1	33.33%	0	0.00%	2	66.67%
Canvass		756	0	0	-	0	-	0	-	0	-
Absentee		756	138	27	11.79%	60	26.20%	43	18.78%	98	42.79%
Total		756	200	42	12.61%	85	25.53%	61	18.32%	144	43.24%
500007-CP 500007											
Polling		876	83	26	18.98%	35	25.55%	20	14.60%	55	40.15%
Polling TSx		876	0	0	-	0	-	0	-	0	-
Canvass		876	4	1	16.67%	1	16.67%	1	16.67%	3	50.00%
Absentee		876	205	70	20.23%	100	28.90%	46	13.29%	130	37.57%
Total		876	292	97	19.84%	136	27.81%	67	13.70%	188	38.45%
500008-CP 500008											
Polling		968	61	10	10.64%	29	30.85%	15	15.96%	40	42.55%
Polling TSx		968	0	0	-	0	-	0	-	0	-
Canvass		968	2	1	25.00%	1	25.00%	1	25.00%	1	25.00%
Absentee		968	133	31	14.29%	57	26.27%	44	20.28%	84	38.71%
Total		968	196	42	13.33%	87	27.62%	60	19.05%	125	39.68%
500009-CP 500009											
Polling		891	63	25	23.15%	26	24.07%	11	10.19%	46	42.59%
Polling TSx		891	0	0	-	0	-	0	-	0	-
Canvass		891	11	2	15.38%	0	0.00%	2	15.38%	9	69.23%
Absentee		891	125	43	21.83%	53	26.90%	33	16.75%	65	32.99%
Total		891	199	70	22.01%	79	24.84%	46	14.47%	120	37.74%
500010-CP 500010											
Polling		551	80	37	27.41%	34	25.19%	11	8.15%	53	39.26%
Polling TSx		551	0	0	-	0	-	0	-	0	-
Canvass		551	9	3	25.00%	3	25.00%	1	8.33%	5	41.67%
Absentee		551	153	52	20.23%	67	26.07%	34	13.23%	104	40.47%
Total		551	242	92	22.77%	104	25.74%	46	11.39%	162	40.10%

Statement of Votes Cast
CONSOLIDATED DISTRICTS ELECTION
 SOVC For Jurisdiction Wide, All Counters, All Races
OFFICIAL STATEMENT OF VOTES CAST

Date: 11/14/07
 Time: 15:15:41
 Page: 6 of 48

Lake Tahoe Community College District Trustee										
	Reg. Voters	Times Counted	KENNETH ROLLSTON		FREDERICK WENCK		WILLIAM M BURNS		KAREN M BORGES	
Polling	-	-	-	-	-	-	-	-	-	-
Polling TSx	-	-	-	-	-	-	-	-	-	-
Canvass	-	-	-	-	-	-	-	-	-	-
Absentee	-	-	-	-	-	-	-	-	-	-
Total	-	-	-	-	-	-	-	-	-	-
999501-MB 999501										
Polling	177	134	46	30.67%	56	37.33%	22	14.67%	26	17.33%
Polling TSx	177	0	0	-	0	-	0	-	0	-
Canvass	177	0	0	-	0	-	0	-	0	-
Absentee	177	0	0	-	0	-	0	-	0	-
Total	177	134	46	30.67%	56	37.33%	22	14.67%	26	17.33%
999502-MB 999502										
Polling	0	0	0	-	0	-	0	-	0	-
Polling TSx	0	0	0	-	0	-	0	-	0	-
Canvass	0	0	0	-	0	-	0	-	0	-
Absentee	0	0	0	-	0	-	0	-	0	-
Total	0	0	0	-	0	-	0	-	0	-
999503-MB 999503										
Polling	14	4	2	50.00%	2	50.00%	0	0.00%	0	0.00%
Polling TSx	14	0	0	-	0	-	0	-	0	-
Canvass	14	0	0	-	0	-	0	-	0	-
Absentee	14	0	0	-	0	-	0	-	0	-
Total	14	4	2	50.00%	2	50.00%	0	0.00%	0	0.00%
999564-MB 999564										
Polling	10	5	4	44.44%	0	0.00%	3	33.33%	2	22.22%
Polling TSx	10	0	0	-	0	-	0	-	0	-
Canvass	10	0	0	-	0	-	0	-	0	-
Absentee	10	0	0	-	0	-	0	-	0	-
Total	10	5	4	44.44%	0	0.00%	3	33.33%	2	22.22%
999574-MB 999574										
Polling	13	5	1	14.29%	0	0.00%	2	28.57%	4	57.14%
Polling TSx	13	0	0	-	0	-	0	-	0	-
Canvass	13	0	0	-	0	-	0	-	0	-
Absentee	13	0	0	-	0	-	0	-	0	-
Total	13	5	1	14.29%	0	0.00%	2	28.57%	4	57.14%
Total										
Polling	13004	1345	465	21.78%	559	26.18%	299	14.00%	807	37.80%
Polling TSx	13004	13	2	9.09%	6	27.27%	3	13.64%	11	50.00%
Canvass	13004	68	21	20.79%	23	22.77%	12	11.88%	45	44.55%
Absentee	13004	2494	731	17.48%	1154	27.60%	678	16.22%	1602	38.32%
Total	13004	3920	1219	18.93%	1742	27.05%	992	15.41%	2465	38.28%

Statement of Votes Cast
CONSOLIDATED DISTRICTS ELECTION
 SOVC For Jurisdiction Wide, All Counters, All Races
OFFICIAL STATEMENT OF VOTES CAST

Date: 11/14/07
 Time: 15:15:41
 Page: 7 of 48

Lake Tahoe Unified School District Trustee										
	Reg. Voters	Times Counted	SUE NOVASEL		LAURI KEMPER		LARRY GREEN		MICHAEL P DOYLE	
Jurisdiction Wide										
500001-CP 500001										
Polling	776	100	44	17.67%	45	18.07%	48	19.28%	58	23.29%
Polling TSx	776	0	0	-	0	-	0	-	0	-
Canvass	776	4	2	16.67%	2	16.67%	3	25.00%	3	25.00%
Absentee	776	168	79	18.63%	75	17.69%	77	18.16%	86	20.28%
Total	776	272	125	18.25%	122	17.81%	128	18.69%	147	21.46%
500002-CP 500002										
Polling	958	58	35	24.31%	38	26.39%	23	15.97%	22	15.28%
Polling TSx	958	0	0	-	0	-	0	-	0	-
Canvass	958	8	1	7.14%	4	28.57%	5	35.71%	3	21.43%
Absentee	958	174	82	18.72%	73	16.67%	84	19.18%	97	22.15%
Total	958	240	118	19.80%	115	19.30%	112	18.79%	122	20.47%
500003-CP 500003										
Polling	837	84	33	16.42%	42	20.90%	44	21.89%	40	19.90%
Polling TSx	837	0	0	-	0	-	0	-	0	-
Canvass	837	1	0	0.00%	1	33.33%	1	33.33%	0	0.00%
Absentee	837	164	73	18.67%	63	16.11%	61	15.60%	91	23.27%
Total	837	249	106	17.82%	106	17.82%	106	17.82%	131	22.02%
500004-CP 500004										
Polling	726	73	31	16.76%	32	17.30%	42	22.70%	35	18.92%
Polling TSx	726	0	0	-	0	-	0	-	0	-
Canvass	726	2	0	0.00%	0	0.00%	1	50.00%	0	0.00%
Absentee	726	128	53	15.96%	56	16.87%	77	23.19%	70	21.08%
Total	726	203	84	16.18%	88	16.96%	120	23.12%	105	20.23%
500005-CP 500005										
Polling	742	80	35	17.07%	35	17.07%	37	18.05%	49	23.90%
Polling TSx	742	0	0	-	0	-	0	-	0	-
Canvass	742	7	4	21.05%	4	21.05%	4	21.05%	4	21.05%
Absentee	742	137	58	17.58%	55	16.67%	72	21.82%	64	19.39%
Total	742	224	97	17.51%	94	16.97%	113	20.40%	117	21.12%
500006-CP 500006										
Polling	756	60	29	19.08%	26	17.11%	27	17.76%	38	25.00%
Polling TSx	756	2	2	33.33%	2	33.33%	1	16.67%	0	0.00%
Canvass	756	0	0	-	0	-	0	-	0	-
Absentee	756	138	61	17.58%	67	19.31%	69	19.88%	69	19.88%
Total	756	200	92	18.22%	95	18.81%	97	19.21%	107	21.19%
500007-CP 500007										
Polling	876	83	42	20.29%	36	17.39%	28	13.53%	47	22.71%
Polling TSx	876	0	0	-	0	-	0	-	0	-
Canvass	876	4	3	25.00%	2	16.67%	2	16.67%	2	16.67%
Absentee	876	205	94	18.25%	85	16.50%	97	18.83%	101	19.61%
Total	876	292	139	18.94%	123	16.76%	127	17.30%	150	20.44%
500008-CP 500008										
Polling	968	61	23	15.13%	30	19.74%	38	25.00%	32	21.05%
Polling TSx	968	0	0	-	0	-	0	-	0	-
Canvass	968	2	0	0.00%	1	16.67%	2	33.33%	2	33.33%
Absentee	968	133	62	19.62%	51	16.14%	74	23.42%	55	17.41%
Total	968	196	85	17.93%	82	17.30%	114	24.05%	89	18.78%
500009-CP 500009										
Polling	891	63	38	23.90%	30	18.87%	27	16.98%	31	19.50%
Polling TSx	891	0	0	-	0	-	0	-	0	-
Canvass	891	11	3	12.50%	6	25.00%	7	29.17%	5	20.83%
Absentee	891	125	52	17.16%	53	17.49%	61	20.13%	56	18.48%
Total	891	199	93	19.14%	89	18.31%	95	19.55%	92	18.93%
500010-CP 500010										
Polling	551	80	41	20.60%	34	17.09%	27	13.57%	48	24.12%
Polling TSx	551	0	0	-	0	-	0	-	0	-
Canvass	551	9	5	22.73%	1	4.55%	4	18.18%	4	18.18%
Absentee	551	153	94	24.35%	51	13.21%	54	13.99%	87	22.54%
Total	551	242	140	23.06%	86	14.17%	85	14.00%	139	22.90%

Statement of Votes Cast
CONSOLIDATED DISTRICTS ELECTION
 SOVC For Jurisdiction Wide, All Counters, All Races
OFFICIAL STATEMENT OF VOTES CAST

Date:11/14/07
 Time:15:15:41
 Page:9 of 48

Lake Tahoe Unified School District Trustee										
	Reg. Voters	Times Counted	SUE NOVASEL		LAURI KEMPER		LARRY GREEN		MICHAEL P DOYLE	
Polling	-	-	-	-	-	-	-	-	-	-
Polling TSx	-	-	-	-	-	-	-	-	-	-
Canvass	-	-	-	-	-	-	-	-	-	-
Absentee	-	-	-	-	-	-	-	-	-	-
Total	-	-	-	-	-	-	-	-	-	-
999501-MB 999501										
Polling	177	134	58	23.29%	29	11.65%	31	12.45%	57	22.89%
Polling TSx	177	0	0	-	0	-	0	-	0	-
Canvass	177	0	0	-	0	-	0	-	0	-
Absentee	177	0	0	-	0	-	0	-	0	-
Total	177	134	58	23.29%	29	11.65%	31	12.45%	57	22.89%
999502-MB 999502										
Polling	0	0	0	-	0	-	0	-	0	-
Polling TSx	0	0	0	-	0	-	0	-	0	-
Canvass	0	0	0	-	0	-	0	-	0	-
Absentee	0	0	0	-	0	-	0	-	0	-
Total	0	0	0	-	0	-	0	-	0	-
999503-MB 999503										
Polling	14	4	3	37.50%	1	12.50%	1	12.50%	1	12.50%
Polling TSx	14	0	0	-	0	-	0	-	0	-
Canvass	14	0	0	-	0	-	0	-	0	-
Absentee	14	0	0	-	0	-	0	-	0	-
Total	14	4	3	37.50%	1	12.50%	1	12.50%	1	12.50%
999564-MB 999564										
Polling	10	5	3	23.08%	1	7.69%	5	38.46%	0	0.00%
Polling TSx	10	0	0	-	0	-	0	-	0	-
Canvass	10	0	0	-	0	-	0	-	0	-
Absentee	10	0	0	-	0	-	0	-	0	-
Total	10	5	3	23.08%	1	7.69%	5	38.46%	0	0.00%
999574-MB 999574										
Polling	13	5	2	16.67%	4	33.33%	2	16.67%	4	33.33%
Polling TSx	13	0	0	-	0	-	0	-	0	-
Canvass	13	0	0	-	0	-	0	-	0	-
Absentee	13	0	0	-	0	-	0	-	0	-
Total	13	5	2	16.67%	4	33.33%	2	16.67%	4	33.33%
Total										
Polling	13004	1345	633	19.35%	606	18.53%	559	17.09%	714	21.83%
Polling TSx	13004	13	7	20.59%	6	17.65%	6	17.65%	7	20.59%
Canvass	13004	68	26	15.85%	33	20.12%	42	25.61%	29	17.68%
Absentee	13004	2494	1159	18.65%	1080	17.37%	1179	18.97%	1249	20.09%
Total	13004	3920	1825	18.84%	1725	17.81%	1786	18.44%	1999	20.64%

Statement of Votes Cast
CONSOLIDATED DISTRICTS ELECTION
 SOVC For Jurisdiction Wide, All Counters, All Races
OFFICIAL STATEMENT OF VOTES CAST

Date:11/14/07
 Time:15:15:42
 Page:10 of 48

	Lake Tahoe Unified School District Trustee			
	BARBARA BANNAR		JILL SANDERS	
Jurisdiction Wide				
500001-CP 500001				
Polling	42	16.87%	12	4.82%
Polling TSx	0	-	0	-
Canvass	2	16.67%	0	0.00%
Absentee	87	20.52%	20	4.72%
Total	131	19.12%	32	4.67%
500002-CP 500002				
Polling	20	13.89%	6	4.17%
Polling TSx	0	-	0	-
Canvass	0	0.00%	1	7.14%
Absentee	73	16.67%	29	6.62%
Total	93	15.60%	36	6.04%
500003-CP 500003				
Polling	27	13.43%	15	7.46%
Polling TSx	0	-	0	-
Canvass	1	33.33%	0	0.00%
Absentee	75	19.18%	28	7.16%
Total	103	17.31%	43	7.23%
500004-CP 500004				
Polling	29	15.68%	15	8.11%
Polling TSx	0	-	0	-
Canvass	0	0.00%	1	50.00%
Absentee	51	15.36%	24	7.23%
Total	80	15.41%	40	7.71%
500005-CP 500005				
Polling	31	15.12%	17	8.29%
Polling TSx	0	-	0	-
Canvass	3	15.79%	0	0.00%
Absentee	65	19.70%	16	4.85%
Total	99	17.87%	33	5.96%
500006-CP 500006				
Polling	25	16.45%	7	4.61%
Polling TSx	1	16.67%	0	0.00%
Canvass	0	-	0	-
Absentee	68	19.60%	12	3.46%
Total	94	18.61%	19	3.76%
500007-CP 500007				
Polling	36	17.39%	18	8.70%
Polling TSx	0	-	0	-
Canvass	3	25.00%	0	0.00%
Absentee	111	21.55%	27	5.24%
Total	150	20.44%	45	6.13%
500008-CP 500008				
Polling	23	15.13%	6	3.95%
Polling TSx	0	-	0	-
Canvass	1	16.67%	0	0.00%
Absentee	52	16.46%	22	6.96%
Total	76	16.03%	28	5.91%
500009-CP 500009				
Polling	26	16.35%	7	4.40%
Polling TSx	0	-	0	-
Canvass	2	8.33%	1	4.17%
Absentee	58	19.14%	18	5.94%
Total	86	17.70%	26	5.35%
500010-CP 500010				
Polling	37	18.59%	11	5.53%
Polling TSx	0	-	0	-
Canvass	6	27.27%	1	4.55%
Absentee	82	21.24%	17	4.40%
Total	125	20.59%	29	4.78%

Statement of Votes Cast
CONSOLIDATED DISTRICTS ELECTION
 SOVC For Jurisdiction Wide, All Counters, All Races
OFFICIAL STATEMENT OF VOTES CAST

Date:11/14/07
 Time:15:15:42
 Page:11 of 48

	Lake Tahoe Unified School District Trustee			
	BARBARA BANNAR		JILL SANDERS	
500011-CP 500011				
Polling	14	14.89%	8	8.51%
Polling TSx	0	-	0	-
Canvass	0	0.00%	0	0.00%
Absentee	45	17.72%	18	7.09%
Total	59	16.76%	26	7.39%
500012-CP 500012				
Polling	40	15.63%	8	3.13%
Polling TSx	2	11.76%	1	5.88%
Canvass	0	0.00%	1	25.00%
Absentee	87	19.55%	32	7.19%
Total	129	17.87%	42	5.82%
500013-CP 500013				
Polling	41	18.06%	17	7.49%
Polling TSx	0	-	0	-
Canvass	1	9.09%	1	9.09%
Absentee	95	19.96%	14	2.94%
Total	137	19.19%	32	4.48%
500014-CP 500014				
Polling	17	17.89%	4	4.21%
Polling TSx	0	-	0	-
Canvass	2	18.18%	1	9.09%
Absentee	41	21.03%	14	7.18%
Total	60	19.93%	19	6.31%
500015-CP 500015				
Polling	48	19.83%	19	7.85%
Polling TSx	0	-	0	-
Canvass	1	10.00%	0	0.00%
Absentee	129	18.94%	33	4.85%
Total	178	19.08%	52	5.57%
500016-CP 500016				
Polling	38	17.59%	10	4.63%
Polling TSx	4	36.36%	0	0.00%
Canvass	3	30.00%	1	10.00%
Absentee	66	17.23%	26	6.79%
Total	111	17.90%	37	5.97%
999204-MB 999204				
Polling	0	0.00%	0	0.00%
Polling TSx	0	-	0	-
Canvass	0	-	0	-
Absentee	0	-	0	-
Total	0	0.00%	0	0.00%
999205-MB 999205				
Polling	-	-	-	-
Polling TSx	-	-	-	-
Canvass	-	-	-	-
Absentee	-	-	-	-
Total	-	-	-	-
999206-MB 999206				
Polling	-	-	-	-
Polling TSx	-	-	-	-
Canvass	-	-	-	-
Absentee	-	-	-	-
Total	-	-	-	-
999207-MB 999207				
Polling	-	-	-	-
Polling TSx	-	-	-	-
Canvass	-	-	-	-
Absentee	-	-	-	-
Total	-	-	-	-
999408-MB 999408				

Statement of Votes Cast
CONSOLIDATED DISTRICTS ELECTION
 SOVC For Jurisdiction Wide, All Counters, All Races
OFFICIAL STATEMENT OF VOTES CAST

Date:11/14/07
 Time:15:15:42
 Page:12 of 48

	Lake Tahoe Unified School District Trustee			
	BARBARA BANNAR		JILL SANDERS	
Polling	-	-	-	-
Polling TSx	-	-	-	-
Canvass	-	-	-	-
Absentee	-	-	-	-
Total	-	-	-	-
999501-MB 999501				
Polling	67	26.91%	7	2.81%
Polling TSx	0	-	0	
Canvass	0	-	0	
Absentee	0	-	0	
Total	67	26.91%	7	2.81%
999502-MB 999502				
Polling	0	-	0	
Polling TSx	0	-	0	
Canvass	0	-	0	
Absentee	0	-	0	
Total	0	-	0	
999503-MB 999503				
Polling	2	25.00%	0	0.00%
Polling TSx	0	-	0	
Canvass	0	-	0	
Absentee	0	-	0	
Total	2	25.00%	0	0.00%
999564-MB 999564				
Polling	3	23.08%	1	7.69%
Polling TSx	0	-	0	
Canvass	0	-	0	
Absentee	0	-	0	
Total	3	23.08%	1	7.69%
999574-MB 999574				
Polling	0	0.00%	0	0.00%
Polling TSx	0	-	0	
Canvass	0	-	0	
Absentee	0	-	0	
Total	0	0.00%	0	0.00%
Total				
Polling	566	17.30%	188	5.75%
Polling TSx	7	20.59%	1	2.94%
Canvass	25	15.24%	8	4.88%
Absentee	1185	19.06%	350	5.63%
Total	1783	18.41%	547	5.65%

Statement of Votes Cast
CONSOLIDATED DISTRICTS ELECTION
 SOVC For Jurisdiction Wide, All Counters, All Races
OFFICIAL STATEMENT OF VOTES CAST

Date: 11/14/07
 Time: 15:15:42
 Page: 15 of 48

Cosumnes River Community Services District Director - Full Term								
	Reg. Voters	Times Counted	JODIE MORAN		JULIA WILEY		KIRK DAUGHERTY	
Polling	-	-	-	-	-	-	-	-
Polling TSx	-	-	-	-	-	-	-	-
Canvass	-	-	-	-	-	-	-	-
Absentee	-	-	-	-	-	-	-	-
Total	-	-	-	-	-	-	-	-
999501-MB 999501								
Polling	-	-	-	-	-	-	-	-
Polling TSx	-	-	-	-	-	-	-	-
Canvass	-	-	-	-	-	-	-	-
Absentee	-	-	-	-	-	-	-	-
Total	-	-	-	-	-	-	-	-
999502-MB 999502								
Polling	-	-	-	-	-	-	-	-
Polling TSx	-	-	-	-	-	-	-	-
Canvass	-	-	-	-	-	-	-	-
Absentee	-	-	-	-	-	-	-	-
Total	-	-	-	-	-	-	-	-
999503-MB 999503								
Polling	-	-	-	-	-	-	-	-
Polling TSx	-	-	-	-	-	-	-	-
Canvass	-	-	-	-	-	-	-	-
Absentee	-	-	-	-	-	-	-	-
Total	-	-	-	-	-	-	-	-
999564-MB 999564								
Polling	-	-	-	-	-	-	-	-
Polling TSx	-	-	-	-	-	-	-	-
Canvass	-	-	-	-	-	-	-	-
Absentee	-	-	-	-	-	-	-	-
Total	-	-	-	-	-	-	-	-
999574-MB 999574								
Polling	-	-	-	-	-	-	-	-
Polling TSx	-	-	-	-	-	-	-	-
Canvass	-	-	-	-	-	-	-	-
Absentee	-	-	-	-	-	-	-	-
Total	-	-	-	-	-	-	-	-
Total								
Polling	217	86	54	37.50%	36	25.00%	54	37.50%
Polling TSx	217	0	0	-	0	-	0	-
Canvass	217	0	0	-	0	-	0	-
Absentee	217	0	0	-	0	-	0	-
Total	217	86	54	37.50%	36	25.00%	54	37.50%

Statement of Votes Cast
CONSOLIDATED DISTRICTS ELECTION
SOVC For Jurisdiction Wide, All Counters, All Races
OFFICIAL STATEMENT OF VOTES CAST

Date:11/14/07
 Time:15:15:42
 Page:16 of 48

	Cosumnes River Community Services District Director - Unexpired Short Term			
	Reg. Voters	Times Counted	ROCKY LA ROCHELLE	JOHN KAHLING
Jurisdiction Wide				
500001-CP 500001				
Polling	-	-	-	-
Polling TSx	-	-	-	-
Canvass	-	-	-	-
Absentee	-	-	-	-
Total	-	-	-	-
500002-CP 500002				
Polling	-	-	-	-
Polling TSx	-	-	-	-
Canvass	-	-	-	-
Absentee	-	-	-	-
Total	-	-	-	-
500003-CP 500003				
Polling	-	-	-	-
Polling TSx	-	-	-	-
Canvass	-	-	-	-
Absentee	-	-	-	-
Total	-	-	-	-
500004-CP 500004				
Polling	-	-	-	-
Polling TSx	-	-	-	-
Canvass	-	-	-	-
Absentee	-	-	-	-
Total	-	-	-	-
500005-CP 500005				
Polling	-	-	-	-
Polling TSx	-	-	-	-
Canvass	-	-	-	-
Absentee	-	-	-	-
Total	-	-	-	-
500006-CP 500006				
Polling	-	-	-	-
Polling TSx	-	-	-	-
Canvass	-	-	-	-
Absentee	-	-	-	-
Total	-	-	-	-
500007-CP 500007				
Polling	-	-	-	-
Polling TSx	-	-	-	-
Canvass	-	-	-	-
Absentee	-	-	-	-
Total	-	-	-	-
500008-CP 500008				
Polling	-	-	-	-
Polling TSx	-	-	-	-
Canvass	-	-	-	-
Absentee	-	-	-	-
Total	-	-	-	-
500009-CP 500009				
Polling	-	-	-	-
Polling TSx	-	-	-	-
Canvass	-	-	-	-
Absentee	-	-	-	-
Total	-	-	-	-
500010-CP 500010				
Polling	-	-	-	-
Polling TSx	-	-	-	-
Canvass	-	-	-	-
Absentee	-	-	-	-
Total	-	-	-	-

Statement of Votes Cast
CONSOLIDATED DISTRICTS ELECTION
SOVC For Jurisdiction Wide, All Counters, All Races
OFFICIAL STATEMENT OF VOTES CAST

Date: 11/14/07
 Time: 15:15:42
 Page: 17 of 48

	Cosumnes River Community Services District Director - Unexpired Short Term				
	Reg. Voters	Times Counted	ROCKY LA ROCHELLE	JOHN KAHLING	
500011-CP 500011					
Polling	-	-	-	-	-
Polling TSx	-	-	-	-	-
Canvass	-	-	-	-	-
Absentee	-	-	-	-	-
Total	-	-	-	-	-
500012-CP 500012					
Polling	-	-	-	-	-
Polling TSx	-	-	-	-	-
Canvass	-	-	-	-	-
Absentee	-	-	-	-	-
Total	-	-	-	-	-
500013-CP 500013					
Polling	-	-	-	-	-
Polling TSx	-	-	-	-	-
Canvass	-	-	-	-	-
Absentee	-	-	-	-	-
Total	-	-	-	-	-
500014-CP 500014					
Polling	-	-	-	-	-
Polling TSx	-	-	-	-	-
Canvass	-	-	-	-	-
Absentee	-	-	-	-	-
Total	-	-	-	-	-
500015-CP 500015					
Polling	-	-	-	-	-
Polling TSx	-	-	-	-	-
Canvass	-	-	-	-	-
Absentee	-	-	-	-	-
Total	-	-	-	-	-
500016-CP 500016					
Polling	-	-	-	-	-
Polling TSx	-	-	-	-	-
Canvass	-	-	-	-	-
Absentee	-	-	-	-	-
Total	-	-	-	-	-
999204-MB 999204					
Polling	-	-	-	-	-
Polling TSx	-	-	-	-	-
Canvass	-	-	-	-	-
Absentee	-	-	-	-	-
Total	-	-	-	-	-
999205-MB 999205					
Polling	217	86	14 17.07%	68 82.93%	
Polling TSx	217	0	0	0	
Canvass	217	0	0	0	
Absentee	217	0	0	0	
Total	217	86	14 17.07%	68 82.93%	
999206-MB 999206					
Polling	-	-	-	-	-
Polling TSx	-	-	-	-	-
Canvass	-	-	-	-	-
Absentee	-	-	-	-	-
Total	-	-	-	-	-
999207-MB 999207					
Polling	-	-	-	-	-
Polling TSx	-	-	-	-	-
Canvass	-	-	-	-	-
Absentee	-	-	-	-	-
Total	-	-	-	-	-
999408-MB 999408					

Statement of Votes Cast
CONSOLIDATED DISTRICTS ELECTION
SOVC For Jurisdiction Wide, All Counters, All Races
OFFICIAL STATEMENT OF VOTES CAST

Date:11/14/07
 Time:15:15:42
 Page:18 of 48

	Cosumnes River Community Services District Director - Unexpired Short Term			
	Reg. Voters	Times Counted	ROCKY LA ROCHELLE	JOHN KAHLING
Polling	-	-	-	-
Polling TSx	-	-	-	-
Canvass	-	-	-	-
Absentee	-	-	-	-
Total	-	-	-	-
999501-MB 999501				
Polling	-	-	-	-
Polling TSx	-	-	-	-
Canvass	-	-	-	-
Absentee	-	-	-	-
Total	-	-	-	-
999502-MB 999502				
Polling	-	-	-	-
Polling TSx	-	-	-	-
Canvass	-	-	-	-
Absentee	-	-	-	-
Total	-	-	-	-
999503-MB 999503				
Polling	-	-	-	-
Polling TSx	-	-	-	-
Canvass	-	-	-	-
Absentee	-	-	-	-
Total	-	-	-	-
999564-MB 999564				
Polling	-	-	-	-
Polling TSx	-	-	-	-
Canvass	-	-	-	-
Absentee	-	-	-	-
Total	-	-	-	-
999574-MB 999574				
Polling	-	-	-	-
Polling TSx	-	-	-	-
Canvass	-	-	-	-
Absentee	-	-	-	-
Total	-	-	-	-
Total				
Polling	217	86	14 17.07%	68 82.93%
Polling TSx	217	0	0 -	0 -
Canvass	217	0	0 -	0 -
Absentee	217	0	0 -	0 -
Total	217	86	14 17.07%	68 82.93%

Statement of Votes Cast
CONSOLIDATED DISTRICTS ELECTION
 SOVC For Jurisdiction Wide, All Counters, All Races
OFFICIAL STATEMENT OF VOTES CAST

Date: 11/14/07
 Time: 15:15:42
 Page: 19 of 48

Fallen Leaf Lake Community Services District Director

	Reg. Voters	Times Counted	LARRY CALOF	KARL STAUFFER	JAMES P KELLY	DANA CLARK
Jurisdiction Wide						
500001-CP 500001						
Polling	-	-	-	-	-	-
Polling TSx	-	-	-	-	-	-
Canvass	-	-	-	-	-	-
Absentee	-	-	-	-	-	-
Total	-	-	-	-	-	-
500002-CP 500002						
Polling	-	-	-	-	-	-
Polling TSx	-	-	-	-	-	-
Canvass	-	-	-	-	-	-
Absentee	-	-	-	-	-	-
Total	-	-	-	-	-	-
500003-CP 500003						
Polling	-	-	-	-	-	-
Polling TSx	-	-	-	-	-	-
Canvass	-	-	-	-	-	-
Absentee	-	-	-	-	-	-
Total	-	-	-	-	-	-
500004-CP 500004						
Polling	-	-	-	-	-	-
Polling TSx	-	-	-	-	-	-
Canvass	-	-	-	-	-	-
Absentee	-	-	-	-	-	-
Total	-	-	-	-	-	-
500005-CP 500005						
Polling	-	-	-	-	-	-
Polling TSx	-	-	-	-	-	-
Canvass	-	-	-	-	-	-
Absentee	-	-	-	-	-	-
Total	-	-	-	-	-	-
500006-CP 500006						
Polling	-	-	-	-	-	-
Polling TSx	-	-	-	-	-	-
Canvass	-	-	-	-	-	-
Absentee	-	-	-	-	-	-
Total	-	-	-	-	-	-
500007-CP 500007						
Polling	-	-	-	-	-	-
Polling TSx	-	-	-	-	-	-
Canvass	-	-	-	-	-	-
Absentee	-	-	-	-	-	-
Total	-	-	-	-	-	-
500008-CP 500008						
Polling	-	-	-	-	-	-
Polling TSx	-	-	-	-	-	-
Canvass	-	-	-	-	-	-
Absentee	-	-	-	-	-	-
Total	-	-	-	-	-	-
500009-CP 500009						
Polling	-	-	-	-	-	-
Polling TSx	-	-	-	-	-	-
Canvass	-	-	-	-	-	-
Absentee	-	-	-	-	-	-
Total	-	-	-	-	-	-
500010-CP 500010						
Polling	-	-	-	-	-	-
Polling TSx	-	-	-	-	-	-
Canvass	-	-	-	-	-	-
Absentee	-	-	-	-	-	-
Total	-	-	-	-	-	-

Statement of Votes Cast
CONSOLIDATED DISTRICTS ELECTION
SOVC For Jurisdiction Wide, All Counters, All Races
OFFICIAL STATEMENT OF VOTES CAST

Date:11/14/07
 Time:15:15:43
 Page:20 of 48

		Fallen Leaf Lake Community Services District Director					
	Reg. Voters	Times Counted	LARRY CALOF	KARL STAUFFER	JAMES P KELLY	DANA CLARK	
500011-CP 500011							
Polling	-	-	-	-	-	-	-
Polling TSx	-	-	-	-	-	-	-
Canvass	-	-	-	-	-	-	-
Absentee	-	-	-	-	-	-	-
Total	-	-	-	-	-	-	-
500012-CP 500012							
Polling	-	-	-	-	-	-	-
Polling TSx	-	-	-	-	-	-	-
Canvass	-	-	-	-	-	-	-
Absentee	-	-	-	-	-	-	-
Total	-	-	-	-	-	-	-
500013-CP 500013							
Polling	-	-	-	-	-	-	-
Polling TSx	-	-	-	-	-	-	-
Canvass	-	-	-	-	-	-	-
Absentee	-	-	-	-	-	-	-
Total	-	-	-	-	-	-	-
500014-CP 500014							
Polling	-	-	-	-	-	-	-
Polling TSx	-	-	-	-	-	-	-
Canvass	-	-	-	-	-	-	-
Absentee	-	-	-	-	-	-	-
Total	-	-	-	-	-	-	-
500015-CP 500015							
Polling	-	-	-	-	-	-	-
Polling TSx	-	-	-	-	-	-	-
Canvass	-	-	-	-	-	-	-
Absentee	-	-	-	-	-	-	-
Total	-	-	-	-	-	-	-
500016-CP 500016							
Polling	-	-	-	-	-	-	-
Polling TSx	-	-	-	-	-	-	-
Canvass	-	-	-	-	-	-	-
Absentee	-	-	-	-	-	-	-
Total	-	-	-	-	-	-	-
999204-MB 999204							
Polling	-	-	-	-	-	-	-
Polling TSx	-	-	-	-	-	-	-
Canvass	-	-	-	-	-	-	-
Absentee	-	-	-	-	-	-	-
Total	-	-	-	-	-	-	-
999205-MB 999205							
Polling	-	-	-	-	-	-	-
Polling TSx	-	-	-	-	-	-	-
Canvass	-	-	-	-	-	-	-
Absentee	-	-	-	-	-	-	-
Total	-	-	-	-	-	-	-
999206-MB 999206							
Polling	-	-	-	-	-	-	-
Polling TSx	-	-	-	-	-	-	-
Canvass	-	-	-	-	-	-	-
Absentee	-	-	-	-	-	-	-
Total	-	-	-	-	-	-	-
999207-MB 999207							
Polling	-	-	-	-	-	-	-
Polling TSx	-	-	-	-	-	-	-
Canvass	-	-	-	-	-	-	-
Absentee	-	-	-	-	-	-	-
Total	-	-	-	-	-	-	-
999408-MB 999408							

Statement of Votes Cast
CONSOLIDATED DISTRICTS ELECTION
 SOVC For Jurisdiction Wide, All Counters, All Races
OFFICIAL STATEMENT OF VOTES CAST

Date:11/14/07
 Time:15:15:43
 Page:21 of 48

Fallen Leaf Lake Community Services District Director

	Reg. Voters	Times Counted	LARRY CALOF	KARL STAUFFER	JAMES P KELLY	DANA CLARK
Polling	-	-	-	-	-	-
Polling TSx	-	-	-	-	-	-
Canvass	-	-	-	-	-	-
Absentee	-	-	-	-	-	-
Total	-	-	-	-	-	-
999501-MB 999501						
Polling	177	134	63 16.36%	48 12.47%	9 2.34%	91 23.64%
Polling TSx	177	0	0 -	0 -	0 -	0 -
Canvass	177	0	0 -	0 -	0 -	0 -
Absentee	177	0	0 -	0 -	0 -	0 -
Total	177	134	63 16.36%	48 12.47%	9 2.34%	91 23.64%
999502-MB 999502						
Polling	0	0	0 -	0 -	0 -	0 -
Polling TSx	0	0	0 -	0 -	0 -	0 -
Canvass	0	0	0 -	0 -	0 -	0 -
Absentee	0	0	0 -	0 -	0 -	0 -
Total	0	0	0 -	0 -	0 -	0 -
999503-MB 999503						
Polling	-	-	-	-	-	-
Polling TSx	-	-	-	-	-	-
Canvass	-	-	-	-	-	-
Absentee	-	-	-	-	-	-
Total	-	-	-	-	-	-
999564-MB 999564						
Polling	-	-	-	-	-	-
Polling TSx	-	-	-	-	-	-
Canvass	-	-	-	-	-	-
Absentee	-	-	-	-	-	-
Total	-	-	-	-	-	-
999574-MB 999574						
Polling	-	-	-	-	-	-
Polling TSx	-	-	-	-	-	-
Canvass	-	-	-	-	-	-
Absentee	-	-	-	-	-	-
Total	-	-	-	-	-	-
Total						
Polling	177	134	63 16.36%	48 12.47%	9 2.34%	91 23.64%
Polling TSx	177	0	0 -	0 -	0 -	0 -
Canvass	177	0	0 -	0 -	0 -	0 -
Absentee	177	0	0 -	0 -	0 -	0 -
Total	177	134	63 16.36%	48 12.47%	9 2.34%	91 23.64%

Statement of Votes Cast
CONSOLIDATED DISTRICTS ELECTION
SOVC For Jurisdiction Wide, All Counters, All Races
OFFICIAL STATEMENT OF VOTES CAST

Date:11/14/07
Time:15:15:43
Page:22 of 48

	Fallen Leaf Lake Community Services District Director	
	ERIC THADEN	TERRI LYNN THOMAS
Jurisdiction Wide		
500001-CP 500001		
Polling	-	-
Polling TSx	-	-
Canvass	-	-
Absentee	-	-
Total	-	-
500002-CP 500002		
Polling	-	-
Polling TSx	-	-
Canvass	-	-
Absentee	-	-
Total	-	-
500003-CP 500003		
Polling	-	-
Polling TSx	-	-
Canvass	-	-
Absentee	-	-
Total	-	-
500004-CP 500004		
Polling	-	-
Polling TSx	-	-
Canvass	-	-
Absentee	-	-
Total	-	-
500005-CP 500005		
Polling	-	-
Polling TSx	-	-
Canvass	-	-
Absentee	-	-
Total	-	-
500006-CP 500006		
Polling	-	-
Polling TSx	-	-
Canvass	-	-
Absentee	-	-
Total	-	-
500007-CP 500007		
Polling	-	-
Polling TSx	-	-
Canvass	-	-
Absentee	-	-
Total	-	-
500008-CP 500008		
Polling	-	-
Polling TSx	-	-
Canvass	-	-
Absentee	-	-
Total	-	-
500009-CP 500009		
Polling	-	-
Polling TSx	-	-
Canvass	-	-
Absentee	-	-
Total	-	-
500010-CP 500010		
Polling	-	-
Polling TSx	-	-
Canvass	-	-
Absentee	-	-
Total	-	-

Statement of Votes Cast
CONSOLIDATED DISTRICTS ELECTION
 SOVC For Jurisdiction Wide, All Counters, All Races
OFFICIAL STATEMENT OF VOTES CAST

Date:11/14/07
 Time:15:15:43
 Page:23 of 48

	Fallen Leaf Lake Community Services District Director		
	ERIC THADEN	TERRI LYNN THOMAS	
500011-CP 500011			
Polling	-	-	-
Polling TSx	-	-	-
Canvass	-	-	-
Absentee	-	-	-
Total	-	-	-
500012-CP 500012			
Polling	-	-	-
Polling TSx	-	-	-
Canvass	-	-	-
Absentee	-	-	-
Total	-	-	-
500013-CP 500013			
Polling	-	-	-
Polling TSx	-	-	-
Canvass	-	-	-
Absentee	-	-	-
Total	-	-	-
500014-CP 500014			
Polling	-	-	-
Polling TSx	-	-	-
Canvass	-	-	-
Absentee	-	-	-
Total	-	-	-
500015-CP 500015			
Polling	-	-	-
Polling TSx	-	-	-
Canvass	-	-	-
Absentee	-	-	-
Total	-	-	-
500016-CP 500016			
Polling	-	-	-
Polling TSx	-	-	-
Canvass	-	-	-
Absentee	-	-	-
Total	-	-	-
999204-MB 999204			
Polling	-	-	-
Polling TSx	-	-	-
Canvass	-	-	-
Absentee	-	-	-
Total	-	-	-
999205-MB 999205			
Polling	-	-	-
Polling TSx	-	-	-
Canvass	-	-	-
Absentee	-	-	-
Total	-	-	-
999206-MB 999206			
Polling	-	-	-
Polling TSx	-	-	-
Canvass	-	-	-
Absentee	-	-	-
Total	-	-	-
999207-MB 999207			
Polling	-	-	-
Polling TSx	-	-	-
Canvass	-	-	-
Absentee	-	-	-
Total	-	-	-
999408-MB 999408			

Statement of Votes Cast
CONSOLIDATED DISTRICTS ELECTION
 SOVC For Jurisdiction Wide, All Counters, All Races
OFFICIAL STATEMENT OF VOTES CAST

Date:11/14/07
 Time:15:15:43
 Page:24 of 48

	Fallen Leaf Lake Community Services District Director			
	ERIC THADEN		TERRI LYNN THOMAS	
Polling	-	-	-	-
Polling TSx	-	-	-	-
Canvass	-	-	-	-
Absentee	-	-	-	-
Total	-	-	-	-
999501-MB 999501				
Polling	71	18.44%	103	26.75%
Polling TSx	0	-	0	-
Canvass	0	-	0	-
Absentee	0	-	0	-
Total	71	18.44%	103	26.75%
999502-MB 999502				
Polling	0	-	0	-
Polling TSx	0	-	0	-
Canvass	0	-	0	-
Absentee	0	-	0	-
Total	0	-	0	-
999503-MB 999503				
Polling	-	-	-	-
Polling TSx	-	-	-	-
Canvass	-	-	-	-
Absentee	-	-	-	-
Total	-	-	-	-
999564-MB 999564				
Polling	-	-	-	-
Polling TSx	-	-	-	-
Canvass	-	-	-	-
Absentee	-	-	-	-
Total	-	-	-	-
999574-MB 999574				
Polling	-	-	-	-
Polling TSx	-	-	-	-
Canvass	-	-	-	-
Absentee	-	-	-	-
Total	-	-	-	-
Total				
Polling	71	18.44%	103	26.75%
Polling TSx	0	-	0	-
Canvass	0	-	0	-
Absentee	0	-	0	-
Total	71	18.44%	103	26.75%

Statement of Votes Cast
CONSOLIDATED DISTRICTS ELECTION
 SOVC For Jurisdiction Wide, All Counters, All Races
OFFICIAL STATEMENT OF VOTES CAST

Date:11/14/07
 Time:15:15:43
 Page:25 of 48

Hillwood Community Services District Director - Unexpired Short Term

	Reg. Voters	Times Counted	LISA EGLY	JIM GEORGE	SAM AXTELL
Jurisdiction Wide					
500001-CP 500001					
Polling	-	-	-	-	-
Polling TSx	-	-	-	-	-
Canvass	-	-	-	-	-
Absentee	-	-	-	-	-
Total	-	-	-	-	-
500002-CP 500002					
Polling	-	-	-	-	-
Polling TSx	-	-	-	-	-
Canvass	-	-	-	-	-
Absentee	-	-	-	-	-
Total	-	-	-	-	-
500003-CP 500003					
Polling	-	-	-	-	-
Polling TSx	-	-	-	-	-
Canvass	-	-	-	-	-
Absentee	-	-	-	-	-
Total	-	-	-	-	-
500004-CP 500004					
Polling	-	-	-	-	-
Polling TSx	-	-	-	-	-
Canvass	-	-	-	-	-
Absentee	-	-	-	-	-
Total	-	-	-	-	-
500005-CP 500005					
Polling	-	-	-	-	-
Polling TSx	-	-	-	-	-
Canvass	-	-	-	-	-
Absentee	-	-	-	-	-
Total	-	-	-	-	-
500006-CP 500006					
Polling	-	-	-	-	-
Polling TSx	-	-	-	-	-
Canvass	-	-	-	-	-
Absentee	-	-	-	-	-
Total	-	-	-	-	-
500007-CP 500007					
Polling	-	-	-	-	-
Polling TSx	-	-	-	-	-
Canvass	-	-	-	-	-
Absentee	-	-	-	-	-
Total	-	-	-	-	-
500008-CP 500008					
Polling	-	-	-	-	-
Polling TSx	-	-	-	-	-
Canvass	-	-	-	-	-
Absentee	-	-	-	-	-
Total	-	-	-	-	-
500009-CP 500009					
Polling	-	-	-	-	-
Polling TSx	-	-	-	-	-
Canvass	-	-	-	-	-
Absentee	-	-	-	-	-
Total	-	-	-	-	-
500010-CP 500010					
Polling	-	-	-	-	-
Polling TSx	-	-	-	-	-
Canvass	-	-	-	-	-
Absentee	-	-	-	-	-
Total	-	-	-	-	-

Statement of Votes Cast
CONSOLIDATED DISTRICTS ELECTION
 SOVC For Jurisdiction Wide, All Counters, All Races
OFFICIAL STATEMENT OF VOTES CAST

Date:11/14/07
 Time:15:15:43
 Page:27 of 48

Hillwood Community Services District Director - Unexpired Short Term								
	Reg. Voters	Times Counted	LISA EGLY		JIM GEORGE		SAM AXTELL	
Polling	-	-	-	-	-	-	-	-
Polling TSx	-	-	-	-	-	-	-	-
Canvass	-	-	-	-	-	-	-	-
Absentee	-	-	-	-	-	-	-	-
Total	-	-	-	-	-	-	-	-
999501-MB 999501								
Polling	-	-	-	-	-	-	-	-
Polling TSx	-	-	-	-	-	-	-	-
Canvass	-	-	-	-	-	-	-	-
Absentee	-	-	-	-	-	-	-	-
Total	-	-	-	-	-	-	-	-
999502-MB 999502								
Polling	-	-	-	-	-	-	-	-
Polling TSx	-	-	-	-	-	-	-	-
Canvass	-	-	-	-	-	-	-	-
Absentee	-	-	-	-	-	-	-	-
Total	-	-	-	-	-	-	-	-
999503-MB 999503								
Polling	-	-	-	-	-	-	-	-
Polling TSx	-	-	-	-	-	-	-	-
Canvass	-	-	-	-	-	-	-	-
Absentee	-	-	-	-	-	-	-	-
Total	-	-	-	-	-	-	-	-
999564-MB 999564								
Polling	-	-	-	-	-	-	-	-
Polling TSx	-	-	-	-	-	-	-	-
Canvass	-	-	-	-	-	-	-	-
Absentee	-	-	-	-	-	-	-	-
Total	-	-	-	-	-	-	-	-
999574-MB 999574								
Polling	-	-	-	-	-	-	-	-
Polling TSx	-	-	-	-	-	-	-	-
Canvass	-	-	-	-	-	-	-	-
Absentee	-	-	-	-	-	-	-	-
Total	-	-	-	-	-	-	-	-
Total								
Polling	261	131	17	12.98%	49	37.40%	65	49.62%
Polling TSx	261	0	0	-	0	-	0	-
Canvass	261	0	0	-	0	-	0	-
Absentee	261	0	0	-	0	-	0	-
Total	261	131	17	12.98%	49	37.40%	65	49.62%

Statement of Votes Cast
CONSOLIDATED DISTRICTS ELECTION
SOVC For Jurisdiction Wide, All Counters, All Races
OFFICIAL STATEMENT OF VOTES CAST

Date:11/14/07
 Time:15:15:43
 Page:28 of 48

Marble Mountain Community Services District Director

	Reg. Voters	Times Counted	BLAKE BARTEL	JOE ACCETTURA	MATTIAS V BERGMAN	JEFF PEEL
Jurisdiction Wide						
500001-CP 500001						
Polling	-	-	-	-	-	-
Polling TSx	-	-	-	-	-	-
Canvass	-	-	-	-	-	-
Absentee	-	-	-	-	-	-
Total	-	-	-	-	-	-
500002-CP 500002						
Polling	-	-	-	-	-	-
Polling TSx	-	-	-	-	-	-
Canvass	-	-	-	-	-	-
Absentee	-	-	-	-	-	-
Total	-	-	-	-	-	-
500003-CP 500003						
Polling	-	-	-	-	-	-
Polling TSx	-	-	-	-	-	-
Canvass	-	-	-	-	-	-
Absentee	-	-	-	-	-	-
Total	-	-	-	-	-	-
500004-CP 500004						
Polling	-	-	-	-	-	-
Polling TSx	-	-	-	-	-	-
Canvass	-	-	-	-	-	-
Absentee	-	-	-	-	-	-
Total	-	-	-	-	-	-
500005-CP 500005						
Polling	-	-	-	-	-	-
Polling TSx	-	-	-	-	-	-
Canvass	-	-	-	-	-	-
Absentee	-	-	-	-	-	-
Total	-	-	-	-	-	-
500006-CP 500006						
Polling	-	-	-	-	-	-
Polling TSx	-	-	-	-	-	-
Canvass	-	-	-	-	-	-
Absentee	-	-	-	-	-	-
Total	-	-	-	-	-	-
500007-CP 500007						
Polling	-	-	-	-	-	-
Polling TSx	-	-	-	-	-	-
Canvass	-	-	-	-	-	-
Absentee	-	-	-	-	-	-
Total	-	-	-	-	-	-
500008-CP 500008						
Polling	-	-	-	-	-	-
Polling TSx	-	-	-	-	-	-
Canvass	-	-	-	-	-	-
Absentee	-	-	-	-	-	-
Total	-	-	-	-	-	-
500009-CP 500009						
Polling	-	-	-	-	-	-
Polling TSx	-	-	-	-	-	-
Canvass	-	-	-	-	-	-
Absentee	-	-	-	-	-	-
Total	-	-	-	-	-	-
500010-CP 500010						
Polling	-	-	-	-	-	-
Polling TSx	-	-	-	-	-	-
Canvass	-	-	-	-	-	-
Absentee	-	-	-	-	-	-
Total	-	-	-	-	-	-

Statement of Votes Cast
CONSOLIDATED DISTRICTS ELECTION
 SOVC For Jurisdiction Wide, All Counters, All Races
OFFICIAL STATEMENT OF VOTES CAST

Date:11/14/07
 Time:15:15:44
 Page:29 of 48

Marble Mountain Community Services District Director

	Reg. Voters	Times Counted	BLAKE BARTEL	JOE ACCETTURA	MATTIAS V BERGMAN	JEFF PEEL
500011-CP 500011						
Polling	-	-	-	-	-	-
Polling TSx	-	-	-	-	-	-
Canvass	-	-	-	-	-	-
Absentee	-	-	-	-	-	-
Total	-	-	-	-	-	-
500012-CP 500012						
Polling	-	-	-	-	-	-
Polling TSx	-	-	-	-	-	-
Canvass	-	-	-	-	-	-
Absentee	-	-	-	-	-	-
Total	-	-	-	-	-	-
500013-CP 500013						
Polling	-	-	-	-	-	-
Polling TSx	-	-	-	-	-	-
Canvass	-	-	-	-	-	-
Absentee	-	-	-	-	-	-
Total	-	-	-	-	-	-
500014-CP 500014						
Polling	-	-	-	-	-	-
Polling TSx	-	-	-	-	-	-
Canvass	-	-	-	-	-	-
Absentee	-	-	-	-	-	-
Total	-	-	-	-	-	-
500015-CP 500015						
Polling	-	-	-	-	-	-
Polling TSx	-	-	-	-	-	-
Canvass	-	-	-	-	-	-
Absentee	-	-	-	-	-	-
Total	-	-	-	-	-	-
500016-CP 500016						
Polling	-	-	-	-	-	-
Polling TSx	-	-	-	-	-	-
Canvass	-	-	-	-	-	-
Absentee	-	-	-	-	-	-
Total	-	-	-	-	-	-
999204-MB 999204						
Polling	-	-	-	-	-	-
Polling TSx	-	-	-	-	-	-
Canvass	-	-	-	-	-	-
Absentee	-	-	-	-	-	-
Total	-	-	-	-	-	-
999205-MB 999205						
Polling	-	-	-	-	-	-
Polling TSx	-	-	-	-	-	-
Canvass	-	-	-	-	-	-
Absentee	-	-	-	-	-	-
Total	-	-	-	-	-	-
999206-MB 999206						
Polling	-	-	-	-	-	-
Polling TSx	-	-	-	-	-	-
Canvass	-	-	-	-	-	-
Absentee	-	-	-	-	-	-
Total	-	-	-	-	-	-
999207-MB 999207						
Polling	104	72	59 29.80%	19 9.60%	65 32.83%	48 24.24%
Polling TSx	104	0	0 -	0 -	0 -	0 -
Canvass	104	0	0 -	0 -	0 -	0 -
Absentee	104	0	0 -	0 -	0 -	0 -
Total	104	72	59 29.80%	19 9.60%	65 32.83%	48 24.24%
999408-MB 999408						

Statement of Votes Cast
CONSOLIDATED DISTRICTS ELECTION
SOVC For Jurisdiction Wide, All Counters, All Races
OFFICIAL STATEMENT OF VOTES CAST

Date:11/14/07
 Time:15:15:44
 Page:30 of 48

Marble Mountain Community Services District Director

	Reg. Voters	Times Counted	BLAKE BARTEL	JOE ACCETTURA	MATTIAS V BERGMAN	JEFF PEEL
Polling	-	-	-	-	-	-
Polling TSx	-	-	-	-	-	-
Canvass	-	-	-	-	-	-
Absentee	-	-	-	-	-	-
Total	-	-	-	-	-	-
999501-MB 999501						
Polling	-	-	-	-	-	-
Polling TSx	-	-	-	-	-	-
Canvass	-	-	-	-	-	-
Absentee	-	-	-	-	-	-
Total	-	-	-	-	-	-
999502-MB 999502						
Polling	-	-	-	-	-	-
Polling TSx	-	-	-	-	-	-
Canvass	-	-	-	-	-	-
Absentee	-	-	-	-	-	-
Total	-	-	-	-	-	-
999503-MB 999503						
Polling	-	-	-	-	-	-
Polling TSx	-	-	-	-	-	-
Canvass	-	-	-	-	-	-
Absentee	-	-	-	-	-	-
Total	-	-	-	-	-	-
999564-MB 999564						
Polling	-	-	-	-	-	-
Polling TSx	-	-	-	-	-	-
Canvass	-	-	-	-	-	-
Absentee	-	-	-	-	-	-
Total	-	-	-	-	-	-
999574-MB 999574						
Polling	-	-	-	-	-	-
Polling TSx	-	-	-	-	-	-
Canvass	-	-	-	-	-	-
Absentee	-	-	-	-	-	-
Total	-	-	-	-	-	-
Total						
Polling	104	72	59 29.80%	19 9.60%	65 32.83%	48 24.24%
Polling TSx	104	0	0 -	0 -	0 -	0 -
Canvass	104	0	0 -	0 -	0 -	0 -
Absentee	104	0	0 -	0 -	0 -	0 -
Total	104	72	59 29.80%	19 9.60%	65 32.83%	48 24.24%

Statement of Votes Cast
CONSOLIDATED DISTRICTS ELECTION
 SOVC For Jurisdiction Wide, All Counters, All Races
OFFICIAL STATEMENT OF VOTES CAST

Date:11/14/07
 Time:15:15:44
 Page:31 of 48

South Tahoe Public Utility District Director Seat 1 - Unexpired Short Term

	Reg. Voters	Times Counted	JULIE THREEWIT		ERNIE CLAUDIO		KATHLEEN FARRELL	
Jurisdiction Wide								
500001-CP 500001								
Polling	776	100	28	30.77%	43	47.25%	20	21.98%
Polling TSx	776	0	0	-	0	-	0	-
Canvass	776	4	1	33.33%	1	33.33%	1	33.33%
Absentee	776	168	55	37.67%	57	39.04%	34	23.29%
Total	776	272	84	35.00%	101	42.08%	55	22.92%
500002-CP 500002								
Polling	958	58	15	28.30%	28	52.83%	10	18.87%
Polling TSx	958	0	0	-	0	-	0	-
Canvass	958	8	0	0.00%	5	83.33%	1	16.67%
Absentee	958	174	49	29.34%	78	46.71%	40	23.95%
Total	958	240	64	28.32%	111	49.12%	51	22.57%
500003-CP 500003								
Polling	837	84	21	26.58%	48	60.76%	10	12.66%
Polling TSx	837	0	0	-	0	-	0	-
Canvass	837	1	0	-	0	-	0	-
Absentee	837	164	51	34.46%	66	44.59%	28	18.92%
Total	837	249	72	31.72%	114	50.22%	38	16.74%
500004-CP 500004								
Polling	726	73	27	37.50%	33	45.83%	12	16.67%
Polling TSx	726	0	0	-	0	-	0	-
Canvass	726	2	0	0.00%	1	50.00%	1	50.00%
Absentee	726	128	33	27.27%	57	47.11%	30	24.79%
Total	726	203	60	30.77%	91	46.67%	43	22.05%
500005-CP 500005								
Polling	742	80	19	24.68%	44	57.14%	14	18.18%
Polling TSx	742	0	0	-	0	-	0	-
Canvass	742	7	1	14.29%	4	57.14%	2	28.57%
Absentee	742	137	40	30.53%	64	48.85%	27	20.61%
Total	742	224	60	27.91%	112	52.09%	43	20.00%
500006-CP 500006								
Polling	756	60	22	40.00%	22	40.00%	11	20.00%
Polling TSx	756	2	2	100.00%	0	0.00%	0	0.00%
Canvass	756	0	0	-	0	-	0	-
Absentee	756	138	30	24.39%	65	52.85%	28	22.76%
Total	756	200	54	30.00%	87	48.33%	39	21.67%
500007-CP 500007								
Polling	876	83	30	38.46%	31	39.74%	17	21.79%
Polling TSx	876	0	0	-	0	-	0	-
Canvass	876	4	3	75.00%	1	25.00%	0	0.00%
Absentee	876	205	59	31.89%	81	43.78%	44	23.78%
Total	876	292	92	34.46%	113	42.32%	61	22.85%
500008-CP 500008								
Polling	968	61	12	21.05%	37	64.91%	8	14.04%
Polling TSx	968	0	0	-	0	-	0	-
Canvass	968	2	0	0.00%	2	100.00%	0	0.00%
Absentee	968	133	41	32.80%	48	38.40%	34	27.20%
Total	968	196	53	28.80%	87	47.28%	42	22.83%
500009-CP 500009								
Polling	891	63	19	33.93%	25	44.64%	12	21.43%
Polling TSx	891	0	0	-	0	-	0	-
Canvass	891	11	2	18.18%	3	27.27%	6	54.55%
Absentee	891	125	31	27.93%	45	40.54%	34	30.63%
Total	891	199	52	29.21%	73	41.01%	52	29.21%
500010-CP 500010								
Polling	551	80	22	30.56%	32	44.44%	18	25.00%
Polling TSx	551	0	0	-	0	-	0	-
Canvass	551	9	1	16.67%	2	33.33%	3	50.00%
Absentee	551	153	40	28.99%	60	43.48%	37	26.81%
Total	551	242	63	29.17%	94	43.52%	58	26.85%

Statement of Votes Cast
CONSOLIDATED DISTRICTS ELECTION
SOVC For Jurisdiction Wide, All Counters, All Races
OFFICIAL STATEMENT OF VOTES CAST

Date:11/14/07
Time:15:15:44
Page:32 of 48

South Tahoe Public Utility District Director Seat 1 - Unexpired Short Term

	Reg. Voters	Times Counted	JULIE THREEWIT	ERNIE CLAUDIO	KATHLEEN FARRELL
500011-CP 500011					
Polling	858	40	15 40.54%	14 37.84%	8 21.62%
Polling TSx	858	0	0 -	0 -	0 -
Canvass	858	2	0 0.00%	2 100.00%	0 0.00%
Absentee	858	99	25 27.17%	35 38.04%	32 34.78%
Total	858	141	40 30.53%	51 38.93%	40 30.53%
500012-CP 500012					
Polling	800	106	30 32.97%	48 52.75%	13 14.29%
Polling TSx	800	6	1 20.00%	3 60.00%	1 20.00%
Canvass	800	2	1 50.00%	1 50.00%	0 0.00%
Absentee	800	180	70 41.42%	71 42.01%	26 15.38%
Total	800	294	102 38.20%	123 46.07%	40 14.98%
500013-CP 500013					
Polling	782	89	32 39.02%	33 40.24%	17 20.73%
Polling TSx	782	0	0 -	0 -	0 -
Canvass	782	4	2 50.00%	2 50.00%	0 0.00%
Absentee	782	188	50 30.49%	59 35.98%	55 33.54%
Total	782	281	84 33.60%	94 37.60%	72 28.80%
500014-CP 500014					
Polling	571	37	11 33.33%	17 51.52%	5 15.15%
Polling TSx	571	0	0 -	0 -	0 -
Canvass	571	4	0 0.00%	3 100.00%	0 0.00%
Absentee	571	76	23 31.94%	31 43.06%	18 25.00%
Total	571	117	34 31.48%	51 47.22%	23 21.30%
500015-CP 500015					
Polling	888	94	35 42.68%	37 45.12%	10 12.20%
Polling TSx	888	0	0 -	0 -	0 -
Canvass	888	4	3 100.00%	0 0.00%	0 0.00%
Absentee	888	266	78 33.33%	101 43.16%	55 23.50%
Total	888	364	116 36.36%	138 43.26%	65 20.38%
500016-CP 500016					
Polling	796	85	25 32.05%	37 47.44%	16 20.51%
Polling TSx	796	5	4 80.00%	0 0.00%	1 20.00%
Canvass	796	4	1 25.00%	2 50.00%	1 25.00%
Absentee	796	160	39 26.90%	69 47.59%	37 25.52%
Total	796	254	69 29.74%	108 46.55%	55 23.71%
999204-MB 999204					
Polling	-	-	- -	- -	- -
Polling TSx	-	-	- -	- -	- -
Canvass	-	-	- -	- -	- -
Absentee	-	-	- -	- -	- -
Total	-	-	- -	- -	- -
999205-MB 999205					
Polling	-	-	- -	- -	- -
Polling TSx	-	-	- -	- -	- -
Canvass	-	-	- -	- -	- -
Absentee	-	-	- -	- -	- -
Total	-	-	- -	- -	- -
999206-MB 999206					
Polling	-	-	- -	- -	- -
Polling TSx	-	-	- -	- -	- -
Canvass	-	-	- -	- -	- -
Absentee	-	-	- -	- -	- -
Total	-	-	- -	- -	- -
999207-MB 999207					
Polling	-	-	- -	- -	- -
Polling TSx	-	-	- -	- -	- -
Canvass	-	-	- -	- -	- -
Absentee	-	-	- -	- -	- -
Total	-	-	- -	- -	- -
999408-MB 999408					

Statement of Votes Cast
CONSOLIDATED DISTRICTS ELECTION
SOVC For Jurisdiction Wide, All Counters, All Races
OFFICIAL STATEMENT OF VOTES CAST

Date:11/14/07
 Time:15:15:44
 Page:33 of 48

South Tahoe Public Utility District Director Seat 1 - Unexpired Short Term

	Reg. Voters	Times Counted	JULIE THREEWIT	ERNIE CLAUDIO	KATHLEEN FARRELL
Polling	-	-	-	-	-
Polling TSx	-	-	-	-	-
Canvass	-	-	-	-	-
Absentee	-	-	-	-	-
Total	-	-	-	-	-
999501-MB 999501					
Polling	177	134	23 29.49%	24 30.77%	31 39.74%
Polling TSx	177	0	0 -	0 -	0 -
Canvass	177	0	0 -	0 -	0 -
Absentee	177	0	0 -	0 -	0 -
Total	177	134	23 29.49%	24 30.77%	31 39.74%
999502-MB 999502					
Polling	-	-	-	-	-
Polling TSx	-	-	-	-	-
Canvass	-	-	-	-	-
Absentee	-	-	-	-	-
Total	-	-	-	-	-
999503-MB 999503					
Polling	14	4	1 100.00%	0 0.00%	0 0.00%
Polling TSx	14	0	0 -	0 -	0 -
Canvass	14	0	0 -	0 -	0 -
Absentee	14	0	0 -	0 -	0 -
Total	14	4	1 100.00%	0 0.00%	0 0.00%
999564-MB 999564					
Polling	-	-	-	-	-
Polling TSx	-	-	-	-	-
Canvass	-	-	-	-	-
Absentee	-	-	-	-	-
Total	-	-	-	-	-
999574-MB 999574					
Polling	-	-	-	-	-
Polling TSx	-	-	-	-	-
Canvass	-	-	-	-	-
Absentee	-	-	-	-	-
Total	-	-	-	-	-
Total					
Polling	12967	1331	387 33.02%	553 47.18%	232 19.80%
Polling TSx	12967	13	7 58.33%	3 25.00%	2 16.67%
Canvass	12967	68	15 25.42%	29 49.15%	15 25.42%
Absentee	12967	2494	714 31.44%	987 43.46%	559 24.61%
Total	12967	3906	1123 31.96%	1572 44.74%	808 22.99%

Statement of Votes Cast
CONSOLIDATED DISTRICTS ELECTION
 SOVC For Jurisdiction Wide, All Counters, All Races
OFFICIAL STATEMENT OF VOTES CAST

Date:11/14/07
 Time:15:15:44
 Page:34 of 48

South Tahoe Public Utility District Director Seat 3

	Reg. Voters	Times Counted	MARY LOU MOSBACHER	JOHN W RUNNELS
Jurisdiction Wide				
500001-CP 500001				
Polling	776	100	49 54.44%	40 44.44%
Polling TSx	776	0	0 -	0 -
Canvass	776	4	2 50.00%	2 50.00%
Absentee	776	168	85 54.49%	69 44.23%
Total	776	272	136 54.40%	111 44.40%
500002-CP 500002				
Polling	958	58	27 52.94%	24 47.06%
Polling TSx	958	0	0 -	0 -
Canvass	958	8	5 71.43%	2 28.57%
Absentee	958	174	71 42.77%	95 57.23%
Total	958	240	103 45.98%	121 54.02%
500003-CP 500003				
Polling	837	84	47 60.26%	30 38.46%
Polling TSx	837	0	0 -	0 -
Canvass	837	1	0 -	0 -
Absentee	837	164	79 49.38%	80 50.00%
Total	837	249	126 52.94%	110 46.22%
500004-CP 500004				
Polling	726	73	30 43.48%	39 56.52%
Polling TSx	726	0	0 -	0 -
Canvass	726	2	1 50.00%	1 50.00%
Absentee	726	128	62 50.00%	61 49.19%
Total	726	203	93 47.69%	101 51.79%
500005-CP 500005				
Polling	742	80	31 39.74%	47 60.26%
Polling TSx	742	0	0 -	0 -
Canvass	742	7	6 85.71%	1 14.29%
Absentee	742	137	86 65.15%	45 34.09%
Total	742	224	123 56.68%	93 42.86%
500006-CP 500006				
Polling	756	60	34 58.62%	24 41.38%
Polling TSx	756	2	2 100.00%	0 0.00%
Canvass	756	0	0 -	0 -
Absentee	756	138	77 58.33%	55 41.67%
Total	756	200	113 58.85%	79 41.15%
500007-CP 500007				
Polling	876	83	52 68.42%	24 31.58%
Polling TSx	876	0	0 -	0 -
Canvass	876	4	3 75.00%	1 25.00%
Absentee	876	205	102 51.52%	96 48.48%
Total	876	292	157 56.47%	121 43.53%
500008-CP 500008				
Polling	968	61	29 50.00%	29 50.00%
Polling TSx	968	0	0 -	0 -
Canvass	968	2	0 0.00%	2 100.00%
Absentee	968	133	74 59.20%	51 40.80%
Total	968	196	103 55.68%	82 44.32%
500009-CP 500009				
Polling	891	63	33 58.93%	23 41.07%
Polling TSx	891	0	0 -	0 -
Canvass	891	11	8 72.73%	3 27.27%
Absentee	891	125	55 47.01%	60 51.28%
Total	891	199	96 52.17%	86 46.74%
500010-CP 500010				
Polling	551	80	33 42.31%	45 57.69%
Polling TSx	551	0	0 -	0 -
Canvass	551	9	4 57.14%	3 42.86%
Absentee	551	153	70 48.95%	71 49.65%
Total	551	242	107 46.93%	119 52.19%

Statement of Votes Cast
CONSOLIDATED DISTRICTS ELECTION
 SOVC For Jurisdiction Wide, All Counters, All Races
OFFICIAL STATEMENT OF VOTES CAST

Date:11/14/07
 Time:15:15:44
 Page:35 of 48

South Tahoe Public Utility District Director Seat 3

	Reg. Voters	Times Counted	MARY LOU MOSBACHER		JOHN W RUNNELS	
500011-CP 500011						
Polling	858	40	19	50.00%	19	50.00%
Polling TSx	858	0	0	-	0	-
Canvass	858	2	1	50.00%	0	0.00%
Absentee	858	99	41	41.84%	57	58.16%
Total	858	141	61	44.20%	76	55.07%
500012-CP 500012						
Polling	800	106	40	43.96%	50	54.95%
Polling TSx	800	6	2	40.00%	3	60.00%
Canvass	800	2	1	50.00%	1	50.00%
Absentee	800	180	87	49.15%	89	50.28%
Total	800	294	130	47.27%	143	52.00%
500013-CP 500013						
Polling	782	89	51	62.20%	30	36.59%
Polling TSx	782	0	0	-	0	-
Canvass	782	4	2	50.00%	2	50.00%
Absentee	782	188	99	55.93%	78	44.07%
Total	782	281	152	57.79%	110	41.83%
500014-CP 500014						
Polling	571	37	16	48.48%	17	51.52%
Polling TSx	571	0	0	-	0	-
Canvass	571	4	3	100.00%	0	0.00%
Absentee	571	76	32	44.44%	40	55.56%
Total	571	117	51	47.22%	57	52.78%
500015-CP 500015						
Polling	888	94	48	53.93%	41	46.07%
Polling TSx	888	0	0	-	0	-
Canvass	888	4	0	0.00%	2	66.67%
Absentee	888	266	146	58.40%	102	40.80%
Total	888	364	194	56.73%	145	42.40%
500016-CP 500016						
Polling	796	85	43	55.13%	34	43.59%
Polling TSx	796	5	0	0.00%	5	100.00%
Canvass	796	4	2	50.00%	2	50.00%
Absentee	796	160	71	46.71%	80	52.63%
Total	796	254	116	48.54%	121	50.63%
999204-MB 999204						
Polling	-	-	-	-	-	-
Polling TSx	-	-	-	-	-	-
Canvass	-	-	-	-	-	-
Absentee	-	-	-	-	-	-
Total	-	-	-	-	-	-
999205-MB 999205						
Polling	-	-	-	-	-	-
Polling TSx	-	-	-	-	-	-
Canvass	-	-	-	-	-	-
Absentee	-	-	-	-	-	-
Total	-	-	-	-	-	-
999206-MB 999206						
Polling	-	-	-	-	-	-
Polling TSx	-	-	-	-	-	-
Canvass	-	-	-	-	-	-
Absentee	-	-	-	-	-	-
Total	-	-	-	-	-	-
999207-MB 999207						
Polling	-	-	-	-	-	-
Polling TSx	-	-	-	-	-	-
Canvass	-	-	-	-	-	-
Absentee	-	-	-	-	-	-
Total	-	-	-	-	-	-
999408-MB 999408						

Statement of Votes Cast
CONSOLIDATED DISTRICTS ELECTION
SOVC For Jurisdiction Wide, All Counters, All Races
OFFICIAL STATEMENT OF VOTES CAST

Date:11/14/07
 Time:15:15:44
 Page:36 of 48

South Tahoe Public Utility District Director Seat 3						
	Reg. Voters	Times Counted	MARY LOU MOSBACHER		JOHN W RUNNELS	
Polling	-	-	-	-	-	-
Polling TSx	-	-	-	-	-	-
Canvass	-	-	-	-	-	-
Absentee	-	-	-	-	-	-
Total	-	-	-	-	-	-
999501-MB 999501						
Polling	177	134	64	72.73%	24	27.27%
Polling TSx	177	0	0	-	0	-
Canvass	177	0	0	-	0	-
Absentee	177	0	0	-	0	-
Total	177	134	64	72.73%	24	27.27%
999502-MB 999502						
Polling	-	-	-	-	-	-
Polling TSx	-	-	-	-	-	-
Canvass	-	-	-	-	-	-
Absentee	-	-	-	-	-	-
Total	-	-	-	-	-	-
999503-MB 999503						
Polling	14	4	1	50.00%	1	50.00%
Polling TSx	14	0	0	-	0	-
Canvass	14	0	0	-	0	-
Absentee	14	0	0	-	0	-
Total	14	4	1	50.00%	1	50.00%
999564-MB 999564						
Polling	-	-	-	-	-	-
Polling TSx	-	-	-	-	-	-
Canvass	-	-	-	-	-	-
Absentee	-	-	-	-	-	-
Total	-	-	-	-	-	-
999574-MB 999574						
Polling	-	-	-	-	-	-
Polling TSx	-	-	-	-	-	-
Canvass	-	-	-	-	-	-
Absentee	-	-	-	-	-	-
Total	-	-	-	-	-	-
Total						
Polling	12967	1331	647	54.23%	541	45.35%
Polling TSx	12967	13	4	33.33%	8	66.67%
Canvass	12967	68	38	61.29%	22	35.48%
Absentee	12967	2494	1237	52.00%	1129	47.46%
Total	12967	3906	1926	52.83%	1700	46.63%

Statement of Votes Cast
CONSOLIDATED DISTRICTS ELECTION
SOVC For Jurisdiction Wide, All Counters, All Races
OFFICIAL STATEMENT OF VOTES CAST

Date:11/14/07
Time:15:15:45
Page:37 of 48

South Tahoe Public Utility District Director Seat 4						
	Reg. Voters	Times Counted	DUANE WALLACE		DALE I RISE	
Jurisdiction Wide						
500001-CP 500001						
Polling	776	100	39	41.94%	53	56.99%
Polling TSx	776	0	0	-	0	-
Canvass	776	4	2	66.67%	1	33.33%
Absentee	776	168	73	47.71%	78	50.98%
Total	776	272	114	45.78%	132	53.01%
500002-CP 500002						
Polling	958	58	30	54.55%	25	45.45%
Polling TSx	958	0	0	-	0	-
Canvass	958	8	1	20.00%	4	80.00%
Absentee	958	174	83	50.30%	82	49.70%
Total	958	240	114	50.67%	111	49.33%
500003-CP 500003						
Polling	837	84	30	37.97%	49	62.03%
Polling TSx	837	0	0	-	0	-
Canvass	837	1	0	-	0	-
Absentee	837	164	83	53.55%	71	45.81%
Total	837	249	113	48.29%	120	51.28%
500004-CP 500004						
Polling	726	73	26	36.11%	46	63.89%
Polling TSx	726	0	0	-	0	-
Canvass	726	2	0	0.00%	2	100.00%
Absentee	726	128	59	46.83%	67	53.17%
Total	726	203	85	42.50%	115	57.50%
500005-CP 500005						
Polling	742	80	33	42.86%	44	57.14%
Polling TSx	742	0	0	-	0	-
Canvass	742	7	3	42.86%	4	57.14%
Absentee	742	137	67	53.17%	59	46.83%
Total	742	224	103	49.05%	107	50.95%
500006-CP 500006						
Polling	756	60	29	52.73%	26	47.27%
Polling TSx	756	2	1	50.00%	1	50.00%
Canvass	756	0	0	-	0	-
Absentee	756	138	54	45.76%	64	54.24%
Total	756	200	84	48.00%	91	52.00%
500007-CP 500007						
Polling	876	83	29	37.18%	49	62.82%
Polling TSx	876	0	0	-	0	-
Canvass	876	4	1	33.33%	2	66.67%
Absentee	876	205	90	46.88%	102	53.13%
Total	876	292	120	43.96%	153	56.04%
500008-CP 500008						
Polling	968	61	22	39.29%	34	60.71%
Polling TSx	968	0	0	-	0	-
Canvass	968	2	2	100.00%	0	0.00%
Absentee	968	133	58	49.15%	60	50.85%
Total	968	196	82	46.59%	94	53.41%
500009-CP 500009						
Polling	891	63	32	57.14%	24	42.86%
Polling TSx	891	0	0	-	0	-
Canvass	891	11	6	66.67%	3	33.33%
Absentee	891	125	51	44.35%	62	53.91%
Total	891	199	89	49.44%	89	49.44%
500010-CP 500010						
Polling	551	80	32	41.56%	45	58.44%
Polling TSx	551	0	0	-	0	-
Canvass	551	9	4	66.67%	2	33.33%
Absentee	551	153	75	53.19%	66	46.81%
Total	551	242	111	49.55%	113	50.45%

Statement of Votes Cast
CONSOLIDATED DISTRICTS ELECTION
 SOVC For Jurisdiction Wide, All Counters, All Races
OFFICIAL STATEMENT OF VOTES CAST

Date: 11/14/07
 Time: 15:15:45
 Page: 38 of 48

South Tahoe Public Utility District Director Seat 4						
	Reg. Voters	Times Counted	DUANE WALLACE		DALE I RISE	
500011-CP 500011						
Polling	858	40	11	30.56%	25	69.44%
Polling TSx	858	0	0	-	0	-
Canvass	858	2	0	0.00%	2	100.00%
Absentee	858	99	51	53.68%	44	46.32%
Total	858	141	62	46.62%	71	53.38%
500012-CP 500012						
Polling	800	106	34	37.36%	57	62.64%
Polling TSx	800	6	1	20.00%	4	80.00%
Canvass	800	2	1	50.00%	1	50.00%
Absentee	800	180	68	38.42%	107	60.45%
Total	800	294	104	37.82%	169	61.45%
500013-CP 500013						
Polling	782	89	45	53.57%	39	46.43%
Polling TSx	782	0	0	-	0	-
Canvass	782	4	1	25.00%	3	75.00%
Absentee	782	188	91	52.60%	82	47.40%
Total	782	281	137	52.49%	124	47.51%
500014-CP 500014						
Polling	571	37	10	31.25%	22	68.75%
Polling TSx	571	0	0	-	0	-
Canvass	571	4	1	33.33%	2	66.67%
Absentee	571	76	36	49.32%	37	50.68%
Total	571	117	47	43.52%	61	56.48%
500015-CP 500015						
Polling	888	94	33	38.37%	53	61.63%
Polling TSx	888	0	0	-	0	-
Canvass	888	4	2	66.67%	1	33.33%
Absentee	888	266	119	49.17%	121	50.00%
Total	888	364	154	46.53%	175	52.87%
500016-CP 500016						
Polling	796	85	32	41.03%	46	58.97%
Polling TSx	796	5	2	40.00%	3	60.00%
Canvass	796	4	2	50.00%	2	50.00%
Absentee	796	160	57	37.75%	93	61.59%
Total	796	254	93	39.08%	144	60.50%
999204-MB 999204						
Polling	-	-	-	-	-	-
Polling TSx	-	-	-	-	-	-
Canvass	-	-	-	-	-	-
Absentee	-	-	-	-	-	-
Total	-	-	-	-	-	-
999205-MB 999205						
Polling	-	-	-	-	-	-
Polling TSx	-	-	-	-	-	-
Canvass	-	-	-	-	-	-
Absentee	-	-	-	-	-	-
Total	-	-	-	-	-	-
999206-MB 999206						
Polling	-	-	-	-	-	-
Polling TSx	-	-	-	-	-	-
Canvass	-	-	-	-	-	-
Absentee	-	-	-	-	-	-
Total	-	-	-	-	-	-
999207-MB 999207						
Polling	-	-	-	-	-	-
Polling TSx	-	-	-	-	-	-
Canvass	-	-	-	-	-	-
Absentee	-	-	-	-	-	-
Total	-	-	-	-	-	-
999408-MB 999408						

Statement of Votes Cast
CONSOLIDATED DISTRICTS ELECTION
 SOVC For Jurisdiction Wide, All Counters, All Races
OFFICIAL STATEMENT OF VOTES CAST

Date:11/14/07
 Time:15:15:45
 Page:39 of 48

South Tahoe Public Utility District Director Seat 4					
	Reg. Voters	Times Counted	DUANE WALLACE		DALE I RISE
Polling	-	-	-	-	-
Polling TSx	-	-	-	-	-
Canvass	-	-	-	-	-
Absentee	-	-	-	-	-
Total	-	-	-	-	-
999501-MB 999501					
Polling	177	134	53	67.95%	25 32.05%
Polling TSx	177	0	0	-	0
Canvass	177	0	0	-	0
Absentee	177	0	0	-	0
Total	177	134	53	67.95%	25 32.05%
999502-MB 999502					
Polling	-	-	-	-	-
Polling TSx	-	-	-	-	-
Canvass	-	-	-	-	-
Absentee	-	-	-	-	-
Total	-	-	-	-	-
999503-MB 999503					
Polling	14	4	2	66.67%	1 33.33%
Polling TSx	14	0	0	-	0
Canvass	14	0	0	-	0
Absentee	14	0	0	-	0
Total	14	4	2	66.67%	1 33.33%
999564-MB 999564					
Polling	-	-	-	-	-
Polling TSx	-	-	-	-	-
Canvass	-	-	-	-	-
Absentee	-	-	-	-	-
Total	-	-	-	-	-
999574-MB 999574					
Polling	-	-	-	-	-
Polling TSx	-	-	-	-	-
Canvass	-	-	-	-	-
Absentee	-	-	-	-	-
Total	-	-	-	-	-
Total					
Polling	12967	1331	522	44.01%	663 55.90%
Polling TSx	12967	13	4	33.33%	8 66.67%
Canvass	12967	68	26	47.27%	29 52.73%
Absentee	12967	2494	1115	48.06%	1195 51.51%
Total	12967	3906	1667	46.66%	1895 53.04%

Statement of Votes Cast
CONSOLIDATED DISTRICTS ELECTION
SOVC For Jurisdiction Wide, All Counters, All Races
OFFICIAL STATEMENT OF VOTES CAST

Date:11/14/07
 Time:15:15:45
 Page:40 of 48

	Recall CHRISTI DEAN Question				Recall CHRISTI DEAN Successor		
	Reg. Voters	Times Counted	YES	NO	Reg. Voters	Times Counted	JUDY MERTEN
Jurisdiction Wide							
500001-CP 500001							
Polling	-	-	-	-	-	-	-
Polling TSx	-	-	-	-	-	-	-
Canvass	-	-	-	-	-	-	-
Absentee	-	-	-	-	-	-	-
Total	-	-	-	-	-	-	-
500002-CP 500002							
Polling	-	-	-	-	-	-	-
Polling TSx	-	-	-	-	-	-	-
Canvass	-	-	-	-	-	-	-
Absentee	-	-	-	-	-	-	-
Total	-	-	-	-	-	-	-
500003-CP 500003							
Polling	-	-	-	-	-	-	-
Polling TSx	-	-	-	-	-	-	-
Canvass	-	-	-	-	-	-	-
Absentee	-	-	-	-	-	-	-
Total	-	-	-	-	-	-	-
500004-CP 500004							
Polling	-	-	-	-	-	-	-
Polling TSx	-	-	-	-	-	-	-
Canvass	-	-	-	-	-	-	-
Absentee	-	-	-	-	-	-	-
Total	-	-	-	-	-	-	-
500005-CP 500005							
Polling	-	-	-	-	-	-	-
Polling TSx	-	-	-	-	-	-	-
Canvass	-	-	-	-	-	-	-
Absentee	-	-	-	-	-	-	-
Total	-	-	-	-	-	-	-
500006-CP 500006							
Polling	-	-	-	-	-	-	-
Polling TSx	-	-	-	-	-	-	-
Canvass	-	-	-	-	-	-	-
Absentee	-	-	-	-	-	-	-
Total	-	-	-	-	-	-	-
500007-CP 500007							
Polling	-	-	-	-	-	-	-
Polling TSx	-	-	-	-	-	-	-
Canvass	-	-	-	-	-	-	-
Absentee	-	-	-	-	-	-	-
Total	-	-	-	-	-	-	-
500008-CP 500008							
Polling	-	-	-	-	-	-	-
Polling TSx	-	-	-	-	-	-	-
Canvass	-	-	-	-	-	-	-
Absentee	-	-	-	-	-	-	-
Total	-	-	-	-	-	-	-
500009-CP 500009							
Polling	-	-	-	-	-	-	-
Polling TSx	-	-	-	-	-	-	-
Canvass	-	-	-	-	-	-	-
Absentee	-	-	-	-	-	-	-
Total	-	-	-	-	-	-	-
500010-CP 500010							
Polling	-	-	-	-	-	-	-
Polling TSx	-	-	-	-	-	-	-
Canvass	-	-	-	-	-	-	-
Absentee	-	-	-	-	-	-	-
Total	-	-	-	-	-	-	-

Statement of Votes Cast
CONSOLIDATED DISTRICTS ELECTION
 SOVC For Jurisdiction Wide, All Counters, All Races
OFFICIAL STATEMENT OF VOTES CAST

Date:11/14/07
 Time:15:15:45
 Page:41 of 48

	Recall CHRISTI DEAN Question				Recall CHRISTI DEAN Successor		
	Reg. Voters	Times Counted	YES	NO	Reg. Voters	Times Counted	JUDY MERTEN
500011-CP 500011							
Polling	-	-	-	-	-	-	-
Polling TSx	-	-	-	-	-	-	-
Canvass	-	-	-	-	-	-	-
Absentee	-	-	-	-	-	-	-
Total	-	-	-	-	-	-	-
500012-CP 500012							
Polling	-	-	-	-	-	-	-
Polling TSx	-	-	-	-	-	-	-
Canvass	-	-	-	-	-	-	-
Absentee	-	-	-	-	-	-	-
Total	-	-	-	-	-	-	-
500013-CP 500013							
Polling	-	-	-	-	-	-	-
Polling TSx	-	-	-	-	-	-	-
Canvass	-	-	-	-	-	-	-
Absentee	-	-	-	-	-	-	-
Total	-	-	-	-	-	-	-
500014-CP 500014							
Polling	-	-	-	-	-	-	-
Polling TSx	-	-	-	-	-	-	-
Canvass	-	-	-	-	-	-	-
Absentee	-	-	-	-	-	-	-
Total	-	-	-	-	-	-	-
500015-CP 500015							
Polling	-	-	-	-	-	-	-
Polling TSx	-	-	-	-	-	-	-
Canvass	-	-	-	-	-	-	-
Absentee	-	-	-	-	-	-	-
Total	-	-	-	-	-	-	-
500016-CP 500016							
Polling	-	-	-	-	-	-	-
Polling TSx	-	-	-	-	-	-	-
Canvass	-	-	-	-	-	-	-
Absentee	-	-	-	-	-	-	-
Total	-	-	-	-	-	-	-
999204-MB 999204							
Polling	-	-	-	-	-	-	-
Polling TSx	-	-	-	-	-	-	-
Canvass	-	-	-	-	-	-	-
Absentee	-	-	-	-	-	-	-
Total	-	-	-	-	-	-	-
999205-MB 999205							
Polling	-	-	-	-	-	-	-
Polling TSx	-	-	-	-	-	-	-
Canvass	-	-	-	-	-	-	-
Absentee	-	-	-	-	-	-	-
Total	-	-	-	-	-	-	-
999206-MB 999206							
Polling	-	-	-	-	-	-	-
Polling TSx	-	-	-	-	-	-	-
Canvass	-	-	-	-	-	-	-
Absentee	-	-	-	-	-	-	-
Total	-	-	-	-	-	-	-
999207-MB 999207							
Polling	-	-	-	-	-	-	-
Polling TSx	-	-	-	-	-	-	-
Canvass	-	-	-	-	-	-	-
Absentee	-	-	-	-	-	-	-
Total	-	-	-	-	-	-	-
999408-MB 999408							

Statement of Votes Cast
CONSOLIDATED DISTRICTS ELECTION
SOVC For Jurisdiction Wide, All Counters, All Races
OFFICIAL STATEMENT OF VOTES CAST

Date:11/14/07
Time:15:15:45
Page:42 of 48

	Recall CHRISTI DEAN Question					Recall CHRISTI DEAN Successor				
	Reg. Voters	Times Counted	YES	NO		Reg. Voters	Times Counted	JUDY MERTEN		
Polling	61	40	30	78.95%	8	21.05%	61	40	27	84.38%
Polling TSx	61	0	0	-	0	-	61	0	0	-
Canvass	61	0	0	-	0	-	61	0	0	-
Absentee	61	0	0	-	0	-	61	0	0	-
Total	61	40	30	78.95%	8	21.05%	61	40	27	84.38%
999501-MB 999501										
Polling	-	-	-	-	-	-	-	-	-	-
Polling TSx	-	-	-	-	-	-	-	-	-	-
Canvass	-	-	-	-	-	-	-	-	-	-
Absentee	-	-	-	-	-	-	-	-	-	-
Total	-	-	-	-	-	-	-	-	-	-
999502-MB 999502										
Polling	-	-	-	-	-	-	-	-	-	-
Polling TSx	-	-	-	-	-	-	-	-	-	-
Canvass	-	-	-	-	-	-	-	-	-	-
Absentee	-	-	-	-	-	-	-	-	-	-
Total	-	-	-	-	-	-	-	-	-	-
999503-MB 999503										
Polling	-	-	-	-	-	-	-	-	-	-
Polling TSx	-	-	-	-	-	-	-	-	-	-
Canvass	-	-	-	-	-	-	-	-	-	-
Absentee	-	-	-	-	-	-	-	-	-	-
Total	-	-	-	-	-	-	-	-	-	-
999564-MB 999564										
Polling	-	-	-	-	-	-	-	-	-	-
Polling TSx	-	-	-	-	-	-	-	-	-	-
Canvass	-	-	-	-	-	-	-	-	-	-
Absentee	-	-	-	-	-	-	-	-	-	-
Total	-	-	-	-	-	-	-	-	-	-
999574-MB 999574										
Polling	-	-	-	-	-	-	-	-	-	-
Polling TSx	-	-	-	-	-	-	-	-	-	-
Canvass	-	-	-	-	-	-	-	-	-	-
Absentee	-	-	-	-	-	-	-	-	-	-
Total	-	-	-	-	-	-	-	-	-	-
Total										
Polling	61	40	30	78.95%	8	21.05%	61	40	27	84.38%
Polling TSx	61	0	0	-	0	-	61	0	0	-
Canvass	61	0	0	-	0	-	61	0	0	-
Absentee	61	0	0	-	0	-	61	0	0	-
Total	61	40	30	78.95%	8	21.05%	61	40	27	84.38%

Statement of Votes Cast
CONSOLIDATED DISTRICTS ELECTION
SOVC For Jurisdiction Wide, All Counters, All Races
OFFICIAL STATEMENT OF VOTES CAST

Date:11/14/07
 Time:15:15:45
 Page:43 of 48

	Recall RICHARD BARTHOLOMEW Question				Recall RICHARD BARTHOLOMEW Successor		
	Reg. Voters	Times Counted	YES	NO	Reg. Voters	Times Counted	JUDY ALGER
Jurisdiction Wide							
500001-CP 500001							
Polling	-	-	-	-	-	-	-
Polling TSx	-	-	-	-	-	-	-
Canvass	-	-	-	-	-	-	-
Absentee	-	-	-	-	-	-	-
Total	-	-	-	-	-	-	-
500002-CP 500002							
Polling	-	-	-	-	-	-	-
Polling TSx	-	-	-	-	-	-	-
Canvass	-	-	-	-	-	-	-
Absentee	-	-	-	-	-	-	-
Total	-	-	-	-	-	-	-
500003-CP 500003							
Polling	-	-	-	-	-	-	-
Polling TSx	-	-	-	-	-	-	-
Canvass	-	-	-	-	-	-	-
Absentee	-	-	-	-	-	-	-
Total	-	-	-	-	-	-	-
500004-CP 500004							
Polling	-	-	-	-	-	-	-
Polling TSx	-	-	-	-	-	-	-
Canvass	-	-	-	-	-	-	-
Absentee	-	-	-	-	-	-	-
Total	-	-	-	-	-	-	-
500005-CP 500005							
Polling	-	-	-	-	-	-	-
Polling TSx	-	-	-	-	-	-	-
Canvass	-	-	-	-	-	-	-
Absentee	-	-	-	-	-	-	-
Total	-	-	-	-	-	-	-
500006-CP 500006							
Polling	-	-	-	-	-	-	-
Polling TSx	-	-	-	-	-	-	-
Canvass	-	-	-	-	-	-	-
Absentee	-	-	-	-	-	-	-
Total	-	-	-	-	-	-	-
500007-CP 500007							
Polling	-	-	-	-	-	-	-
Polling TSx	-	-	-	-	-	-	-
Canvass	-	-	-	-	-	-	-
Absentee	-	-	-	-	-	-	-
Total	-	-	-	-	-	-	-
500008-CP 500008							
Polling	-	-	-	-	-	-	-
Polling TSx	-	-	-	-	-	-	-
Canvass	-	-	-	-	-	-	-
Absentee	-	-	-	-	-	-	-
Total	-	-	-	-	-	-	-
500009-CP 500009							
Polling	-	-	-	-	-	-	-
Polling TSx	-	-	-	-	-	-	-
Canvass	-	-	-	-	-	-	-
Absentee	-	-	-	-	-	-	-
Total	-	-	-	-	-	-	-
500010-CP 500010							
Polling	-	-	-	-	-	-	-
Polling TSx	-	-	-	-	-	-	-
Canvass	-	-	-	-	-	-	-
Absentee	-	-	-	-	-	-	-
Total	-	-	-	-	-	-	-

Statement of Votes Cast
CONSOLIDATED DISTRICTS ELECTION
SOVC For Jurisdiction Wide, All Counters, All Races
OFFICIAL STATEMENT OF VOTES CAST

Date:11/14/07
Time:15:15:45
Page:44 of 48

	Recall RICHARD BARTHOLOMEW Question				Recall RICHARD BARTHOLOMEW Sucessor		
	Reg. Voters	Times Counted	YES	NO	Reg. Voters	Times Counted	JUDY ALGER
500011-CP 500011							
Polling	-	-	-	-	-	-	-
Polling TSx	-	-	-	-	-	-	-
Canvass	-	-	-	-	-	-	-
Absentee	-	-	-	-	-	-	-
Total	-	-	-	-	-	-	-
500012-CP 500012							
Polling	-	-	-	-	-	-	-
Polling TSx	-	-	-	-	-	-	-
Canvass	-	-	-	-	-	-	-
Absentee	-	-	-	-	-	-	-
Total	-	-	-	-	-	-	-
500013-CP 500013							
Polling	-	-	-	-	-	-	-
Polling TSx	-	-	-	-	-	-	-
Canvass	-	-	-	-	-	-	-
Absentee	-	-	-	-	-	-	-
Total	-	-	-	-	-	-	-
500014-CP 500014							
Polling	-	-	-	-	-	-	-
Polling TSx	-	-	-	-	-	-	-
Canvass	-	-	-	-	-	-	-
Absentee	-	-	-	-	-	-	-
Total	-	-	-	-	-	-	-
500015-CP 500015							
Polling	-	-	-	-	-	-	-
Polling TSx	-	-	-	-	-	-	-
Canvass	-	-	-	-	-	-	-
Absentee	-	-	-	-	-	-	-
Total	-	-	-	-	-	-	-
500016-CP 500016							
Polling	-	-	-	-	-	-	-
Polling TSx	-	-	-	-	-	-	-
Canvass	-	-	-	-	-	-	-
Absentee	-	-	-	-	-	-	-
Total	-	-	-	-	-	-	-
999204-MB 999204							
Polling	-	-	-	-	-	-	-
Polling TSx	-	-	-	-	-	-	-
Canvass	-	-	-	-	-	-	-
Absentee	-	-	-	-	-	-	-
Total	-	-	-	-	-	-	-
999205-MB 999205							
Polling	-	-	-	-	-	-	-
Polling TSx	-	-	-	-	-	-	-
Canvass	-	-	-	-	-	-	-
Absentee	-	-	-	-	-	-	-
Total	-	-	-	-	-	-	-
999206-MB 999206							
Polling	-	-	-	-	-	-	-
Polling TSx	-	-	-	-	-	-	-
Canvass	-	-	-	-	-	-	-
Absentee	-	-	-	-	-	-	-
Total	-	-	-	-	-	-	-
999207-MB 999207							
Polling	-	-	-	-	-	-	-
Polling TSx	-	-	-	-	-	-	-
Canvass	-	-	-	-	-	-	-
Absentee	-	-	-	-	-	-	-
Total	-	-	-	-	-	-	-
999408-MB 999408							

Statement of Votes Cast
CONSOLIDATED DISTRICTS ELECTION
 SOVC For Jurisdiction Wide, All Counters, All Races
OFFICIAL STATEMENT OF VOTES CAST

Date:11/14/07
 Time:15:15:46
 Page:45 of 48

	Recall RICHARD BARTHOLOMEW Question					Recall RICHARD BARTHOLOMEW Successor				
	Reg. Voters	Times Counted	YES	NO		Reg. Voters	Times Counted	JUDY ALGER		
Polling	61	40	32 84.21%	6 15.79%		61	40	31 91.18%		
Polling TSx	61	0	0	0		61	0	0		
Canvass	61	0	0	0		61	0	0		
Absentee	61	0	0	0		61	0	0		
Total	61	40	32 84.21%	6 15.79%		61	40	31 91.18%		
999501-MB 999501										
Polling	-	-	-	-		-	-	-		
Polling TSx	-	-	-	-		-	-	-		
Canvass	-	-	-	-		-	-	-		
Absentee	-	-	-	-		-	-	-		
Total	-	-	-	-		-	-	-		
999502-MB 999502										
Polling	-	-	-	-		-	-	-		
Polling TSx	-	-	-	-		-	-	-		
Canvass	-	-	-	-		-	-	-		
Absentee	-	-	-	-		-	-	-		
Total	-	-	-	-		-	-	-		
999503-MB 999503										
Polling	-	-	-	-		-	-	-		
Polling TSx	-	-	-	-		-	-	-		
Canvass	-	-	-	-		-	-	-		
Absentee	-	-	-	-		-	-	-		
Total	-	-	-	-		-	-	-		
999564-MB 999564										
Polling	-	-	-	-		-	-	-		
Polling TSx	-	-	-	-		-	-	-		
Canvass	-	-	-	-		-	-	-		
Absentee	-	-	-	-		-	-	-		
Total	-	-	-	-		-	-	-		
999574-MB 999574										
Polling	-	-	-	-		-	-	-		
Polling TSx	-	-	-	-		-	-	-		
Canvass	-	-	-	-		-	-	-		
Absentee	-	-	-	-		-	-	-		
Total	-	-	-	-		-	-	-		
Total										
Polling	61	40	32 84.21%	6 15.79%		61	40	31 91.18%		
Polling TSx	61	0	0	0		61	0	0		
Canvass	61	0	0	0		61	0	0		
Absentee	61	0	0	0		61	0	0		
Total	61	40	32 84.21%	6 15.79%		61	40	31 91.18%		

Statement of Votes Cast
CONSOLIDATED DISTRICTS ELECTION
SOVC For Jurisdiction Wide, All Counters, All Races
OFFICIAL STATEMENT OF VOTES CAST

Date:11/14/07
 Time:15:15:46
 Page:46 of 48

	Recall DAINA CULLEN Question				Recall DAINA CULLEN Successor		
	Reg. Voters	Times Counted	YES	NO	Reg. Voters	Times Counted	FRANK G CAPONE
Jurisdiction Wide							
500001-CP 500001							
Polling	-	-	-	-	-	-	-
Polling TSx	-	-	-	-	-	-	-
Canvass	-	-	-	-	-	-	-
Absentee	-	-	-	-	-	-	-
Total	-	-	-	-	-	-	-
500002-CP 500002							
Polling	-	-	-	-	-	-	-
Polling TSx	-	-	-	-	-	-	-
Canvass	-	-	-	-	-	-	-
Absentee	-	-	-	-	-	-	-
Total	-	-	-	-	-	-	-
500003-CP 500003							
Polling	-	-	-	-	-	-	-
Polling TSx	-	-	-	-	-	-	-
Canvass	-	-	-	-	-	-	-
Absentee	-	-	-	-	-	-	-
Total	-	-	-	-	-	-	-
500004-CP 500004							
Polling	-	-	-	-	-	-	-
Polling TSx	-	-	-	-	-	-	-
Canvass	-	-	-	-	-	-	-
Absentee	-	-	-	-	-	-	-
Total	-	-	-	-	-	-	-
500005-CP 500005							
Polling	-	-	-	-	-	-	-
Polling TSx	-	-	-	-	-	-	-
Canvass	-	-	-	-	-	-	-
Absentee	-	-	-	-	-	-	-
Total	-	-	-	-	-	-	-
500006-CP 500006							
Polling	-	-	-	-	-	-	-
Polling TSx	-	-	-	-	-	-	-
Canvass	-	-	-	-	-	-	-
Absentee	-	-	-	-	-	-	-
Total	-	-	-	-	-	-	-
500007-CP 500007							
Polling	-	-	-	-	-	-	-
Polling TSx	-	-	-	-	-	-	-
Canvass	-	-	-	-	-	-	-
Absentee	-	-	-	-	-	-	-
Total	-	-	-	-	-	-	-
500008-CP 500008							
Polling	-	-	-	-	-	-	-
Polling TSx	-	-	-	-	-	-	-
Canvass	-	-	-	-	-	-	-
Absentee	-	-	-	-	-	-	-
Total	-	-	-	-	-	-	-
500009-CP 500009							
Polling	-	-	-	-	-	-	-
Polling TSx	-	-	-	-	-	-	-
Canvass	-	-	-	-	-	-	-
Absentee	-	-	-	-	-	-	-
Total	-	-	-	-	-	-	-
500010-CP 500010							
Polling	-	-	-	-	-	-	-
Polling TSx	-	-	-	-	-	-	-
Canvass	-	-	-	-	-	-	-
Absentee	-	-	-	-	-	-	-
Total	-	-	-	-	-	-	-

Statement of Votes Cast
CONSOLIDATED DISTRICTS ELECTION
 SOVC For Jurisdiction Wide, All Counters, All Races
OFFICIAL STATEMENT OF VOTES CAST

Date:11/14/07
 Time:15:15:46
 Page:47 of 48

	Recall DAINA CULLEN Question				Recall DAINA CULLEN Sucessor		
	Reg. Voters	Times Counted	YES	NO	Reg. Voters	Times Counted	FRANK G CAPONE
500011-CP 500011							
Polling	-	-	-	-	-	-	-
Polling TSx	-	-	-	-	-	-	-
Canvass	-	-	-	-	-	-	-
Absentee	-	-	-	-	-	-	-
Total	-	-	-	-	-	-	-
500012-CP 500012							
Polling	-	-	-	-	-	-	-
Polling TSx	-	-	-	-	-	-	-
Canvass	-	-	-	-	-	-	-
Absentee	-	-	-	-	-	-	-
Total	-	-	-	-	-	-	-
500013-CP 500013							
Polling	-	-	-	-	-	-	-
Polling TSx	-	-	-	-	-	-	-
Canvass	-	-	-	-	-	-	-
Absentee	-	-	-	-	-	-	-
Total	-	-	-	-	-	-	-
500014-CP 500014							
Polling	-	-	-	-	-	-	-
Polling TSx	-	-	-	-	-	-	-
Canvass	-	-	-	-	-	-	-
Absentee	-	-	-	-	-	-	-
Total	-	-	-	-	-	-	-
500015-CP 500015							
Polling	-	-	-	-	-	-	-
Polling TSx	-	-	-	-	-	-	-
Canvass	-	-	-	-	-	-	-
Absentee	-	-	-	-	-	-	-
Total	-	-	-	-	-	-	-
500016-CP 500016							
Polling	-	-	-	-	-	-	-
Polling TSx	-	-	-	-	-	-	-
Canvass	-	-	-	-	-	-	-
Absentee	-	-	-	-	-	-	-
Total	-	-	-	-	-	-	-
999204-MB 999204							
Polling	-	-	-	-	-	-	-
Polling TSx	-	-	-	-	-	-	-
Canvass	-	-	-	-	-	-	-
Absentee	-	-	-	-	-	-	-
Total	-	-	-	-	-	-	-
999205-MB 999205							
Polling	-	-	-	-	-	-	-
Polling TSx	-	-	-	-	-	-	-
Canvass	-	-	-	-	-	-	-
Absentee	-	-	-	-	-	-	-
Total	-	-	-	-	-	-	-
999206-MB 999206							
Polling	-	-	-	-	-	-	-
Polling TSx	-	-	-	-	-	-	-
Canvass	-	-	-	-	-	-	-
Absentee	-	-	-	-	-	-	-
Total	-	-	-	-	-	-	-
999207-MB 999207							
Polling	-	-	-	-	-	-	-
Polling TSx	-	-	-	-	-	-	-
Canvass	-	-	-	-	-	-	-
Absentee	-	-	-	-	-	-	-
Total	-	-	-	-	-	-	-
999408-MB 999408							

Statement of Votes Cast
CONSOLIDATED DISTRICTS ELECTION
 SOVC For Jurisdiction Wide, All Counters, All Races
OFFICIAL STATEMENT OF VOTES CAST

Date: 11/14/07
 Time: 15:15:46
 Page: 48 of 48

	Recall DAINA CULLEN Question					Recall DAINA CULLEN Sucessor			
	Reg. Voters	Times Counted	YES	NO		Reg. Voters	Times Counted	FRANK G CAPONE	
Polling	61	40	32 82.05%	7 17.95%		61	40	32 91.43%	
Polling TSx	61	0	0 -	0 -		61	0	0 -	
Canvass	61	0	0 -	0 -		61	0	0 -	
Absentee	61	0	0 -	0 -		61	0	0 -	
Total	61	40	32 82.05%	7 17.95%		61	40	32 91.43%	
999501-MB 999501									
Polling	-	-	- -	- -		-	-	- -	
Polling TSx	-	-	- -	- -		-	-	- -	
Canvass	-	-	- -	- -		-	-	- -	
Absentee	-	-	- -	- -		-	-	- -	
Total	-	-	- -	- -		-	-	- -	
999502-MB 999502									
Polling	-	-	- -	- -		-	-	- -	
Polling TSx	-	-	- -	- -		-	-	- -	
Canvass	-	-	- -	- -		-	-	- -	
Absentee	-	-	- -	- -		-	-	- -	
Total	-	-	- -	- -		-	-	- -	
999503-MB 999503									
Polling	-	-	- -	- -		-	-	- -	
Polling TSx	-	-	- -	- -		-	-	- -	
Canvass	-	-	- -	- -		-	-	- -	
Absentee	-	-	- -	- -		-	-	- -	
Total	-	-	- -	- -		-	-	- -	
999564-MB 999564									
Polling	-	-	- -	- -		-	-	- -	
Polling TSx	-	-	- -	- -		-	-	- -	
Canvass	-	-	- -	- -		-	-	- -	
Absentee	-	-	- -	- -		-	-	- -	
Total	-	-	- -	- -		-	-	- -	
999574-MB 999574									
Polling	-	-	- -	- -		-	-	- -	
Polling TSx	-	-	- -	- -		-	-	- -	
Canvass	-	-	- -	- -		-	-	- -	
Absentee	-	-	- -	- -		-	-	- -	
Total	-	-	- -	- -		-	-	- -	
Total									
Polling	61	40	32 82.05%	7 17.95%		61	40	32 91.43%	
Polling TSx	61	0	0 -	0 -		61	0	0 -	
Canvass	61	0	0 -	0 -		61	0	0 -	
Absentee	61	0	0 -	0 -		61	0	0 -	
Total	61	40	32 82.05%	7 17.95%		61	40	32 91.43%	