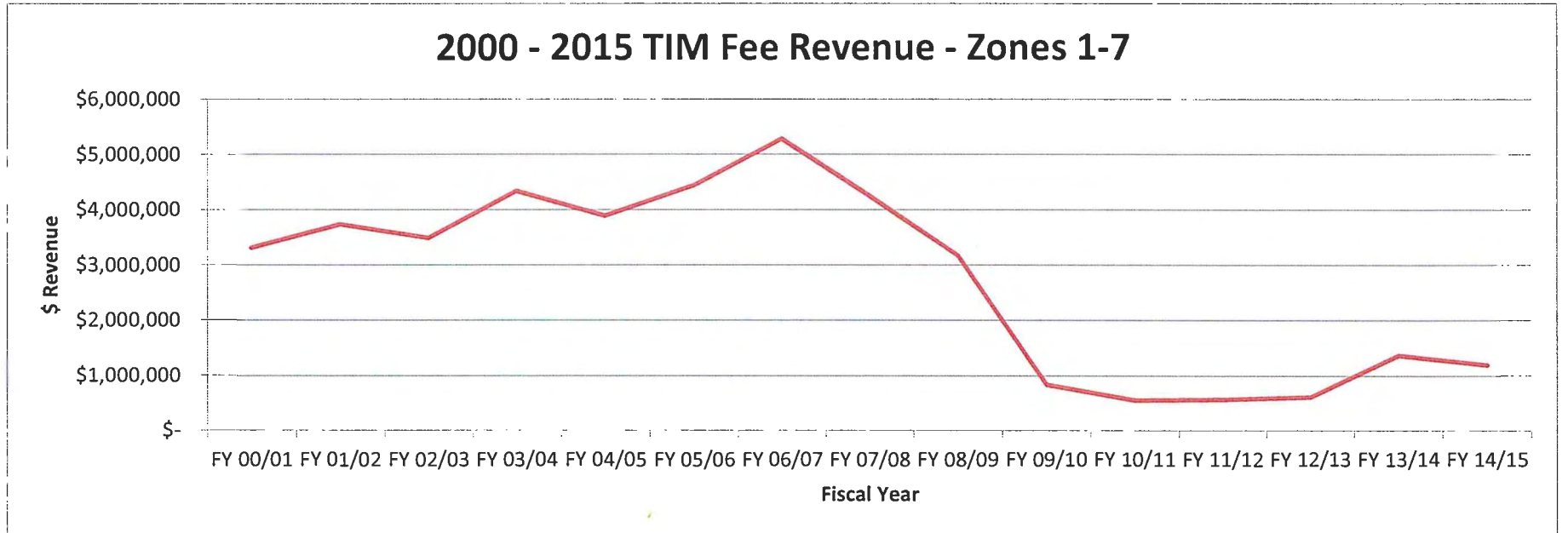


2000- 2015 Total TIM Fee Revenue - Per Zone

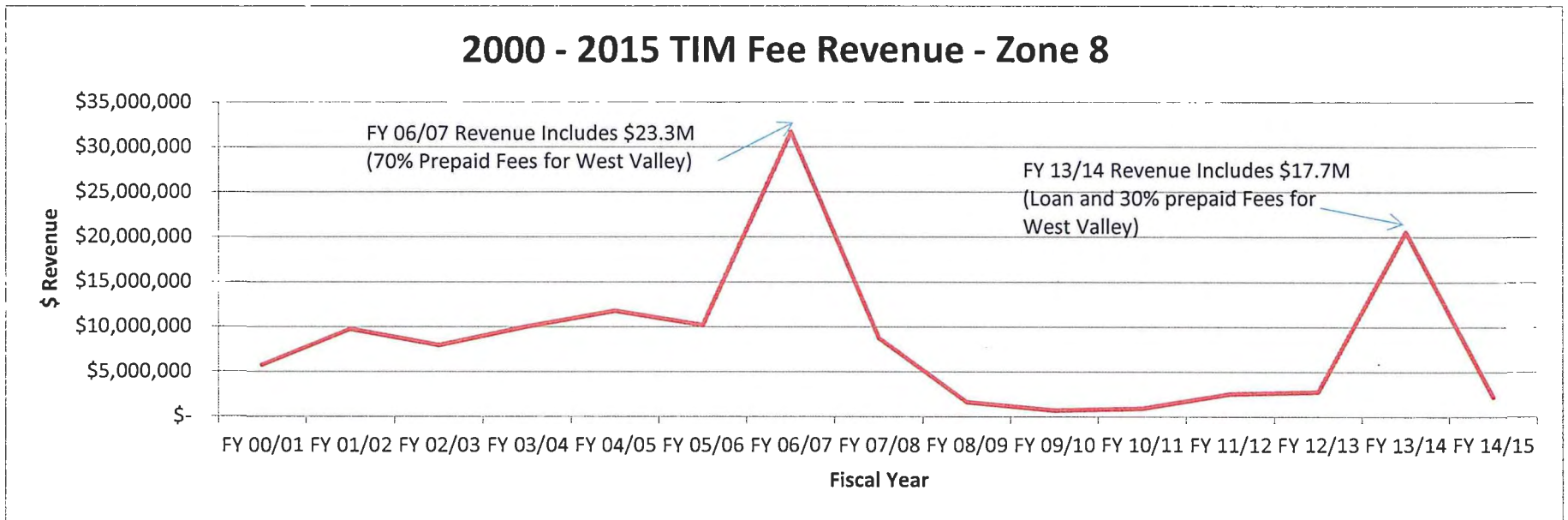
2000 - 2015 TIM Fee Revenue - Zones 1-7

Fiscal	FY 00/01	FY 01/02	FY 02/03	FY 03/04	FY 04/05	FY 05/06	FY 06/07	FY 07/08	FY 08/09	FY 09/10	FY 10/11	FY 11/12	FY 12/13	FY 13/14	FY 14/15
Total Revenue Zones 1-	3309430	3735463	3489894	4340965	3890901	4439118	5281626	4251509	3174940	843356	561755	577395	619648	1370549	1196148



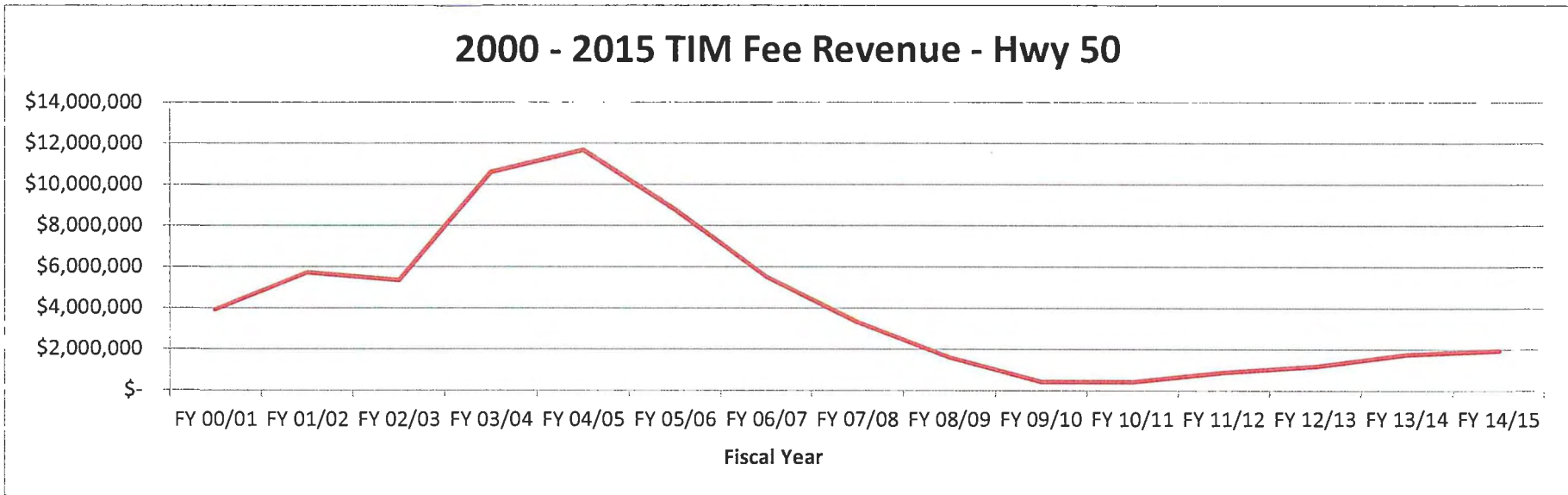
2000 - 2015 TIM Fee Revenue - Zone 8

Fiscal Year:	FY 00/01	FY 01/02	FY 02/03	FY 03/04	FY 04/05	FY 05/06	FY 06/07	FY 07/08	FY 08/09	FY 09/10	FY 10/11	FY 11/12	FY 12/13	FY 13/14	FY 14/15
Total Rev. - Zone 8	5732482	9751181	7956065	10022788	11768688	10184893	31690762	8748036	1650839	704129	921573	2555910	2774757	20566979	2202958



2000 - 2015 TIM Fee Revenue - Hwy 50

Fiscal Year:	FY 00/01	FY 01/02	FY 02/03	FY 03/04	FY 04/05	FY 05/06	FY 06/07	FY 07/08	FY 08/09	FY 09/10	FY 10/11	FY 11/12	FY 12/13	FY 13/14	FY 14/15
Total Rev. - Hwy 50	3920008	5731827	5351869	10596805	11677418	8779350	5524926	3320082	1616361	432091	432382	887027	1180285	1754087	1945269



2000- 2015 Total TIM Fee Revenue - All Zones

Fiscal Year:	FY 00/01	FY 01/02	FY 02/03	FY 03/04	FY 04/05	FY 05/06	FY 06/07	FY 07/08	FY 08/09	FY 09/10	FY 10/11	FY 11/12	FY 12/13	FY 13/14	FY 14/15
Total Rev.- All Zones	12961920	19218471	16797828	24960558	27337007	23403361	42497314	16319627	6442140	1979576	1915710	4020332	4574690	23691615	5344375

