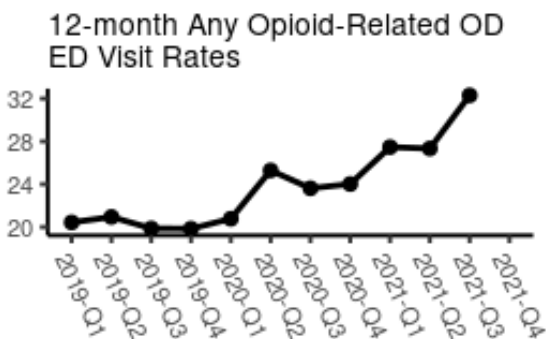
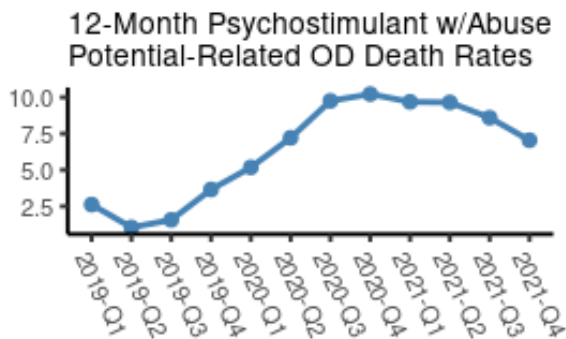
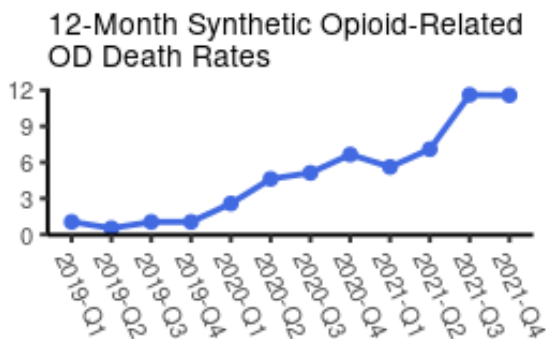
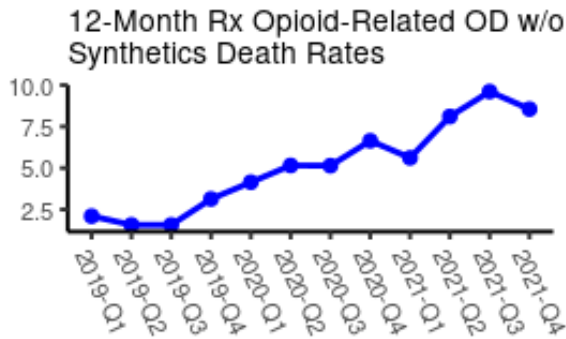


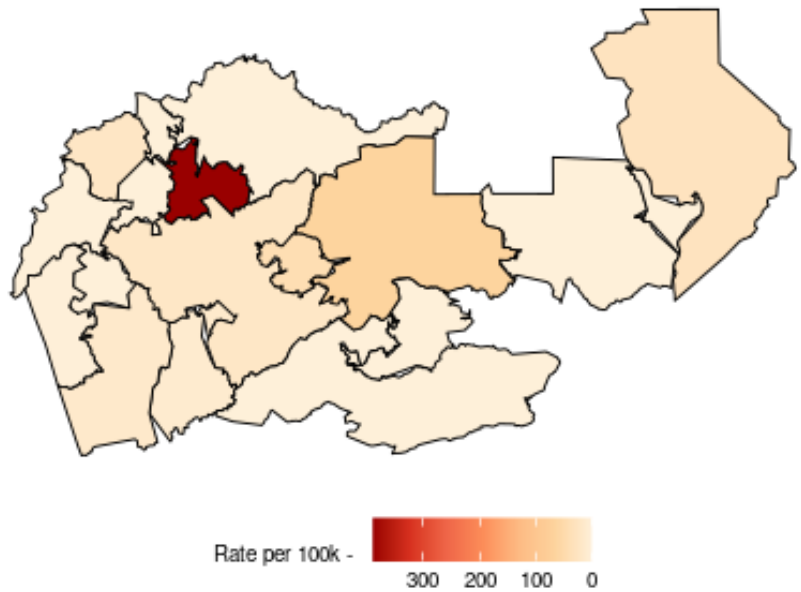
El Dorado Opioid Overdose Snapshot: 2019-Q1 through 2021-Q4

Report downloaded 08-25-2022

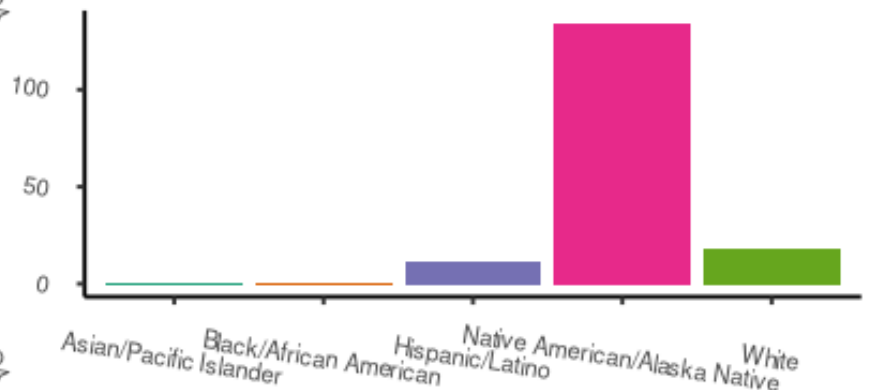
El Dorado experienced 30 opioid-related overdose deaths in 2021, the most recent full year of data available (preliminary death data - rates/counts may change). The annual crude mortality rate for 2021 was 15.1 per 100k residents, an increase of 189% from 2019. The following charts present 12-month rates for selected overdose indicators* (visit the CA Overdose Surveillance Dashboard Data Definitions page for indicator details). The map displays the annual age-adjusted rates for Any Opioid-Related overdose deaths by zip code. Synthetic opioid overdose deaths may be largely related to fentanyl.



Any Opioid-Related Overdose, Prelim. 2021 Age-Adjusted Annual Death Rates by Zip Code



Any Opioid-Related Overdose, Prelim. 2021 Age-Adjusted Death Rates per 100k Residents by Race/Ethnicity



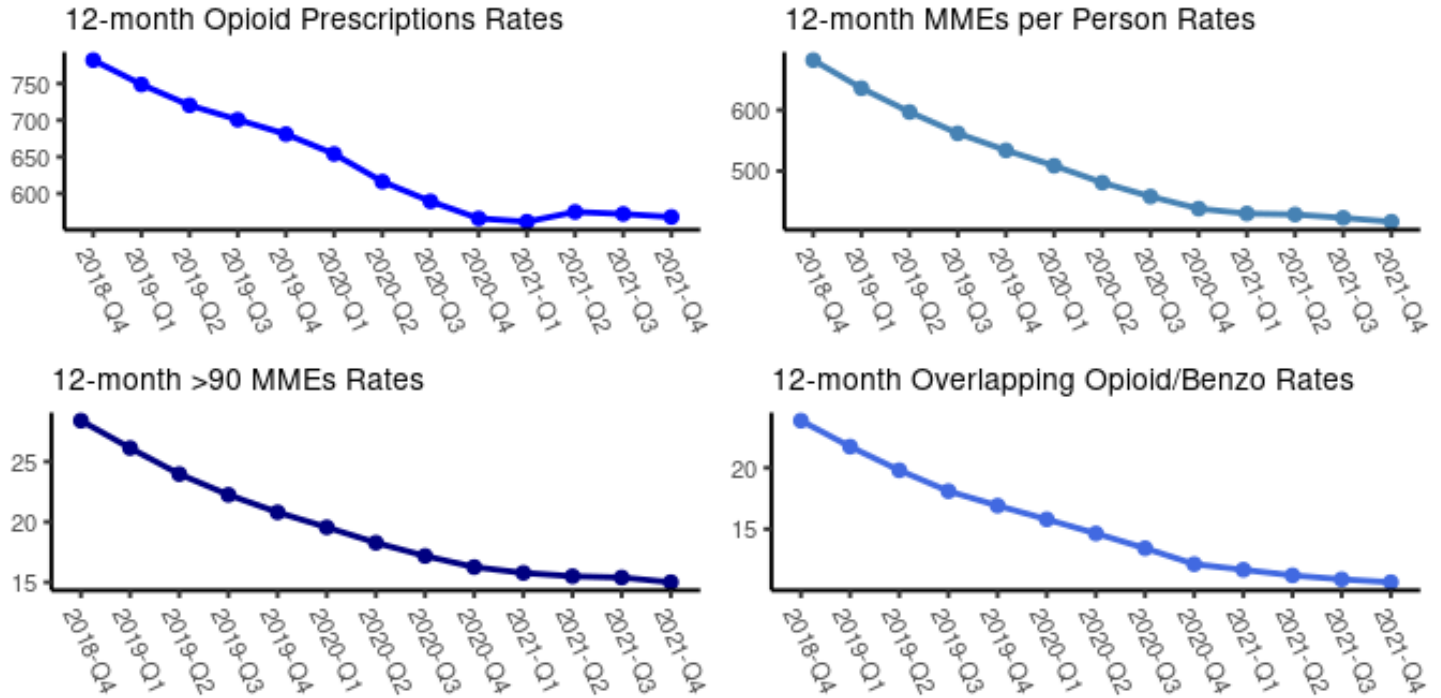
Footnotes: *data for most recent year may be preliminary.

12-month rates are based on moving averages; OD = Overdose

Report produced by the California Overdose Surveillance Dashboard: <https://cdph.ca.gov/opioiddashboard/>

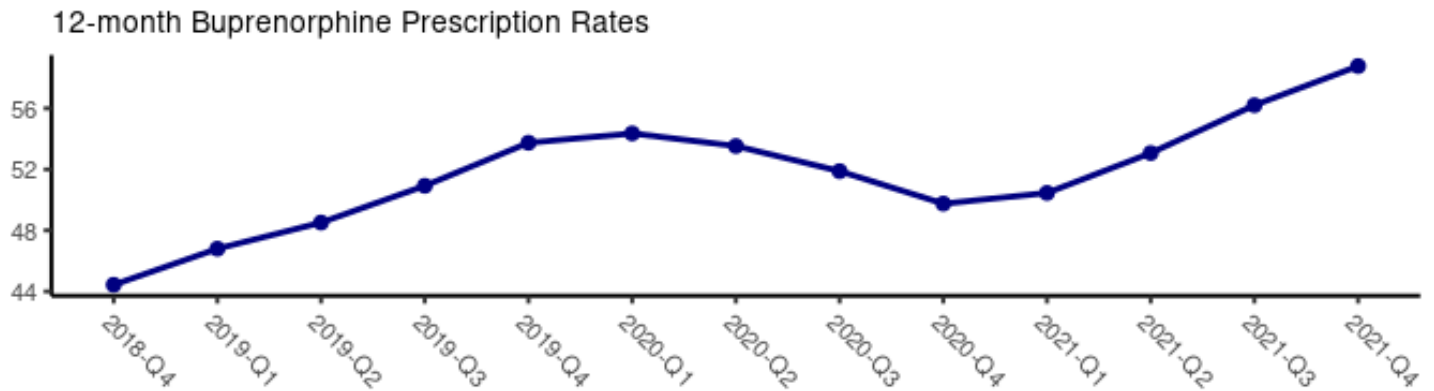
Prescribing

There were 110,748 prescriptions for opioids (excluding buprenorphine) in El Dorado in 2021. The annual crude opioid prescribing rate for 2021 was 572.14 per 1,000 residents. This represents a 18% decrease in prescribing from 2019. The following charts present 12-month moving averages for crude opioid prescribing rates, the crude rate of MMEs (morphine milligram equivalents) per person, the crude high dosage rate (i.e. greater than 90 Daily MMEs in the quarter), and the crude opioid/benzodiazepine overlap crude rate from 2019 to 2021.



Treatment

Buprenorphine prescriptions in the county are used to gauge the expansion of Medications for Opioid use Disorder (MOUD). The annual crude buprenorphine prescribing rate for 2021 was 56.2 per 1,000 residents. This represents a 10% increase in buprenorphine prescribing from 2019.



Footnotes: *data for most recent year may be preliminary.

12-month rates are based on moving averages; OD = Overdose

Report produced by the California Overdose Surveillance Dashboard: <https://cdph.ca.gov/opioidashboard/>