

FIRST 5 EL DORADO

Evaluation Report

A Report of the El Dorado County Children
and Families Commission


2009-10



Executive Summary

First 5 El Dorado Children and Families Commission is committed to improving the lives of young children and their families by promoting, supporting, and providing comprehensive integrated systems, early care and education, information, and services. First 5 El Dorado has defined four strategic result areas to support the Commission's long-term vision for desired change. They are:

- **Strong Families**
- **Children Learning**
- **Healthy Children**
- **Community Collaboration**



This report provides information on the investments made in Fiscal Year 2009-2010 (FY 09-10) including the impact of these investments.

FY 09-10 Highlights

In the 09-10 year, First 5 El Dorado invested over \$2.7 million in programs for children and families countywide. Based on program counts, our programs and services reached thousands of children and their families. The exact number of unduplicated children served is not available. Parent Surveys were completed by families with 1,081 children 0-5.

Strong Families


- ★ According to Parent Surveys, more families participated in playgroups or parent groups than previous years. These activities offer families positive social interaction and help parents and other caregivers learn about child development.
- ★ Parent Surveys showed that more children are receiving developmental screenings. While not statistically significant, a 4% increase was seen over the two year period, with 53% of families answering that their child has had a developmental screening in the last 12 months. Pre-K Observation forms showed that 62% of all children entering Kindergarten had a developmental screening.

Introduction to First 5 El Dorado

A Strategic Approach

The goal of the Children and Families Act (Proposition 10) is to provide the resources and support families need so that their children are healthy and ready to succeed by the time they enter Kindergarten. First 5 El Dorado has defined four strategic result areas to help accomplish this goal. Each result area is part of the Commission's long-term vision for desired change. The result areas are:

- **Strong Families**
- **Children Learning**
- **Healthy Children**
- **Community Collaboration**



Since 1998, First 5 El Dorado has worked to ensure that children and families have the best possible opportunities to meet their essential education and economic stability needs. First 5 El Dorado receives approximately \$1.5 million annually through Proposition 10 generated revenues. These funds are used to enhance or fund programs, services and infrastructure supportive of young children and families to create a network of prevention and early intervention supports. By helping to coordinate a range of services that improve family stability, child learning, child health and improved service delivery, First 5 helps

School Readiness and the Family

Studies show that children's transitions to school are strongly linked to four important elements. In a review, authors Golan, Spiker, and Sumi of the Harvard Family Research Project note that regardless of household income and mother's educational level, the following features were linked to children's competences needed to succeed in school:*

- **Good health.** Children who are in good or excellent health have better mastery of the skills needed to succeed in school and make better transitions to Kindergarten than do children who are in poor or fair health.
- **Parental concerns.** Children whose parents are concerned about their children's development experience more difficult transitions to Kindergarten and are less prepared for school than other children.
- **Preschool participation.** Children who participated regularly in preschool programs before attending Kindergarten have significantly better mastery of key developmental competencies than children who did not participate in such programs.
- **Family literacy.** Children whose families regularly read to them and engage in other literacy activities have higher mastery of the skills needed for school than do other children and have an easier transition to Kindergarten.

These results help guide the efforts and direction of First 5 El Dorado.

*From *Family Support Services Promote School Readiness*, December 2005, 644.1.B.3

which to raise their young children. More than 1,000 families in El Dorado County have incomes less than \$10,000 per year, and nearly 3,000 families have incomes less than \$24,999 per year. Young children are disproportionately affected by poverty, with 12.1% of all children under 5 experiencing poverty (compared to 7.7% overall). Female headed-households with very young children are most at risk with 41.8% having incomes below poverty within a 12 month period (2005-2009 American Community Survey, US Census Bureau).

Infant Health

Newborn health indicators within the county are mixed. The County's Health Status Profile for 2010 (based on data from 2005-2008) shows that the number of low birth weight infants is 6.5%, higher than the national objective, but lower than national and statewide averages. Nearly one in five (18.1%) of babies are born to mothers that received late or no prenatal care, a rate considerably higher than the national objective (10.0) and higher than the percentages seen nationally and statewide. The rate of births to teen mothers is lower than both national and statewide averages, and breastfeeding initiation rates are high (92.8%).

Child Safety

Over the last decade, rates of substantiated abuse for children 0-5 in El Dorado County have increased while they have fallen statewide. The rate of substantiated maltreatment of children 0-5 in El Dorado County in 2009 was 20.6 per 1,000 children while the rate for the same time period statewide was 12.3 (Center for Social Services Research, University of California at Berkeley).

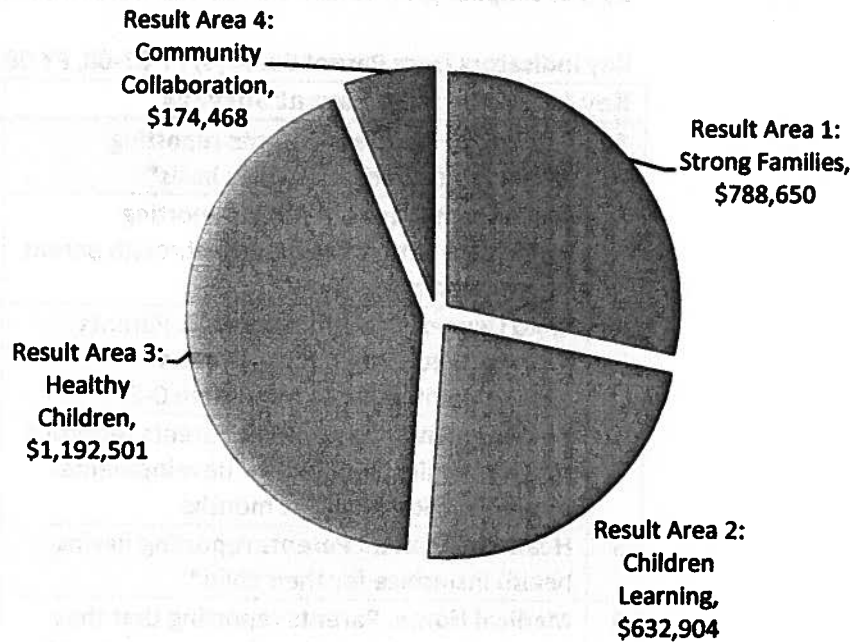
Opportunities for Enhancing Commission Investments

- ★ While many health indicators (from publically available sources and evaluation) are positive countywide, disparities are seen among the County's communities. Targeting resources within specific communities may help those with the highest needs. Evaluation can be further developed to measure changes in these communities.
- ★ Information from publically available sources supports a need for enhanced approaches to family support and education to strengthen families and build protective factors.
- ★ Pre-Kindergarten Observation Forms from 09-10 showed that children with preschool experience were on average better prepared in several skill areas than their peers that did not attend preschool. Data from Parent Surveys showed that fewer children attended preschool in the previous year. Nationwide, studies show that children from disadvantaged backgrounds are less likely to have access to high quality preschool experiences. Together, these pieces of information support the need for continued attention to high quality early care and education accessible to families with limited income.
- ★ Differences among the rates in frequency of reading to children were notable between Parent Surveys and Pre-K Observation Form Data.

Countywide Results

All Result Areas

In FY 09-10, First 5 funded programs for children and families totaled over \$2.7 million. Funds supported programs and initiatives in each of the four result areas. The reach of First 5 El Dorado is extensive. First 5 El Dorado Parent Surveys indicate that at least 1,081 children birth through 5 years of age (referred to as “children 0-5” throughout this report) received services during FY 09-10. Investments by result area are as follows:



Making Investments in the Future

In 1998 voters passed Proposition 10, adding a 50-cent tax to each pack of cigarettes sold to create First 5 California. The First 5 El Dorado Commission receives funds through First 5 California based upon the area's birth rate.

First 5 El Dorado is dedicated to improving the lives of young children and their families. Since the inception 10 years ago, First 5 El Dorado has connected families with meaningful services and supports, and strives to reach more every day.

Result Area: Strong Families

Strengthening families means making sure they have access to the information, services, and supports they need. First 5 El Dorado funded a number of initiatives and programs providing parenting education opportunities, information on child development, opportunities for children and families to bond and build early literacy, and timely developmental screenings. With these supports, parents and family members have the information and tools they need to prepare children for life-long learning.

FY 09-10 Strong Families Evaluation Findings

- ✓ According to Parent Surveys, more families participated in activities that offered families positive social interaction and helped parents and other caregivers learn about child development.
- ✓ Parent Surveys showed that more children received a developmental screening. While not statistically significant, a 4% increase was seen over the two year period, with 53% of families answering that their child has had a developmental screening in the last 12 months. Kindergarten surveys show that 62% of all entering Kindergartners had a developmental screening.

The Strong Families result area is organized into two strategies or initiatives: Family Support and Education and Early Childhood Screening and Intervention: Together We Grow.

Family Support and Education

FY 09-10 Achievements

- ✓ Scholarships expanded the availability of Perinatal Education Classes at Marshall Hospital. Scholarships supported 272 parents in taking Childbirth Education, Breastfeeding and Baby Basics classes. Without the scholarships, these families would not have been able to attend due to financial barriers.
- ✓ Families of 71 children 0-5 attended the Positive Parenting Solutions Series. Evaluations showed that 100% of participants had reported increased awareness and increased knowledge as a result of the sessions. Positive Parenting Solutions expanded the availability of parenting classes focused on the developmental stages of young children 0-5 on the Western Slope. Parents of children 0-5 received education and information on developmental milestones of young children and acquired skills to address difficult behaviors and encourage positive behavior in young children.
- ✓ Play & Learns served 177 children 0-5 and 131 parents/guardians on the Western Slope. Play & Learn is a community-based early learning activity that promotes school readiness.
- ✓ The New Morning Early Childhood Counseling Project expanded the availability of counseling in Georgetown and served 17 children 0-5, 29 family members, and 14 providers.

Result Area: Children Learning

First 5 El Dorado funded several programs throughout the County aimed at providing children with the specific skills they need to be successful in Kindergarten. Strategies included training and support for early care and education providers, and school-based activities supporting parents and teachers in transitioning children to Kindergarten.

FY 09-10 Children Learning Evaluation Findings

- ✓ 75% of families that answered Parent Surveys reported reading to their child every day. This is an increase over previous years. Information from the Pre-K Observation form showed a lower percentage of everyday reading from families (63% reported reading to their child 6 to 7 days a week).
- ✓ Families that participated in Ready to Read at your Library programs were more likely than other survey respondents to read to their children--85% of families that participate in the Ready to Read program read to their children every day; 17% read 3-6 days a week, and 3% only once or twice a week. No participants in the program reported reading "not at all."
- ✓ 2010 Pre-K Observation Forms showed that on average, 76% children entering Kindergarten in fall 2010 had fully mastered Kindergarten readiness skills, and 19% had almost mastered these skills.
- ✓ 45% of children in families answering Parent Surveys attended preschool within the last 12 months. This percentage is lower than the previous two years. This is likely the result of the economy and high unemployment rates.
- ✓ Kindergarten observation data showed that children that have a pre-Kindergarten school experience are on average more prepared than their peers that have not had preschool experience. The differences are significant in skill areas: listening to a story, following rules, knowing shapes, and counting to 20.

The Children Learning result area is organized into three strategies or initiatives:
Quality Early Care and Education: High 5 for Quality, Early Literacy and School Readiness: School Readiness Plans.

Quality Early Care and Education: High 5 for Quality

- ✓ High 5 for Quality provided educational scholarships to 13 early childhood educators, supported 27 early childhood education sites to complete a self-assessment and develop a site improvement plan, and conducted four professional development trainings for early childhood educators across the County.

Result Area: Healthy Children

When children lack primary and oral health care, their learning and development can suffer. Children with access to medical and dental care are less likely to miss school due to preventable injuries and illnesses, and better able to concentrate in school. First 5 El Dorado connects children and families to insurance and providers through the ACCEL Children's Health Initiative and Oral Health Initiatives, and ensures parents of newborn children are linked to community resources that support healthy development through Best Beginnings.

FY 09-10 Healthy Children Evaluation Findings

- ✓ New Parent Kits and brochures from the hospital were the most common way families to find out about local programs and services. This is important because it means that new parents have access to current and organized information and resources from the beginning of the child's life.
- ✓ Parent Surveys showed that 96% of children had a regular doctor or other health provider.
- ✓ 93-94% of children had some sort of health insurance (source: Parent Surveys and Pre-K Observation Forms).
- ✓ 97% of Parent Survey respondents reported that their child has had a well-child visit within the past 12 months.
- ✓ 78% of Parent Survey respondents had dental insurance for their children. Kindergarten surveys showed that 81% of children have dental insurance.
- ✓ 70% of Parent Survey respondents reported that their children have a dental home—a regular provider that they visit and see.
- ✓ Parent Surveys showed that 59% of children ages 1-5 had seen a dentist or other oral health care provider within the year.

The Healthy Children result area is organized into three strategies or initiatives: Health Access: Regional Children's Health Initiative and ACCEL Initiative, Oral Health Access: Oral Health Access and Home Hospital Visitation: Best Beginnings.

Regional Children's Health Initiative and ACCEL Initiative

- ✓ Staff conducted successful outreach to families with young children 0-5.
- ✓ The ACCEL Project assisted the families of 601 children 0-5 with health insurance application/enrollment and identification and utilization of a medical home; 22 children 0-5 were enrolled with the Healthy Kids Healthy Future insurance product.

Result Area: Community Collaboration

Community collaboration means that programs and providers work together so that children and families have seamless access to services and supports they need. First 5 El Dorado engages community partners through Community Strengthening Groups in each region of the County to assess community needs and design outreach and promotion strategies that connect families to key services in their communities.

These services include access to health care and medical homes, access to early care and education opportunities, mental health and social-emotional development, family support services, and parent education services. The Commission also provides Mini Grants and a Community Services Directory to support community partners' efforts to provide essential services to the children and families in their regions.

A Better System for Children and Families

Improving systems for children and families often involves making meaningful connections—among organizations, agencies, resources and families. Both large and small actions can have important impacts. These are just a few examples of the ways that First 5 El Dorado Partners are building a better system for children and families:

- In South Lake Tahoe, providers worked together to help families overcome transportation barriers by offering vouchers. In addition to providing rides to families, this service helped them to identify other barriers to access.
- In the Georgetown Divide, the Community Strengthening Group worked to understand community needs and shared this information with the broader community, so that supports could be targeted and effective.
- In the Western Slope, partners working to provide health care have noted the need for more dental providers that accept public insurance products within the County, and are helping to build awareness around this need.
- Organizations across the County provide families with information and referrals to appropriate services.

The Community Collaboration result area is organized into strategies or initiatives: Mini Grants, Community Strengthening, and Evaluation.

Mini Grants

- ✓ 10 Mini Grants were awarded to a variety of community agencies supporting the four result areas of the Commission's Strategic Plan.

Appendix

About the Parent Survey Data

Parent Surveys were collected by program staff. Surveys were entered by First 5 staff into Survey Monkey, an online survey collection and analysis tool. A total of 732 surveys were collected and entered in FY 09-10. A total of 1,404 children are represented by the surveys; of this total, 1,081 are children 0-5. This reach is extensive; approximately 11% of the County's 0-5 population is represented in surveys.

- The majority of surveys (66%, 459) were completed by families participating in the Ready to Read @ Your Library program.
- Other programs Play & Learn and Playgroups (10%, 71)
- Positive Parenting (2%, 14), Steps to School (2%, 11)
- Together We Grow (7%, 47)
- A large number of surveys (14%, 99) selected "other" or were left blank.

Parent Survey data summarized and presented in this report:

- ✓ Includes information from families with children 0-5; 32 surveys were completed by families that did not have a child 0-5 or (did not answer the question regarding their children's ages). These surveys were excluded from the analysis.
- ✓ Includes respondents regardless of home zip code; 74 Parent Surveys listed zip codes outside of El Dorado County and 162 Parent Surveys did not have zip code information.
- ✓ The denominator used to calculate percentages for each Parent Survey question excludes the number of people that answered "don't know or decline" or that did not answer the question.


Area	Description	Surveys (n)
Douglas County (NV)	Stateline (South Lake Tahoe)	1
Sacramento County (CA)	Folsom (Other areas include Fair Oaks, Orangevale Citrus Heights, Mather, Rancho Cordova)	73
Other	Illegible / Data Entry Error and No Zip Code Provided)	162

Statistical analysis of data in the summary table was performed using a Chi-Square test of independence. For most indicators there was 1 degree of freedom and an alpha level of 0.05 was used for the test.

Logic Models

The programs and services funded by First 5 in FY 09-10 are shown by result area on the following pages. Each model links the objective with the First 5 investment, and the expected changes (outcomes and long-term impacts) these services are intended to create.


- **Family Support and Education** includes parenting information classes, counseling and playgroups. Classes provide parents with information and skills to address difficult behaviors in children, cover topics on developmental milestones in young children, provide activities that provide parents with opportunities to learn activities they can do at home that match the developmental states of their children, promote social-emotional well-being in young children and their parents, and incorporate developmental screenings. In playgroups, parents are educated about child development & developmental milestones, and children participate in community-based early learning activities that promote school readiness.
- **Early Childhood Screening and Intervention Together We Grow** utilizes early childhood specialists to provide parents with information regarding periodic developmental screenings for their children through the Ages & Stages screening tools. These specialists also suggest activities and referrals to promote parent understanding and recognition of developmental milestones in their children. (Countywide)



- **High 5 for Quality** develops and supports quality early care and education sites throughout the County. Provides site rewards, program improvement plans based on the Quality Matrix developed by the Early Education for All Planning Group and scholarships for ECE providers to advance their education. (Countywide)
- **Early Literacy** promotes early learning experiences for children 0-5 years. (Countywide)
- **School Readiness Plans** connect children and families with early care and education system. School readiness transition plans are developed for each elementary school in the County. Stipends are available for Lead Kindergarten and ECE Teachers that collaborate to plan, support and implement School Readiness Transition Plan activities at the district and school level. Districts can request up to \$2,500 per elementary school site with a Kindergarten class. (Countywide)

- **Home Hospital Visitation: Best Beginnings provides nurturing and positive emotional support services to all newborns and their mothers in the County. (Countywide)**
- **ACCEL Initiative supports families with children in identifying eligibility for public health insurance programs (Medi-Cal, Healthy Families, Cal-Kids, Healthy Kids Healthy Future, & Kaiser). Assists families in enrolling children in plans, connecting to a medical home and utilizing and maintaining health care coverage. (Countywide)**
- **Oral Health Access Initiative is an extension of the ACCEL Initiative that focuses specifically on increasing access to dental providers that accept the health insurance programs available. (Countywide)**

- Evaluation has two major purposes: to provide information about programs and services so that they can improve over time, and, to provide measure results as a component of accountability to the community and other stakeholders.
- Community Strengthening activities include groups and partnerships committed to improving local infrastructure, collaboration and service integration. Three groups meet in El Dorado County:
 - *Divide Ready by 5* is a collaborative group located on the Georgetown Divide that focuses on developing local leadership and strengthening community collaboration for children 0-5 and their families. They gather local data to assess community need, identify gaps in the service system and propose collaborative solutions to fill those gaps.
 - *The Lake Tahoe Collaborative* is a collaborative group located in South Lake Tahoe that focuses on developing local leadership and strengthening community collaboration for children 0-5 and their families. They gather local data to assess community need, identify gaps in the service system and propose collaborative solutions to fill those gaps.
 - *The Western Slope Community Strengthening Group* is a collaborative group located on the Western Slope of the County that focuses on developing local leadership and strengthening community collaboration for children 0-5 and their families. They gather local data to assess community need identify gaps in the service system and propose collaborative solutions to fill those gaps.
- The Community Services Directory provides community services information both in hard copy and electronic format through the Internet.
- Mini grants support short-term projects that improve the health of children, family functioning and children's readiness for school.



2010 Pre-K Observation Form Results

Pre-K v. No Pre-K

1,350 Yes Pre-K 87%
205 No Pre-K 13%

1,561 Pre-K Observation Forms
Pre-K Experience

n	Fully Mastered				Almost Mastered				Emerging				Not Yet		No Response & Not Observed	
	#	%	CI	Lower 65%	#	%	CI	Lower 65%	#	%	CI	Lower 65%	#	%	#	%
1	1,033	81%	80%	78%	205	16%	16%	15%	30	2%	2%	2%	5	0.4%	76	6%
2	1,148	86%	84%	82%	122	11%	11%	10%	22	2%	2%	2%	3	0.3%	63	5%
3	1,109	81%	80%	78%	148	13%	13%	12%	26	2%	2%	2%	4	0.4%	74	7%
4	781	81%	80%	78%	147	19%	19%	17%	33	4%	4%	4%	3	0.4%	72	9%
5	1,116	81%	80%	78%	155	14%	14%	13%	12	1%	1%	1%	2	0.2%	70	6%
6	917	72%	70%	67%	313	34%	34%	31%	46	5%	5%	5%	4	0.4%	70	8%
7	842	65%	63%	60%	366	43%	43%	40%	55	7%	7%	7%	4	0.5%	70	8%
8	761	81%	80%	78%	359	47%	47%	44%	108	14%	14%	13%	41	5%	72	9%
9	1,009	79%	78%	76%	205	20%	20%	19%	39	4%	4%	4%	17	1.7%	68	7%
10	1,274	84%	83%	81%	277	22%	22%	21%	133	10%	10%	10%	43	3.4%	83	6%
11	1,139	85%	84%	82%	119	10%	10%	9%	22	2%	2%	2%	8	0.7%	71	6%
12	1,108	82%	81%	79%	113	10%	10%	9%	6	0%	0%	0%	6	0.5%	66	6%
13	1,040	81%	80%	78%	201	19%	19%	18%	40	4%	4%	4%	6	0.6%	70	7%
Avg	892	77%	75%	73%	234	26%	26%	24%	48	5%	5%	5%	11	1.2%	70	8%

No Pre-K Experience
No : 19% (n=205)

n	Fully Mastered				Almost Mastered				Emerging				Not Yet		No Response & Not Observed	
	#	%	CI	Lower 65%	#	%	CI	Lower 65%	#	%	CI	Lower 65%	#	%	#	%
1	128	61%	59%	56%	60	28%	28%	26%	10	5%	5%	5%	2	1.1%	16	12%
2	149	78%	76%	73%	35	19%	19%	18%	6	3%	3%	3%	1	0.5%	14	10%
3	142	75%	73%	70%	40	21%	21%	20%	7	4%	4%	4%	1	0.5%	15	11%
4	86	45%	43%	40%	60	42%	42%	40%	24	13%	13%	13%	1	0.5%	14	10%
5	160	84%	82%	79%	25	13%	13%	12%	6	3%	3%	3%	1	0.5%	14	10%
6	120	63%	61%	58%	60	32%	32%	30%	21	11%	11%	11%	1	0.5%	13	10%
7	111	65%	63%	60%	62	32%	32%	30%	16	9%	9%	9%	3	1.8%	13	10%
8	98	39%	37%	35%	68	39%	39%	37%	32	17%	17%	17%	23	12.0%	14	11%
9	123	65%	63%	60%	41	22%	22%	21%	16	9%	9%	9%	10	5.3%	18	14%
10	96	49%	47%	44%	44	23%	23%	22%	23	12%	12%	12%	25	13.0%	12	9%
11	153	80%	78%	76%	28	13%	13%	12%	13	7%	7%	7%	1	0.5%	13	10%
12	191	84%	82%	79%	25	13%	13%	12%	6	3%	3%	3%	0	0.0%	14	11%
13	144	76%	74%	71%	35	19%	19%	18%	10	5%	5%	5%	1	0.5%	18	14%
Avg	126	66%	64%	62%	46	23%	23%	22%	18	9%	9%	9%	6	2.9%	18	14%

*does not include No Response and Not Observed

11/22/10 (es)

First 5 El Dorado Commission

Growing Children, One by One...

Commissioners

Debra Herr, RN, PHN, MA, Chair

John Knight

District 4 Representative

BOS Representative

Wendy David, Vice Chair

Sharon Elliott, PhD

District 5 Representative

Health Services Representative

Davia Weiner, JD, Treasurer

Clint Collins, MD

District 3 Representative

Sierra Sacramento Medical Society

Vicki L. Barber, EDD

Sherrri Springer

Superintendent's Council

District 1 Representative



Healthy

Caring

Growing

Learning

Connected

www.first5eldorado.com

(530) 622-5787

Growing Children, One by One...

First 5 El Dorado Commission

Growing Children, One by One...

Families participating in **First 5 El Dorado Commission** Initiatives report their children are getting **Ready!**

- ✓ **97%** take their child to well child exams
- ✓ **78%** have dental insurance
- ✓ **75%** read with their child each day
- ✓ **53%** have completed a developmental questionnaire



Healthy

Caring

Growing

Learning

Connected

www.first5eldorado.com

(530) 622-5787

Growing Children, One by One...

Is your child Ready?

5 ways to maximize your child's learning.

- ✓ *Take your child to all well-child visits and see a dentist by their first birthday.*
- ✓ *Schedule a home visit for your newborn.*
- ✓ *Make sure your child is developing on track.*
- ✓ *Read with your child each day.*
- ✓ *Choose quality child care programs.*



Healthy

Caring

Growing

Learning

Connected

www.first5eldorado.com

(530) 622-5787

Growing Children, One by One...

Is your child Ready?

Children's Health Initiative

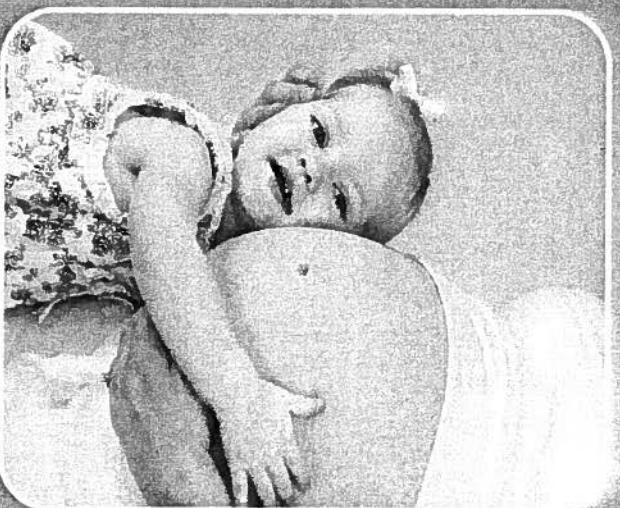
Take your child to all well-child visits with the doctor and see a dentist by their first birthday.

Having regular visits to the doctor and dentist help children to be healthy and better able to learn.

How do I find a doctor, dentist or health insurance?

Contact the Children's Health Initiative to start your child's path to a healthy life.

(800) 388-8690



Healthy

Caring

Growing

Learning

Connected

www.first5eldorado.com

(530) 622-5787

Growing Children, One by One...

Is your child Ready?

Best Beginnings

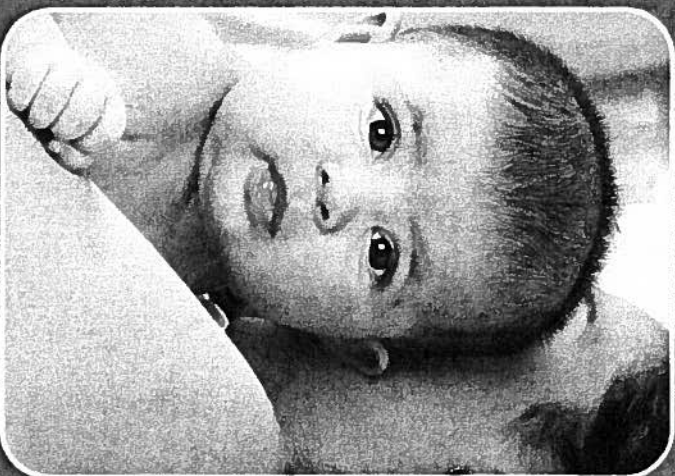
Schedule a home visit for your newborn.

A registered nurse can talk to you about your baby's health, your health, and great ways to connect with your community.

How can I schedule a home visit for my newborn?

Marshall Medical and Barton Hospital nurses visit families with newborn children by appointment.

Marshall Medical Center (530) 626-2770 x2315
Barton Memorial Hospital (530) 543-5547



Healthy

Caring

Growing

Learning

Connected

www.first5colorado.com

(530) 622-5787

Growing Children, One by One...

Is your child Ready?

Together We Grow

Make sure your child's development is on track.



Understanding your child's developmental milestones will help you keep them on track.

Is my child developing like other children their age?

Call for a developmental questionnaire and personalized support for every day parenting.

(530) 295-2457 SLT (530) 543-2310 x252



Healthy

Caring

Growing

Learning

Connected

www.first5eldorado.com

(530) 622-5787

Growing Children, One by One...

Is your child Ready?

Ready to Read @ Your Library

Read with your child each day.

Reading with your child improves their learning and language development.

Where do I go for books and fun literacy activities?

Visit your local library for books, story times, and make and take activities.

Placerville (530) 621-5540 S Lake Tahoe (530) 573-3185
Cameron Park (530) 621-5500 EDH (916) 358-3504
Pollock Pines (530) 644-2498 Georgetown (530) 333-4724



Healthy

Caring

Growing

Learning

Connected

www.first5eldorado.com (530) 622-5787

Growing Children, One by One...

Is your child Ready?

High 5 for Quality

Choose quality child care programs.



Children in quality child care programs are better prepared for school.

What is a quality child care program?

Find out what to look for when choosing quality child care.

(530) 622-8636



Healthy

Caring

Growing

Learning

Connected

www.first5colorado.com

(530) 622-5787

Growing Children, One by One...

Is your child Ready?

Get Connected.



- ❑ What is First 5 El Dorado Children and Families Commission?
- ❑ What is Ready?
- ❑ Is my community Ready?
- ❑ How can I help my community get Ready?

First 5 El Dorado
2776 Ray Lawyer Drive, Placerville
(530) 622-5787
www.first5eldorado.com



Healthy

Caring

Growing

Learning

Connected

www.first5eldorado.com (530) 622-5787

Growing Children, One by One...

Is your child Ready?

First 5 El Dorado can help.

How do I find a doctor, dentist or health insurance?

Children's Health Initiative: (800) 388-8690

How can I schedule a home visit for my newborn?

Best Beginnings: Marshall (530) 626-2770 x2315 Barton (530) 543-5547

Is my baby developing like other children their age?

Together We Grow: (530) 295-2457 S Lake Tahoe (530) 543-2310 x252

Where do I go for books and fun literacy activities?

Ready to Read @ Your Library: (530) 621-5540 S Lake Tahoe (530) 573-3185

What is a quality child care program?

High 5 for Quality: (530) 622-8636



Healthy

Caring

Growing

Learning

Connected

www.first5eldorado.com

(530) 622-5787

Growing Children, One by One...



Healthy

Caring

Growing

Learning

Connected

www.first5eldorado.com (530) 622-5787

Growing Children, One by One...

MEMO

TO: Commissioners
FROM: Kathi Walker, Assistant Director
DATE: June 9, 2011
RE: 2012-17 Strategic Planning Process

BACKGROUND:

On March 24, the Governor signed AB 99 into law. This legislation calls for First 5 Commissions to pay back \$1 billion, \$950 million from county commissions and \$50 million from the State Commission. Under AB 99, First 5 El Dorado will be required to payback half of the 2009-10 fund balance, a total of \$2.3 million.

Questions continue to surround the implementation of AB 99. The language in the bill is unclear, three lawsuits have been filed, and the budget has not been signed. Because AB 99 has been signed into law, it is important that the Commission assess the potential impact of a \$2.3 million reduction in funding. However, it is important to understand that all proposals are a projection based on our best information from the Governor and CA Legislature at this time.

DISCUSSION:

During the months of July through November 2011, staff will convene Commissioners, contractors and community partners to discuss their ability to maintain quality services within the proposed budgets and develop recommendations to continue services.

In preparation for planning meetings, staff is working to ensure a transparent, inclusive process. To achieve this, staff have:

- Regular meetings with our evaluator Kelly Marschall (Social Entrepreneurs Inc.) to plan for effective facilitation within the Commissions approved evaluation objectives and indicators.
- Surveyed the contractors, including community strengthening groups, to ensure we balance planning time with the regular resource sharing currently conducted through bi-weekly phone conferences.
- Initiated a revised Communication Plan through the Program Planning and Development Committee to ensure clear, consistent communication with community strengthening groups.
- Investigated potential leveraged funding opportunities with Save the Children and federal home visiting match funding through Maternal Child Infant Health.