

Measuring Our Health



The Health Status of El Dorado County 2008

2008 Health Status Report

- Fifth report in series
- Most comprehensive
- Available primarily at the Public Health Department web page
 - Easily updated
- Lead author
 - Lois Hathway, MPH,
chief deputy registrar
Vital Statistics Office

Measuring Our Health



The Health Status Report
of El Dorado County
2008

Submitted by Gayle
Erbe-Hamlin
at Board Hearing of 1/15/08
#23

Why Measure Health Status?

- Information feeds action
 - Identifies preventable diseases or injuries in the population of interest
 - Targets sub-groups at higher risk of poor health
 - Generates hypotheses about possible causes
 - Helps the Public Health Department set priorities
 - Evaluates interventions




What Should We Measure?

- Disease and death
 - Infections, chronic diseases, injuries
- Risk factors
 - Health behaviors, environmental quality, access to health care
- Indirect factors
 - Income, poverty, school achievement



What Sources are Used?

- Any existing datasets we can get our hands on!
 - Vital statistics
 - Routinely collected disease surveillance data
 - Random telephone-based surveys like the California Health Interview Survey
 - Other sources, depending on the health-related indicators of interest



Limitations of the Data We Use

- Data were collected by others for other purposes
- Several outcomes are rare, so rates are unstable
- Some datasets are old, so data may not be current
- Differences in risk may be due only to differences in population, ie race, income
- Results demand caution!




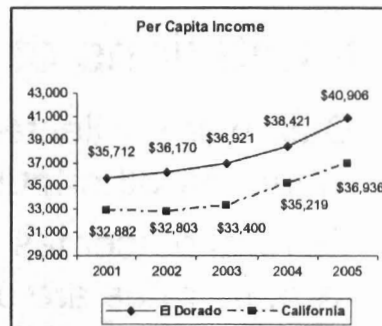
Our Methods

- Raw data collected from primary sources
 - Rates age-adjusted for valid comparisons
 - Statistically unstable rates identified
- Comparisons made
 - Between recent years
 - Between EDC and the state, region and targets



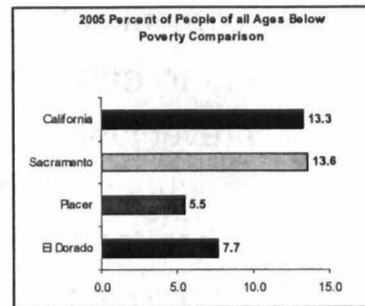
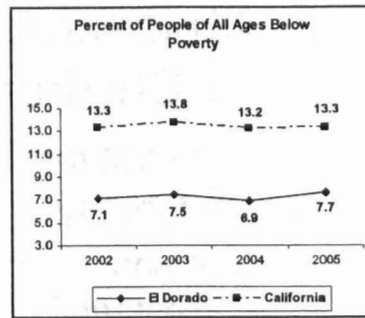
Income

- El Dorado is a wealthy county overall
 - 11th highest per capital income in the state
- Higher incomes are associated with
 - Good housing, sound diets, fewer unhealthy behaviors, better use of preventive care
 - Higher self-esteem



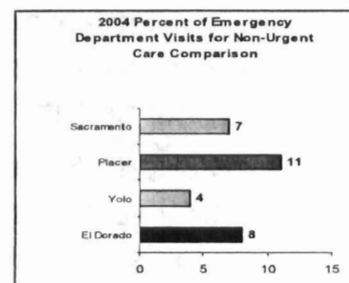
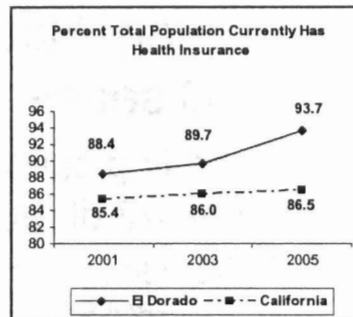
Poverty

- El Dorado County has relatively few residents living in poverty
 - Defined as income under \$19,350 for a family of four (2005)
- Poverty is linked to
 - Insufficient housing and nutrition, greater risk of chronic illness, injury, ↑ health costs



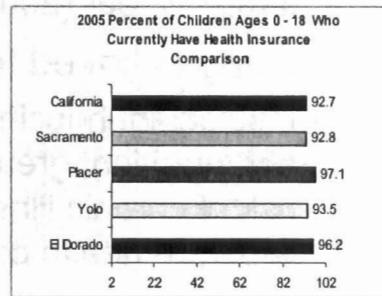
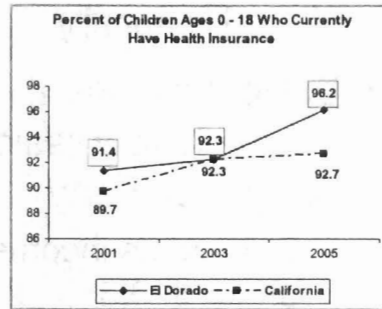
Access to Care

- Two main indicators
 - Insurance rate
 - Emergency visits for non-urgent care
- High insurance level
 - Linked to more timely and appropriate care
- High usage of ER for non-urgent services
 - Suggests inadequate access to primary care



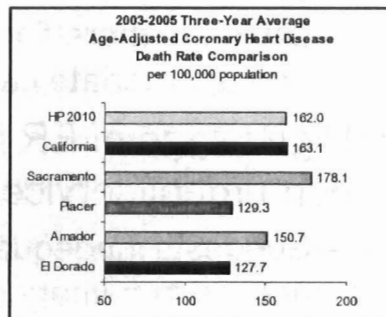
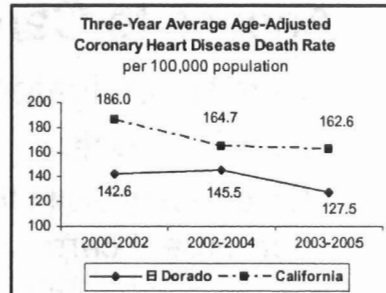
Health Insurance for Children

- A bright spot for El Dorado County
 - Fewer than 4 percent are uninsured here
 - 11 percent nationally
- Access to care links to
 - ↓ preventable illness
 - ↓ childhood disability
 - ↑ school performance
 - ↑ earning potential



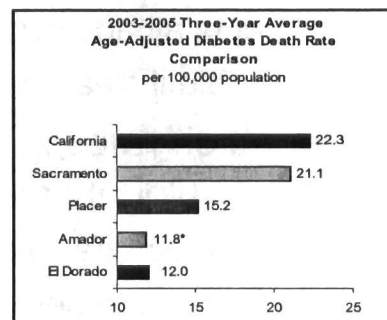
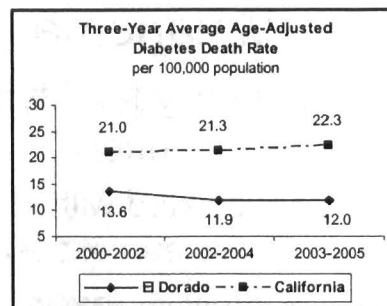
Coronary Heart Disease

- The leading cause of death – 1/3 of total
 - El Dorado rate is good and is getting better
 - Highly dependent on lifestyle: tobacco, diet, physical activity
 - Also depends on good primary care to control BP, lipids, diabetes




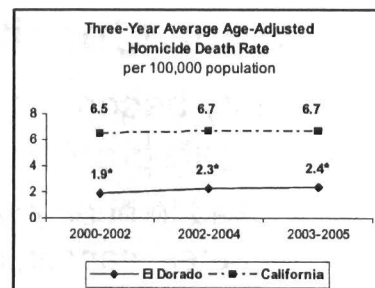
Diabetes

- Prevalence steadily climbing with obesity
 - 21 million Americans or 7% of population
 - One in three children born today can expect to become diabetic
- Diabetes mortality is low in El Dorado
 - 5th lowest in California
 - An indirect measure




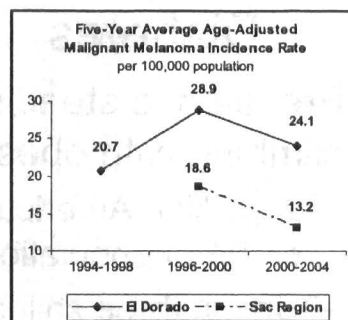
Homicide

- Relatively rare event in El Dorado County
 - 15th best in California
 - Half national rate and below the 2010 target
 - Still very high by international standards
- Strong association with substance abuse
 - 2/3 involve firearms



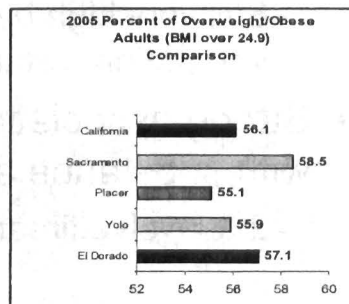
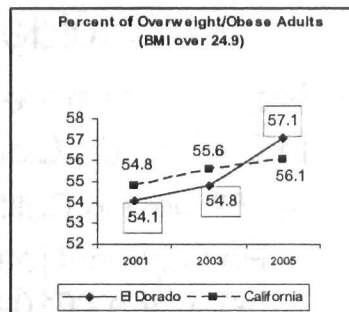
Melanoma

- Potentially fatal type of skin cancer
 - Associated with excess sun exposure
 - Rapidly increasing
 - Affects all age groups
 - Curable if treated early
- Very high rates in El Dorado County due to
 - ? Outdoor lifestyles
 - ? Fair skin types



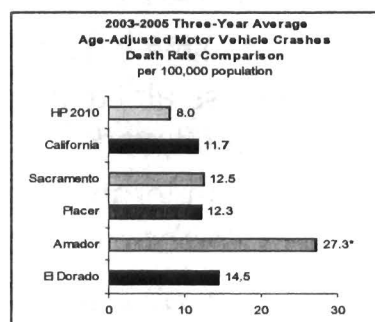
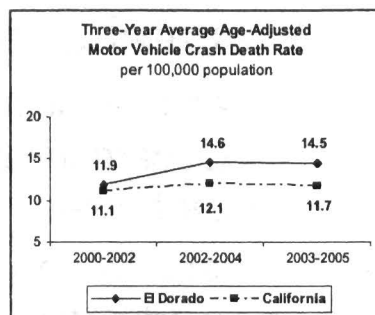
Adult Obesity

- Rapidly becoming our #1 health problem
 - Linked to heart disease, diabetes, cancer, stroke, arthritis and early death
- El Dorado rate now surpasses California
 - May be associated with a built environment that promotes automobile dependence, fast foods



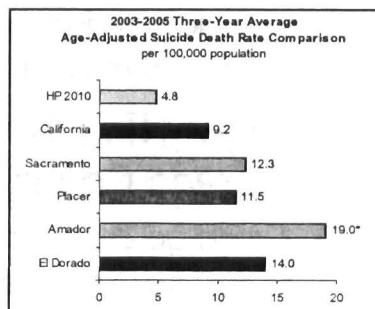
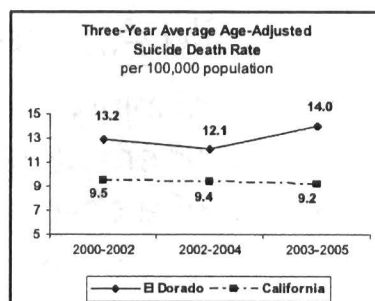
Motor Vehicle Crash Deaths

- The leading cause of years of life lost in El Dorado County under age 65 years
 - Especially common in young adults
 - Highest in rural areas
- Often preventable
 - Driver, vehicle and environmental factors



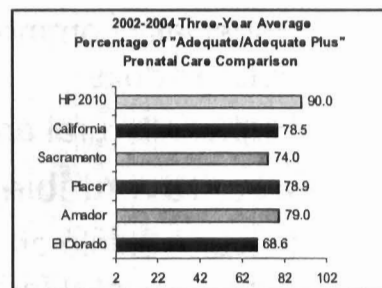
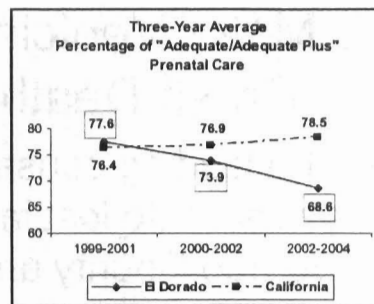
Suicide

- El Dorado's rate is higher than average
 - Linked to depression, social isolation, drug and alcohol abuse
 - Highest among white, middle-aged men
- Far more common here than homicide
 - Suicide rate is 6 times higher in El Dorado



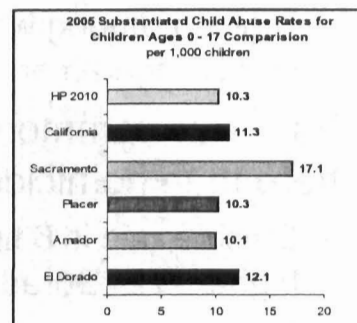
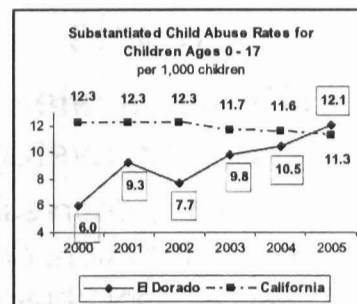
Prenatal Care

- Early and consistent prenatal care linked to healthier babies
- El Dorado County is doing worse recently
 - ? Access to providers
 - ? Less ability to take time off work
 - ? Demographics of motherhood changing
- Now in lowest quartile




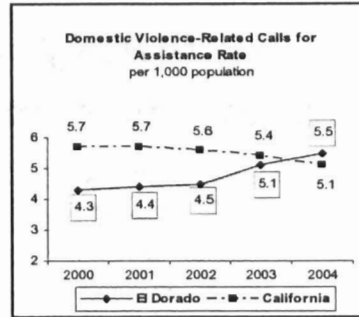
Child Abuse

- Physical injury, sexual abuse or emotional abuse of a child
 - Linked to crime, drug abuse, unemployment, violence and abuse of their own children
- Rapidly rising rates in El Dorado County
 - Could be due to better reporting, investigation



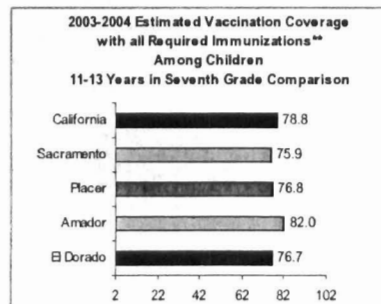

Domestic Violence

- A pattern of behavior aiming to control a domestic partner by fear and intimidation
 - Severe emotional and physical trauma
- Increasing steadily in El Dorado County
 - Always underreported
 - Changes may reflect improved reporting and investigation



Immunizations

- Vaccines now prevent many diseases that were killers of children
 - Required for school
 - Exemptions permitted
- El Dorado does poorly
 - 8th worst in state at kindergarten entry
 - More than enough susceptible children to sustain transmission



In Summary: How We Stack Up

• Target Indicators for 2010 ☆ ★ ☆

- | | |
|-----------------------------------|--------------------------|
| -- Physical activity ☆ | -- Environmental quality |
| -- Obesity/Overweight | Air quality ★ |
| Children ★ | Water quality ☆ |
| Adults ☆ | -- Immunization rates ☆ |
| -- Tobacco use (smoking) ☆ | -- Access to health care |
| -- Substance abuse (deaths) ☆ | Children's insurance ★ |
| -- Responsible sexual behavior | Emergency room usage ☆ |
| STDs, births to adolescents ★ | |
| -- Injury and violence | |
| Unintentional injuries ☆ | |
| Child abuse, domestic violence ☆ | |
| Suicide, firearm-related deaths ☆ | |
| Homicide ★ | |



Questions?



"Give it to me straight, Doc. How long do I have to ignore your advice?"