

February 12th, 2008

Presentation to the Board of Supervisors for the Environmental Vision Resolution

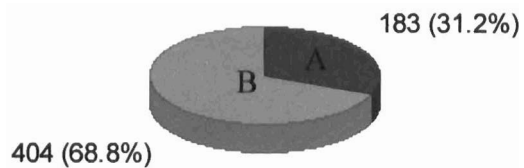
Youth Commission Environmental, Park, and Rec. Committee Survey Results

The Environmental, Park, and Recreation Committee submitted surveys to science classes at every major high school in El Dorado County, including Oak Ridge, Ponderosa, Union Mine, Golden Sierra, El Dorado, El Dorado Adventist, and South Tahoe High. We have calculated the results of surveys from Union Mine, El Dorado, El Dorado Adventist, and South Tahoe High and formulated these graphs to support the Environmental Vision Resolution.

Overview


Question 5: Do you feel El Dorado County has sufficient sidewalks?

A. Yes	183	31.18%
B. No	404	68.82%



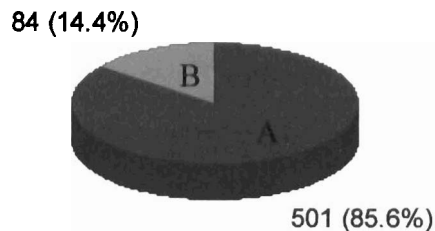
Question 6: How much of an impact do you feel cars and transportation have on the environment?

A. Huge impact	420	70.83%
B. Minor impact	150	25.30%
C. No impact	23	3.88%



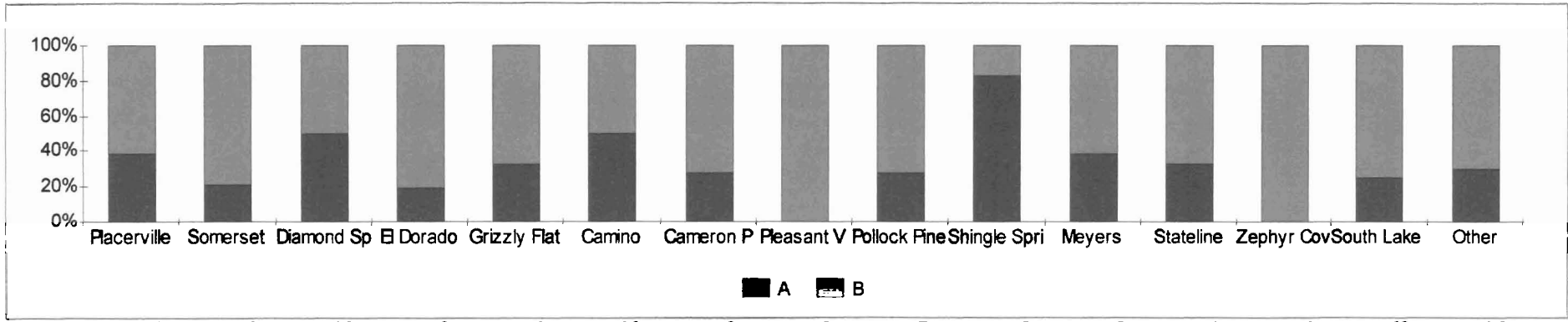
Question 7: Would you support local government policy encouraging environmentally-friendly building and transportation?

A. Yes	501	85.64%
B. No	84	14.36%



Question 5: Do you feel El Dorado County has sufficient sidewalks?

A. Yes B. No

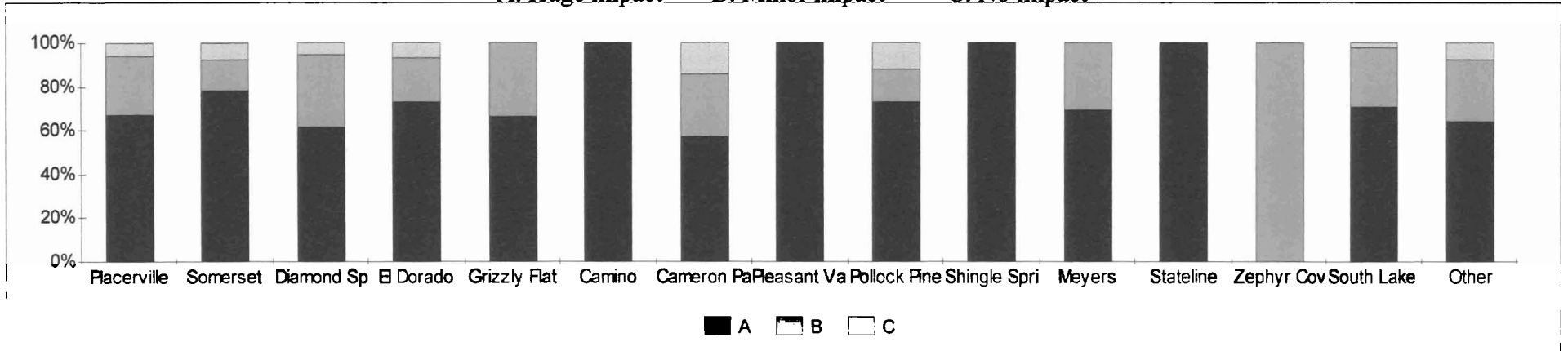


A	51	3	10	3	1	10	2	0	7	5	5	1	0	69	16															
B	80	11	10	12	2	10	5	4	18	1	8	2	2	202	37															
Totals:	A. 183 31.18%															B. 404 68.82%														

Therefore, according to the 587 responses to Question 5, around **69% of El Dorado County high school youth** believe that El Dorado County **does not** have sufficient sidewalks.

Question 6: How much of an impact do you feel cars and transportation have on the environment?

A. Huge impact B. Minor impact C. No impact

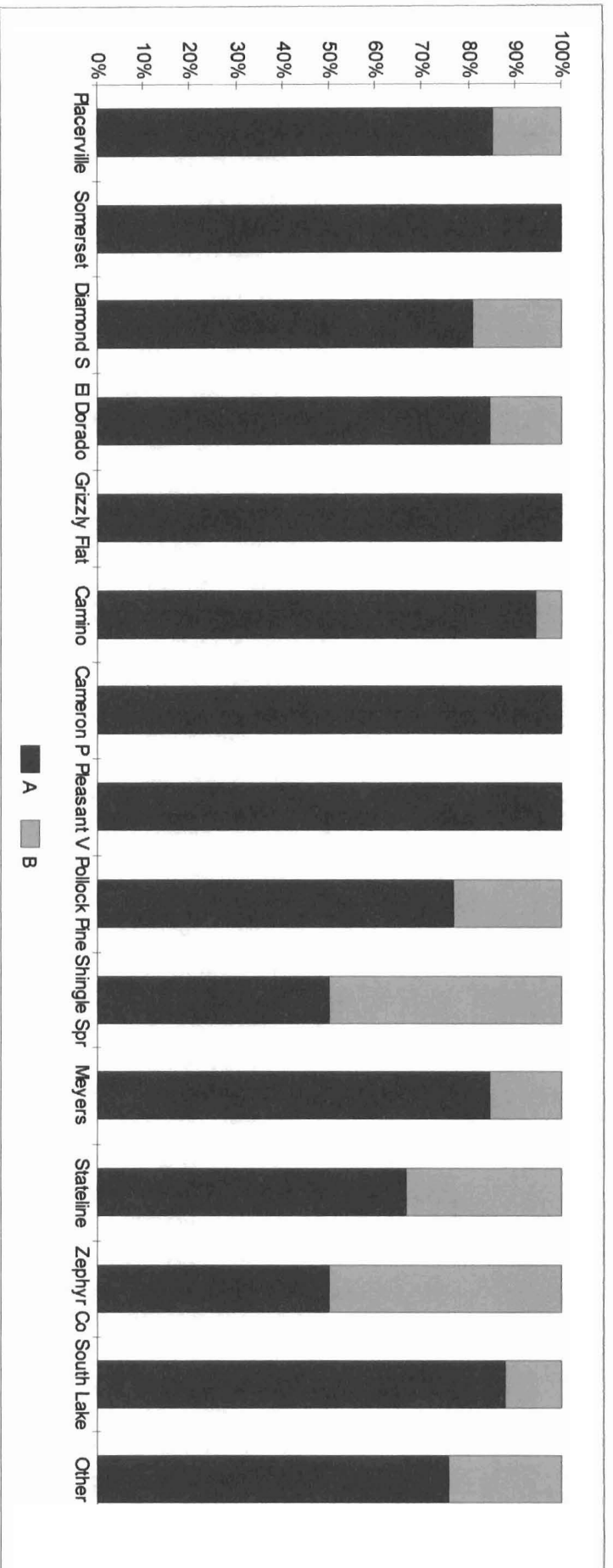


A	89	11	13	11	2	20	4	4	19	6	9	3	0	193	36																														
B	36	2	7	3	1	0	2	0	4	0	4	0	2	73	16																														
C	7	1	1	1	0	0	1	0	3	0	0	0	0	5	4																														
Totals:	A. 420 70.83%															B. 150 25.30%															C. 23 3.88%														

Therefore, according to the 593 responses to Question 6, around **71% of EDC high school youth** believe that cars and transportation have a **huge impact** on the environment. Furthermore, around **96% of EDC high school youth** recognize that cars and transportation effect the environment.

Question 7: Would you support local government policy encouraging environmentally-friendly building and transportation?

A. Yes B. No



Totals: A. 501 85.64% B. 84 14.36%

Therefore, according to the 585 responses to Question 7 around **8 % of EDC high school youth would support policy** directed toward environmentally-friendly building and transportation.