


Agricultural Crop & Livestock Report

2022

El Dorado & Alpine County



CROP & LIVESTOCK REPORT

TABLE OF CONTENTS

1. Table of Contents, Staff
2. Agricultural Commissioner's Letter
3. Agricultural Trends & Challenges
4. Resources
6. Fruit and Nut Crops
9. Livestock, Hay & Pasture
10. Apiary, Nursery
11. Christmas Trees, Timber & Timber By-Products
12. Agricultural Production Summary
13. Alpine County: Hay & Pasture, Cattle
14. Alpine County: Agricultural Production Summary
15. Agricultural Department Summary
16. Program Spotlight: Weights & Measures
17. Certified Farmers Markets

STAFF

AGRICULTURAL COMMISSIONER/ SEALER OF WEIGHTS AND MEASURES

Charlene Carveth (January - November)
LeeAnne Mila (Interim, December)

DEPUTY AGRICULTURAL COMMISSIONER/ SEALER OF WEIGHTS AND MEASURES

LeeAnne Mila

AGRICULTURAL BIOLOGISTS/ STANDARDS INSPECTORS

CJ Seado

Shae Thurber

Tom Williams

Brooke Croft

Nik Schram

Sam Kalinowski

AGRICULTURAL BIOLOGY TECHNICIANS

Terry Newkirk

Danee Post

Logan Nance

WILDLIFE SERVICES

John Chandler

Jody Nicholas

ADMINISTRATIVE STAFF

Myrna Tow

Helen Keith



El Dorado and Alpine Counties

Department of Agriculture, Weights and Measures

311 Fair Lane, Placerville, CA 95667

(530) 621-5520 Main

(530) 626-4756 Fax

Email: eldcag@edcgov.us

Karen Ross, Secretary

California Department of Food and Agriculture



Board of Supervisors

El Dorado County

John Hidahl
George Turnboo
Wendy Thomas
Lori Parlin
Brooke Laine

District 1
District 2
District 3
District 4
District 5

Alpine County

Charles Dobson
Ron Hames
Irvin Jim
Terry Woodrow
David Griffith

District 1
District 2
District 3
District 4
District 5

It is my pleasure to submit the 2022 Crop and Livestock Report for El Dorado & Alpine Counties. The report is produced in accordance with Section 2279 of the California Food and Agricultural Code and summarizes the acreage, production and gross values of the Counties' agricultural commodities.

The gross crop value for the County of El Dorado was \$48.8 million, representing a decrease of 39% from the 2021 values. This year, livestock was the leading crop at \$13.2 million representing a 4.8% increase from 2021. Timber was the second highest value crop at \$7.97 million, representing a 66% increase from 2021 as production began recovering after the 2021 Caldor Fire. Apples and wine grapes, the usual leaders for crop value, were decimated by a late freeze in April 2022, as were most of the fruit and nut crops including olives, walnuts, stone fruit, and berries. Apple values in 2022 were \$5.24 million representing an 83% decrease from 2021, and wine grape values were \$4.18 million, representing a 42% decrease from 2021.

Monetary values in this report are F.O.B. (Freight On Board) and do not reflect net returns or profits realized by the growers. It is estimated that the impact of agriculture to the County of El Dorado's economy totaled approximately \$565.8 million in 2022, of which, Apple Hill and value-added products contributed an estimated \$352.7 million while the wine industry added another \$251.8 million.

Alpine County's gross crop value for 2022 was estimated to be \$6.66 million. This represents an increase of 8.1% from the 2021 values.

I would like to express my sincere appreciation to the producers, agricultural business representatives and public agencies that provided information to produce this report. I would like to thank Helen Keith and the rest of the staff for their work in compiling the report.

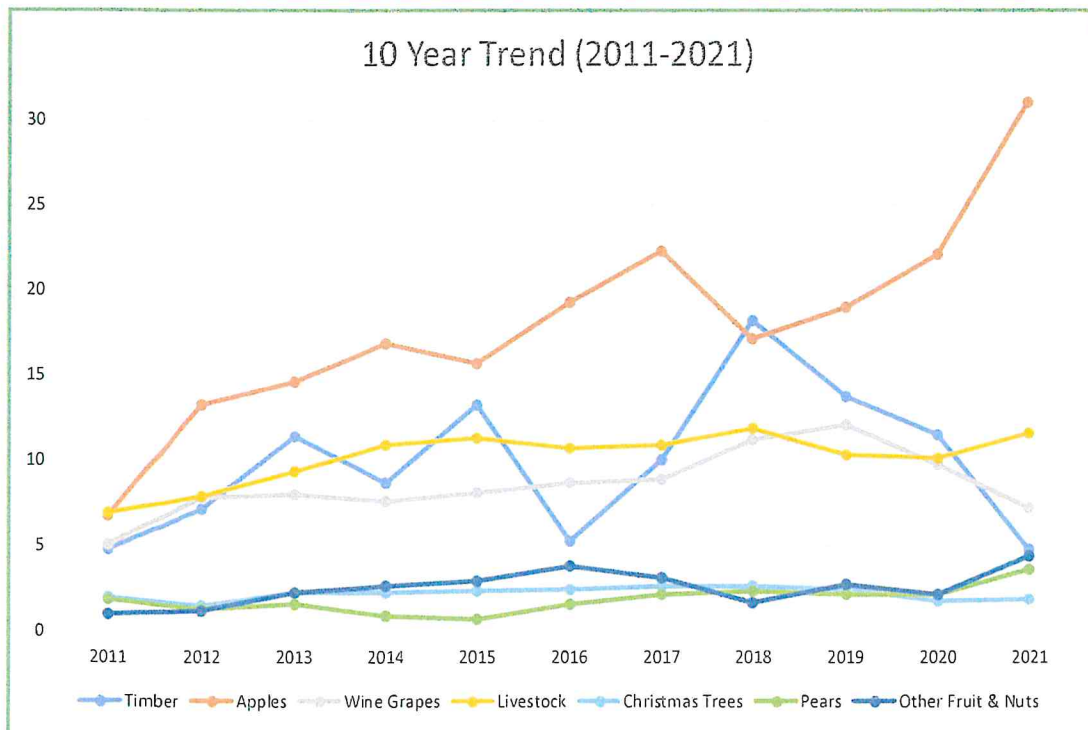
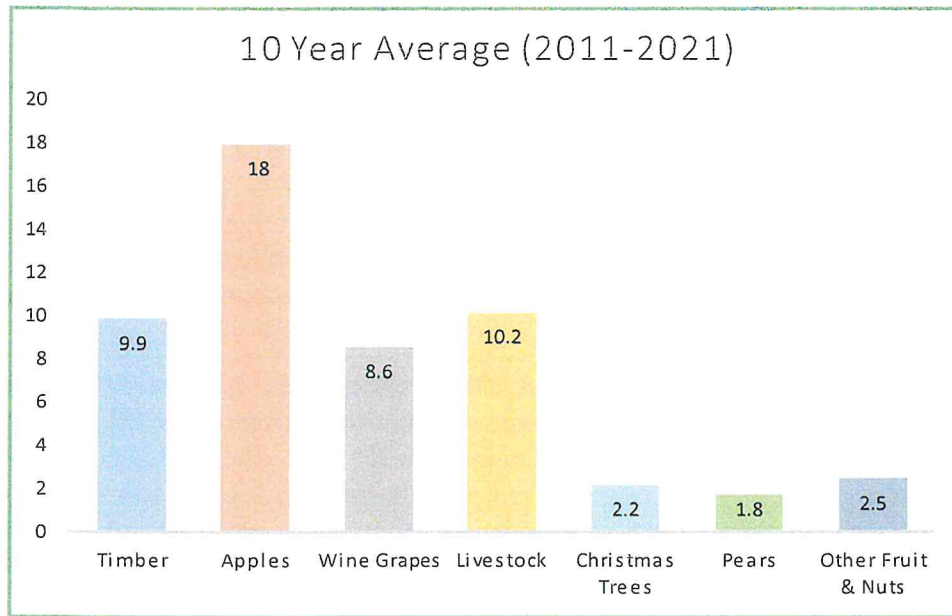
Respectfully submitted,

LeeAnne Mila
Agricultural Commissioner/
Sealer of Weights and Measures

Agricultural Trends & Challenges

Agricultural producers face many challenges in today's world including both natural disasters like droughts, floods, freezes and fires, and human forces such as land development, changing regulations, and market fluctuations. To help producers analyze the effects of these challenges and access resources to help face them, the Department of Agriculture, Weights, & Measures has prepared some information on agricultural trends within the County and a list of resources and organizations who can help (pg 4 & 5).

Below are two charts, prepared by Farm Bureau President Mike Ranalli, one that shows the 10 year average values for major crops in El Dorado County, and one that shows the overall trend for each crop over the same 10 year period. The charts show that apples are the highest value crop in El Dorado County, followed by livestock, timber, and wine grapes. However, the trends show that while apples and timber are high value, they are also more vulnerable to losses and prone to swings in value from year to year. Meanwhile crops such as livestock and Christmas trees may be lower value on average, but are more consistent year over year; wine grapes fall somewhere in the middle.



Resources

Financial Assistance

- ◆ Farm Service Agency (FSA) Emergency Farm Loans
 - ◇ FSA loans offer assistance to farmers who have suffered losses and are unable to obtain loans through traditional means. Interest rates are typically lower than traditional loans. These loans were made available for producers after the freeze in April, 2022.
 - ◇ Producers can contact the FSA at their Elk Grove branch at (916) 582-6650, ext 2 for more information.
- ◆ USDA Emergency (Livestock) Relief Program (ERP/ELRP)
 - ◇ The ERP and ERLP provide direct assistance to producers for losses from qualifying natural disasters resulting in significant losses of income. This program offered funding for natural disasters in 2020, 2021, & 2022. Contact the FSA at the number above for more information.
- ◆ California Department of Food & Agriculture (CDFA) Grant Programs
 - ◇ CDFA has grant programs available for various initiatives designed to help producers combat climate change, improve human and environmental health, and increase opportunities for underserved communities and small producers.
 - ◇ To view grant opportunities and apply, visit: cdfa.ca.gov/grants

County Level Programs

- ◆ Ranch Marketing
 - ◇ The Ranch Marketing and Winery Ordinance gives producers the right to rent out their facilities for special events as a way to supplement their income during years of heavy crop loss.
 - ◇ In 2023, the Agricultural Commissioner's Office and Planning Department, in partnership with the Board of Supervisors, has drafted and passed amendments to the Ranch Marketing and Winery Ordinance that seek to balance the needs of agricultural producers with those of their neighbors and community members so that ranch marketing will be protected for years to come.
- ◆ Williamson Act
 - ◇ Williamson Act Contracts protect agricultural lands from development by offering lower tax rates in exchange for keeping the lands used for agricultural purposes. This helps keep large parcels, particularly grazing lands, intact for future generations.
- ◆ Agricultural Access Pass (Ag Pass)
 - ◇ The Ag Pass program provides commercial producers the opportunity to access their livestock and crops during an active emergency like a wildfire, even when under an evacuation order.
 - ◇ Participants in the program receive training ahead of time on emergency procedures and wildfire safety. Then, when disaster strikes, they can gain access, conditions permitting, to care for or evacuate their livestock, or to perform essential agricultural tasks that may mitigate their losses.

Resources Continued

University of California Cooperative Extension (UCCE)

- ◆ Farm Advisors
 - ◇ The UCCE Central Sierra division has several farm advisors on staff who help producers by offering advice on topics such as plant diseases and diagnostics, invasive weed management, wildfire risk reduction, crop planting, and sustainable farming strategies.
 - ◇ To view the list of advisors and their contact information, visit: [cecentralsierra.ucanr.edu/About Us/Staff/Central Sierra Advisors/](http://cecentralsierra.ucanr.edu/About%20Us/Staff/Central_Sierra_Advisors/)

Local Organizations

- ◆ Farm Bureau: edcfb.com
- ◆ Apple Hill Growers: applehill.com
- ◆ El Dorado Wine Grape Growers Association: eldoradograpes.com
- ◆ El Dorado Winery Association: eldoradowines.org
- ◆ EDC Farm Trails Association: edc-farmtrails.org
- ◆ EDC Christmas Tree Growers: chooseandcut.com
- ◆ AES Cattlemen & Cattlewomen: calcattlemen.org & aescattlewomen.org
- ◆ El Dorado Ag in the Classroom: aginthe-class-edc.org
- ◆ El Dorado and Georgetown Divide Resource Conservation District: eldoradorcd.org
- ◆ EDC Fire Safe Council: edcfiresafe.org
- ◆ EDC Agricultural Water Quality Management Corporation: eldoradoagwater.org



FRUIT & NUT CROPS



APPLES

CROP	YEAR	ACREAGE	TOTAL PRODUCTION	UNIT	VALUE PER UNIT	TOTAL VALUE
Fresh	2022		715	Tons	\$1,512	\$1,081,080
	2021		5136	Tons	\$4,833	\$24,822,288
Juice/Cider	2022			Gallons		2,457,570
	2021			Gallons		\$2,318,462
Cannery/Apple Hill Products*	2022					\$1,705,495
	2021					\$3,865,721
Total Apples	2022	831				\$5,244,145
	2021	831				\$31,006,471

*Includes all "enhanced agricultural products" such as fruit/nut pies and jams

WINE GRAPES

CROP	YEAR	ACREAGE	PRODUCTION PER ACRE	TOTAL PRODUCTION	UNIT	VALUE PER UNIT**	TOTAL VALUE***
Bearing	2022	2,712	0.86	2,326	Tons	\$2,050	\$4,180,365
	2021	2,696	2.39	6,432	Tons	\$1,604	\$7,207,273
Non-bearing	2022	88	Total Grape Acreage 2022* = 2,800 acres				
	2021	92	Total Grape Acreage 2021* = 2,788 acres				

*2022 acreage numbers reflect actual responses by the agricultural community for the 2022 Wine Grape Survey

** Reflects the average price of all wine grape varieties

FRUIT & NUT CROPS (continued)

PEARS

CROP	YEAR	ACREAGE	PRODUCTION PER ACRE	TOTAL PRODUCTION	UNIT	VALUE PER UNIT	TOTAL VALUE
Bartlett/Bosc	2022	65	2.1	137	Tons	\$3,651	\$500,187
	2021	65	4.8	312	Tons	\$4,605	\$1,436,760
Asian	2022	40	2.6	104	Tons	\$3,797	\$394,888
	2021	40	9.8	392	Tons	\$5,580	\$2,187,360
TOTAL PEARS	2022	105					\$895,075
	2021	105					\$3,624,120

BERRIES

CROP	YEAR	ACREAGE	PRODUCTION PER ACRE	TOTAL PRODUCTION	UNIT	VALUE PER UNIT	TOTAL VALUE
Blueberries	2022	33	0.46	15	Tons	\$10,706	\$160,590
	2021	33	2.68	88	Tons	\$7,593	\$668,184
Other Berries*	2022	30	1.38	41	Tons	\$11,112	\$455,592
	2021	30	0.74	22	Tons	\$7,758	\$170,676
TOTAL	2022						\$616,182
	2021						\$838,860

*Includes blackberries, strawberries, raspberries, boysenberries, etc.



FRUIT & NUT CROPS (continued)



OTHER FRUIT & NUT CROPS

CROP	YEAR	ACREAGE	PRODUCTION PER ACRE	TOTAL PRODUCTION	UNIT	VALUE PER UNIT	TOTAL VALUE
Peaches	2022	110	2.29	252	Tons	\$4,236	\$1,067,472
	2021	110	4.67	514	Tons	\$5,480	\$2,816,720
Plums	2022	52	0.73	38	Tons	\$4,405	\$167,390
	2021	52	2.35	122	Tons	\$4,416	\$538,752
Olives	2022	102			Gallons		\$36,701
	2021	65			Gallons		\$101,672
TOTAL	2022						\$1,271,563
	2021						\$3,457,144

FRUIT & NUT CROP TOTALS

	YEAR	TOTAL VALUE
Fruit & Nut Crops*	2022	\$12,207,330
	2021	\$46,133,868
Minor & Misc. Crops**	2022	\$1,204,543
	2021	\$3,450,596
TOTAL	2022	\$13,411,873
	2021	\$49,584,464

*Fruit & Nut Crops include apples, wine grapes, pears, berries, peaches, plums, & olives.

** Minor & Miscellaneous Crops include truck gardens, nectarines, cherries, walnuts, citrus, chestnuts, pumpkins, tomatoes, persimmons, hemp, etc.





LIVESTOCK

LIVESTOCK	YEAR	NUMBER OF HEAD	TOTAL LIVE WEIGHT	UNIT	VALUE PER UNIT	TOTAL VALUE
Cattle	2022	6,315	66,308	cwt**	\$147.80	\$9,800,322
	2021	6,195	65,048	cwt**	\$144.50	\$9,399,364
Miscellaneous*	2022					\$3,379,436
	2021					\$3,174,539
TOTAL LIVESTOCK	2022					\$13,179,758
	2021					\$12,573,903

*Miscellaneous includes livestock such as goats, sheep, swine, poultry, alpacas, etc. As well as livestock products such as milk, cheese, eggs, fleece, etc.

** cwt = hundredweight = 100 pounds.

HAY & PASTURE

CROP	YEAR	ACRES	UNITS	VALUE PER UNIT	TOTAL VALUE
Hay	2022	225	236 Tons	\$293.00	\$69,221
	2021	225	243 Tons	\$207.00	\$50,301
Pasture, Irrigated	2022	1,581		\$230.00	\$363,630
	2021	1,581		\$195.00	\$308,295
Rangeland	2022	232,960		\$32.00	\$7,454,720
	2021	233,000		\$30.00	\$6,990,000
TOTAL	2022				\$7,887,571
	2021				\$7,348,596

APIARY PRODUCTS

	YEAR	UNITS	TOTAL VALUE
Apiary Products	2022	5,215 Colonies	\$2,096,495
	2021	5,210 Colonies	\$1,969,380

NURSERY PRODUCTS

	YEAR	ACREAGE	TOTAL VALUE
Nursery Products	2022	48	\$2,425,655
	2021	47	\$2,438,522





CHRISTMAS TREES

	YEAR	PRODUCTION	UNIT	UNIT VALUE	TOTAL VALUE
Choose and Cut	2022	18,824	Each	\$96	\$1,807,104
	2021	20,870	Each	\$88	\$1,836,560
Wholesale	2022	-	Each	-	-
	2021	580	Each	\$63	\$36,540
TOTAL CHRISTMAS TREES	2022				\$1,807,104
	2021				\$1,873,100

TIMBER HARVESTED & BY-PRODUCTS

	YEAR	PRODUCTION	UNIT	TOTAL VALUE
Private & Public Forest	2022	128,001	Million Board Feet	\$7,974,033
	2021	38,901	Million Board Feet	\$4,796,687
TOTAL TIMBER	2022			\$7,974,033
	2021			\$4,796,687

AGRICULTURAL PRODUCTION

SUMMARY

CROP	2022	2021
Livestock	\$13,179,758	\$11,649,299
Timber	\$7,974,033	\$4,796,687
Hay and Pasture	\$7,887,571	\$7,348,596
Apples	\$5,244,145	\$31,006,471
Wine Grapes	\$4,180,365	\$7,207,273
Nursery	\$2,425,655	\$2,438,522
Apiary	\$2,096,495	\$1,969,380
Christmas Trees	\$1,807,104	\$1,873,100
Other Fruit and Nut Crops	\$1,271,563	\$3,457,144
Minor and Miscellaneous Crops	\$1,204,543	\$3,450,596
Pears	\$895,075	\$3,624,120
Berries	\$616,182	\$838,860
AGRICULTURAL GROSS VALUE	\$48,782,490	\$79,660,048

ALPINE COUNTY

HAY & PASTURE

CROP	YEAR	ACRES	UNITS		VALUE PER UNIT	TOTAL VALUE
Hay	2022	320	1040	Tons	\$295.00	\$306,800
	2021	320	1030	Tons	\$212.00	\$218,360
Pasture, Irrigated	2022	3,000			\$232.00	\$696,000
	2021	2,900			\$206.00	\$597,400
Rangeland	2022	132,840			\$32.00	\$4,250,880
	2021	133,000			\$30.00	\$3,990,000
TOTAL	2022					\$5,253,680
	2021					\$4,805,760

CATTLE

	YEAR	# SOLD	TOTAL WEIGHT	UNIT	VALUE PER UNIT	TOTAL VALUE
Cattle	2022	847	9,741	cwt**	\$144.50	\$1,407,502
	2021	853	9,810	cwt**	\$138.00	\$1,353,780


** cwt = hundredweight = 100 pounds.



AGRICULTURAL PRODUCTION

SUMMARY

CROP	2022	2021
Hay & Pasture	\$5,253,680	\$4,805,760
Cattle	\$1,407,502	\$1,353,780
AGRICULTURAL GROSS VALUE	\$6,661,182	\$6,159,540



2022

AGRICULTURAL DEPARTMENT SUMMARY

In 2022, the El Dorado and Alpine County Agriculture and Weights & Measures Department:

- Placed **1,219** insect traps throughout the counties in both urban and rural areas and serviced them **6,482** times to detect and prevent the establishment of exotic and harmful pests (Pest Detection Program).
- Placed **422** Glassy-winged Sharpshooter (GWSS) traps throughout the county in rural, urban, and nursery settings, inspecting and servicing them **4,677** times (Pest Management Program).
- Inspected **247** nursery stock shipments entering the county from known GWSS infected areas (Pest Management Program).
- Conducted **100** inspections at **95** locations to prevent the introduction of detrimental pests that are not of common occurrence in California (Pest Exclusion Program).
- Provided management of wildlife that were depredating livestock, property and/or presenting a hazard to public health and safety (Wildlife Management Program).
- Coordinated invasive weed control, education and eradication among federal, state, county and private agencies in El Dorado and Alpine Counties. Participated as an integral partner in the El Dorado, Lake Tahoe Basin, and Alpine/Upper Carson Weed Management Area Groups (Pest Eradication Program).
- Conducted the Pesticide Monitoring Program to protect public health, property, the environment and agricultural workers in partnership with the California Department of Pesticide Regulation (Pesticide Use Monitoring Program).
- Issued **67** Certified Producer's Certificates for growers selling at Certified Farmer's Markets.
- Issued **12** Farmers Market Certificates
- Reviewed **32** Organic Registrations

PROGRAM SPOTLIGHT

WEIGHTS & MEASURES

What is Weights & Measures?

The Weights & Measures program ensures that all commercial weighing and measuring devices are reading accurately to make sure you get exactly how much you paid for.

- In 2022, our Department inspected and certified:
 - **602** weighing devices that include scales for: certified producers, grocery stores, individual farms, wineries, livestock operations, vehicles, and recycling centers.
 - **2,270** measuring devices that include: gasoline and diesel pumps, electric, gas, water, and sub-meters.
- The Department also responded to complaints and investigated violations of weights and measures policies as they occurred.

The El Dorado & Alpine County Department of Weights & Measures has been enforcing consumer protection regulations for decades and continues to do so year after year. Pictured below is a commercial scale that has been tested and sealed by our Department since the 1960s and is still in operation today.



EL DORADO COUNTY

2022

CERTIFIED FARMER'S MARKETS

South Lake Tahoe Certified Farmers' Market

American Legion Hall Parking Lot,
South Lake Tahoe
Tuesdays, June - October

Town Center Certified Farmers' Market

Town Center Boulevard closure,
El Dorado Hills
Sundays, May - October

Cameron Park Certified Farmers' Market

Burke's Junction Parking Lot, Cameron Park
Wednesdays, May - October

People's Mountain Market

Garden Valley Park, Garden Valley
Wednesdays, July - August
Saturdays, May - October

Placerville Community Farmers' Market

681 Main Street, Placerville
Sundays, May - October

Barn Bargains Market

3782 Winding Creek Ln, Garden Valley
Sundays, Year round

Placerville Certified Farmers' Market

Placerville Drive Cinema Lot, Placerville
Saturdays, May - October

Marshall Hospital Farmer's Market

1000 Marshall Way, Placerville
Fridays, June - September

Main Street Farmers' Market

Bell tower, Main Street, Placerville
Wednesdays, June - October

Ski Run Farmers' Market

Ski Run Boulevard, South Lake Tahoe
Fridays, June - August

El Dorado County Fair Association

100 Placerville Drive, Placerville
Tuesdays, June - August

Meyer's Mountain Market

1101 E San Bernadino Avenue, South Lake Tahoe
Wednesdays, June - September

