



RESOLUTION NO.

OF THE BOARD OF SUPERVISORS OF THE COUNTY OF EL DORADO

WHEREAS, AB 1600 was passed and codified in California Government Code Section 66000 (“Mitigation Fee Act”) allowing the establishment of a development impact fee as a condition of approval where the purpose and use of the fee are identified and a reasonable relationship to the development project can be demonstrated; and

WHEREAS, the County of El Dorado has adopted Ordinance No. 3991, codified in Chapter 13, Section 20 of the El Dorado County Code authorizing the imposition of fire district improvement fees on new development within the unincorporated area of the County in order to fund capital facilities improvements and equipment acquisition for the provision of fire protection services necessitated by new development within a community services district, a fire district or other public entity authorized by law to provide fire protection services; and

WHEREAS, the County of El Dorado, at the request of the Rescue Fire Protection District (“District”), has established fees within the District’s boundaries; and

WHEREAS, the Mitigation Fee Act requires a local agency that has adopted fees in accordance with the Act to make certain findings with respect to the unexpended portion of the account or fund, whether committed or uncommitted, for the fifth fiscal year following the first deposit into the account or fund and every five years thereafter (Cal. Gov. Code 66001(d)); and

WHEREAS, District has prepared and provided the attached report, labeled “Exhibit A”, hereinafter referred to as “Report”, which District has determined provides the required information to support the findings required by the Mitigation Fee Act (Cal. Gov. Code 66001(d)).

WHEREAS, the first deposit of fee revenue into the District account was made in Fiscal Year 1985-86, and these findings pertain to Fiscal Year 2015-16.

NOW, THEREFORE, BE IT RESOLVED that the Board of Supervisors hereby accepts the Report provided by District and incorporates it by reference herein, and finds that the Report provides sufficient information with regard to the unexpended balance in its Development Impact Mitigation fund or account to support the following findings as required by the Mitigation Fee Act:

- A. The adoption of this resolution is not a “project” for the purposes of the California Environmental Quality Act, because the resolution relates to a financial reporting requirement, and does not authorize or commit the County to a particular project, and is exempt as an ongoing administrative activity or funding activity (Guidelines 15378(b)(2) and (b)(4) or is otherwise exempt under the golden rule.
- B. The purpose to which the fee is to be put has been adequately identified by the District. The purpose of the fee is to fund the cost of expanded fire facilities, apparatus, and equipment necessary to mitigate the impacts of new development, including the cost of administration of the fee revenue. Such uses are functionally equivalent to the use(s) identified at the time the fee was established;
- C. As reflected in the Report, a reasonable relationship exists between the fee and the purpose for which it is charged. New development in the District places additional demand on fire and emergency response services, necessitating additional facilities, equipment, and apparatus, as well as more frequent

replacement of such facilities, equipment, and apparatus in order to maintain the current level of service;

- D. As of the end of FY 2015-2016, the impact fee account (fund 44-660-300) held \$245,000.00. The additional sources of funding anticipated to complete financing in incomplete improvements include ad valorem property taxes, parcel fees, and benefit assessments, the amounts of which are listed in the Report;
- E. As reflected in the Five-Year Capital Improvement Plan on page 13 of the Fire Impact Fee Nexus Study included in the Report, the approximate dates on which the funding necessary to fund incomplete projects will be deposited into the appropriate account or fund have been identified.

PASSED AND ADOPTED by the Board of Supervisors of the County of El Dorado at a regular meeting of said Board, held the ____ day of _____, 20__, by the following vote of said Board:

Attest:	Ayes:
James S. Mitrisin	Noes:
Clerk of the Board of Supervisors	Absent:

By: _____	_____
Deputy Clerk	Chair, Board of Supervisors

EXHIBIT "A"

Rescue Fire Protection District

5221 Deer Valley Road
P.O. Box 201
Rescue, CA 95672
(530) 677-1868
FAX (530) 677-9609

RESOLUTION #2016-07

RESOLUTION OF THE BOARD OF DIRECTORS OF THE RESCUE FIRE PROTECTION DISTRICT TO MAKE CERTAIN FINDINGS PURSUANT TO CALIFORNIA GOVERNMENT CODE SECTION 66001(d)(1)

WHEREAS, the Rescue Fire Protection District ("District") required to make certain findings with respect to the unexpected fund balance of certain development fee funds pursuant to California Government Code Section 66001, and

WHEREAS, the information to make the required findings can be found in the Annual Financial Reports, the Five-Year Financial & Capital Improvement Plans, and the 2015 Nexus Study Plan, and

WHEREAS, these findings need to be made in conjunction with the public information required by Code Section 66001,

NOW, THEREFORE BE IT RESOLVED by District Board as follows:

1. That the above recitations are true and correct
2. That the following findings are made as required under the California Mitigation Fee Act
 - a) That the purpose to which the fees are to be use has been identified
 - b) That a reasonable relationship has been demonstrated between the fee and the purpose for which it has been charged.
 - c) That all sources and amounts of funding anticipated to competed financing on incomplete improvements have been identified.
 - d) That the approximate dates of on which the funding referred to above is expected to be deposited into the appropriate fund has been designated.


Rescue Fire Protection District

5221 Deer Valley Road
P.O. Box 201
Rescue, CA 95672
(530) 677-1868
FAX (530) 677-9609

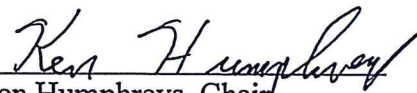
Passed and Adopted by the Board of Directors of the Rescue Fire Protection District at a regular meeting of said Board, held on November 9, 2016 by the following:

BOARD MEMBER – K. Humphreys	<input checked="" type="checkbox"/> AYE () NAY () ABSENT
BOARD MEMBER – A. Walker	<input checked="" type="checkbox"/> AYE () NAY () ABSENT
BOARD MEMBER – J. Butler	<input checked="" type="checkbox"/> AYE () NAY <input checked="" type="checkbox"/> ABSENT
BOARD MEMBER – S. Thorne	<input checked="" type="checkbox"/> AYE () NAY () ABSENT
BOARD MEMBER – M. Koht	<input checked="" type="checkbox"/> AYE () NAY () ABSENT


ATTEST:



Jodi Martin, Clerk of the Board
Rescue Fire Protection District



Ken Humphreys, Chair
Rescue Fire Protection District



RESCUE FIRE PROTECTION DISTRICT

FIRE IMPACT FEE NEXUS STUDY

AUGUST 2015
FINAL REPORT

PREPARED FOR:

**BOARD OF DIRECTORS
RESCUE FIRE PROTECTION DISTRICT**

PREPARED BY:

SCIConsultingGroup
4745 MANGLES BOULEVARD
FAIRFIELD, CA 94534
PHONE 707.430.4300
FAX 707.430.4319
www.sci-cg.com

(This page intentionally left blank)

RESCUE FIRE PROTECTION DISTRICT

BOARD OF DIRECTORS

CJ Smith, Chair
Ken Humphreys, Vice Chair
Scott Thorne, Board Member
Jason Butler, Board Member
Anne Walker, Board Member

DEPUTY FIRE CHIEF

Thomas Keating

DISTRICT CONSULTANT

Blair Aas, Director of Planning Services
SCI Consulting Group

ACKNOWLEDGEMENTS

This Fire Impact Fee Nexus Study was prepared by SCI Consulting Group ("SCI") under contract with the Rescue Fire Protection District ("District"). The work was accomplished under the general direction of Thomas Keating, Fire Chief of the District.

We would like to acknowledge special efforts made by the following individuals and organizations to this project:

Jodi Martin, Rescue Fire Protection District
Kelly Webb, County of El Dorado
Michael J. Ciccozzi, County of El Dorado
Roger Trout, County of El Dorado
El Dorado County Auditor's Office
El Dorado County Assessor's Office

TABLE OF CONTENTS

EXECUTIVE SUMMARY	1
INTRODUCTION.....	1
SUMMARY OF GENERAL FINDINGS.....	2
SUMMARY OF GENERAL RECOMMENDATIONS.....	3
DETERMINATION OF EXISTING DEVELOPMENT	4
SERVICE POPULATION AND STRUCTURAL AREA.....	4
FIRE FACILITIES DEMAND FACTOR	4
EXISTING FIRE FACILITIES DEMAND EDUs	7
DETERMINATION OF EXISTING FIRE PROTECTION FACILITIES	8
DETERMINATION OF THE FIRE IMPACT FEE	9
FIRE FACILITIES STANDARD	9
RESIDENTIAL FIRE IMPACT FEES	9
NONRESIDENTIAL FIRE IMPACT FEES.....	11
PROJECTED FIRE IMPACT FEE REVENUE	12
FIVE-YEAR CAPITAL IMPROVEMENT PLAN	13
NEXUS FINDINGS	14
FEE PROGRAM ADOPTION REQUIREMENTS	16
FEE PROGRAM ADMINISTRATION REQUIREMENTS.....	18
ACCOUNTING REQUIREMENTS	18
ANNUAL REPORTING REQUIREMENTS.....	18
FIVE-YEAR REPORTING REQUIREMENTS.....	19
ANNUAL INFLATIONARY ADJUSTMENT	19
IMPROVEMENTS IN-LIEU OF FEES.....	19
APPENDICES	20
APPENDIX A – FIRE SYSTEM INVENTORY AND REPLACEMENT COST ESTIMATES	21
APPENDIX B – COMPARISON OF CURRENT AND PROPOSED FIRE IMPACT FEES.....	22

LIST OF FIGURES

FIGURE 1 – SUMMARY OF PROPOSED FIRE IMPACT FEES	3
FIGURE 2 – FIRE FACILITIES DEMAND FACTOR	6
FIGURE 3 – EXISTING DEMAND EDUs.....	7
FIGURE 4 – REPLACEMENT VALUE OF EXISTING FIRE SYSTEM	8
FIGURE 5 – FIRE FACILITIES STANDARD	9
FIGURE 6 – PROPOSED RESIDENTIAL FIRE IMPACT FEES.....	10
FIGURE 7 – PROPOSED NONRESIDENTIAL FIRE IMPACT FEES	11
FIGURE 8 – PROJECTED FIRE IMPACT FEE REVENUE	12
FIGURE 9 – FIVE-YEAR CAPITAL IMPROVEMENT PLAN	13
FIGURE 10 – EXISTING LAND AND BUILDING INVENTORY	21
FIGURE 11 – EXISTING APPARATUS AND EQUIPMENT INVENTORY.....	21
FIGURE 12 - COMPARISON OF CURRENT AND PROPOSED FIRE IMPACT FEES	22

EXECUTIVE SUMMARY

INTRODUCTION

The Rescue Fire Protection District ("District") provides fire protection services to the unincorporated communities of Rescue, Kanaka Valley, Gold Hill, Rescue, Luneman, Jergens, Arrowbee and Starbuck Road of El Dorado County ("County"). The District's services include fire prevention and suppression; rescue, emergency medical response and hazardous materials response.

This Fire Impact Fee Nexus Study ("Nexus Study") was prepared pursuant to the "Mitigation Fee Act" as found in Government Code § 66000 et seq. The purpose of this Nexus Study is to establish the legal and policy basis for the collection of new fire impact fees ("fees" or "fire impact fees") on new residential and nonresidential development within the District. As growth occurs, fire impact fee revenue will be used to expand the District's fire protection facilities, apparatus and equipment in order to maintain its existing level of service. Currently, the County imposes a fire impact fee on all new development within the District in the amount of \$1.01 per square foot.

In order to impose such fees, this Nexus Study will demonstrate that a reasonable relationship or "nexus" exists between new development that occurs within the District and the need for fire protection facilities, apparatus and equipment as a result of new development. More specifically, this Nexus Study will present findings in order to meet the procedural requirements of the Mitigation Fee Act, also known as AB 1600, which are as follows:

1. Identify the purpose of the fee.
2. Identify the use to which the fee is to be put.
3. Determine how there is a reasonable relationship between the fee's use and the type of development project on which the fee is imposed ("benefit relationship").
4. Determine how there is a reasonable relationship between the need for the fire facilities and the type of development project on which the fee is imposed ("impact relationship").
5. Determine how there is a reasonable relationship between the amount of the fee and the cost of the facilities or portion of the facilities attributable to the development on which the fee is imposed ("proportional relationship").

To determine the District's fire impact fees consistent with these procedural requirements, this Nexus Study utilizes an existing facility standard methodology. Under this method, the District's ratio existing fire protection facilities, apparatus and equipment to existing development establishes the standard for determining new development's fair share of the cost to expand the District's fire system as growth occurs. Existing development is determined based on the assumption that 50 percent of the need and demand for fire service (and associated facilities, apparatus and equipment) is related to the persons (residents or employees) and the other 50 percent of the need is related to the structural area (i.e. living area or nonresidential building area) in which they live or work. The value of the District's existing fire system is determined using the replacement value of the District's existing inventory of fire protection facilities, apparatus and equipment. These costs are then applied to eight land use categories in proportion to the need they create for fire protection and emergency response services.

SUMMARY OF GENERAL FINDINGS

The following general findings from the Nexus Study are presented:

1. The County of El Dorado ("County"), on behalf of the District, currently imposes a "fire impact fees" in the amount of \$1.01 per building square foot.
2. Fire impact fees are necessary to ensure that the District can adequately expand its fire protection facilities, apparatus and equipment needed for the resident and employee growth and new structural area created by new development.
3. A reasonable relationship or "nexus" exists between new development in the District and the need for additional fire protection facilities, apparatus and equipment as a result of new development.
4. The proposed fire impact fee is consistent with the policies of the El Dorado County General Plan.

SUMMARY OF GENERAL RECOMMENDATIONS

Based on the findings presented in the Nexus Study, the following general recommendations are presented:

1. The District should establish updated fire impact fees to fairly allocate the costs of providing fire protection facilities, apparatus and equipment to new development. The following fire impact fees for the District are proposed:

FIGURE 1 – SUMMARY OF PROPOSED FIRE IMPACT FEES

Land Use	Proposed Fire Impact Fees
	Per Living Area Sq. Ft.
Residential Development	
Single Family Housing	\$1.26
Multi-Family Housing	\$2.26
Mobile Home	\$1.89
	Per Building Sq. Ft.
Nonresidential Development	
Retail / Commercial	\$1.96
Office	\$2.44
Industrial	\$1.82
Agriculture	\$0.80
Warehouse / Distribution	\$1.27

2. The District's new fire impact fees should be adopted and implemented in accordance with the applicable provisions of the Mitigation Fee Act (Government Code § 66000 et al.).
3. Since only Cities and Counties have authority to impose fees as a condition of project approval, the District's proposed fire impact fees must be adopted by the El Dorado County Board of Supervisors on behalf of the District.
4. The District's fire impact fee program should be administered in accordance with Government Code § 66006 and other applicable provisions of the Mitigation Fee Act and El Dorado County Code Chapter 13.20.
5. The cost estimates presented in this Nexus Study are in 2015 dollars. The ordinance and/or resolution establishing the new fire impact fees should include a provision for annual inflationary adjustments based on a District review of an appropriate construction cost index.

DETERMINATION OF EXISTING DEVELOPMENT

The District serves both residences and businesses throughout their service area. As such, the demand for the District's fire protection services and associated fire protection facilities, apparatus and equipment is measured by its service population and the structures it protects. This section will first determine the service population and structural area within the District. This data will be used to establish a fire facilities demand factor for the various residential and nonresidential land uses within the District, which in turn will be used to determine existing development's total fire facilities demand.

SERVICE POPULATION AND STRUCTURAL AREA

As mentioned, the District provides fire protection and emergency response services to unincorporated communities of Rescue, Kanaka Valley, Gold Hill, Rescue, Luneman, Jergens, Arrowbee and Starbuck Road. The District currently serves an estimated resident population of 5,660. The District's resident population estimate was determined based on figures from the 2010 U.S. Census for the District's service area and El Dorado County Assessor's data as of February 2015.

The District also protects approximately 2,389 occupied and vacant housing units and approximately 58,874 square feet of nonresidential building area. Estimated total housing units and nonresidential building area are based on figures the El Dorado County Assessor as of February 2015.

FIRE FACILITIES DEMAND FACTOR

To determine the relative demand for fire facilities for various land uses, this Nexus Study relies on equivalent dwelling unit ("EDU") factors to compare fire facilities demand across various residential and nonresidential land uses. For purposes of this Nexus Study, it is assumed that 50 percent of the demand for fire protection and emergency response services is related to the persons (residents or employees) and the other 50 percent of the need is to protect the structural area (living area or nonresidential building area) in which the persons live or work. The equivalent dwelling unit ("EDU") is also used to convert the nonresidential building area to a residential dwelling unit value. This approach allows for the cost of fire protection facilities, apparatus and equipment to be fairly apportioned among residential and nonresidential land uses.

Figure 2 on the following page shows the calculation of the fire facilities demand factor for eight land use categories. The residential land use categories are expressed per square foot of living and the nonresidential land use categories are expressed per square foot of building area. By this measure, for example, one single-family home creates the demand for the District's fire facilities, apparatus and equipment equal to 645 square feet of retail commercial building area.

FIGURE 2 – FIRE FACILITIES DEMAND FACTOR

Land Use Category	Residents Per Dwelling Unit / Employees per 1,000 Sq. Ft. ¹			Structural Area per Unit (sq. ft.) ²		Fire Facilities Demand Factor	
	Calc	a	b = a / 2.92	c = b * 50%	d	e = d / 2,415	f = e * 50%
Single-Family Housing		2.92	1.00	0.50	2,415	1.00	0.50
Multi-Family Housing		2.41	0.83	0.41	770	0.32	0.16
Mobile Home		1.94	0.66	0.33	800	0.33	0.17
Residential Ave.		2.91	1.00	0.50	2,305	0.95	0.48
Retail / Commercial		2.56	0.88	0.44	1,000	0.41	0.21
Office		3.47	1.19	0.59	1,000	0.41	0.21
Industrial		2.28	0.78	0.39	1,000	0.41	0.21
Agriculture		0.33	0.11	0.06	1,000	0.41	0.21
Warehouse / Distribution		1.23	0.42	0.21	1,000	0.41	0.21
Nonresidential Ave.		2.67	0.91	0.46	1,000	0.41	0.21
							g = c + f
							1.00
							0.57
							0.50
							0.98
							0.65
							0.80
							0.60
							0.26
							0.42
							0.66

Notes:

¹ Residents per single-family home is based on census data from the 2010 U.S. Census for the District's service area. Due to an inadequate sample size, residents per multi-housing unit and mobile home are based on the County-wide average. All nonresidential density figures (except Agriculture) are from 2001 "Employment Density Study" prepared by The Natelson Company, Inc. for the Southern California Association of Governments expressed in terms of the number of employees per 1,000 square feet of building area. The density figure for Agriculture is from the 2004 "Employment Density in the Puget Sound Region" report prepared by E.K. Pflum for the University of Washington.

² Structural area per unit is based on El Dorado County Assessor's data as of February 2015. Single-family housing is the average for the District. However, due to a inadequate sample size, averages for multi-family and mobile homes are based on the County-wide average. Nonresidential density is based on a "per 1,000 square feet of building area" basis.

EXISTING FIRE FACILITIES DEMAND EDUs

Figure 3 below calculates the District's existing demand EDUs based on the total number of dwelling units and estimated nonresidential building area within the District. As shown, total existing demand EDUs for the District is 2,347. Existing demand EDUs represents the level of existing development served by the District's existing facilities.

FIGURE 3 – EXISTING DEMAND EDUs

Land Use	Dwelling Units / Nonresidential Building Area 1,000 Sq. Ft. Units ¹		Fire Facilities Demand Factor	Total Demand EDUs
	Calc	a	b	
Single Family Housing		2,227	1.00	2,227
Multi-Family Housing		4	0.57	2
Mobile Home		158	0.50	79
Nonresidential		59	0.66	39
Existing Development		2,448		2,347

Source: El Dorado County Assessor's Office; SCI Consulting Group

Notes:

¹ Dwelling units and nonresidential building area (expressed in 1,000 sq. ft. units are from El Dorado County Assessor's data as of February 2015.

DETERMINATION OF EXISTING FIRE PROTECTION FACILITIES

The next step in determining the District's existing fire facilities standard is to calculate the replacement value of the District's fire system which includes fire protection facilities, apparatus, vehicles and equipment. Figure 4 below presents a summary of replacement cost (in 2015 dollars) for the District's existing fire facilities (land and fire stations), apparatus (engines and special vehicles) and equipment. The detailed inventory and estimated replacement value for each is provided in Appendix A.

The estimated replacement value of the District's inventory is based on unit cost assumptions provided by the District. Estimated land value was based on market research conducted by SCI Consulting Group assessed land value for sales within 2014. Fire station replacement value is based on construction cost estimates from the Engineering News Record Square Foot Costbook, 2013 Edition for fire station construction in the greater Sacramento Area and adjusted by 7.8% for inflation.

As shown below, the estimated value of the District's existing fire protection facilities, apparatus and equipment is approximately \$6.9 million.

FIGURE 4 – REPLACEMENT VALUE OF EXISTING FIRE SYSTEM

Fee Components	Total Replacement Value (2015 \$s)
Land	\$51,600
Building	\$4,294,600
Apparatus / Vehicles	\$2,160,000
Equipment	\$370,000
Total Fire System Facilities	\$6,876,200

Source: Rescue Fire Protection District

DETERMINATION OF THE FIRE IMPACT FEE

The Mitigation Fee Act requires that development impact fees be determined in a way that ensures a reasonable relationship between the need for fire protection facilities, apparatus and equipment and the type of development project on which the fee is imposed. In this section, the District's existing fire facilities standard is determined and then applied to eight land uses categories in proportion to the demand they create as measured by their fire facilities demand factor.

FIRE FACILITIES STANDARD

The District's ratio of existing fire facilities, apparatus and equipment to existing development establishes the standard for determining new development's fair share of the cost to expand the District's fire facilities as growth occurs. As shown in Figure 5 below, this standard is represented by the existing fire system facilities cost of \$2,929.78 per demand EDU.

FIGURE 5 – FIRE FACILITIES STANDARD

Existing Fire System Facilities ¹	\$6,876,200
Existing Demand EDUs ²	2,347
Existing Fire Facility Cost Per EDU	\$2,929.78

Notes:

¹ See Figure 4.

² See Figure 3.

RESIDENTIAL FIRE IMPACT FEES

Since residential land uses have varying dwelling unit occupancies and living area sizes, the residential fire impact fees are expressed on a per square footage basis for the following three residential land use categories.

- **"Single-family housing"** means detached or attached one-family dwelling units;
- **"Multi-family housing"** means buildings or structures designed for two or more families for living or sleeping purposes and having kitchen and bath facilities for each family, including condominiums and cluster developments; and
- **"Mobile home"** means a development area for residential occupancy in vehicles which require a permit to be moved on a highway, other than a motor vehicle designed or used for human habitation and for being drawn by another vehicle.

Figure 6 below presents the calculation of the proposed residential fire impact fees. As shown, the cost per unit is determined by multiplying the fire facility standard by their respective fire facilities demand factor. The cost per unit is then divided by the average structural area (living area) per unit to determine the fee per square foot. The fee program administrative cost component is designed to offset the cost of County and District collection, documentation, annual reporting requirements, five-year report requirements, periodic Nexus Study updates and other associated costs.

FIGURE 6 – PROPOSED RESIDENTIAL FIRE IMPACT FEES

Residential Land Use	Facilities Demand EDU Factor	Existing Facility Standard ¹	Cost per Unit	Admin. Expense 4%	Average Living Area per Sq. Ft.	Proposed Residential Fees ²
Calc	a	b	c = a * b	d = c * 0.04	e	f = (c + d) / e
			----- per dwelling unit -----			-- per sq. ft. --
Single Family Housing	1.00	\$2,929.78	\$2,929.78	\$117.19	2,415	\$1.26
Multi-Family Housing	0.57	\$2,929.78	\$1,676.10	\$67.04	770	\$2.26
Mobile Home	0.50	\$2,929.78	\$1,458.51	\$58.34	800	\$1.89

Notes:

¹ The existing facility standard is the total replacement cost per demand EDU. See Figure 5.

² Proposed residential fire impact fees are rounded down to the nearest dollar.

NONRESIDENTIAL FIRE IMPACT FEES

As stated earlier, the Mitigation Fee Act requires that development impact fees be determined in a way that ensures a reasonable relationship between the fee and the type of development on which the fee is imposed. Since different nonresidential land uses have varying employment densities, the nonresidential fire impact fee is expressed per square foot of building area based on their respective facilities demand EDU factor for five nonresidential land use categories.

The five nonresidential land use categories are as follows:

- **"Retail / Commercial"** means retail, commercial, educational and hotel/motel construction;
- **"Office"** means general, professional and medical office construction;
- **"Industrial"** means manufacturing construction;
- **"Agriculture"** means construction of barns other agricultural structures; and
- **"Warehouse / Distribution"** means construction of buildings primarily devoted to the storage and / or distribution of materials.

Figure 7 below presents the calculation of the nonresidential fire impact fees. As shown, the fees for the five nonresidential land uses are determined by multiplying the fire facilities standard by their respective fire facilities demand factor plus an additional 4 percent for administration of the fire impact fee program.

FIGURE 7 – PROPOSED NONRESIDENTIAL FIRE IMPACT FEES

Nonresidential Land Use	Facilities Demand EDU Factor	Existing Facility Standard ¹	Cost per Demand EDU	Admin. Expense 4%	Cost per Demand EDU	Proposed Nonres. Fire Impact Fee ²
	Calc	a	b	c = a * b	d = c * 0.04	e = c + d
			per 1,000 sq. ft. -----			----- per sq. ft. -----
Retail / Commercial	0.65	\$2,929.78	\$1,890	\$75.61	\$1,965.96	\$1.96
Office	0.80	\$2,929.78	\$2,347	\$93.90	\$2,441.29	\$2.44
Industrial	0.60	\$2,929.78	\$1,750	\$70.02	\$1,820.42	\$1.82
Agriculture	0.26	\$2,929.78	\$772	\$30.89	\$803.02	\$0.80
Warehouse / Distribution	0.42	\$2,929.78	\$1,224	\$48.95	\$1,272.59	\$1.27

Notes:

¹ The existing facility standard is the total replacement cost per demand EDU. See Figure 5.

² Proposed nonresidential fire impact fees are rounded down to the nearest cent.

PROJECTED FIRE IMPACT FEE REVENUE

Figure 8 projects fire impact fee revenue through 2035 based on an annual growth rate of 0.75% and assumes 2,678 dwelling units at full buildout of the District. For purposes of this projection, full buildout is anticipated to occur within 20 years. Total fire impact fee revenue (in 2015 dollars) is then estimated by multiplying the total cost per demand EDU by demand EDU growth for the period. As shown, approximately \$1.1 million (in 2015 dollars) is expected in fire impact revenue over the next 20 years.

FIGURE 8 – PROJECTED FIRE IMPACT FEE REVENUE

Land Use Category	Current Demand EDUs (2015) ¹	Demand EDU Growth (2035) ²	Total Cost per Demand EDU ³	Projected Fire Impact Fee Revenue (2015\$)
Calc	a	b	c	d = b * c
Residential	2,308	372	\$2,929.78	\$1,089,917
Nonresidential	59	9	\$2,929.78	\$27,802
Total	2,367	382	\$2,929.78	\$1,117,720

Source: Rescue Fire Protection District; SCI Consulting Group

Notes:

¹ See Figure 3.

² Based on projected annual growth rates of 0.75%.

³ Total cost per demand EDU equals the fire facilities stand plus fee program administrative costs.

FIVE-YEAR CAPITAL IMPROVEMENT PLAN

According to the District's Capital Improvement Program ("CIP"), over \$4 million in capital projects have been identified for the District. Assuming the same growth rates for the five-year period of the CIP, the fire impact fee will fund approximately \$270,000 of the five-year CIP. The District will need to fund existing development share of the CIP with other funding sources.

FIGURE 9 – FIVE-YEAR CAPITAL IMPROVEMENT PLAN

Fund No. 44-660-300 - Fire Impact Fees	FY 2016	FY 2017	FY 2018	FY 2019	FY 2020
FUND BALANCE (FY Beginning)	\$216,045	\$172,233	-\$147,482	\$178,328	-\$837,425
Fire Impact Fee Revenue	\$53,708	\$57,445	\$53,050	\$61,567	\$42,251
Current Fiscal Year	\$53,000	\$54,000	\$56,000	\$58,000	\$59,000
Interest Earned / Other (Estimate)	\$708	\$3,445	-\$2,950	\$3,567	-\$16,749
Inter-Fund Transfer	\$0	\$450,000	\$375,000	\$425,000	\$450,000
(Unidentified Other Sources of Funds)	\$0	\$450,000	\$375,000	\$425,000	\$450,000
Carryover (Prior Year)	\$0	\$172,233	\$147,482	\$178,328	\$837,425
Total Revenue Fund No. 44-660-300	\$53,708	\$679,678	\$280,568	\$664,895	\$345,174
EXPENDITURES ¹					
Capital Outlay	\$95,400	\$825,000	\$100,000	\$1,500,000	\$1,500,000
Station 83 - 5221 Deer Valley Road Facility					
Sleeping Quarters				\$1,500,000	\$1,500,000
Property		\$400,000			
Office Space			\$100,000		
Total Facility	\$0	\$400,000	\$100,000	\$1,500,000	\$1,500,000
Apparatus					
Type 1		\$425,000			
Total Apparatus	\$0	\$425,000	\$0	\$0	\$0
Equipment					
Turnouts (12 sets x \$2,200)	\$26,400				
SCBA (16 x \$4,000)	\$64,000				
Hose	\$5,000				
Total Equipment	\$95,400	\$0	\$0	\$0	\$0
Fee Program Administration	\$2,120	\$2,160	\$2,240	\$2,320	\$2,360
Total Expenditures Fund No. 44-660-300	\$97,520	\$827,160	\$102,240	\$1,502,320	\$1,502,360
FUND BALANCE (FY Ending)	\$172,233	-\$147,482	\$178,328	-\$837,425	-\$1,847,534
DRAFT Assumptions					
Inflationary Adjustment (est.)		3.00%	3.00%	3.00%	3.00%
New Development Growth (EDUs)	18	18	18	18	18
Cost (Fee) per EDU	\$2,930	\$3,018	\$3,108	\$3,201	\$3,297

Notes:

¹ The actual capital outlay schedule will be modified to match the actual timing of development within the District and the availability of funding for each project.

NEXUS FINDINGS

This section frames the Nexus Study findings in terms of the legislated requirements to demonstrate the legal justification of the fire impact fees. The justification of the fire impact fees on new development must provide information as set forth in Government Code § 66000. These requirements are discussed below.

PURPOSE OF FEE

This Nexus Study must identify the purpose of the fee.

The purpose of the fire impact fee is to fund the cost of fire protection and emergency response facilities, apparatus, and equipment attributable to new residential and nonresidential development in the District. The fire impact fees will ensure that new development will not burden existing development with the cost of facilities required to accommodate growth as it occurs within the District.

USE OF FEE REVENUE

This Nexus Study must identify the use to which the fee is to be put.

Fee revenue will be used to fund the cost of expanded fire facilities, apparatus and equipment to serve new development. Additionally, fee revenue will be used to cover fee program administration costs such as collection, documentation, annual reporting requirements, five-year report requirements, periodic Nexus Study updates and other incidental costs.

Fee revenue may not be used to fund operational, maintenance or repair costs.

BENEFIT RELATIONSHIP

This Nexus Study must determine how there is a reasonable relationship between the fee's use and the type of development project on which the fee is imposed.

The fee will be collected as development occurs. To maintain its existing level of fire protection and emergency response services, fee revenue will be used to expand the District's facilities, apparatus and equipment to meet the additional demand generated by the new residents and employees and new structural area created by new development projects.

IMPACT RELATIONSHIP

This Nexus Study must determine how there is a reasonable relationship between the need for fire protection facilities, apparatus and equipment and the type of development project on which the fee is imposed.

New development projects will create additional need for the District's fire protection and emergency response services and a corresponding need for expanded facilities, apparatus and equipment. The fee will be imposed on different types of development projects in proportion to the additional service population generated and structural area created by new development projects.

PROPORTIONALITY RELATIONSHIP

This Nexus Study must determine how there is a reasonable relationship between the amount of the fee and the cost of the fire protection facilities, apparatus and equipment attributable to the development on which the fee is imposed.

The cost of fire protection facilities, apparatus and equipment attributable to a development project is based upon the level of existing development served by the District's existing fire protection facilities. The use of an existing facilities standard methodology to determine the fire impact fee achieves proportionality between existing development and new development. Moreover, these equivalent costs are applied to eight land use categories in proportion to the need they create for expanded facilities. The use of a fire facilities demand factor to determine the fire impact fee schedule achieves proportionality across the types of development on which the fee is imposed.

FEE PROGRAM ADOPTION REQUIREMENTS

The following are the general requirements for approval by the District Board of Directors and adoption by the County Board of Supervisors of the Nexus Study and proposed program on behalf of the Department. The specific statutory requirements for the adoption of the fee program may be found in the Mitigation Fee Act (California Govt. Code § 66000 et seq.).

RESCUE FIRE PROTECTION DISTRICT

1. The District Board of Directors shall conduct at least "one open and public meeting" as part of a regularly scheduled meeting on the proposed fee program.
2. At least 14 days before the meeting, the District shall mail out a notice of the meeting to any interested party who filed a written request for notice of the adoption of new or increased fees.
3. At least 10 days before the meeting, the District shall make available to the public the Nexus Study for review.
4. At least 10 days before the public hearing, a notice of the time and place of the meeting, shall be published twice in a newspaper of general circulation with at least five days intervening between the dates of first and last publication not counting such publication dates.
5. After the public hearing, adopt a resolution approving the Nexus Study and proposed fee program with a recommendation that the County Board of Supervisors adopt the proposed fee program on behalf of the Department.

EL DORADO COUNTY

6. The County Board of Supervisors shall conduct at least "one open and public meeting" as part of a regularly scheduled meeting on the requested fee program.
7. At least 14 days before the meeting, the County shall mail out a notice of the meeting to any interested party who filed a written request for notice of the adoption of new or increased fees.
8. At least 10 days before the meeting, the County shall make available to the public the Nexus Study for review.

9. At least 10 days before the public hearing, a notice of the time and place of the meeting, shall be published twice in a newspaper of general circulation with at least five days intervening between the dates of first and last publication not counting such publication dates.
10. After the public hearing, adopt an ordinance establishing the proposed fee program on behalf of the Department.
11. The fire impact fees take effect 60 days after adoption of the County ordinance.

FEE PROGRAM ADMINISTRATION REQUIREMENTS

This section contains general recommendations for the administration of the fire impact fee program. The specific statutory requirements for the administration of the fee program may be found in the Mitigation Fee Act (California Govt. Code § 66000 et seq.).

ACCOUNTING REQUIREMENTS

Proceeds from the fire impact fee should be deposited into a separate fund or account so that there will be no commingling of fees with other revenue. The fire impact fees should be expended solely for the purpose for which they were collected. Any interest earned by such account should be deposited in that account and expended solely for the purpose for which originally collected.

ANNUAL REPORTING REQUIREMENTS

The following information must be made available to the public within 180 days after the last day of each fiscal year:

- a brief description of the type of fee in the account;
- the amount of the fee;
- the beginning and ending balance of the account;
- the fees collected that year and the interest earned;
- an identification of each public improvement for which the fees were expended and the amount of the expenditures for each improvement;
- an identification of an approximate date by which construction of the improvement will commence if the local agency determines that sufficient funds have been collected to complete financing of an incomplete public improvement;
- a description of each inter-fund transfer or loan made from the account or fund, including the public improvement on which the transferred or loaned fees will be expended, the date on which any loan will be repaid, and the rate of interest to be returned to the account; and
- the amount of money refunded under section Govt. Code § 66001.

FIVE-YEAR REPORTING REQUIREMENTS

For the fifth fiscal year following the first receipt of any fire impact fee proceeds, and every five years thereafter, the District shall make all of the following findings with respect to that portion of the account or fund remaining unexpended, whether committed or uncommitted:

- Identify the purpose to which the fee is to be put;
- Demonstrate a reasonable relationship between the fee and the purpose for which it is charged;
- Identify all sources and amounts of funding anticipated to complete financing in incomplete improvements; and
- Designate the approximate dates on which the funding is expected to be deposited into the appropriate account or fund.

ANNUAL INFLATIONARY ADJUSTMENT

In order for the Department to maintain its existing level of service, the fee will need to be adjusted annually commensurate with changes in the cost of facilities, apparatus and equipment. Therefore, the fire impact fee should be adjusted on July 1 of each fiscal year by the percentage change in an appropriate engineering cost index as published by the Engineering News Record, or its successor publication for the preceding twelve months.

IMPROVEMENTS IN-LIEU OF FEES

Subject to certain restrictions, if a developer dedicates land, constructs facilities and / or provide apparatus/equipment for the Department, the fire impact fees imposed on that development project may be adjusted to reflect a credit for the cost of the dedicated land, facilities constructed and / or apparatus/equipment provided.¹

¹ See El Dorado County Code Section 13.20.040 for more information.

APPENDICES

Appendix A – Fire System Inventory and Replacement Cost Estimates

Appendix B – Comparison of Current and Proposed Fire Impact Fees

APPENDIX A – FIRE SYSTEM INVENTORY AND REPLACEMENT COST ESTIMATES

FIGURE 10 – EXISTING LAND AND BUILDING INVENTORY

Fire Station	Amount	Unit Cost	Replacement Cost (2015\$)
Calc	a	b	c = a * b
Station 81 - 1722 Lotus Road			
Land	0.58 acres	\$30,000 per acre	\$17,400
Buldings	5,300 sq. ft.	\$394 sq. ft.	\$2,088,200
Station 83 - 5221 Deer Valley Road			
Land	1.14 acres	\$30,000 per acre	\$34,200
Buldings	5,600 sq. ft.	\$394 sq. ft.	\$2,206,400
Total Land and Buildings			\$4,346,200

Source: Rescue Fire Protection District; SCI Consulting Group

FIGURE 11 – EXISTING APPARATUS AND EQUIPMENT INVENTORY

Station	Type	Apparatus / Vehicles	Equipment	Replacement Cost (2015 \$)
Station 81:	4x4 Utility (#U81)	\$40,000	\$10,000	\$50,000
	Type 1 (#E81)	\$500,000	\$100,000	\$600,000
	Type 3 (#281)	\$350,000	\$50,000	\$400,000
Station 83:	Command Vehicle (#8300)	\$40,000	\$10,000	\$50,000
	Squad Vehicle (#S83)	\$40,000	\$10,000	\$50,000
	4x4 Utility (#U83)	\$40,000	\$10,000	\$50,000
	Water Tender (#WT 83)	\$300,000	\$30,000	\$330,000
	Type 1 (#E83)	\$500,000	\$100,000	\$600,000
	Type 3 (#E283)	\$350,000	\$50,000	\$400,000
Total Appartus, Vehicles and Equipment		\$2,160,000	\$370,000	\$2,530,000

Source: Rescue Fire Protection District

APPENDIX B – COMPARISON OF CURRENT AND PROPOSED FIRE IMPACT FEES

FIGURE 12 - COMPARISON OF CURRENT AND PROPOSED FIRE IMPACT FEES

Land Use	Current	Proposed	% Change
Residential Development			
	Per Sq. Ft. of Living Area		
Single Family Housing	\$1.01	\$1.26	24.8%
Multi-Family Housing	\$1.01	\$2.26	123.8%
Mobile Home	\$1.01	\$1.89	87.1%
Nonresidential Development			
	Per Sq. Ft. of Building Area		
Retail / Commercial	\$1.01	\$1.96	94.1%
Office	\$1.01	\$2.44	141.6%
Industrial	\$1.01	\$1.82	80.2%
Agriculture	\$1.01	\$0.80	-20.8%
Warehouse / Distribution	\$1.01	\$1.27	25.7%

Example - Typical Fire Impact Fee Per Dwelling Unit

Residential Development			
	Per Average Dwelling Unit		
Single Family Housing	\$2,439	\$3,043	24.8%
Multi-Family Housing	\$778	\$1,740	123.8%
Mobile Home	\$808	\$1,512	87.1%
	<i>Average</i>	<i>Average</i>	

(This page intentionally left blank)

Annual Report of Revenues and Expenditures

District: Rescue Fire District
 Fiscal Year: 2015-2016
 Name of Preparer: Thomas M. Keating

Note: *If unexpended/uncommitted funds exist, include a statement of findings identifying the purpose of the funds and demonstrating a reasonable relationship between the fee and the purpose for which it was charged.*

Accounts with fees unexpended or uncommitted for five (5) years or more: (see note)

Development fee revenues are deposited into:
Institution Account No.
Dorado County 44-660-300

Account No.

Institution

REVENUES*

MONTH	AMOUNT
JUL	0
AUG	0
SEP	0
OCT	0
NOV	0
DEC	937
JAN	5,303
FEB	0
MAR	3,034
APR	16,818
MAY	0
JUN	5,173
SUBTOTAL:	31,265
INTEREST:	1,085
TOTAL:	32,350

TRANSFERS TO DISTRICT'S

OPERATING FUND

MONTH	AMOUNT
JUL	0
AUG	0
SEP	0
OCT	0
NOV	0
DEC	0
JAN	0
FEB	0
MAR	0
APR	0
MAY	0
JUN	0
TOTAL:	0

CALCULATION OF REPORT YEAR ENDING BALANCE

PRIOR FY ENDING BALANCE:	212,650
REPORT YR REVENUES:	32,350
REPORT YR EXPENDITURES:	0
REPORT YR ENDING BALANCE:	245,000