

Section 4.3A
Georgetown Airport
Individual Project Summaries



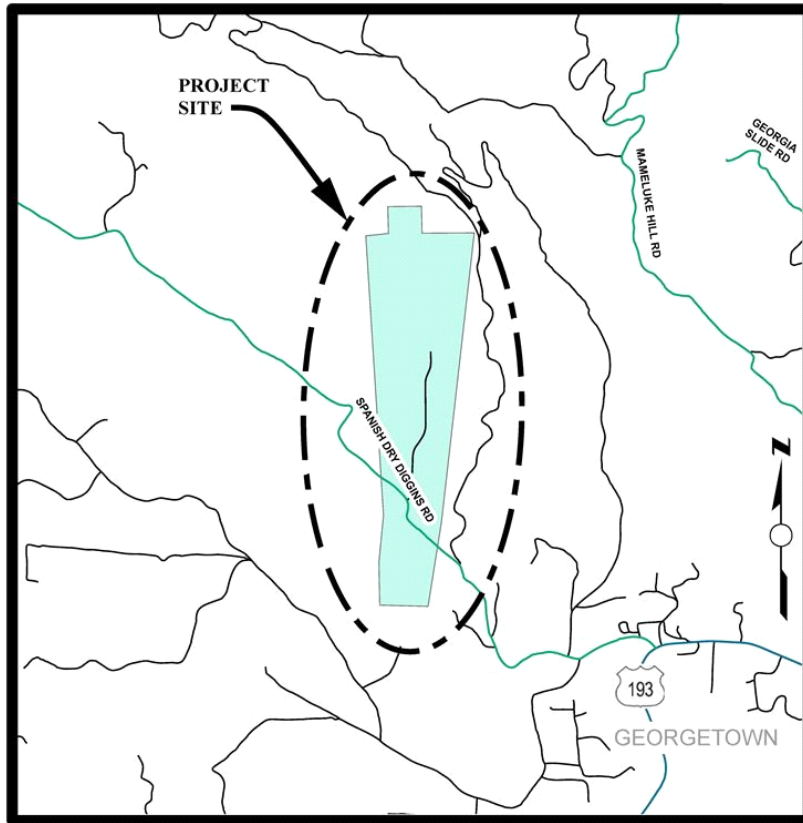
Airport Layout Plan 2021 Update - Georgetown

CIP Project Summary

Project No: 93523

Type: Airports

Supervisor District(s) 4



LOCATION MAP

NOT TO SCALE

Project Description:

Georgetown Airport - The Airport Layout Plan (ALP) is a drawing/plan depicting the orientation and location of key airport facilities, such as runways and navigational aids, and it takes into consideration such factors as approach zones, prevailing winds, airspace use, land contours, etc. The ALP must show dimensional relationships between operational and support facilities, and provide adequate areas for the orderly expansion of the airport. This is essential if facilities are to be ultimately located where they can best serve their intended purposes, while still conforming to applicable safety and construction criteria. The ability to obtain grants from the FAA is dependent on the ALP being up to date and showing an accurate layout of proposed projects, as well as all existing structures and previously completed projects. The ALP should be updated every 5 to 10 years, or when more than 10% of planned improvements have been made. The current ALP was revised in 2007 and includes projects through 2017. The ALP is being updated in 2016 and is scheduled to be reviewed and updated again in 2021.

Expenditures thru 6/30/2015: \$0

Project Initiation Date: 05/05/09



Airport Layout Plan 2021 Update - Georgetown

Financing Plan & Tentative Schedule

Project No: 93523

Type: Airports

Supervisor District(s) 4

All Figures in Thousands

Revenue by Funding Source	Prior FY*	FY 16/17	FY 17/18	FY 18/19	FY 19/20	FY 20/21	FY 21/22-25/26	FY 26/27-35/36	Total
ACO - Accumulative Capital Outlay	\$0	\$0	\$0	\$0	\$0	\$8	\$0	\$0	\$8
FAA-Anticipated	\$0	\$0	\$0	\$0	\$0	\$68	\$0	\$0	\$68
Total	\$0	\$0	\$0	\$0	\$0	\$75	\$0	\$0	\$75

All Figures in Thousands

Expenditures	Prior FY*	FY 16/17	FY 17/18	FY 18/19	FY 19/20	FY 20/21	FY 21/22-25/26	FY 26/27-35/36	Total
Planning/Env - Consultant	\$0	\$0	\$0	\$0	\$0	\$73	\$0	\$0	\$73
Planning/Env - Staff	\$0	\$0	\$0	\$0	\$0	\$2	\$0	\$0	\$2
Total	\$0	\$0	\$0	\$0	\$0	\$75	\$0	\$0	\$75

Project Schedule	Prior FY*	FY 16/17	FY 17/18	FY 18/19	FY 19/20	FY 20/21	FY 21/22-25/26	FY 26/27-35/36	
Planning/Environmental									
Design									
Right Of Way									
Construction									
Environmental Monitoring									

*Prior FY includes actual revenue and expenditures through 06/30/15, plus amounts budgeted through 06/30/16.



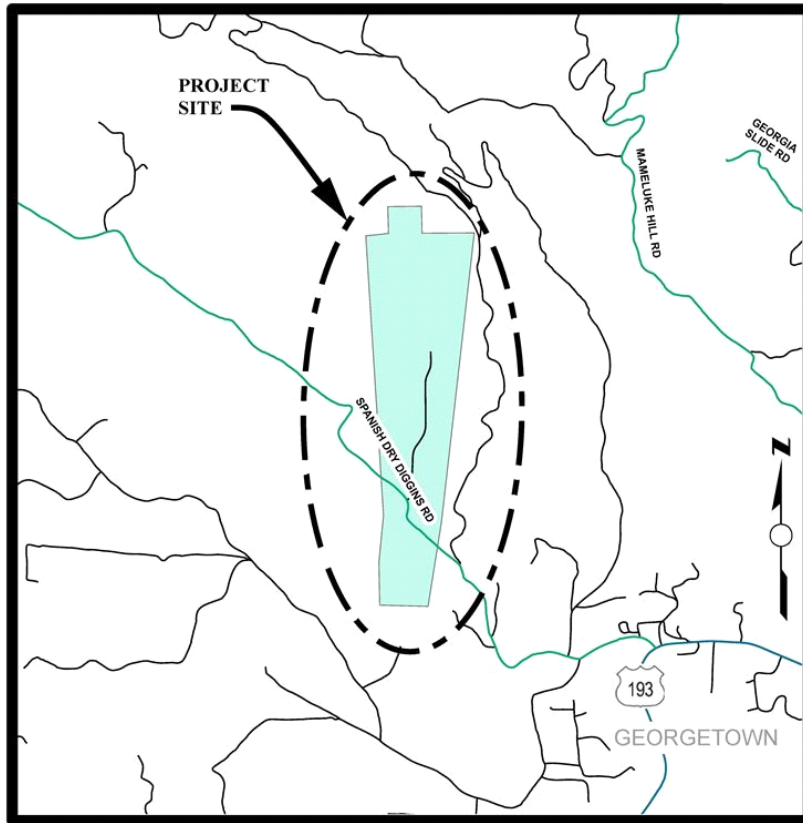
Construction of AWOS

CIP Project Summary

Project No: 93520

Type: Airports

Supervisor District(s) 4



LOCATION MAP

NOT TO SCALE

Project Description:

Georgetown Airport - Weather conditions at Georgetown Airport vary considerably from day to day and during the day. In order to provide the pilot with up-to-date information on wind and other weather conditions, it is desired to install an AWOS III at this airport. This is a safety measure that will improve the safety performance of the airport and in the future provide weather information to the various agencies for reporting to the public.

Expenditures thru 6/30/2015: \$0

Project Initiation Date: 05/05/09



Construction of AWOS

Financing Plan & Tentative Schedule

Project No: 93520

Type: Airports

Supervisor District(s) 4

All Figures in Thousands

Revenue by Funding Source	Prior FY*	FY 16/17	FY 17/18	FY 18/19	FY 19/20	FY 20/21	FY 21/22-25/26	FY 26/27-35/36	Total
ACO - Accumulative Capital Outlay	\$0	\$0	\$3	\$5	\$20	\$0	\$0	\$0	\$28
FAA-Anticipated	\$0	\$0	\$0	\$45	\$180	\$0	\$0	\$0	\$225
Total	\$0	\$0	\$3	\$50	\$200	\$0	\$0	\$0	\$253

All Figures in Thousands

Expenditures	Prior FY*	FY 16/17	FY 17/18	FY 18/19	FY 19/20	FY 20/21	FY 21/22-25/26	FY 26/27-35/36	Total
Planning/Env - Consultant	\$0	\$0	\$3	\$0	\$0	\$0	\$0	\$0	\$3
Design - Consultant	\$0	\$0	\$0	\$45	\$0	\$0	\$0	\$0	\$45
Design - Staff	\$0	\$0	\$0	\$5	\$0	\$0	\$0	\$0	\$5
Construction Mgmt - Consultant	\$0	\$0	\$0	\$0	\$32	\$0	\$0	\$0	\$32
Construction Mgmt - Staff	\$0	\$0	\$0	\$0	\$1	\$0	\$0	\$0	\$1
Direct Construction Costs	\$0	\$0	\$0	\$0	\$167	\$0	\$0	\$0	\$167
Total	\$0	\$0	\$3	\$50	\$200	\$0	\$0	\$0	\$253

Project Schedule	Prior FY*	FY 16/17	FY 17/18	FY 18/19	FY 19/20	FY 20/21	FY 21/22-25/26	FY 26/27-35/36	
Planning/Environmental									
Design									
Right Of Way									
Construction									
Environmental Monitoring									

*Prior FY includes actual revenue and expenditures through 06/30/15, plus amounts budgeted through 06/30/16.



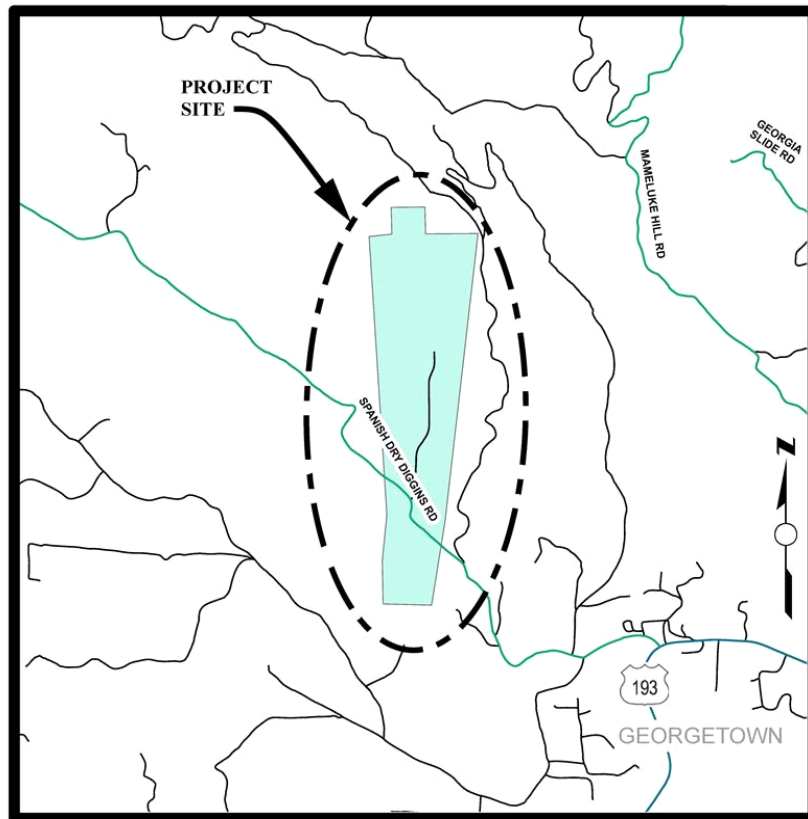
Crack Seal and Remark Runway, Taxiways, Aprons and T- Hangar Taxilanes

CIP Project Summary

Project No: 93535

Type: Airports

Supervisor District(s) 4



LOCATION MAP

NOT TO SCALE

Project Description:

Georgetown Airport - All pavements at the airport were crack sealed or slurry sealed in 2005 or 2009. Several new cracks have developed in the AC pavement. It is proposed in this project to shape the cracks to receive joint seal and then seal the cracks. All pavement areas will be remarked.

Expenditures thru 6/30/2015: \$0

Project Initiation Date: 10/01/10



Crack Seal and Remark Runway, Taxiways, Aprons and T- Hangar Taxilanes

Financing Plan & Tentative Schedule

Project No: 93535

Type: Airports

Supervisor District(s) 4

All Figures in Thousands

Revenue	by Funding Source	Prior FY*	FY 16/17	FY 17/18	FY 18/19	FY 19/20	FY 20/21	FY 21/22- 25/26	FY 26/27- 35/36	Total
ACO - Accumulative Capital Outlay		\$0	\$0	\$0	\$0	\$0	\$0	\$32	\$0	\$32
FAA-Anticipated		\$0	\$0	\$0	\$0	\$0	\$0	\$288	\$0	\$288
Total		\$0	\$0	\$0	\$0	\$0	\$0	\$320	\$0	\$320

All Figures in Thousands

Expenditures	Prior FY*	FY 16/17	FY 17/18	FY 18/19	FY 19/20	FY 20/21	FY 21/22- 25/26	FY 26/27- 35/36	Total
Design - Consultant	\$0	\$0	\$0	\$0	\$0	\$0	\$30	\$0	\$30
Construction Mgmt - Consultant	\$0	\$0	\$0	\$0	\$0	\$0	\$44	\$0	\$44
Construction Mgmt - Staff	\$0	\$0	\$0	\$0	\$0	\$0	\$9	\$0	\$9
Direct Construction Costs	\$0	\$0	\$0	\$0	\$0	\$0	\$237	\$0	\$237
Total	\$0	\$0	\$0	\$0	\$0	\$0	\$320	\$0	\$320

Project Schedule	Prior FY*	FY 16/17	FY 17/18	FY 18/19	FY 19/20	FY 20/21	FY 21/22- 25/26	FY 26/27- 35/36	
Planning/Environmental									
Design									
Right Of Way									
Construction									
Environmental Monitoring									

*Prior FY includes actual revenue and expenditures through 06/30/15, plus amounts budgeted through 06/30/16.



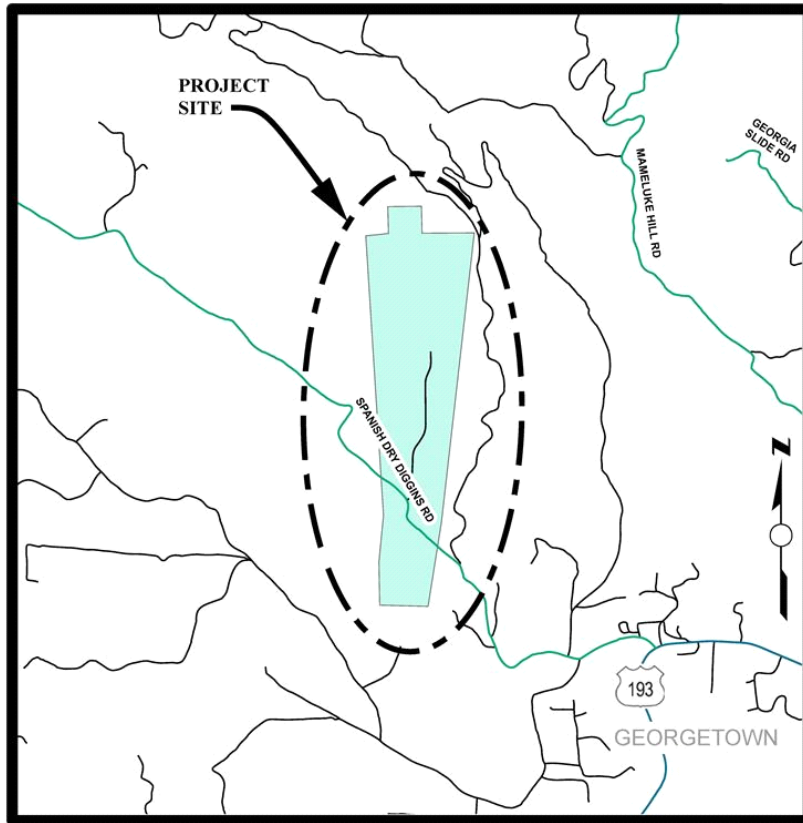
Crack Seal, Joint Seal & Mark Runway, Taxiways, Aprons & T-Hanger Taxilanes; Change Runway End ID

CIP Project Summary

Project No: 93527

Type: Airports

Supervisor District(s) 4



LOCATION MAP

NOT TO SCALE

Project Description:

Georgetown Airport - The taxiways, apron and tee hanger taxilanes were crack sealed or slurry sealed in 2006. It is proposed in this project to shape the cracks to receive joint seal and then seal the cracks. Normal wear has removed a portion of the seal on the runway and portions of the seal have separated from the pavement. The migration of the north magnetic pole has been such that the identification numbers on the runway will have to be changed. The current numbers are "16-34" and they need to be changed to "17-35". This project will consist of removing the existing runway number markings and repainting the new runway number markings. In addition, the hold bars at the airport are 6" wide and the new FAA standards are 12" wide hold bars.

Expenditures thru 6/30/2015: \$157

Project Initiation Date: 04/17/10



Crack Seal, Joint Seal & Mark Runway, Taxiways, Aprons & T-Hangar Taxilanes; Change Runway End ID

Financing Plan & Tentative Schedule

Project No: 93527

Type: Airports

Supervisor District(s) 4

All Figures in Thousands

Revenue	by Funding Source	Prior FY*	FY 16/17	FY 17/18	FY 18/19	FY 19/20	FY 20/21	FY 21/22- 25/26	FY 26/27- 35/36	Total
ACO - Accumulative Capital Outlay		\$3	\$7	\$65	\$0	\$0	\$0	\$0	\$0	\$75
FAA-Anticipated		\$0	\$63	\$585	\$0	\$0	\$0	\$0	\$0	\$648
Total		\$3	\$70	\$650	\$0	\$0	\$0	\$0	\$0	\$723

All Figures in Thousands

Expenditures	Prior FY*	FY 16/17	FY 17/18	FY 18/19	FY 19/20	FY 20/21	FY 21/22- 25/26	FY 26/27- 35/36	Total
Planning/Env - Consultant	\$2	\$0	\$0	\$0	\$0	\$0	\$0	\$0	\$2
Design - Consultant	\$0	\$70	\$0	\$0	\$0	\$0	\$0	\$0	\$70
Design - Staff	\$0	\$0	\$0	\$0	\$0	\$0	\$0	\$0	\$0
Construction Mgmt - Consultant	\$0	\$0	\$65	\$0	\$0	\$0	\$0	\$0	\$65
Construction Mgmt - Staff	\$0	\$0	\$13	\$0	\$0	\$0	\$0	\$0	\$13
Direct Construction Costs	\$0	\$0	\$572	\$0	\$0	\$0	\$0	\$0	\$572
Total	\$3	\$70	\$650	\$0	\$0	\$0	\$0	\$0	\$723

Project Schedule	Prior FY*	FY 16/17	FY 17/18	FY 18/19	FY 19/20	FY 20/21	FY 21/22- 25/26	FY 26/27- 35/36	
Planning/Environmental									
Design									
Right Of Way									
Construction									
Environmental Monitoring									

*Prior FY includes actual revenue and expenditures through 06/30/15, plus amounts budgeted through 06/30/16.



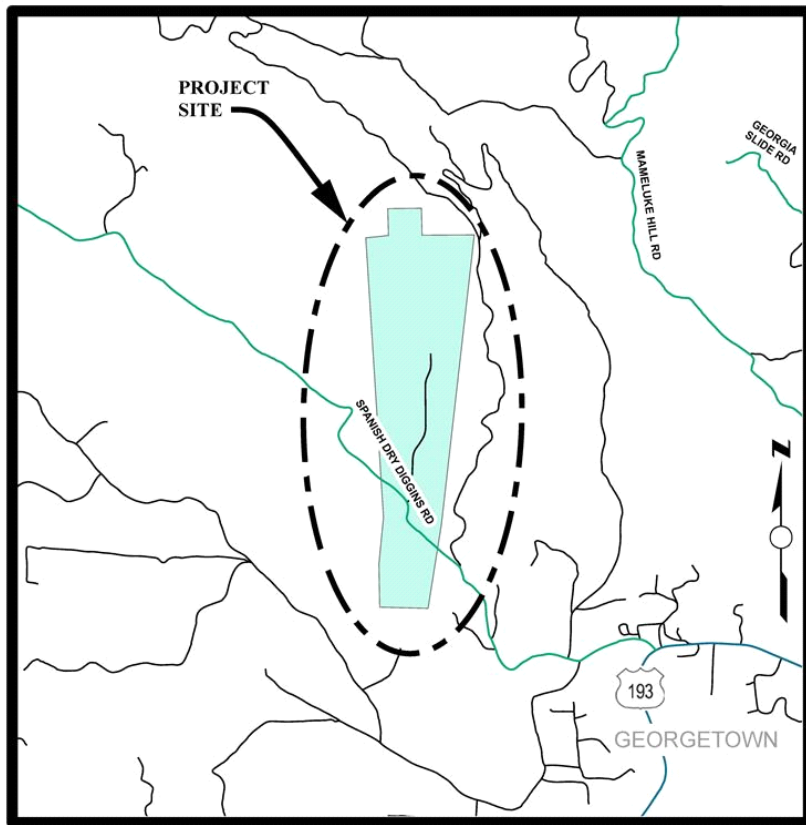
Obstruction Survey

CIP Project Summary

Project No: 93503

Type: Airports

Supervisor District(s) 4



LOCATION MAP

NOT TO SCALE

Project Description:

Georgetown Airport - To meet FAA regulations regarding obstructions that penetrate the airport's imaginary surfaces, obstructions, such as trees, need to be removed or topped. This project includes preparation of an Obstruction Survey and Obstruction Mitigation Report and is strongly recommended by the FAA. The FAA determined that this project is directly related to airport planning and design and is necessary for the preparation of an accurate Airport Layout Plan's (ALP) Airspace Plan and Profile Drawing and depiction of validated geodetic data for the ALP runway ends. Therefore, these services will be prepared concurrently with the ongoing ALP with Program Narrative Report (ACIP 93528). The purpose of this project is to collect aerial imagery for planimetric feature extraction and accomplish an FAA Airspace Analysis survey. The resulting Report will include an evaluation of future mitigation options and anticipated mitigation costs for this airport's obstructions. Upon completion of the project, as well as any required environmental clearance, the FAA is now offering grants for obstruction removal, such as trees or obstruction poles, for which the County plans to apply.

Expenditures thru 6/30/2015: \$196

Project Initiation Date: 05/26/15



Obstruction Survey

Financing Plan & Tentative Schedule

Project No: 93503

Type: Airports

Supervisor District(s) 4

All Figures in Thousands

Revenue by Funding Source	Prior FY*	FY 16/17	FY 17/18	FY 18/19	FY 19/20	FY 20/21	FY 21/22-25/26	FY 26/27-35/36	Total
ACO - Accumulative Capital Outlay	\$9	\$3	\$10	\$35	\$0	\$0	\$0	\$0	\$57
FAA	\$81	\$23	\$90	\$315	\$0	\$0	\$0	\$0	\$509
Total	\$90	\$25	\$100	\$350	\$0	\$0	\$0	\$0	\$565

All Figures in Thousands

Expenditures	Prior FY*	FY 16/17	FY 17/18	FY 18/19	FY 19/20	FY 20/21	FY 21/22-25/26	FY 26/27-35/36	Total
Planning/Env - Consultant	\$90	\$25	\$100	\$0	\$0	\$0	\$0	\$0	\$215
Construction Mgmt - Consultant	\$0	\$0	\$0	\$53	\$0	\$0	\$0	\$0	\$53
Direct Construction Costs	\$0	\$0	\$0	\$298	\$0	\$0	\$0	\$0	\$298
Total	\$90	\$25	\$100	\$350	\$0	\$0	\$0	\$0	\$565

Project Schedule	Prior FY*	FY 16/17	FY 17/18	FY 18/19	FY 19/20	FY 20/21	FY 21/22-25/26	FY 26/27-35/36	
Planning/Environmental									
Design									
Right Of Way									
Construction									
Environmental Monitoring									

*Prior FY includes actual revenue and expenditures through 06/30/15, plus amounts budgeted through 06/30/16.



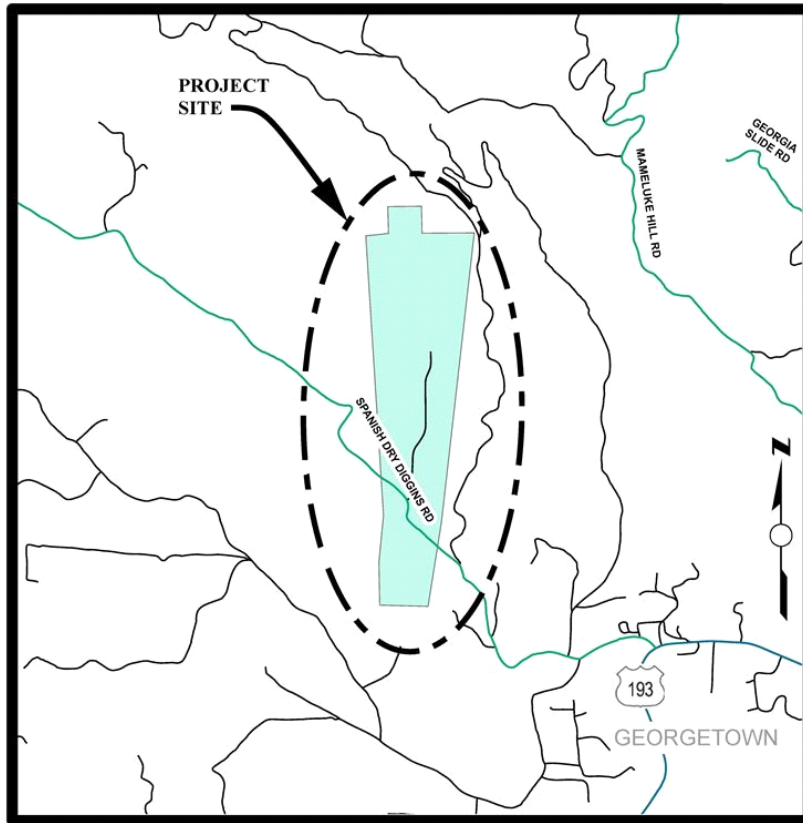
Update Airport Layout Plan with Program Narrative Report

CIP Project Summary

Project No: 93528

Type: Airports

Supervisor District(s) 4



LOCATION MAP

NOT TO SCALE

Project Description:

The County of El Dorado owns and operates Georgetown Airport located in Georgetown. The most recent Airport Layout Plan was updated in 2007. This project will evaluate the existing Airport Layout Plan, provide any additions and modifications necessary, and provide a detailed Program Narrative Report for the updated existing plan.

Expenditures thru 6/30/2015: \$33,015

Project Initiation Date: 02/28/13



Update Airport Layout Plan with Program Narrative Report

Financing Plan & Tentative Schedule

Project No: 93528

Type: Airports

Supervisor District(s) 4

All Figures in Thousands

Revenue by Funding Source	Prior FY*	FY 16/17	FY 17/18	FY 18/19	FY 19/20	FY 20/21	FY 21/22-25/26	FY 26/27-35/36	Total
ACO - Accumulative Capital Outlay	\$8	\$0	\$0	\$0	\$0	\$0	\$0	\$0	\$8
FAA	\$62	\$2	\$0	\$0	\$0	\$0	\$0	\$0	\$64
Total	\$70	\$2	\$0	\$0	\$0	\$0	\$0	\$0	\$72

All Figures in Thousands

Expenditures	Prior FY*	FY 16/17	FY 17/18	FY 18/19	FY 19/20	FY 20/21	FY 21/22-25/26	FY 26/27-35/36	Total
Planning/Env - Consultant	\$70	\$2	\$0	\$0	\$0	\$0	\$0	\$0	\$72
Total	\$70	\$2	\$0	\$0	\$0	\$0	\$0	\$0	\$72

Project Schedule	Prior FY*	FY 16/17	FY 17/18	FY 18/19	FY 19/20	FY 20/21	FY 21/22-25/26	FY 26/27-35/36	
Planning/Environmental									
Design									
Right Of Way									
Construction									
Environmental Monitoring									

*Prior FY includes actual revenue and expenditures through 06/30/15, plus amounts budgeted through 06/30/16.



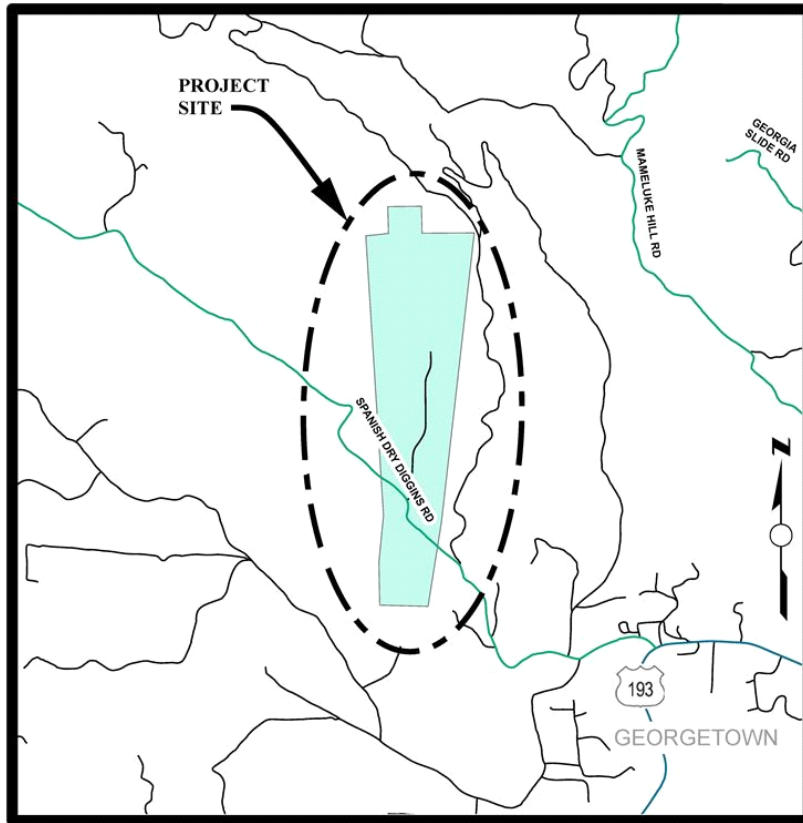
Update Pavement Maintenance/Management Program

CIP Project Summary

Project No: 93534

Type: Airports

Supervisor District(s) 4



LOCATION MAP

NOT TO SCALE

Project Description:

Georgetown Airport - Develop a Pavement Maintenance Program (PMP).

The key elements of the PMP are:

- * Determine geological or meteorological conditions that may affect the life of a pavement structure
- * Inspection Schedule
- * Pavement Inventory
- * Distress Identification Index
- * Inspection Reports
- * Economic Analysis and Prioritizing System
- * Program Funding and Programming

The maintenance program will not only assure proper and timely maintenance but can also be used to justify the necessary funding.

Expenditures thru 6/30/2015: \$0

Project Initiation Date: 10/01/15



Update Pavement Maintenance/Management Program

Financing Plan & Tentative Schedule

Project No: 93534

Type: Airports

Supervisor District(s) 4

All Figures in Thousands

Revenue by Funding Source	Prior FY*	FY 16/17	FY 17/18	FY 18/19	FY 19/20	FY 20/21	FY 21/22-25/26	FY 26/27-35/36	Total
ACO - Accumulative Capital Outlay	\$1	\$2	\$0	\$0	\$0	\$0	\$0	\$0	\$2
FAA-Anticipated	\$9	\$23	\$0	\$0	\$0	\$0	\$0	\$0	\$32
State Aeronautics Division	\$0	\$1	\$0	\$0	\$0	\$0	\$0	\$0	\$1
Total	\$10	\$26	\$0	\$0	\$0	\$0	\$0	\$0	\$36

All Figures in Thousands

Expenditures	Prior FY*	FY 16/17	FY 17/18	FY 18/19	FY 19/20	FY 20/21	FY 21/22-25/26	FY 26/27-35/36	Total
Planning/Env - Consultant	\$10	\$25	\$0	\$0	\$0	\$0	\$0	\$0	\$35
Planning/Env - Staff	\$0	\$1	\$0	\$0	\$0	\$0	\$0	\$0	\$1
Total	\$10	\$26	\$0	\$0	\$0	\$0	\$0	\$0	\$36

Project Schedule	Prior FY*	FY 16/17	FY 17/18	FY 18/19	FY 19/20	FY 20/21	FY 21/22-25/26	FY 26/27-35/36	
Planning/Environmental									
Design									
Right Of Way									
Construction									
Environmental Monitoring									

*Prior FY includes actual revenue and expenditures through 06/30/15, plus amounts budgeted through 06/30/16.



Cost Estimate by Phase Summary

Airports-Georgetown

All Figures In Thousands

	<i>Prior*</i>	<i>16/17</i>	<i>17/18</i>	<i>18/19</i>	<i>19/20</i>	<i>20/21</i>	<i>21/22- 25/26</i>	<i>26/27- 35/36</i>	<i>Total</i>
<i>Construction Mgmt - Consultant</i>	0	0	65	53	32	0	44	0	193
<i>Construction Mgmt - Staff</i>	0	0	13	0	1	0	9	0	23
<i>Design - Consultant</i>	0	70	0	45	0	0	30	0	145
<i>Design - Staff</i>	0	0	0	5	0	0	0	0	5
<i>Direct Construction Costs</i>	0	0	572	298	167	0	237	0	1,274
<i>Planning/Env - Consultant</i>	173	52	103	0	0	73	0	0	400
<i>Planning/Env - Staff</i>	0	1	0	0	0	2	0	0	3
Totals	173	123	753	400	200	75	320	0	2,043



Revenue Source Summary Airports-Georgetown

All Figures In Thousands

	<i>Prior*</i>	<i>16/17</i>	<i>17/18</i>	<i>18/19</i>	<i>19/20</i>	<i>20/21</i>	<i>21/22- 25/26</i>	<i>26/27- 35/36</i>	<i>Total</i>
ACO - Accumulative Capital Outlay	20	11	78	40	20	8	32	0	209
FAA	143	24	90	315	0	0	0	0	572
FAA-Anticipated	9	86	585	45	180	68	288	0	1,261
State Aeronautics Division	0	1	0	0	0	0	0	0	1
<i>Totals</i>	173	123	753	400	200	75	320	0	2,043

This page intentionally left blank

**Section 4.3B
Placerville Airport
Individual Project Summaries**



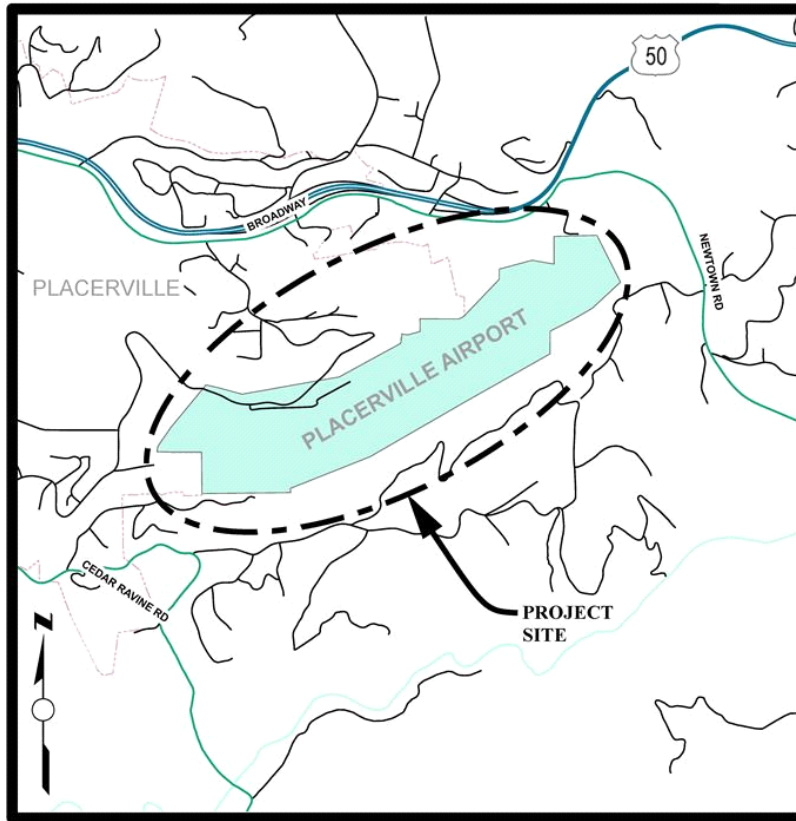
Airport Layout Plan Update and Obstruction Survey - Placerville

CIP Project Summary

Project No: 93132

Type: Airports

Supervisor District(s) 3



LOCATION MAP

NOT TO SCALE

Project Description:

Placerville Airport - The Airport Layout Plan (ALP) is a drawing/plan depicting the orientation and location of key airport facilities, such as runways and navigational aids, and it takes into consideration such factors as approach zones, prevailing winds, airspace use, land contours, etc. The ALP must show dimensional relationships between operational and support facilities, and provide adequate areas for the orderly expansion of the airport. This is essential if facilities are to be ultimately located where they can best serve their intended purposes, while still conforming to applicable safety and construction criteria. The ability to obtain grants from the FAA is dependent on the ALP being up to date and showing an accurate layout of proposed projects, as well as all existing structures and previously completed projects. The ALP should be updated every 5 to 10 years, or when more than 10% of planned improvements have been made. The current ALP was revised in 2012 and includes projects through 2017. The ALP is scheduled to be reviewed and updated again in 2017.

Expenditures thru 6/30/2015: \$0

Project Initiation Date: 05/05/16



Airport Layout Plan Update and Obstruction Survey - Placerville

Financing Plan & Tentative Schedule

Project No: 93132

Type: Airports

Supervisor District(s) 3

All Figures in Thousands

Revenue	by Funding Source	Prior FY*	FY 16/17	FY 17/18	FY 18/19	FY 19/20	FY 20/21	FY 21/22- 25/26	FY 26/27- 35/36	Total
ACO - Accumulative Capital Outlay		\$0	\$19	\$1	\$11	\$1	\$35	\$0	\$0	\$66
FAA-Anticipated		\$0	\$167	\$9	\$95	\$9	\$315	\$0	\$0	\$594
Total		\$0	\$185	\$10	\$105	\$10	\$350	\$0	\$0	\$660

All Figures in Thousands

Expenditures	Prior FY*	FY 16/17	FY 17/18	FY 18/19	FY 19/20	FY 20/21	FY 21/22- 25/26	FY 26/27- 35/36	Total
Planning/Env - Consultant	\$0	\$184	\$10	\$105	\$10	\$0	\$0	\$0	\$309
Planning/Env - Staff	\$0	\$1	\$0	\$0	\$0	\$0	\$0	\$0	\$1
Construction Mgmt - Consultant	\$0	\$0	\$0	\$0	\$0	\$53	\$0	\$0	\$53
Direct Construction Costs	\$0	\$0	\$0	\$0	\$0	\$298	\$0	\$0	\$298
Total	\$0	\$185	\$10	\$105	\$10	\$350	\$0	\$0	\$660

Project Schedule	Prior FY*	FY 16/17	FY 17/18	FY 18/19	FY 19/20	FY 20/21	FY 21/22- 25/26	FY 26/27- 35/36	
Planning/Environmental									
Design									
Right Of Way									
Construction									
Environmental Monitoring									

*Prior FY includes actual revenue and expenditures through 06/30/15, plus amounts budgeted through 06/30/16.



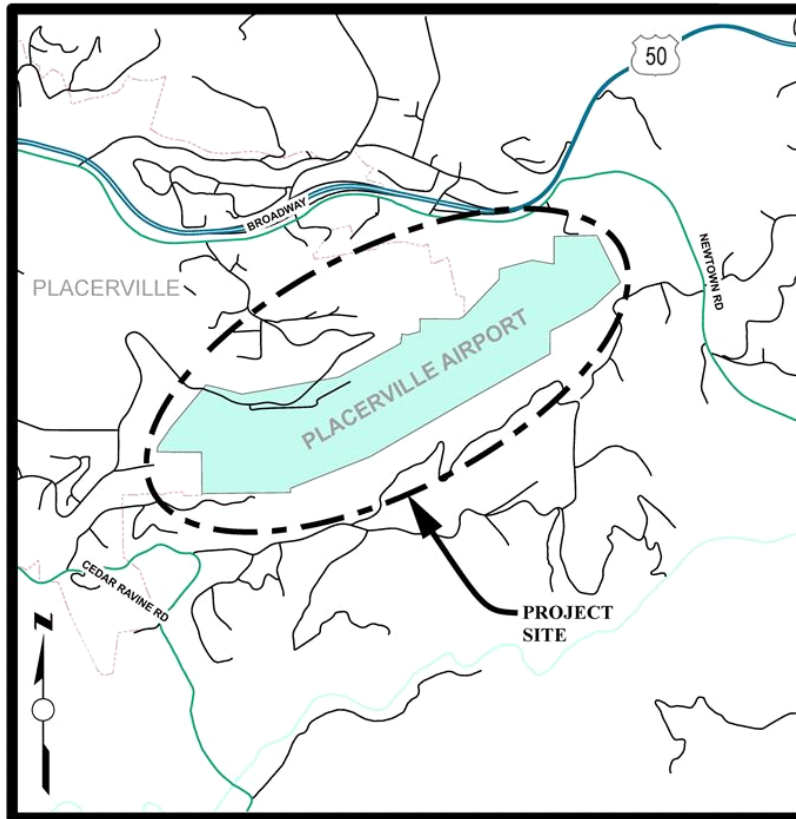
Crack Seal and Remark Runway 5-23, Taxiways, Aprons and T- Hangar Taxilanes - 2019

CIP Project Summary

Project No: 93133

Type: Airports

Supervisor District(s) 3



LOCATION MAP

NOT TO SCALE

Project Description:

Placerville Airport- All pavement at the airport is scheduled to be crack sealed in 2016. This project will seal cracks that have developed since that time, and seal coat as needed. All pavement areas will be remarked.

Expenditures thru 6/30/2015: \$0

Project Initiation Date: 02/27/14



Crack Seal and Remark Runway 5-23, Taxiways, Aprons and T- Hangar Taxilanes - 2019

Financing Plan & Tentative Schedule

Project No: 93133

Type: Airports

Supervisor District(s) 3

All Figures in Thousands

Revenue	by Funding Source	Prior FY*	FY 16/17	FY 17/18	FY 18/19	FY 19/20	FY 20/21	FY 21/22- 25/26	FY 26/27- 35/36	Total
ACO - Accumulative Capital Outlay		\$0	\$0	\$3	\$8	\$55	\$0	\$0	\$0	\$65
FAA-Anticipated		\$0	\$0	\$0	\$68	\$495	\$0	\$0	\$0	\$563
Total		\$0	\$0	\$3	\$75	\$550	\$0	\$0	\$0	\$628

All Figures in Thousands

Expenditures	Prior FY*	FY 16/17	FY 17/18	FY 18/19	FY 19/20	FY 20/21	FY 21/22- 25/26	FY 26/27- 35/36	Total
Planning/Env - Consultant	\$0	\$0	\$3	\$0	\$0	\$0	\$0	\$0	\$3
Design - Consultant	\$0	\$0	\$0	\$70	\$0	\$0	\$0	\$0	\$70
Design - Staff	\$0	\$0	\$0	\$5	\$0	\$0	\$0	\$0	\$5
Construction Mgmt - Consultant	\$0	\$0	\$0	\$0	\$72	\$0	\$0	\$0	\$72
Construction Mgmt - Staff	\$0	\$0	\$0	\$0	\$11	\$0	\$0	\$0	\$11
Direct Construction Costs	\$0	\$0	\$0	\$0	\$468	\$0	\$0	\$0	\$468
Total	\$0	\$0	\$3	\$75	\$550	\$0	\$0	\$0	\$628

Project Schedule	Prior FY*	FY 16/17	FY 17/18	FY 18/19	FY 19/20	FY 20/21	FY 21/22- 25/26	FY 26/27- 35/36
Planning/Environmental								
Design								
Right Of Way								
Construction								
Environmental Monitoring								

*Prior FY includes actual revenue and expenditures through 06/30/15, plus amounts budgeted through 06/30/16.



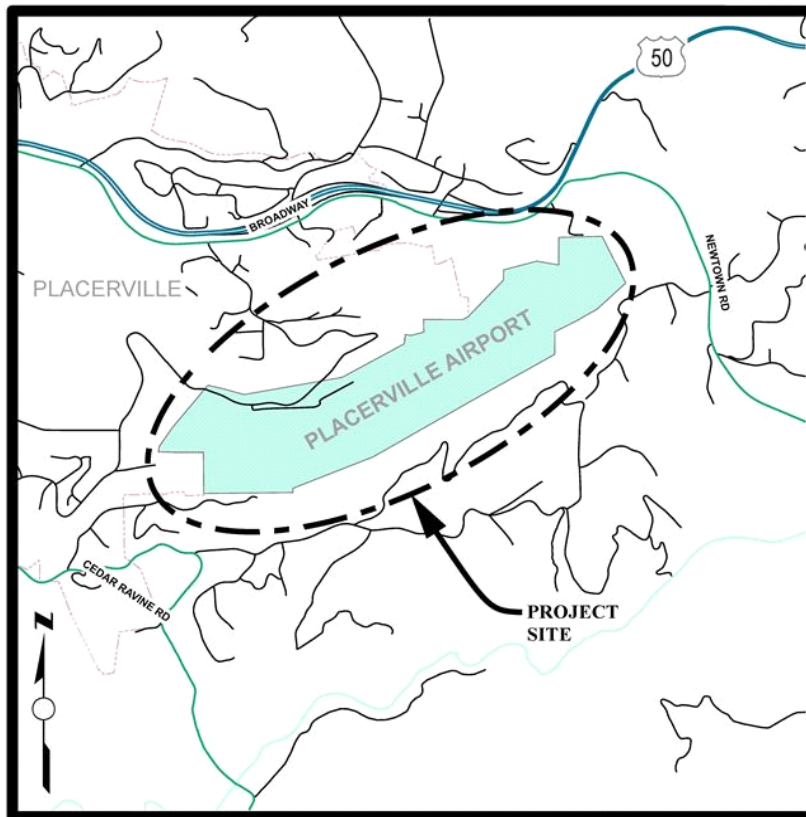
Crack Seal and Remark Runway 5-23, Taxiways, Aprons and Taxilanes - 2015

CIP Project Summary

Project No: 93129

Type: Airports

Supervisor District(s) 3



LOCATION MAP

NOT TO SCALE

Project Description:

Placerville Airport - All pavements at the airport were crack sealed or slurry sealed in 2005 or 2009. Several new cracks have developed in the AC pavement. It is proposed in this project to shape the cracks to receive joint seal and then seal the cracks. All pavement areas will be remarked.

Expenditures thru 6/30/2015: \$24,331

Project Initiation Date: 05/05/09



Crack Seal and Remark Runway 5-23, Taxiways, Aprons and Taxilanes - 2015

Financing Plan & Tentative Schedule

Project No: 93129

Type: Airports

Supervisor District(s) 3

All Figures in Thousands

Revenue	by Funding Source	Prior FY*	FY 16/17	FY 17/18	FY 18/19	FY 19/20	FY 20/21	FY 21/22- 25/26	FY 26/27- 35/36	Total
ACO - Accumulative Capital Outlay		\$19	\$0	\$0	\$0	\$0	\$0	\$0	\$0	\$20
FAA		\$260	\$10	\$0	\$0	\$0	\$0	\$0	\$0	\$270
State Aeronautics Division		\$12	\$1	\$0	\$0	\$0	\$0	\$0	\$0	\$13
Total		\$292	\$11	\$0	\$0	\$0	\$0	\$0	\$0	\$303

All Figures in Thousands

Expenditures	Prior FY*	FY 16/17	FY 17/18	FY 18/19	FY 19/20	FY 20/21	FY 21/22- 25/26	FY 26/27- 35/36	Total
Design - Consultant	\$30	\$0	\$0	\$0	\$0	\$0	\$0	\$0	\$30
Design - Staff	\$2	\$0	\$0	\$0	\$0	\$0	\$0	\$0	\$2
Construction Mgmt - Consultant	\$35	\$11	\$0	\$0	\$0	\$0	\$0	\$0	\$46
Construction Mgmt - Staff	\$0	\$0	\$0	\$0	\$0	\$0	\$0	\$0	\$0
Direct Construction Costs	\$225	\$0	\$0	\$0	\$0	\$0	\$0	\$0	\$225
Total	\$292	\$11	\$0	\$0	\$0	\$0	\$0	\$0	\$303

Project Schedule	Prior FY*	FY 16/17	FY 17/18	FY 18/19	FY 19/20	FY 20/21	FY 21/22- 25/26	FY 26/27- 35/36	
Planning/Environmental									
Design									
Right Of Way									
Construction									
Environmental Monitoring									

*Prior FY includes actual revenue and expenditures through 06/30/15, plus amounts budgeted through 06/30/16.



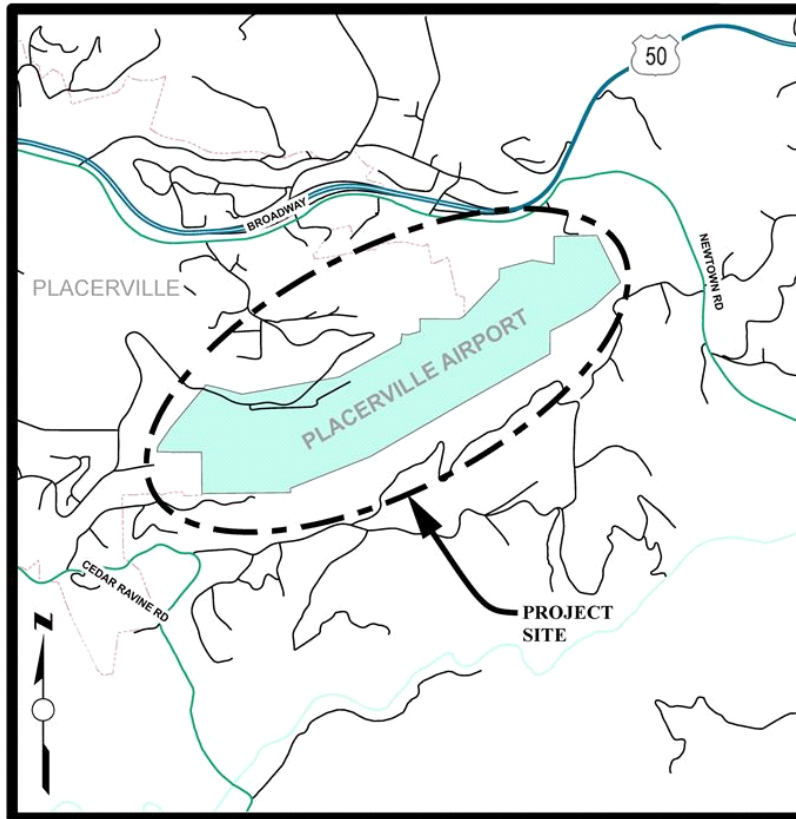
Taxiway Edge Lights

CIP Project Summary

Project No: 93130

Type: Airports

Supervisor District(s) 3



LOCATION MAP

NOT TO SCALE

Project Description:

Placerville Airport - The existing taxiway edge lights at Placerville Airport are stake mounted and are serviced by direct-burial cable and an old regulator. The existing taxiway edge light circuit is old and requires considerable maintenance. This project includes the removal of the existing taxiway lights and installation of new base-mounted taxiway lights, new lighted signs, new duct, and new cable. A new regulator will also be installed in the electrical vault to power the new taxiway circuit.

Expenditures thru 6/30/2015: \$0

Project Initiation Date: 05/05/09



Taxiway Edge Lights

Financing Plan & Tentative Schedule

Project No: 93130

Type: Airports

Supervisor District(s) 3

All Figures in Thousands

Revenue by Funding Source	Prior FY*	FY 16/17	FY 17/18	FY 18/19	FY 19/20	FY 20/21	FY 21/22-25/26	FY 26/27-35/36	Total
ACO - Accumulative Capital Outlay	\$2	\$7	\$40	\$0	\$0	\$0	\$0	\$0	\$49
FAA-Anticipated	\$0	\$59	\$360	\$0	\$0	\$0	\$0	\$0	\$419
Total	\$2	\$65	\$400	\$0	\$0	\$0	\$0	\$0	\$467

All Figures in Thousands

Expenditures	Prior FY*	FY 16/17	FY 17/18	FY 18/19	FY 19/20	FY 20/21	FY 21/22-25/26	FY 26/27-35/36	Total
Planning/Env - Consultant	\$2	\$0	\$0	\$0	\$0	\$0	\$0	\$0	\$2
Planning/Env - Staff	\$0	\$0	\$0	\$0	\$0	\$0	\$0	\$0	\$0
Design - Consultant	\$0	\$65	\$0	\$0	\$0	\$0	\$0	\$0	\$65
Design - Staff	\$0	\$0	\$0	\$0	\$0	\$0	\$0	\$0	\$0
Construction Mgmt - Consultant	\$0	\$0	\$60	\$0	\$0	\$0	\$0	\$0	\$60
Construction Mgmt - Staff	\$0	\$0	\$6	\$0	\$0	\$0	\$0	\$0	\$6
Direct Construction Costs	\$0	\$0	\$334	\$0	\$0	\$0	\$0	\$0	\$334
Total	\$2	\$65	\$400	\$0	\$0	\$0	\$0	\$0	\$467

Project Schedule	Prior FY*	FY 16/17	FY 17/18	FY 18/19	FY 19/20	FY 20/21	FY 21/22-25/26	FY 26/27-35/36	
Planning/Environmental									
Design									
Right Of Way									
Construction									
Environmental Monitoring									

*Prior FY includes actual revenue and expenditures through 06/30/15, plus amounts budgeted through 06/30/16.



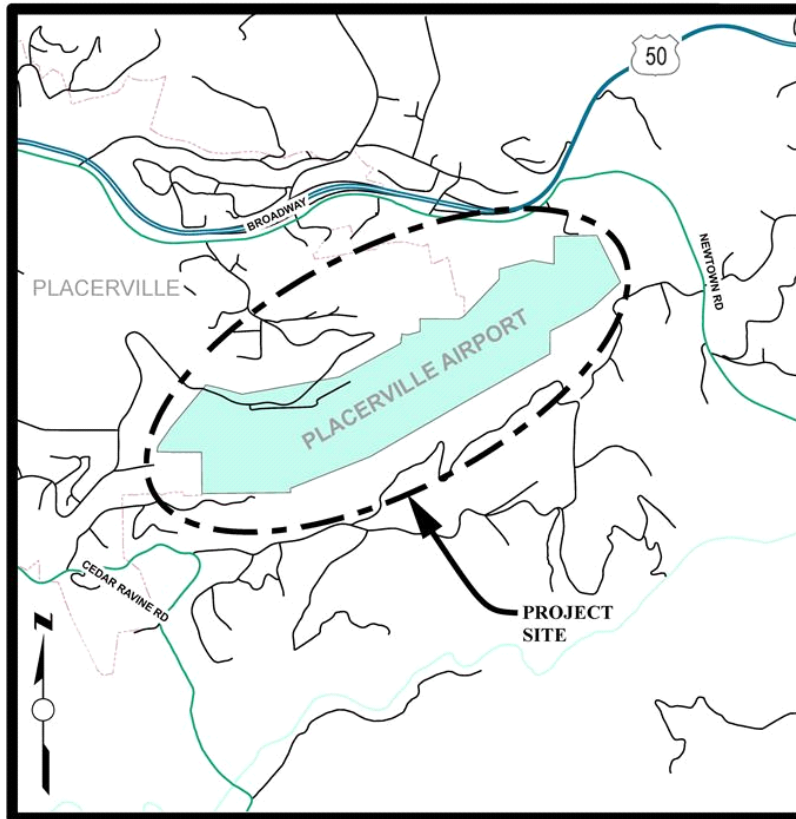
Update Pavement Maintenance/Management Program

CIP Project Summary

Project No: 93131

Type: Airports

Supervisor District(s) 3



LOCATION MAP

NOT TO SCALE

Project Description:

Placerville Airport - Develop a Pavement Maintenance Program (PMP).

The key elements of the PMP are:

- * Determine geological or meteorological conditions that may affect the life of a pavement structure
- * Inspection Schedule
- * Pavement Inventory
- * Distress Identification Index
- * Inspection Reports
- * Economic Analysis and Prioritizing System
- * Program Funding and Programming

The maintenance program will not only assure proper and timely maintenance but can also be used to justify the necessary funding.

Expenditures thru 6/30/2015: \$0

Project Initiation Date: 10/01/14



Update Pavement Maintenance/Management Program

Financing Plan & Tentative Schedule

Project No: 93131

Type: Airports

Supervisor District(s) 3

All Figures in Thousands

Revenue by Funding Source	Prior FY*	FY 16/17	FY 17/18	FY 18/19	FY 19/20	FY 20/21	FY 21/22-25/26	FY 26/27-35/36	Total
ACO - Accumulative Capital Outlay	\$1	\$2	\$0	\$0	\$0	\$0	\$0	\$0	\$2
FAA-Anticipated	\$11	\$26	\$0	\$0	\$0	\$0	\$0	\$0	\$37
State Aeronautics Division	\$1	\$1	\$0	\$0	\$0	\$0	\$0	\$0	\$2
Total	\$12	\$29	\$0	\$0	\$0	\$0	\$0	\$0	\$41

All Figures in Thousands

Expenditures	Prior FY*	FY 16/17	FY 17/18	FY 18/19	FY 19/20	FY 20/21	FY 21/22-25/26	FY 26/27-35/36	Total
Planning/Env - Consultant	\$12	\$28	\$0	\$0	\$0	\$0	\$0	\$0	\$40
Planning/Env - Staff	\$0	\$1	\$0	\$0	\$0	\$0	\$0	\$0	\$1
Total	\$12	\$29	\$0	\$0	\$0	\$0	\$0	\$0	\$41

Project Schedule	Prior FY*	FY 16/17	FY 17/18	FY 18/19	FY 19/20	FY 20/21	FY 21/22-25/26	FY 26/27-35/36	
Planning/Environmental									
Design									
Right Of Way									
Construction									
Environmental Monitoring									

*Prior FY includes actual revenue and expenditures through 06/30/15, plus amounts budgeted through 06/30/16.



Cost Estimate by Phase Summary

Airports-Placerville

All Figures In Thousands

	<i>Prior*</i>	<i>16/17</i>	<i>17/18</i>	<i>18/19</i>	<i>19/20</i>	<i>20/21</i>	<i>21/22- 25/26</i>	<i>26/27- 35/36</i>	<i>Total</i>
<i>Construction Mgmt - Consultant</i>	35	11	60	0	72	53	0	0	230
<i>Construction Mgmt - Staff</i>	0	0	6	0	11	0	0	0	17
<i>Design - Consultant</i>	30	65	0	70	0	0	0	0	164
<i>Design - Staff</i>	2	0	0	5	0	0	0	0	7
<i>Direct Construction Costs</i>	225	0	334	0	468	298	0	0	1,324
<i>Planning/Env - Consultant</i>	14	212	13	105	10	0	0	0	354
<i>Planning/Env - Staff</i>	0	2	0	0	0	0	0	0	2
Totals	306	290	413	180	560	350	0	0	2,099



Revenue Source Summary Airports-Placerville

All Figures In Thousands

	<i>Prior*</i>	<i>16/17</i>	<i>17/18</i>	<i>18/19</i>	<i>19/20</i>	<i>20/21</i>	<i>21/22- 25/26</i>	<i>26/27- 35/36</i>	<i>Total</i>
ACO - Accumulative Capital Outlay	22	27	44	18	56	35	0	0	202
FAA	260	10	0	0	0	0	0	0	270
FAA-Anticipated	11	251	369	162	504	315	0	0	1,612
Placerville Airport Enterprise Fund	0	0	0	0	0	0	0	0	0
State Aeronautics Division	12	2	0	0	0	0	0	0	14
<i>Totals</i>	306	290	413	180	560	350	0	0	2,099