



EL DORADO TRANSIT

AB2766 Motor Vehicle Emission Reduction Grant, 2016 & 2017

December 11, 2015

Prepared by:

**El Dorado County Transit Authority
6565 Commerce Way
Diamond Springs, CA 95619
(530) 642-5383
www.eldoradotransit.com**

**RECEIVED
DEC 11 2015
AQMD**

AB 2766 Motor Vehicle Emission Reduction Grant, 2016 & 2017

El Dorado County Transit Authority

2015 Board of Directors

Chair: Director Trisha Wilkins, Placerville City Councilmember

Vice Chair: Director Brian Veerkamp, County of El Dorado Board of Supervisors, District 3

Directors: Director Ron Mikulaco, County of El Dorado Board of Supervisors, District 1
Director Shiva Frentzen, County of El Dorado Board of Supervisors, District 2
Director Patty Borelli, Placerville City Councilmember

Executive Director: Mindy Jackson, El Dorado County Transit Authority

Mission Statement: *To provide safe, reliable, courteous, attractive, effective and comfortable public transit, coordinate transit services, reduce vehicle miles traveled on the Western Slope of El Dorado County and actively support reducing emissions to improve air quality.*

PROJECT SUMMARY

Applicant: El Dorado County Transit Authority
Contact Person: Brian James, Planning and Marketing Manager
Address: 6565 Commerce Way, Diamond Springs, CA 95619
Telephone: (530) 642-5383 x 201 **Fax:** (530) 622-2877
Email: bjames@eldoradotransit.com

Project Description:

The El Dorado County Transit Authority (El Dorado Transit) proposes to provide parking and shuttle services for the El Dorado County Fair in June 2016 and June 2017. With funding, parking and shuttle services will be provided beginning thirty (30) minutes before opening and ending thirty (30) minutes after closing on all four days of the County Fair's operations. The shuttle will be free to the public and will provide round-trip service from two (2) parking locations; the Library/Government Center on Fair Lane, and the WalMart parking lot at Forni Road and Missouri Flat Road. Shuttle buses will board and disembark Fair passengers at the Green Gate of the County Fairgrounds located on Placerville Drive. Three (3) to seven (7) transit vehicles will be in simultaneous service during the Fair's hours of operation, according to demand. El Dorado Transit will provide all drivers, support and management personnel necessary for shuttle operations.

Estimated Emission Reductions/Costs-Effectiveness	
Useful Life of Project (years)	2
Total Lifetime Emissions Reduced (lbs. of ROG, NOx, PM-10)	96 lbs.
Cost-Effectiveness (total project costs)	\$839.91/lb.
Cost-Effectiveness (AQMD Funded project costs)	\$671.93/lb.

2016

Budget Summary	AB2766 Funds	\$ Matching Funds	In-Kind Match	Total Project Costs
Materials	\$0	\$0	\$2,300	\$2,300
Personnel	\$31,512	\$5,378	\$0	\$36,890
Other	\$0	\$0	\$200	\$200
TOTAL	\$31,512	\$5,378	\$2,500	\$39,390

2017

Budget Summary	AB2766 Funds	\$ Matching Funds	In-Kind Match	Total Project Costs
Materials	\$0	\$0	\$2,300	\$2,300
Personnel	\$32,217	\$5,554	\$0	\$37,771
Other	\$0	\$0	\$200	\$200
TOTAL	\$32,217	\$5,554	\$2,500	\$40,271

CONTENTS CHECKLIST

Applicant: El Dorado County Transit Authority

Project: El Dorado County Fair Shuttle 2016-2017

- Project Summary Sheet.....Cover
- Request for Proposed Contents Checklist
- Authorization Letter / Resolution..... 1
- Project Description.....3
- Project Organization/Background.....5
- Emission Benefits/Cost Effectiveness.....6
- Work Statement.....8
- Funding Request/Cost Breakdown.....9
- Matching Funds.....12
- Self-Monitoring Program.....13
- Two (2) Copies of Proposal

Appendices

- Appendix A Excerpts from Emission Factor Tables, May 2013
- Appendix B Examples of Project Timecard, Trip Sheet and Operations Report
- Appendix C Letters of Commitment/Support
- Appendix D Samples of Advertising and Outreach



EL DORADO TRANSIT

EL DORADO COUNTY TRANSIT AUTHORITY RESOLUTION NO. 15-16

RESOLUTION OF THE BOARD OF DIRECTORS OF THE EL DORADO COUNTY TRANSIT AUTHORITY TO SUBMIT A PROPOSAL FOR ASSEMBLY BILL 2766 (AB 2766) MOTOR VEHICLE EMISSION REDUCTION PROJECTS

WHEREAS, the California Clean Air Act requires local air pollution control districts to reduce emissions from motor vehicles; and

WHEREAS, AB 2766, codified in California Health and Safety Code section 44223, authorizes districts to impose a fee of up to four dollars upon certain registered motor vehicles within the district, and the Governing Board of the El Dorado County Air Quality Management District (EDC AQMD) has imposed said fee; and

WHEREAS, said legislation requires the EDC AQMD to use said funds for activities related to reducing air pollution from motor vehicles and for related planning, monitoring, enforcement, and technical studies necessary for the implementation of the California Clean Air Act of 1988; and

WHEREAS, El Dorado County Transit Authority (El Dorado Transit) is an eligible applicant for AB 2766 projects; and

WHEREAS, the EDC AQMD has published a request for proposals for AB 2766 funding; and

WHEREAS, EDCTA will prepare grant applications for projects;


BE IT HEREBY RESOLVED AND ORDERED, that the Chairman of the El Dorado County Transit Authority is hereby authorized and directed to submit proposals for Assembly Bill 2766, Motor Vehicle Emission Reduction Projects, and to execute all necessary actions to carry out the purpose of this resolution;

BE IT FURTHER RESOLVED, that Mindy Jackson, Executive Director be the contact person for the El Dorado County Transit Authority, 6565 Commerce Way, Diamond Springs, California 95619, (530) 642-5383 extension 210, and that Mindy Jackson, Executive Director shall be authorized to execute all documentation resulting from these Applications;

BE IT FURTHER RESOLVED, that El Dorado County Transit Authority will make all reasonable efforts to include matching funds in the proposed budget for Fiscal Years 2015/16 and 2016/17.


PASSED AND ADOPTED BY THE GOVERNING BOARD OF THE EL DORADO COUNTY TRANSIT AUTHORITY at a regular meeting of said Board, held on the 3rd Day of December 2015, by the following vote of said Board:

AYES: PB , SF, TW NOES: 0 ABSTAIN: 0 ABSENT: RM, BV



Trisha Wilkins, Chair

ATTEST:



Maria Harris, Secretary to the Board

11-1429 8E 10 of 54

PROJECT DESCRIPTION

Objectives

The El Dorado County Transit Authority (El Dorado Transit) proposes to provide parking and shuttle services for the El Dorado County Fair in June 2016 and June 2017. The El Dorado County Fair Shuttle will significantly reduce congestion; lower emissions related to excessive idling and provide a safe comfortable alternative to parking in and around the Fairgrounds. The shuttle will provide a regional mitigation to traffic congestion on Forni Road, Placerville Drive and Highway 50 in Placerville. By providing the option of convenient off-site parking and shuttle service, pedestrian traffic along Placerville Drive will also be reduced and public safety improved.

El Dorado Transit is an experienced shuttle operator and has provided a County Fair Shuttle since 1990. In June, 2015 the County Fair Shuttle project provided 10,525 passenger trips over the four (4) day operation.

Scope of Work

With funding, parking and shuttle services will be provided beginning thirty (30) minutes before opening and ending thirty (30) minutes after closing on all four days of the County Fair's operations. The shuttle will be free to the public and provide round-trip service from two (2) possible parking locations; the County of El Dorado Library/Government Center on Fair Lane and the WalMart parking lot at Forni Road and Missouri Flat Road. Shuttle buses will board and disembark Fair passengers at the Green Gate of the County Fairgrounds on Placerville Drive. Three (3) to seven (7) transit vehicles will be in simultaneous service during the Fair's hours of operation, according to demand. El Dorado Transit will provide all resources necessary for shuttle operations.

El Dorado Transit proposes to provide the following with grant funding:

- A base of approximately 260 hours of passenger service, and up to 290 hours of service depending on demand, with up to seven (7) transit buses with capacity for twenty-seven (27) to forty-five (45) passengers each
- An Americans with Disabilities Act (ADA) compliant wheelchair accessible van on-site for the duration of the event. Support staff: Transit Drivers, Operations Supervisors, Transit Dispatchers, Equipment Mechanics and project managers
- Outreach and regional marketing; including website notifications, announcements, press releases and advertisements in local newspapers
- Shuttle and Parking signage; signage shall range in size from 8.5"x11" to 11"x17"
- Liaison with County and/or private facilities management for off-site parking
- Public liability insurance coverage
- Associated contract administration costs
- Placards/fare box covers on shuttle buses including acknowledgement of Air Quality Management District (AQMD) funding; Placards may vary in size from 8.5"x11" up to 11"x17" to be placed in safe reasonable locations within the vehicles. Proposal pricing is based upon the above indicated signage sizing.

- Coordination with partner agencies and local law enforcement

The El Dorado County Fair Association is committed to providing a twenty-percent (20%) match with a combination of dollars and in-kind resources, as follows:

- Outreach and regional marketing; including website production and maintenance, announcements and advertisements in local newspapers
- Support staff for coordination and support of shuttle operations
- Matching funds totaling at least twenty percent (20%) of the project budget

PROJECT ORGANIZATION/BACKGROUND

Project Organization

El Dorado Transit will administer the El Dorado County Air Quality Management District (AQMD) contract for the 2016 and 2017 County Fair Shuttles. With funding, El Dorado Transit will manage off-site parking agreements and provide public liability insurance, vehicle maintenance and support, shuttle vehicles, drivers and appropriate support staff to ensure public safety. El Dorado Transit will provide the AQMD with quarterly performance reports, as required, to ensure the project is on schedule and within parameters.

Background

El Dorado Transit has provided public transportation services for the Western Slope of El Dorado County since 1975. Established as a Joint Powers Agency with the County of El Dorado and the City of Placerville, El Dorado Transit provides public transportation to the community in the form of local fixed routes; curb-to-curb Dial-A-Ride; Sac-Med non-emergency medical transportation; complementary paratransit in Placerville; commuter routes from Placerville to downtown Sacramento; route to the Sacramento Light Rail Station in Folsom; and contracted transportation for social service agencies. El Dorado Transit provided a combined 374,317 passenger trips during Fiscal Year (FY) 2014/15.

Sixty-one (61) employees provide transportation services fourteen and one-half (14 ½) hours a day, Monday through Friday, and limited weekend hours. All components necessary to provide public transportation are housed within the Transit Operations and Maintenance Facility at 6565 Commerce Way, Diamond Springs, California 95619. El Dorado Transit maintains and schedules a fleet of fifty-eight (58) vehicles, including wheelchair accessible mini-vans; lift-equipped buses with capacity ranging from twenty (20) up to fifty-seven (57) passengers, two (2) mobile mechanics' trucks and seven (7) staff vehicles. In-house services include operations; dispatching and scheduling; trip planning; vehicle maintenance; transit planning; marketing and full administrative support.

El Dorado Transit management, drivers and staff have a distinguished level of commitment and competence in providing efficient public transportation to the residents of the Western Slope of El Dorado County. Twenty-two (22) regular Transit Drivers received safe driving commendations for 2014. Management and supervisory employees have completed the accredited Paratransit and Transit Management Program.

El Dorado Transit is an experienced shuttle operator. The agency has provided annual shuttle service for the El Dorado County Fair since 1990. In June 2015 the County Fair Shuttle project provided 10,525 passenger trips, averaging 2,600 boardings per day over the four day operation.

EMISSIONS BENEFITS/COST EFFECTIVENESS

VANPOOLS AND SHUTTLES

Subcategory: (4c) Transit Operations (new service, shuttles, fuel subsidies)

Air District Name: El Dorado County APCD

Local Government Name: Not Applicable

Project Name: El Dorado County Fair Shuttle 2016-2017

Description: Parking Shuttle Service to the El Dorado County Fair

Implementing Agency:

Private Agency: No

FUNDING:

MV Fees Funding:(PY)	<u>\$ 61,137</u>	MSRC Funding:	<u>\$ -</u>
Moyer Funding:	<u>\$ -</u>	CMAQ Funding:	<u>\$ -</u>
Other Co Funding:(PY)	<u>\$ 15,284</u>		

ANALYSIS:

Capital Recovery Factor	<u>0.52</u>	Annual Auto Trips Reduced:	<u>8,607</u>
Project Analysis Period	<u>2 yrs</u>	Annual Auto VMT Reduced:	<u>31,559</u>
Annual Operating Days (D):	<u>4</u>		
	<i>days</i>		
Daily Ridership [R]:	<u>3,020</u>		
	<i>trips (riders)/day</i>		
Annual Van VMT:	<u>2,677</u>		
	<i>annual miles traveled</i>		
Adjustment (auto trips):	<u>0.95</u>	<i>This factor equals the portion of riders who are NOT vanpool dependent.</i>	
Replaced Auto Trip Length (L):	<u>4</u>	<i>miles in one direction of trip</i>	
Adjustment (AA):	<u>0.95</u>	<i>This factor equals the portion of riders who drive to the vanpool service.</i>	
Auto Access Trip Length (LL):	<u>5</u>	<i>miles in one direction of trip</i>	

EMISSION FACTORS:

	Auto Trip End Factors	Auto VMT Factors	Van VMT Factors
ROG:	0.584 <i>grams</i>	0.191 <i>grams</i>	0.03 <i>grams</i>
N0x:	0.298 <i>per</i>	0.217 <i>per</i>	0.63 <i>per</i>
PM10(2.5):	0.003 <i>trip</i>	0.094 <i>mile</i>	0.04 <i>mile</i>
EMISSIONS REDUCTIONS	Pounds per Year	Tons per Year	
ROG:	24	0.01	
N0x:	17	0.01	
PM10(2.5):	<u>6</u>	<u>0.00</u>	
Total	48	0.02	

COST EFFECTIVENESS:

MV Fees and/or Moyer Funds:	<u>\$ 671.93</u> per pound	<u>\$ 1,343,867.00</u> per ton
CMAQ Funds:	<u>\$ -</u> per pound	<u>\$ -</u> per ton
All Funding Sources:	<u>\$ 839.91</u> per pound	<u>\$ 1,679,829.00</u> per ton

WORK STATEMENT

The following table outlines basic work elements required for the provision of the El Dorado County Fair Shuttle 2016 and 2017:

Phase/Task	Timeline	Description	Deliverables
Planning and Preparation	July 2015 – May 2016 July 2016 – May 2017	Notice to Proceed/Contract Execution	Executed Contract
		Preparation of informational/promotional/advertising materials for print and website publication	Copy/Artwork for print publication and Copy/Artwork for website production including acknowledgement of AQMD funding
		Press release and email preparation and distribution	Copy of Press Releases and emails including acknowledgement of AQMD funding
		Design and production of signage for shuttle operations	Operational Signs and Placards including acknowledgement of AQMD funding
		Route planning, scheduling and staff training	Meeting Agendas/Notes, Schedules, Staff Training Materials and Sign-In Sheets
		Procurement of materials and supplies	Account Listing(s)
		Acquisition of Insurance Certificates	Certificates of Insurance
		Collaboration with transportation partners and local law enforcement	Meeting Agendas/Notes
		Vehicle/parking site/shuttle stop preparation	Copies of Project Checklists/*Project Timecards, Work Orders
		Reporting	Quarterly Reports and Invoices as required
Shuttle Operations	June 2016 June 2017	Parking shuttle service	*Trip Sheets, *Project Timecards
		Vehicle Maintenance	Work Orders
		Site breakdown	n/a
		Reporting	Quarterly Reports and Invoices as required
Project Closeout	July 2016 – September 2016 July 2017 – September 2017	After Action Meeting(s) with staff and partner agencies	Meeting Agendas/Notes
		Preparation of Final Report	Final Project Report, Final Invoice

*Examples of the Project Timecard and Trip Sheet are included in Appendix B.

FUNDING REQUEST/COST BREAKDOWN

The El Dorado County Transit Authority (El Dorado Transit) proposes to operate a parking shuttle service for the 2016 and 2017 El Dorado County Fair. The following table illustrates the projected project costs, by work element, and the proportion of costs to be paid with AB 2766 DMV surcharge fees and matching funds:

2016	AB2766 Funds	Matching Funds	In-Kind Match	Total Project Costs
Materials	\$0	\$0	\$2,300	\$2,300
Personnel	\$31,512	\$5,378	\$0	\$36,890
Other	\$0	\$0	\$200	\$200
TOTAL	\$31,512	\$5,378	\$2,500	\$39,390

2017	AB2766 Funds	Matching Funds	In-Kind Match	Total Project Costs
Shuttle Operations	\$0	\$0	\$2,300	\$2,300
Marketing and Outreach	\$32,217	\$5,554	\$0	\$37,771
Material and Supplies	\$0	\$0	\$200	\$200
TOTAL	\$32,217	\$5,554	\$2,500	\$40,271

El Dorado Transit is requesting total allocation of \$63,729 in AB2766 DMV Surcharge funds for eligible expenditures directly related to the provision of this two (2) year project. This funding will provide for a portion of shuttle operations.

El Dorado County Transit Authority

Fair Shuttle Estimate, June 2016

Line Item	Title/Classification	Approximate No. of Hours	Base Salary Rate Per Hr	Benefit Per Hr	Total Rate Per Hr	Total Costs
	Shuttle Prep and Closing					
	Planning & Marketing Manager	*	\$25.96	\$18.78	\$44.74	*
	Operations Supervisor	*	\$30.59	\$23.51	\$54.10	*
	Operations Supervisor	*	\$27.23	\$22.19	\$49.42	*
	Operations Supervisor	*	\$24.70	\$21.19	\$45.89	*
	Office Assistant II	*	\$16.22	\$16.04	\$32.26	*
	Fiscal Administration Manager	*	\$36.56	\$21.75	\$58.31	*
1	Subtotal					\$7,027.84
	Training					
	Transit Driver Step 1	*	\$15.83	\$17.71	\$33.54	*
	Transit Driver Step 2	*	\$16.63	\$18.02	\$34.65	*
	Transit Driver Step 3	*	\$17.46	\$18.35	\$35.81	*
	Transit Driver Step 4	*	\$18.33	\$18.69	\$37.02	*
	Transit Driver Step 5	*	\$19.25	\$19.05	\$38.30	*
	Transit Driver Step 6	*	\$20.21	\$19.43	\$39.64	*
	Transit Driver Step 7	*	\$21.22	\$19.83	\$41.05	*
	Transit Driver Longevity @ 2.5%	*	\$21.75	\$20.03	\$41.78	*
	Transit Driver Longevity @ 5%	*	\$22.28	\$20.24	\$42.52	*
	Transit Driver Longevity @ 7.5%	*	\$22.81	\$20.45	\$43.26	*
2	Subtotal					\$922.42
	Shuttle Operation					
	Transit Driver Step 1	*	\$15.83	\$17.71	\$33.54	*
	Transit Driver Step 1 with Skill Pay	*	\$16.83	\$18.10	\$34.93	*
	Transit Driver Step 2	*	\$16.63	\$18.02	\$34.65	*
	Transit Driver Step 2 with Skill Pay	*	\$17.63	\$18.42	\$36.05	*
	Transit Driver Step 3	*	\$17.46	\$18.35	\$35.81	*
	Transit Driver Step 3 with Skill Pay	*	\$18.46	\$18.74	\$37.20	*
	Transit Driver Step 4	*	\$18.33	\$18.69	\$37.02	*
	Transit Driver Step 4 with Skill Pay	*	\$19.33	\$19.08	\$38.41	*
	Transit Driver Step 5	*	\$19.25	\$19.05	\$38.30	*
	Transit Driver Step 5 with Skill Pay	*	\$20.25	\$19.44	\$39.69	*
	Transit Driver Step 6	*	\$20.21	\$19.43	\$39.64	*
	Transit Driver Step 6 with Skill Pay	*	\$21.21	\$19.82	\$41.03	*
	Transit Driver Step 7	*	\$21.22	\$19.83	\$41.05	*
	Transit Driver Step 7 with Skill Pay	*	\$22.22	\$20.22	\$42.44	*
	Transit Driver Longevity @ 2.5%	*	\$21.75	\$20.03	\$41.78	*
	Transit Driver Longevity @ 2.5% with Skill Pay	*	\$22.75	\$20.43	\$43.18	*
	Transit Driver Longevity @ 5%	*	\$22.28	\$20.24	\$42.52	*
	Transit Driver Longevity @ 5% with Skill Pay	*	\$23.28	\$20.64	\$43.92	*
	Transit Driver Longevity @ 7.5%	*	\$22.81	\$20.45	\$43.26	*
	Transit Driver Longevity @ 7.5% with Skill Pay	*	\$23.81	\$20.84	\$44.65	*
	Equipment Mechanic	*	\$3.60		\$3.60	*
	Equipment Mechanic	*	\$3.60		\$3.60	*
	Equipment Mechanic	*	\$3.60		\$3.60	*
3	Subtotal					\$10,146.11
4	Total Personnel					\$18,096.37
	Materials & Supplies					
	Advertising, Signage & materials	*				*
5	Total Materials & Supplies					\$1,700.00
	Transit Equipment					
	Commuter Bus	*			\$70.21	*
	Cut-a-Way Bus	*			\$37.70	*
	ADA Accessible Mini-van	*			\$23.82	*
	Staff Support Car	*			\$24.57	*
6	Total Transit Equipment					\$16,012.94
7	Contingency 10%					\$3,580.93
PROJECT SUB TOTAL (less Contingency):						\$0.00
PROJECT GRAND TOTAL:						\$35,809.30
Matching Funds						\$0.00
In-Kind Match						\$0.00
Total Matching Funds						0.00% \$0.00
Funding Request Amount						110.00% \$39,390.23

El Dorado County Transit Authority

Fair Shuttle Estimate, June 2017

Line Item	Title/Classification	Approximate No. of Hours	Base Salary Rate Per Hr	Benefit Per Hr	Total Rate Per Hr	Total Costs
	Shuttle Prep and Closing					
	Planning & Marketing Manager	*	\$27.26	\$18.34	\$45.60	*
	Operations Supervisor	*	\$32.12	\$27.03	\$59.15	*
	Operations Supervisor	*	\$28.59	\$25.64	\$54.23	*
	Operations Supervisor	*	\$25.93	\$24.60	\$50.53	*
	Office Assistant II	*	\$17.03	\$19.19	\$36.22	*
	Fiscal Administration Manager	*	\$38.71	\$21.66	\$60.37	*
1	Subtotal					\$7,555.57
	Training					
	Transit Driver Step 1	*	\$16.63	\$20.94	\$37.57	*
	Transit Driver Step 2	*	\$17.46	\$21.27	\$38.73	*
	Transit Driver Step 3	*	\$18.33	\$21.61	\$39.94	*
	Transit Driver Step 4	*	\$19.25	\$21.97	\$41.22	*
	Transit Driver Step 5	*	\$20.21	\$22.35	\$42.56	*
	Transit Driver Step 6	*	\$21.22	\$22.75	\$43.97	*
	Transit Driver Step 7	*	\$22.28	\$23.16	\$45.44	*
	Transit Driver Longevity @ 2.5%	*	\$22.84	\$23.38	\$46.22	*
	Transit Driver Longevity @ 5%	*	\$23.39	\$22.22	\$45.61	*
	Transit Driver Longevity @ 7.5%	*	\$23.95	\$23.82	\$47.77	*
2	Subtotal					\$1,021.09
	Shuttle Operation					
	Transit Driver Step 1	*	\$16.63	\$20.94	\$37.57	*
	Transit Driver Step 1 with Skill Pay	*	\$17.63	\$21.34	\$38.97	*
	Transit Driver Step 2	*	\$17.46	\$21.27	\$38.73	*
	Transit Driver Step 2 with Skill Pay	*	\$18.46	\$21.66	\$40.12	*
	Transit Driver Step 3	*	\$18.33	\$21.61	\$39.94	*
	Transit Driver Step 3 with Skill Pay	*	\$19.33	\$22.00	\$41.33	*
	Transit Driver Step 4	*	\$19.25	\$21.97	\$41.22	*
	Transit Driver Step 4 with Skill Pay	*	\$20.25	\$22.36	\$42.61	*
	Transit Driver Step 5	*	\$20.21	\$22.35	\$42.56	*
	Transit Driver Step 5 with Skill Pay	*	\$21.21	\$22.74	\$43.95	*
	Transit Driver Step 6	*	\$21.22	\$22.75	\$43.97	*
	Transit Driver Step 6 with Skill Pay	*	\$22.22	\$23.14	\$45.36	*
	Transit Driver Step 7	*	\$22.28	\$23.16	\$45.44	*
	Transit Driver Step 7 with Skill Pay	*	\$23.28	\$23.56	\$46.84	*
	Transit Driver Longevity @ 2.5%	*	\$22.84	\$23.38	\$46.22	*
	Transit Driver Longevity @ 2.5% with Skill Pay	*	\$23.84	\$23.78	\$47.62	*
	Transit Driver Longevity @ 5%	*	\$23.39	\$22.22	\$45.61	*
	Transit Driver Longevity @ 5% with Skill Pay	*	\$24.39	\$23.99	\$48.38	*
	Transit Driver Longevity @ 7.5%	*	\$23.95	\$23.82	\$47.77	*
	Transit Driver Longevity @ 7.5% with Skill Pay	*	\$24.95	\$24.21	\$49.16	*
	Equipment Mechanic	*	\$3.60		\$3.60	*
	Equipment Mechanic	*	\$3.60		\$3.60	*
	Equipment Mechanic	*	\$3.60		\$3.60	*
3	Subtotal					\$11,215.44
4	Total Personnel					\$18,096.37
	Materials & Supplies					
	Advertising, Signage & materials	*				*
5	Total Materials & Supplies					\$1,700.00
	Transit Equipment					
	Commuter Bus	*			\$73.72	*
	Cut-a-Way Bus	*			\$39.59	*
	ADA Accessible Mini-van	*			\$25.01	*
	Staff Support Car	*			\$25.80	*
6	Total Transit Equipment					\$16,814.09
7	Contingency 10%					\$3,661.05

PROJECT SUB TOTAL (less Contingency):	\$0.00
PROJECT GRAND TOTAL:	\$36,610.46
Matching Funds	\$0.00
In-Kind Match	\$0.00
Total Matching Funds	0.00%
Funding Request Amount	110.00%
	\$40,271.51

MATCHING FUNDS

2016

Source	Matching Funds	In-Kind Match	Purpose	Total Match
El Dorado County Fair Association	\$0	\$2,300	Materials	\$2,300
El Dorado County Fair Association	\$5,378	\$0	Personnel	\$5,378
El Dorado County Fair Association	\$0	\$200	Other	\$200
Total	\$5,378	\$2,500		\$7,878

2017

Source	Matching Funds	In-Kind Match	Purpose	Total Match
El Dorado County Fair Association	\$0	\$2,300	Materials	\$2,300
El Dorado County Fair Association	\$5,554	\$0	Personnel	\$5,554
El Dorado County Fair Association	\$0	\$200	Other	\$200
Total	\$5,554	\$2,500		\$8,054

The El Dorado County Fair Association will make a monetary contribution to the cost of the shuttle in the amount of at least \$5,378 in 2016 and \$5,554 in 2017 to offset costs related to shuttle operations, marketing and supplies.

The El Dorado County Fair Association and El Dorado Transit will develop, produce and distribute print advertising and promotional materials, email promotions, and maintain websites for marketing and outreach, valued at a minimum of \$2,300. In addition, El Dorado transit will develop and produce vehicle placards, shuttle signage and fare box covers to promote the Fair Shuttle.

El Dorado Transit Resolution No. 15-16 and a Letter of Support (Appendix C) are provided herein.

SELF-MONITORING PROGRAM

The El Dorado County Transit Authority (El Dorado Transit) proposes to provide parking shuttle service for the El Dorado County Fair in June 2016 and 2017. The El Dorado County Fair Shuttle will significantly reduce congestion; lower emissions related to excessive idling and provide a safe comfortable alternative to parking in and around the Fairgrounds. The shuttle will provide a regional mitigation to traffic congestion on Forni Road, Placerville Drive and Highway 50 in Placerville. By providing the option of convenient off-site parking and shuttle service, pedestrian traffic along Placerville Drive will also be reduced and public safety improved.

AB 2766 grants are performance based. For the El Dorado County Fair Shuttle, ridership will be the primary performance measure as it relates to the cost effectiveness of the project as a whole. Being a cooperative, customer service project; planning, preparation, collaboration and marketing are all vital to the success of the project. These activities must take place well in advance, during and after June 2016 and June 2017 when the shuttles are running. The effectiveness of all of these, however, is ultimately measured by the numbers of passengers who ride the shuttle. Ridership will be tracked by the driver, while shuttles are in service, utilizing standard trip sheets. Trip sheets include names, service times, vehicle numbers, miles traveled and passenger boardings. An example Trip Sheet is provided in Appendix B. All shuttle trip sheets will be collected at shift end, compiled and verified by the on-duty dispatcher or supervisor. Upon completion of shuttle operations, ridership and mileage data will be consolidated into a single Operations Report and provided to AQMD, as required. An example Operations Report is provided in Appendix B.

Accurately judging the cost effectiveness of the El Dorado County Fair Shuttle requires close monitoring of expenditures, tracking of project related activities and timely, detailed cost accounting. As a public transportation provider under a joint powers agreement with the County of El Dorado and City of Placerville, El Dorado Transit has extensive experience in reporting such performance measures and accounting to Federal, State and local government agencies as well as internally to its publicly elected Board of Directors. El Dorado Transit has sufficient staff to operate, market, manage, track and report on the performance of the El Dorado County Fair Shuttle. The Planning and Marketing Manager (PMM) will act as Project Manager and Agency Liaison for the shuttle. The PMM will be responsible for working with internal staff in the Operations, Maintenance and Accounting departments and with partner organizations and contractors to track project activities and expenditures. Documentation of all project related activities and expenditures will be maintained on file and made available for review to the AQMD, El Dorado County Auditor, California Air Resources Board, Bureau of State Audits, or their designated representatives for a minimum of three (3) years after final payment, unless otherwise required. Documentation may include but is not limited to the following: copies of project timecards, account listings, bank records, work orders, employee timecards, trip sheets, invoices, promotional materials and advertising, certificates of insurance, meeting agendas, sign-in sheets, and notes. El Dorado Transit will grant designated representatives access to such records during regular business hours at its offices, 6565 Commerce Way, Diamond Springs, CA 95619.

El Dorado Transit will provide the AQMD with quarterly performance reports, as required, to ensure the project is on schedule and within parameters. Reports may include but are not limited to; transaction details, account listings, project timecards, invoices and operations reports.

APPENDIX A

Excerpts from:

Methods for Find Cost-Effectiveness of Funding Air Quality Projects, Emission Factor Tables,
May 2013

**Methods to Find the Cost-Effectiveness of
Funding Air Quality Projects**

*For Evaluating
Motor Vehicle Registration Fee Projects
and
Congestion Mitigation and
Air Quality Improvement (CMAQ) Projects*

Emission Factor Tables

May 2013

California Air Resources Board

Table 1 Diesel Bus Emission Factors

(Through model year 2013)

Pollutant	Calendar Year	Model Year	Emission Factor (g/mi)	
			Average	45 MPH
ROG	2013	Entire Fleet	0.64	0.45
	2013	1973-83	0.84	1.30
	2013	1984-90	0.83	0.75
	2013	1991-93	0.82	0.59
	2013	1994-95	0.81	0.69
	2013	1996-2001	0.80	0.46
	2013	2002	0.80	0.43
	2013	2003 - 2006	0.15	0.07
	2013	2007 - 2009	0.03	0.01
	2013	2010 - 2013	0.03	0.01
CO	2013	Entire Fleet	2.95	3.43
	2013	1973-83	6.50	11.78
	2013	1984-90	6.05	7.18
	2013	1991-93	3.47	4.98
	2013	1994-95	2.32	7.24
	2013	1996-2001	1.82	1.76
	2013	2002	1.82	0.92
	2013	2003 - 2006	1.25	0.54
	2013	2007 - 2009	1.07	0.41
	2013	2010 - 2013	1.00	0.33
NOx	2013	Entire Fleet	16.40	12.09
	2013	1973-83	29.79	23.37
	2013	1984-90	27.23	22.06
	2013	1991-93	16.44	14.21
	2013	1994-95	19.25	16.14
	2013	1996-2001	17.61	13.87
	2013	2002	13.15	10.36
	2013	2003 - 2006	3.55	2.28
	2013	2007 - 2009	0.63	0.44
	2013	2010 - 2013	0.59	0.35
PM2.5 - Exhaust	2013	Entire Fleet	0.25	0.12
	2013	1973-83	0.38	0.19
	2013	1984-90	0.37	0.19
	2013	1991-93	0.34	0.18
	2013	1994-95	0.42	0.19
	2013	1996-2001	0.29	0.15
	2013	2002	0.17	0.09
	2013	2003 - 2006	0.03	0.01
	2013	2007 - 2009	0.04	0.01
	2013	2010 - 2013	0.03	0.01
PM2.5 - Tire Wear	All Years	All Years	0.002	Not Speed Dependent
PM2.5 - Brake Wear	All Years	All Years	0.361	Not Speed Dependent
PM2.5 - Road Dust*	All Years	All Years	0.022	Not Speed Dependent

See notes next page.

Table 3 Average Auto Emission Factors

(Fleet of Light-Duty Passenger Vehicles, Light-Duty Trucks, and Motor Cycles)

Analysis Period or Project Life	1-5 Years (2011- 2015)	6-10 Years (2011- 2020)	11-15 Years (2011- 2025)	16-20 Years (2011- 2030)
ROG				
VMT (g/mile)	0.191	0.153	0.132	0.119
commute trip ends (g/trip end)	0.764	0.614	0.521	0.462
average trip ends (g/trip end)	0.584	0.470	0.399	0.353
NO_x				
VMT (g/mile)	0.217	0.172	0.146	0.130
commute trip ends (g/trip end)	0.303	0.233	0.189	0.162
average trip ends (g/trip end)	0.298	0.231	0.189	0.162
PM_{2.5}				
VMT (g/mile)	0.087	0.087	0.087	0.087
running exhaust only (g/mile)	0.002	0.002	0.002	0.002
tire and brake wear (g/mile)	0.018	0.018	0.018	0.018
road dust (g/mile)	0.022	0.022	0.022	0.022
commute trip ends (g/trip end)	0.006	0.004	0.004	0.004
average trip ends (g/trip end)	0.003	0.003	0.003	0.004
CO				
VMT (g/mile)	2.239	1.783	1.518	1.356
commute trip ends (g/trip end)	6.046	4.847	4.083	3.593
average trip ends (g/trip end)	4.248	3.396	2.853	2.504

Source: EMFAC2011-LDV, statewide average annual emissions
 EMFAC2011 RTS Output runs use 50% relative humidity and 75 degrees Fahrenheit temperature.
 PM2.5, road dust: statewide average annual PM2.5 emission factor, based on US EPA's Compilation of Air
 Pollutant Emission Factors, Vol. 5 (AP-42, Chapter 13.2.1, Jan. 2011), 2008 VMT from EMFAC2011-SG, and ARB's
 Miscellaneous Process Methodology 7.9, Entrained Paved Road Travel, Paved Road Dust (updated Jan. 2013).

April 2013

Table 3A Average Auto Emission Factors

(Fleet of Light-Duty Passenger Vehicles, Light-Duty Trucks, and Motor Cycles)

Analysis Period or Project Life	1 Year 2011	1 Year 2012	1 Year 2013
ROG			
VMT (g/mile)	0.237	0.211	0.188
commute trip ends (g/trip end)	0.936	0.840	0.755
average trip ends (g/trip end)	0.713	0.642	0.578
NO_x			
VMT (g/mile)	0.272	0.240	0.213
commute trip ends (g/trip end)	0.381	0.339	0.299
average trip ends (g/trip end)	0.371	0.331	0.295
PM_{2.5}			
VMT (g/mile)	0.088	0.087	0.087
running exhaust only (g/mile)	0.003	0.003	0.002
tire and brake wear (g/mile)	0.018	0.018	0.018
road dust (g/mile)	0.022	0.022	0.022
commute trip ends (g/trip end)	0.007	0.006	0.006
average trip ends (g/trip end)	0.004	0.003	0.003
CO			
VMT (g/mile)	2.784	2.477	2.210
commute trip ends (g/trip end)	7.401	6.657	5.978
average trip ends (g/trip end)	5.215	4.679	4.198

Source: EMFAC2011-LDV, statewide average annual emissions
 EMFAC2011 RTS Output runs use 50% relative humidity and 75 degrees Fahrenheit temperature.
 PM2.5, road dust: statewide average annual PM2.5 emission factor, based on US EPA's Compilation of Air Pollutant Emission Factors, Vol. 5 (AP-42, Chapter 13.2.1, Jan. 2011), 2008 VMT from EMFAC2011-SG, and ARB's Miscellaneous Process Methodology 7.9, Entrained Paved Road Travel, Paved Road Dust (updated Jan. 2013).

April 2013

Tables 5A through 5F. Emission Rates for Medium-Heavy and Heavy-Heavy Duty Trucks and Buses.

The original Table 5 has been replaced by Tables 5A through 5F. These tables provide the user with more detail and the ability to choose the rate format (e.g. grams per mile, grams per gallon of fuel or grams per brake-horsepower-hour) to better match the data available to the analyst for completing the calculation. Sources for the emission rates are either engine certification data or EMFAC 2011 (see notes in the individual tables). Rates are provided for diesel or natural gas fuel.

To use these tables, find the emission rate of the model year (or certification rate, if known) of the engine that is to be replaced expressed in the units desired. Second, find the emission rate of the new engine based on its model year or certification rate (if known) expressed in the units desired (usually the same units as for the existing engine). Calculate the cost effectiveness using the rates and appropriate method as described in the Methods document.

Table 5-A
Diesel Engines
Medium Heavy-Duty and Heavy Heavy-Duty
Converted Emission Standards for Fuel Based Usage Calculations

Model Year	EO Certification Standards g/bhp-hr		NOx	ROG ^(a)	PM2.5
			g/gal ^{(b)(c)(d)}		
pre-1990	6.0 NOx	0.6 PM10	103.23	5.33	7.353
1990	6.0 NOx	0.6 PM10	103.23	5.33	3.064
1991 - 1993	5.0 NOx	0.25 PM10	86.03	4.44	1.225
1994 - 1997	5.0 NOx	0.1 PM10	86.03	4.44	1.225
1998 - 2001	4.0 NOx	0.1 PM10	68.82	3.55	1.225
2002 - 2006	2.5 NOx + NMHC	0.1 PM10	40.86	2.11	0.136
2007-2009	1.8 NOx + NMHC	0.01 PM10	29.42	1.52	0.136
2007-2009	1.5 NOx + NMHC	0.01 PM10	24.52	1.27	0.136
2007-2009	1.2 NOx + NMHC	0.01 PM10	19.61	1.01	0.136
2007-2009	0.84 NOx + NMHC	0.01 PM10	13.73	0.71	0.136
2007-2009	0.5 NOx	0.01 PM10	8.60	0.44	0.136
2010 +	0.2 NOx	0.01 PM10	3.44	0.18	0.136

a - $ROG = HC * 1.26639$.

b - Fuel based emissions factors were calculated using fuel consumption rate factors from Table D-24 of the Moyer guidelines

c - Fuel based factors are for engines less than 750 horsepower only.

d - Emission standards were converted where appropriate, using the NMHC and NOx fraction default

values and the ultra low-sulfur diesel fuel correction factors listed in Tables D-25 and D-26, respectively.

Table 5-B

**Alternative Fuel Engines
Medium Heavy-Duty and Heavy Heavy-Duty
Converted Emission Standards for Fuel Based Usage Calculations**

Model Year	EO Certification Standards g/bhp-hr		NOx	ROG ^(a)	PM2.5
			g/gal ^{(b)(c)(d)}		
pre-1990	6.0 NOx	0.6 PM10	111.00	35.14	10.212
1990	6.0 NOx	0.6 PM10	111.00	35.14	4.255
1991 - 1993	5.0 NOx	0.25 PM10	92.50	29.29	1.702
1994 - 1997	5.0 NOx	0.1 PM10	92.50	29.29	1.702
1998 - 2001	4.0 NOx	0.1 PM10	74.00	23.43	1.702
2002 - 2006	2.5 NOx + NMHC	0.1 PM10	37.00	11.71	0.170
2007-2009	1.8 NOx + NMHC	0.01 PM10	26.64	8.43	0.170
2007-2009	1.5 NOx + NMHC	0.01 PM10	22.20	7.03	0.170
2007-2009	1.2 NOx + NMHC	0.01 PM10	17.76	5.62	0.170
2007-2009	0.84 NOx + NMHC	0.01 PM10	12.43	3.94	0.170
2007-2009	0.5 NOx	0.01 PM10	9.25	2.93	0.170
2010 +	0.2 NOx	0.01 PM10	3.70	1.17	0.170

a - $ROG = HC * 1.26639$.

b - Fuel based emissions factors were calculated using fuel consumption rate factors from Table D-24 of the Moyer guidelines.

c - Fuel based factors are for engines less than 750 horsepower only.

d - Emission standards were converted where appropriate, using the NMHC and NOx fraction default

values listed in Table D-25.

**Table 5-C
Medium Heavy-Duty Vehicles
Emission Factors for Mileage Based Calculations (g/mile)^(a)**

Model Year	Diesel ^(b)		
	NOx	ROG ^(c)	PM2.5
Pre-1987	14.52	0.75	0.64
1987-1990	14.31	0.59	0.69
1991-1993	10.70	0.26	0.38
1994-1997	10.51	0.20	0.21
1998-2002	10.33	0.20	0.23
2003-2006	6.84	0.13	0.14
2007-2009	4.01	0.11	0.02
2007-2009 (0.5 g/bhp-hr NOx or Cleaner) ^(d)	1.73 ^(d)	0.10 ^(d)	0.02 ^(d)
2010+	0.74	0.09	0.02

**Table 5-D
Heavy Heavy-Duty Vehicles
Emission Factors for Mileage Based Calculations (g/mile)^(a)**

Model Year	Diesel ^(b)		
	NOx	ROG ^(c)	PM2.5
Pre-1987	21.37	1.09	1.15
1987-1990	21.07	0.86	1.25
1991-1993	18.24	0.56	0.52
1994-1997	17.92	0.42	0.34
1998-2002	89	0.43	0.37
2003-2006	11.64	0.27	0.23
2007-2009	6.62	0.23	0.03
2007-2009 (0.5 g/bhp-hr NOx or Cleaner)	2.88 ^(d)	0.20 ^(d)	0.03 ^(d)
2010+	1.27	0.19	0.03

a - EMFAC 2011 Zero-Mile Based Emission Factors.

b - Emission factors incorporate the ultra low-sulfur diesel fuel correction factors listed in Table D-26 of the Moyer guidelines.

c - $ROG = HC * 1.26639$.

d - These values are interpolated between 1.2 g/bhp-hr NOx standard for 2007-2009 model years and 0.2 g/bhp-hr NOx standard for 2010+ model years.

**Table 5-E
Diesel Urban Buses
Converted Emission Standards**

EO Certification Standards ^(f) g/bhp-hr		NOx	ROG ^(a)	PM2.5	NOx	ROG ^(a)	PM2.5
		g/mile ^(b)			g/gal ^{(c)(d)(e)}		
6.0 NOx	0.6 PM10	22.32	1.15	1.59	103.23	5.33	7.35
5.0 NOx	0.1 PM10	18.60	0.96	0.26	86.03	4.44	1.23
5.0 NOx	0.07 PM10	18.60	0.96	0.19	86.03	4.44	0.86
4.0 NOx	0.05 PM10	14.88	0.77	0.13	68.82	3.55	0.61
2.5 NOx + NMHC	0.05 PM10	8.84	0.46	0.13	40.86	2.11	0.61
1.20 NOx	0.01 PM10	4.46	0.23	0.03	20.65	1.07	0.14
0.20 NOx	0.01 PM10	0.74	0.04	0.03	3.44	0.18	0.14

a - $ROG = HC * 1.26639$.

b - Mileage based emissions factors were calculated using conversion factors from Table D-28 of the Moyer guidelines.

c - Fuel based emissions factors were calculated using fuel consumption rate factors from Table D-24 of the Moyer guidelines.

d - Fuel based factors are for engines less than 750 horsepower only.

e - Emission standards were converted where appropriate using the NMHC and NOx fraction default values listed in Table D-25 of the Moyer guidelines.

f - No diesel buses have been certified to the 0.5 g/bhp/hr for the 2004-2006 model year emission standard.

**Table 5-F
Natural Gas Urban Buses
Converted Emission Standards**

EO Certification Standards g/bhp-hr		NOx	ROG ^(a)	PM2.5	NOx	ROG ^(a)	PM2.5
		g/mile ^(b)			g/gal ^{(c)(d)(e)}		
5.0 NOx	0.10 PM10	20.00	6.33	0.37	92.50	29.29	1.70
5.0 NOx	0.07 PM10	20.00	6.33	0.26	92.50	29.29	1.19
4.0 NOx	0.05 PM10	16.00	5.07	0.18	74.00	23.43	0.85
2.5 NOx + NMHC	0.05 PM10	8.00	2.53	0.18	37.00	11.71	0.85
1.8 NOx + NMHC ^{(f)(g)}	0.02 PM10	5.76	1.82	0.07	26.64	8.43	0.34
1.2 NOx	0.01 PM10	4.80	1.52	0.04	22.20	7.03	0.17
0.2 NOx	0.01 PM10	0.80	0.25	0.04	3.70	1.17	0.17

a - $ROG = HC * 1.26639$.

b - Mileage based emissions factors were calculated using conversion factors from Table D-28 of the Moyer guidelines.

c - Fuel based emissions factors were calculated using fuel consumption rates from Table D-24 of the Moyer guidelines..

d - Fuel based factors are for engines less than 750 horsepower only.

e - Emission standards were converted where appropriate, using the NMHC and NOx fraction default values listed in Table D-25 of the Moyer guidelines.

f - A majority of the natural gas urban buses have been certified to the optional standards. Therefore, these values are based on the optional standards.

g - Many natural gas urban buses have been certified to optional standards below this level.

APPENDIX B

Examples of:

Project Timecard

Trip Sheet

Proposed Statistical Operations Report

PROJECT TIME CARD

PROJECT: _____ Period: _____ Page _____

Employee: _____ Title: _____

DATE	IN	OUT	HOURS	TASKS COMPLETED/DELIVERABLES	VEH/EQUIP	For Accounting use Only		
						Hours	Rate	Total
						TOTALS		

Vehicle/Equipment Codes: SC = Staff Car, PU = Pick-Up Truck, ST = Shop Truck, FL = Forklift

APPENDIX C

Letters of Support

El Dorado Transit

El Dorado County Fair Association

El Dorado County Transportation Commission



EL DORADO TRANSIT

December 11, 2015

Dave Johnston, Air Pollution Control Officer
El Dorado County Air Quality Management District
330 Fair Lane
Placerville, CA 95667

Mr. Johnston:

The El Dorado County Transit Authority (El Dorado Transit) as the grantee of Assembly Bill 2766 funds, under the administration of the El Dorado County Air Quality Management District, understands that matching funds (either monetary and/or in-kind) must be available when entering into the contract to perform the proposed project. El Dorado Transit will make all reasonable efforts to include matching funds, totaling at least twenty percent (20%) of the total project as proposed, in the adopted operating budget for Fiscal Years 2015/2016 and 2016/2017.

Sincerely,

Mindy Jackson
Executive Director

El Dorado County Fair

Association, Inc.

A 501 c 3 Non-Profit Organization

100 Placerville Drive, Placerville, CA 95667

530-621-5860 Fax 530-295-2566

November 25, 2015

Dave Johnston, Air Pollution Control Officer
El Dorado County Air Quality Management District
330 Fair Lane
Placerville, CA 95667

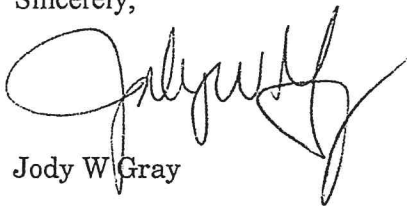
Mr. Johnston,

The El Dorado County Fair supports the El Dorado County Transit Authority (El Dorado Transit) request for AB 2766 grant program funds to operate a shuttle for the El Dorado County Fair in June 2016 and June 2017. The El Dorado Transit has operated annual shuttle service for the Fair since 1990. In June, 2015 the shuttle project provided 10,525 passenger trips over the four days of the fair.

The Fair shuttle offers passengers the convenience of off-site parking. By providing alternative transportation, the shuttle reduces traffic congestion on Forni Road and Placerville Drive and congestion relief to State Highway 50 west of Placerville, thereby reducing traffic congestion and lowering emissions related to excessive idling.

We strongly recommend that the El Dorado County Air Quality Management District approve the El Dorado Transit grant for the implementation of this project. The shuttle meets the objectives of the grant program and will greatly enhance travel to the County Fair.

Sincerely,



Jody W Gray

CEO, El Dorado County Fair

www.eldoradocountyfair.org

fair@eldoradocountyfair.org

The El Dorado County Fair and Event Center is dedicated to maintaining a vital year round facility benefiting all the people of El Dorado County today and tomorrow.



2828 Easy Street Suite 1, Placerville, CA 95667 | 530.642.5260 | www.edctc.org

December 4, 2015

Dave Johnston, Air Pollution Control Officer
El Dorado County Air Quality Management District
330 Fair Lane
Placerville, CA 95667

Dave
Mr. Johnston,

The El Dorado County Transportation Commission supports the El Dorado County Transit Authority (El Dorado Transit) request for AB 2766 grant program funds to operate a shuttle for the El Dorado County Fair in June 2016 and June 2017. The El Dorado Transit has operated annual shuttle service for the Fair since 1990. In June 2015 the shuttle project provided 10,525 passenger trips over the four days of the fair.

As the Regional Transportation Planning Agency for El Dorado County, EDCTC strives to improve transportation options for area travelers. One of the overall goals identified in the EDCTC Regional Transportation Plan is to provide effective, convenient, coordinated transit service that serves employment centers, activity centers and facilities, and offers a viable option to single occupant vehicle travel. The weekend shuttle will provide a convenient, pleasant alternative to traveling by automobile, which typically places visitors in heavy traffic, waiting for available parking in overcrowded lots.

The Fair shuttle offers passengers the convenience of off-site parking. By providing alternative transportation, the shuttle reduces traffic congestion on Forni Road and Placerville Drive and congestion relief to State Highway 50 west of Placerville, thereby reducing traffic congestion and lowering emissions related to excessive idling.

We strongly recommend that the El Dorado County Air Quality Management District approve the El Dorado Transit grant for the implementation of this project. The shuttle meets the objectives of the grant program and will greatly enhance travel to the County Fair.

Sincerely,

Jerry Barton
Jerry Barton
Senior Transportation Planner


Cc: Mindy Jackson, Executive Director
El Dorado Transit

APPENDIX D

Samples of Advertising and Outreach:

- Route Stop Sign for Buses (Sample)
- Fair Shuttle Advertisements (Sample)
- El Dorado Transit Press Release (Sample)

LIBRARY



Shuttle Funded by a Grant from the
El Dorado County Air Quality Management District

FREE COUNTY FAIR SHUTTLE



GREEN GATE
Placerville Dr.
Pick Up and Drop Off
for ALL Buses

LIBRARY/GOVERNMENT CENTER
Fair Lane and Fairlane Ct.

**FREE
PARKING &
SHUTTLES**

**WAL MART
PARK & RIDE LOT**
Park and board the Bus in corner of
WalMart lot near Panda Express



JUNE 16th-19th 2016

Thursday - 11:30AM to Midnight
Friday - 11:30AM to Midnight
Saturday - 9:30AM to Midnight
Sunday - 11:30AM to 10:30PM

FREE Parking and Shuttle Bus
from two area locations to
the Fairgrounds

**CALL
EL DORADO TRANSIT
(530) 642-5383
FOR DETAILS**

Last Shuttle departs Fairgrounds:
12:30AM - Thurs, Fri & Sat
10:30PM - Sun

Assistance for persons with disabilities will be available
at the Green Gate during operating hours.
No animals except service animals allowed on shuttle.



Funding provided by the El Dorado County Air Quality Management District,
the El Dorado County Fair Association and El Dorado Transit



PRESS RELEASE

For Immediate Release

Date: Wednesday, June 1, 2016

From: El Dorado County Transit Authority
Brian James, Planning and Marketing Manager
(530) 642-5383, Extension 201

El Dorado Transit to Offer Free Shuttles for the 2016 El Dorado County Fair

Placerville, CA, June 1, 2016– El Dorado Transit will provide free shuttle service for the 2016 El Dorado County Fair, Thursday, June 16th through Sunday, June 19th. Shuttle buses will operate from 11:30 a.m. to midnight on Thursday and Friday; 9:30 a.m. to midnight on Saturday and from 11:30 a.m. to 10:30 p.m. on Sunday. Shuttles will be available from the following parking locations:

- The El Dorado County Library and Government Center Parking Lots on Fair Lane in Placerville
- WalMart® on Missouri Flat Road and Forni Road

The Fair shuttle is funded by a grant from the El Dorado County Air Quality Management District with support from the El Dorado County Fair Association and El Dorado Transit. El Dorado Transit would also like to acknowledge our community partners WalMart® and the El Dorado County Library and Government Center for their support in providing parking for shuttle riders.

Fairgrounds Park and Ride CLOSED June 15th-26th

Due to the staging and breakdown of the Fair, the Fairgrounds Park and Ride on Armory Drive will be closed from Monday, June 13, 2015 through Friday, June 24, 2015. El Dorado Transit local route passengers should use the Raley's bus stop as an alternate. Commuter route passengers are requested to use one of the following available park-and-ride facilities as an alternate: Placerville Station on Mosquito Road in Placerville or the Central Transit facility on Commerce Way in Diamond Springs.

For more information see the attached map of the shuttle parking locations (also available on our website at www.eldoradotransit.com) or call El Dorado Transit at (530) 642-5383. # # #

