

FEE STUDY
RECORDER/CLERK
2014/2015

Costs and fees shown in this study are based upon the following criteria:

Average number of minutes per service unit plus an allocated number of general and support minutes times cost per minute of staff time. The result is equal to the average cost per service unit.

This study was based upon the actual productive hours for 2009 by using the formula of maximum possible working hours (2080) per employee less the actual vacation, sick leave, legal holidays, approved absences, breaks equaling productive time of 1,680 hours per employee with staff allocations the same in 2014/2015.

County cost allocation calculated on an annual basis by the El Dorado County Auditor -Controller's Office. Fiscal year 2014/2015 cost allocation is based upon FY 20 2012/2013 or \$224,860. Which is \$8.37 per productive hour.

Services and supplies cost for 2014/2015 is \$8.90 per productive hour based upon a figure of \$239,278.

Supervision costs weighted for the year 2014/2015 are:

Recorder/Clerk Services Supervision 50% direct supervision	\$95,106
95,106/1680=per productive hour	\$56.61
\$56.61 X 50% direct supervision =	\$28.30

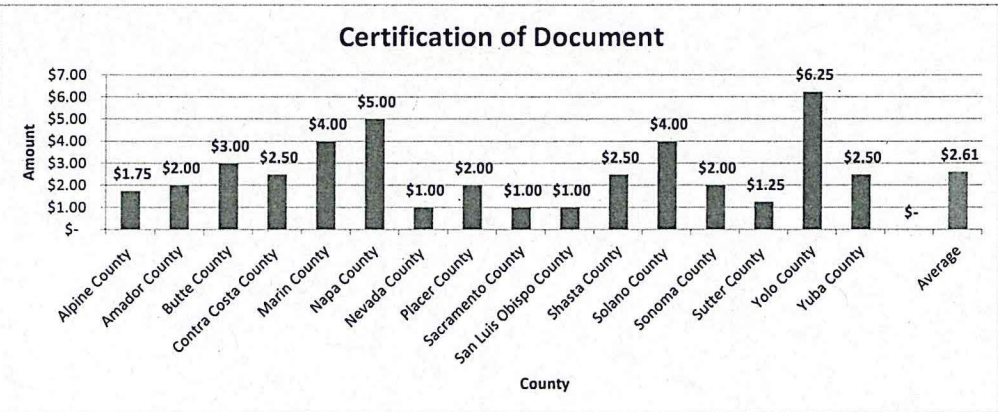
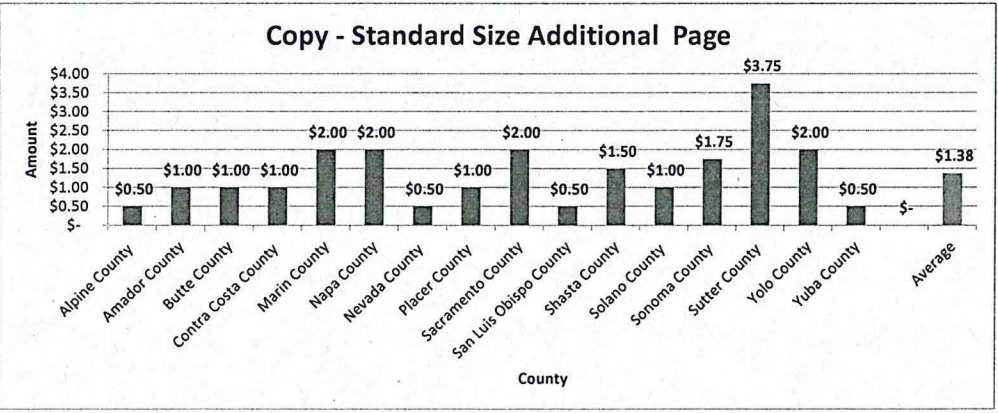
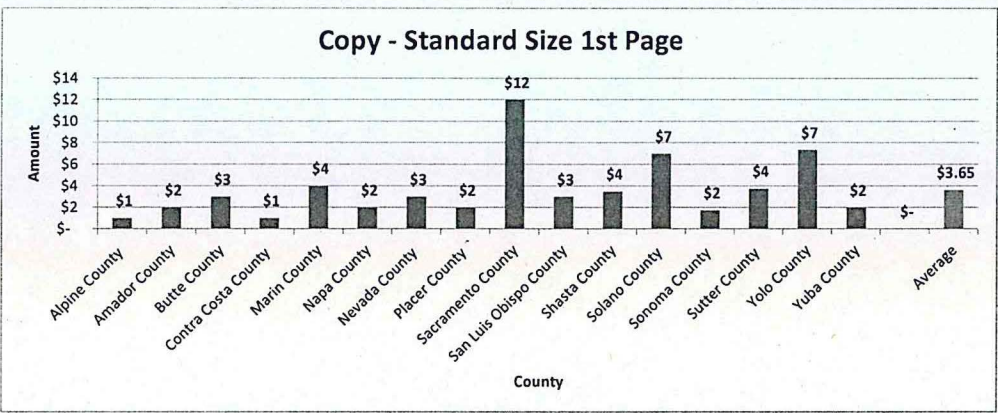
STAFF COSTS

Recordable Document Examiner Indexer II (8)	\$535,635
Productive Hours X 8 =	13,440
Costs divided by productive hours equals per hour	\$39.85

Sr. Examiner (2)	\$173,646
Productive Hours 1680 X 2=	3,360
	\$173,646/3360
Equals per productive hour	\$51.68


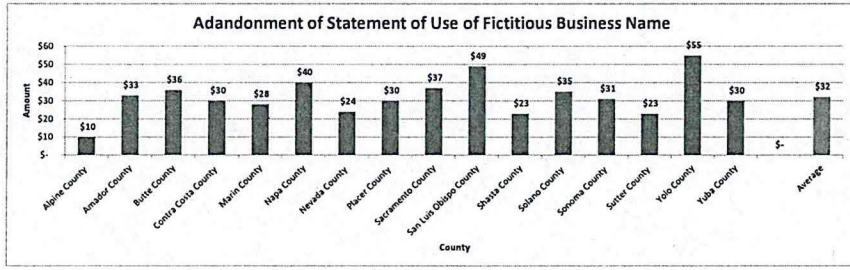


Total Productive hour costs of \$137.10 including Services and Supplies and, A-87 Overhead. The productive hour cost of \$137.10/60 minutes equates to \$2.29 per productive minute. This figure is used to determine the cost of service.

County	Standard Size 1st Page	Standard Size Additional Page	Certification of Document	Comments
Alpine County	\$ 1	\$ 0.50	\$ 1.75	Does not include sales tax
Amador County	\$ 2	\$ 1.00	\$ 2.00	
Butte County	\$ 3	\$ 1.00	\$ 3.00	
Contra Costa County	\$ 1	\$ 1.00	\$ 2.50	
Marin County	\$ 4	\$ 2.00	\$ 4.00	
Napa County	\$ 2	\$ 2.00	\$ 5.00	
Nevada County	\$ 3	\$ 0.50	\$ 1.00	
Placer County	\$ 2	\$ 1.00	\$ 2.00	
Sacramento County	\$ 12	\$ 2.00	\$ 1.00	
San Luis Obispo County	\$ 3	\$ 0.50	\$ 1.00	
Shasta County	\$ 4	\$ 1.50	\$ 2.50	
Solano County	\$ 7	\$ 1.00	\$ 4.00	
Sonoma County	\$ 2	\$ 1.75	\$ 2.00	
Sutter County	\$ 4	\$ 3.75	\$ 1.25	
Yolo County	\$ 7	\$ 2.00	\$ 6.25	
Yuba County	\$ 2	\$ 0.50	\$ 2.50	
Average	\$ 3.65	\$ 1.38	\$ 2.61	


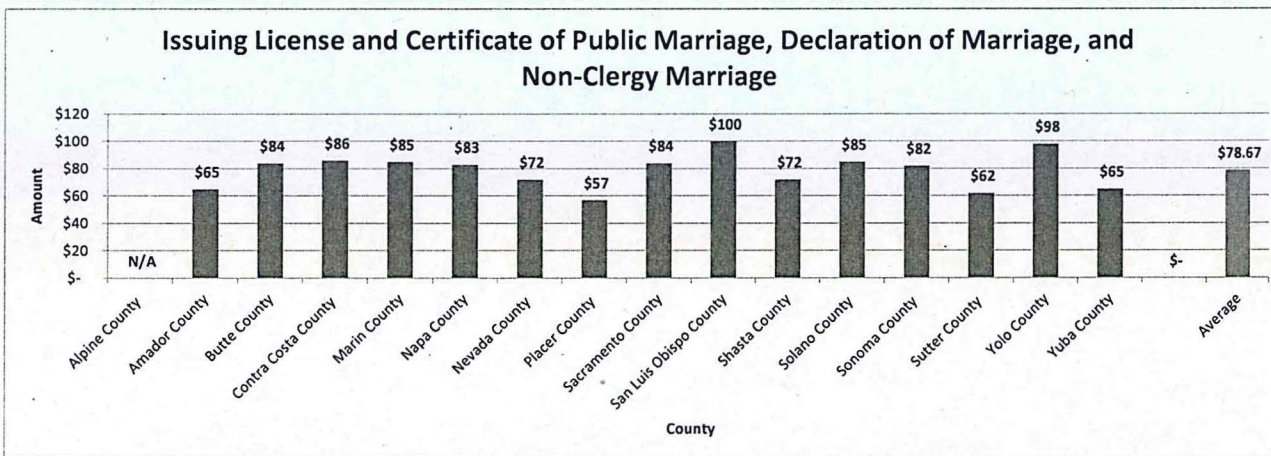


County	Assessor Plat Maps - Each	Parcel Map - first page	Parcel Map - each additional page	Record of Survey - first page	Record of Survey - each additional page	Subdivision Maps - first page	Subdivision Maps - each additional page	Reproducible Map Copies - Each
Alpine County	2.00	6.00	\$2.00	\$6.00	\$2.00	\$6.00	\$2.00	\$12.00
Amador County	n/a	n/a	n/a	n/a	n/a	n/a	n/a	n/a
Butte County	n/a	10.00	\$5.00	\$10.00	\$5.00	\$10.00	\$5.00	\$15.00
Contra Costa County	n/a	9.00	\$3.00	\$9.00	\$3.00	\$9.00	\$3.00	n/a
Marin County	n/a	5.00	\$5.00	\$5.00	\$5.00	\$5.00	\$5.00	n/a
Napa County	n/a	4.00	\$4.00	\$4.00	\$4.00	\$4.00	\$4.00	n/a
Nevada County	n/a	4.00	\$2.50	\$4.00	\$2.50	\$4.00	\$2.50	n/a
Placer County	n/a	2.50	\$1.50	\$2.50	\$1.50	\$2.50	\$1.50	n/a
Sacramento County	n/a	12.00	\$2.00	\$12.00	\$2.00	\$12.00	\$2.00	n/a
San Luis Obispo County	n/a	10.00	\$10.00	\$10.00	\$10.00	\$10.00	\$10.00	\$14.00
Shasta County	n/a	4.00	\$2.50	\$4.00	\$2.50	\$4.00	\$2.50	n/a
Solano County	n/a	14.00	\$14.00	\$14.00	\$14.00	\$14.00	\$14.00	n/a
Sonoma County	2.50	2.50	\$2.50	\$2.50	\$2.50	\$2.50	\$2.50	n/a
Sutter County	n/a	7.75	\$7.75	\$7.75	\$7.75	\$7.75	\$7.75	n/a
Yolo County	n/a	7.35	\$2.00	\$7.35	\$2.00	\$7.35	\$2.00	n/a
Yuba County	n/a	3.00	\$2.00	\$3.00	\$2.00	\$3.00	\$2.00	n/a
Median	2.25	6.00	\$ 2.50	\$6.00	\$2.50	\$6.00	\$2.50	\$14.00
Average	2	6.7	4	7	4	6.74	4	\$13.67

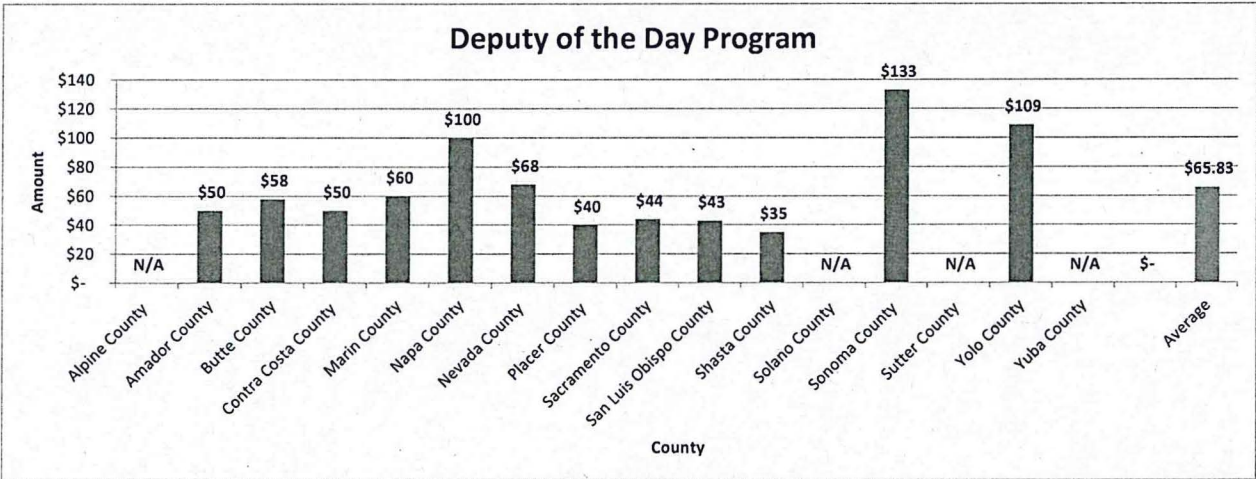
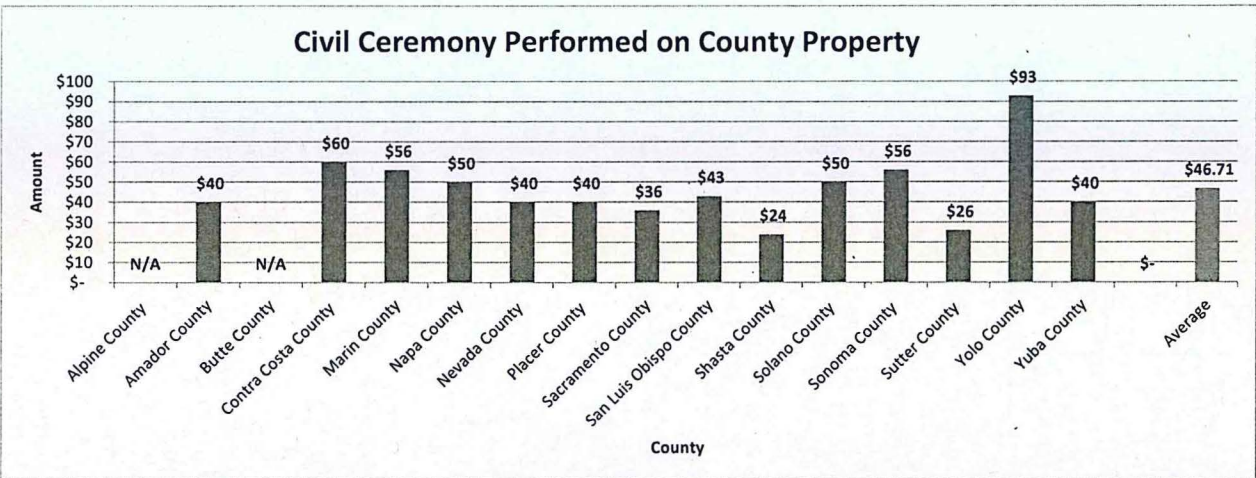
County	Fictitious Business Name Statement - per certified copy, one business name and one owner name	Each additional name on statement	Adandonment of Statement of Use of Fictitious Business Name	Withdrawal from Partnership Operating under Fictitious Business Name	Certified copy of any statement on file regarding a Fictitious Business Name	Comments
Alpine County	\$ 15	\$ 4	\$ 10	\$ 10		N/A \$15 includes three certified copies
Amador County	\$ 33	\$ 3	\$ 33	\$ 33		3.00
Butte County	\$ 36	\$ 5	\$ 36	\$ 36		6.00
Contra Costa County	\$ 30	\$ 7	\$ 30	\$ 30		2.00
Marin County	\$ 42	\$ 7	\$ 28	\$ 28		3.00
Napa County	\$ 40	\$ 6	\$ 40	\$ 40		5.00
Nevada County	\$ 24	\$ 5	\$ 24	\$ 24		4.00
Placer County	\$ 30	\$ 6	\$ 30	\$ 30		The statement fee includes one fee certified copy 2.00
Sacramento County	\$ 37	\$ 5	\$ 37	\$ 37		1.00
San Luis Obispo County	\$ 49	\$ 6	\$ 49	\$ 49		The statement fee includes one fee certified copy 2.00
Shasta County	\$ 37	\$ 6	\$ 23	\$ 23		7.25
Solano County	\$ 45	\$ 7	\$ 35	\$ 35		10.00
Sonoma County	\$ 40	\$ 9	\$ 31	\$ 31		The statement fee includes one fee certified copy The statement fee includes one fee certified copy 2.00
Sutter County	\$ 23	\$ 5	\$ 23	\$ 23		2.00
Yolo County	\$ 55	\$ 8	\$ 55	\$ 55		N/A
Yuba County	\$ 30	\$ 5	\$ 30	\$ 30		3.00
Average	\$ 35.38	\$ 5.84	\$ 32	\$ 32		3.73



Issuing license and certificate of public marriage, declaration of marriage, and non-clergy marriage				
County	Issuing license and certificate of public marriage, declaration of marriage, and non-clergy marriage		Issuing license and certificate of confidential marriage	
Alpine County		N/A		N/A
Amador County	\$	65	\$	78
Butte County	\$	84	\$	91
Contra Costa County	\$	86	\$	90
Marin County	\$	85	\$	93
Napa County	\$	83	\$	84
Nevada County	\$	72	\$	74
Placer County	\$	57	\$	60
Sacramento County	\$	84	\$	95
San Luis Obispo County	\$	100	\$	100
Shasta County	\$	72	\$	77
Solano County	\$	85	\$	95
Sonoma County	\$	82	\$	98
Sutter County	\$	62	\$	64
Yolo County	\$	98	\$	109
Yuba County	\$	65	\$	70
Average	\$	78.67	\$	85.20



County	Civil ceremony performed on	
	County property	Deputy of the Day Program
Alpine County	N/A	N/A
Amador County	\$ 40	\$ 50
Butte County	N/A	\$ 58
Contra Costa County	\$ 60	\$ 50
Marin County	\$ 56	\$ 60
Napa County	\$ 50	\$ 100
Nevada County	\$ 40	\$ 68
Placer County	\$ 40	\$ 40
Sacramento County	\$ 36	\$ 44
San Luis Obispo County	\$ 43	\$ 43
Shasta County	\$ 24	\$ 35
Solano County	\$ 50	N/A
Sonoma County	\$ 56	\$ 133
Sutter County	\$ 26	N/A
Yolo County	\$ 93	\$ 109
Yuba County	\$ 40	N/A
Average	\$ 46.71	\$ 65.83



County	Preliminary 20-Day Filing and Notice
Alpine County	N/A
Amador County	N/A
Butte County	\$ 30
Contra Costa County	\$ 30
Marin County	\$ 50
Napa County	\$ 35
Nevada County	\$ 39
Placer County	\$ 54
Sacramento County	\$ 29
San Luis Obispo County	\$ 33
Shasta County	N/A
Solano County	\$ 48
Sonoma County	N/A
Sutter County	\$ 40
Yolo County	\$ 34
Yuba County	\$ 35
Average	\$ 38.08

