



# COVID-19 UPDATE

Board of Supervisors' Meeting

Nancy Williams, MD, MPH

Public Health Officer

7/28/2020

# In the week since 7/21/2020

- EDC not yet on state's monitoring list
- 112 new cases (443 → 555 total to date)
  - South Lake Tahoe ~ 1/2 of cases
  - El Dorado Hills ~ 1/4 of cases
  - Placerville & CP/Rescue/SS regions ~10% each
  - Rest of county ~5%
- Lots of discussion about school reopening
- New dashboard launched...

# COVID-19 Dashboard

- How to navigate the new dashboard
- Old dashboard information in new places
- New measures added
- Episode date explanation



Laboratory-Confirmed Cases

555

Casos Confirmados por Laboratorio

Likely Recovered Cases

350

Casos Probablemente Recuperados

Negative Results

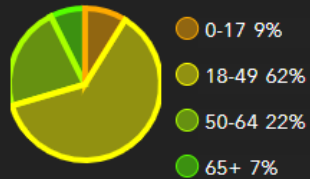
16,656

Resultados Negativos

Results

Cases by Age

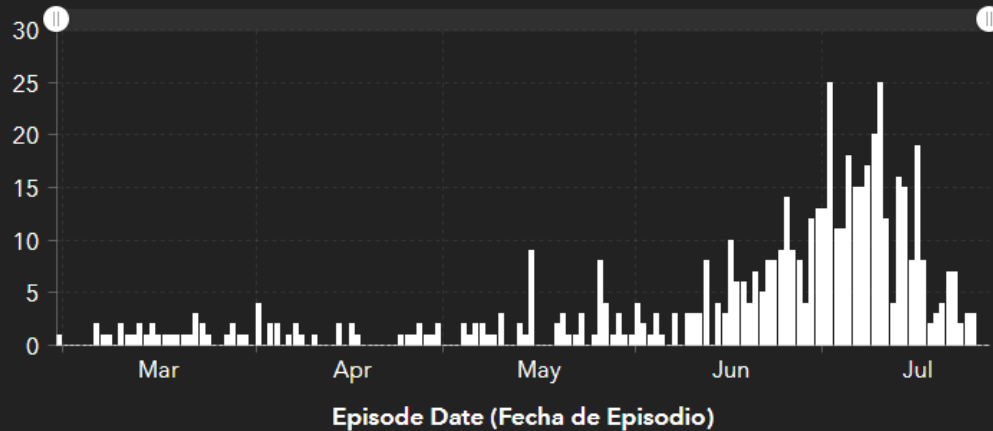
(Casos por Edad)



By Age

New Cases by Day

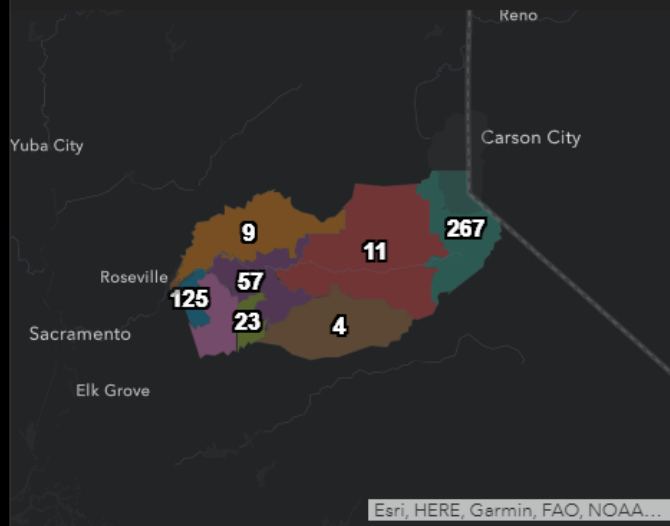
(Casos Nuevos por Día)



Episode Date (Fecha de Episodio)

New Cases | Total Cases | More Information | Deaths by Day

Total Number of Cases by Region (Total Número de Casos por Región)



Regions

- Camino, Pollock Pines, Kyburz
- El Dorado Hills
- El Dorado, Diamond Springs
- Greater Placerville Area
- North County
- Shingle Springs, Cameron Park, Rescue
- South County
- Tahoe Region

Region Map | More Information | Region Rates Map

Confirmed Cases in the Hospital

2

Casos Confirmados Hospitalizados

Confirmed Cases in the ICU

2

Casos Confirmados en Unidad de Cuidados Intensivos (UCI)

Hospital Counts

Total Deaths

1

Total de Muertes

# Location of Dashboard


<https://www.edcgov.us/Government/hhsa/Pages/EDCCOVID-19-Cases.aspx>

(same as always)

# New Measures

- Rate of new cases per 100,000 population (color-coded by level of concern)\*
- Percent positivity of tests\*
- Average daily number of test results \*
- Rate of new cases per 100,000 population by geographic region, with color-coded levels of concern
- Chart of cases by day since COVID first appeared in El Dorado County

\*indicator monitored by the state



**New chart:** Cases by day since COVID first appeared in El Dorado County

Date axis: “episode date” (not date result was received)

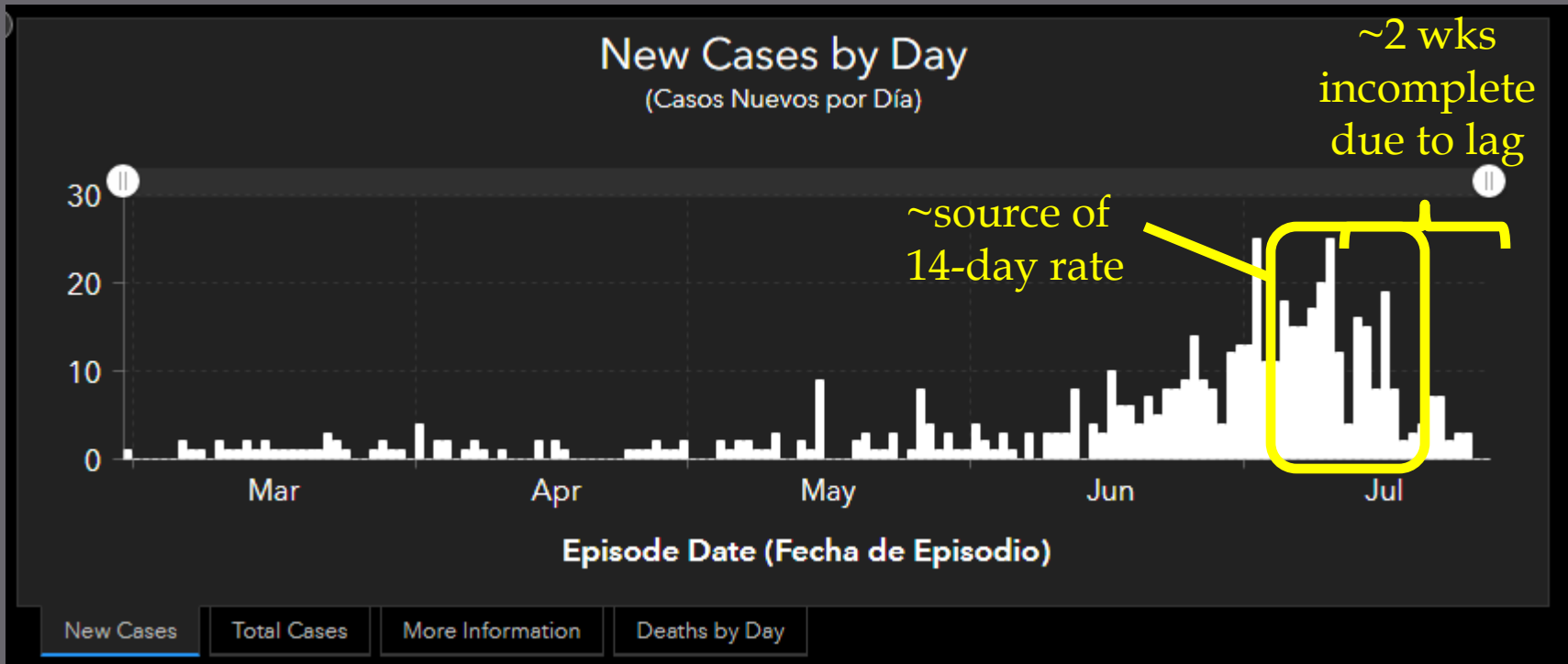
# Episode Date

Earliest of the following:

- • symptom onset date
- diagnosis date
- • specimen collection date
- date received
- date of death

Best approximation of the date of infection





## Important!!!

Delays in testing and test result reporting create lags in data appearing – consider the past ~2 weeks to be incomplete

# On Monitoring List (as of 7/27)

Alameda	Mono [new]	San Luis Obispo
Butte [new]	Monterey	Santa Barbara
Colusa	Napa	Santa Clara
Contra Costa	Orange	Santa Cruz [new]
Fresno	Placer*	Solano
Glenn	Riverside	Sonoma
Imperial	Sacramento*	Stanislaus
Kern [new]	San Benito	Sutter*
Kings	San Bernardino	Tulare
Los Angeles	San Diego	Ventura
Madera	San Francisco	Yolo*
Marin	San Joaquin	Yuba*
Merced		

# 14-day average case rate - where are we today?

- The monitoring-list indicator of most concern for EDC at present
- Rate is per 100,000 population
- Threshold for monitoring list is 100

# School Guidelines

## CDPH

- Framework for reopening for in-person learning
- Industry Guidance: Schools and School-Based Programs (released July 17)

## CDE

- Stronger Together: A guidebook for the safe reopening of California's public schools

## CDC

- 4 new guidelines issued 7/23/2020

# State's reopening framework

Decisions regarding in-person school reopening (or later closure) should be based on:

- Evidence
- State and local disease trends

Strength of evidence continues to grow

- Preventive measures are effective
  - Distancing
  - Face coverings
  - Limiting contact with non-household members
- Young children at less risk of acquiring or having severe outcomes from infection

# Key criteria for consideration when deciding about school reopening

- Status of the County with respect to being on (or approaching being added to) the state's monitoring list
- Confidence in the ability to collect specimens and obtain quick results for routine screening of teachers and of testing of persons in schools with symptoms
- Rates of new COVID-19 cases occurring within specific school districts in the county

# Additional criteria for consideration

- Can a district's schools implement and ensure compliance with preventive measures (distancing, face covering use, hygiene and sanitization of surfaces)?
- Will the community take preventive measures seriously to reduce risk of students becoming infected outside of school and bringing infections to school?
  - Includes residents, out-of-county commuter workforce, visitors/tourists from within/outside EDC

# Combination of current knowledge and uncertainty





# THANK YOU



20-0994 B 17 of 17