



**RESOLUTION NO.
OF THE AIR QUALITY MANAGEMENT DISTRICT
OF THE COUNTY OF EL DORADO**

**Resolution Adopting the Air Quality Management District Budget of the County of El Dorado
For Fiscal Year 2023-2024**

WHEREAS, Sections 40130 and 40131 of the Health and Safety Code provide the procedure for county air pollution districts to follow in adopting their annual budgets and schedule of fees; and

WHEREAS, pursuant to Health and Safety Code section 40131(a)(1), the Air Quality Management District of the County of El Dorado (“AQMD”) prepared a summary of the Fiscal Year 2023-2024 budget and schedule of fees, which is attached as Exhibit A, and the summary was made available to the public at least 30 days before the June 6, 2023 public budget presentation to the Board of Directors; and

WHEREAS, pursuant to Health and Safety Code section 40131(a)(2), each person who was subject to fees imposed by the AQMD in the preceding year was given notice of the availability of a summary of the Fiscal Year 2023-2024 budget and any supporting documents; and

WHEREAS, the Board of Supervisors of El Dorado County, acting as the AQMD Board of Directors, has held the required noticed public hearing, during which time the Fiscal Year 2023-2024 Budget was presented and is incorporated herein; and

NOW, THEREFORE, BE IT RESOLVED, that in accordance with Section 40131 et seq. of the Health and Safety Code, the Board of Supervisors for the County of El Dorado, Acting as the Board of Directors of the AQMD, does hereby adopt the Budget for Fiscal Year 2023-2024 for the AQMD, as reviewed by the Board of Supervisors at the public hearing on June 20, 2023 and summarized in Exhibit A, and hereby authorize the Chief Administrative Officer and Auditor-Controller to make adjustments to various fund budgets in order to balance the final fund balance amounts as derived through the closing of books and audit adjustments.

PASSED AND ADOPTED by the Board of Supervisors of the County of El Dorado at a regular meeting of said Board, held the ____ day of _____, 20__, by the following vote of said Board:

Attest:
Kim Dawson
Clerk of the Board of Supervisors

Ayes:
Noes:
Absent:

By: _____
Deputy Clerk

Chair, Board of Supervisor

Air Quality Management District
County of El Dorado
Fiscal Year 2022-2023

Program Summary

Air Quality

Positions: 9.0 FTE

Extra Help: \$0

Total Appropriations: \$10,157,020

Total Revenues: \$10,157,020

Net County Cost: \$0

The Air Quality Management District (AQMD) administers the California and Federal Clean Air Acts via guidelines set forth by State and Federal Agencies and the AQMD Rules established by the Board of Directors. These requirements are implemented through a variety of permitting, inspection, and enforcement activities including: emission control requirement compliance verification, Naturally Occurring Asbestos dust control, fugitive dust control, burn rule enforcement, 24 hour complaint investigation, land development project review and promotion of transportation control measures that improve air quality.

Revenue is generated from stationary source permit fees, construction dust mitigation plan fees, Federal Targeted Airshed Grant (TAG) funding, motor vehicle registration fees, State funding for Portable Equipment Registration Program (PERP), State grant funding for ag equipment through the FARMER program, subvention funding for rural districts, annual Carl Moyer Program allocations, AB197 and AB617 grant funds, and other sources. Stationary source permit fees are adjusted annually based upon changes to the California Consumer Price Index and in accordance with the AQMD Rules.

AQMD funds shuttle projects, bike paths, road paving, bus retrofits/replacements, agricultural equipment replacements, and other projects that reduce motor vehicle emissions.

AQMD incentivizes the purchase of electric vehicles and works to expand electric vehicle charging infrastructure throughout the County. The number of Drive Clean! incentives for the purchase or lease of a new EV (electric vehicle) or PHEV (plug-in electric hybrid vehicle) for FY2022/23 is showing a continuing strong level of participation in the program. With legacy manufacturers introducing more eligible EV and PHEV models each model year, we expect this to continue to be a robust and cost-effective incentive program. AQMD is currently working on developing a residential electric vehicle charger incentive program utilizing AB2766 DMV funding and will be bringing a program proposal to the Board for approval in the near future.

AQMD also incentivizes old wood stove removals and replacements through a proven local program and several highly successful enhanced State-funded programs, and last fiscal year we have added an additional enhanced Federally funded program. AQMD's success with the wood stove programs has been recognized by other air districts, and AQMD continues to administer the woodstove replacement programs for Placer County.

In April of 2018, AQMD introduced the Clean Lawnmower Incentive Program (CLIP) which to date has incentivized the replacement of over 900 gas-powered mowers with clean, quiet, battery-powered electric mowers. Recently, the State Air Resources Board expanded the eligibility for this funding to include other residential electric lawn and garden tools and AQMD will soon be rolling out an expanded incentive program.

Starting in 2022, AQMD has provided the County Department of Transportation with Federal Targeted Airshed (TAG) grant funding to double chip seal slurry approximately 9.45 miles of the County's unpaved

roads that are located in or near naturally occurring asbestos (NOA) areas. So far, DOT has completed the paving of Oriental Street and Tullis Mine Road. The TAG grant funding is also providing funding for the El Dorado County Fire Safe Council's biomass chipping program for residences inside the eligible area on the West Slope of El Dorado County.

The Board recently approved AQMD's award of AB923 DMV fund grants for the replacement of eleven (11) school buses from seven (7) school districts which are anticipated to be replaced and funded in fiscal year 2023-24. Additionally, we anticipate the Carl Moyer grant program to fund two (2) previously awarded electric school buses in FY2023-24, three (3) previously awarded pieces of agricultural equipment, as well as additional eligible on and off-road vehicles and equipment from submitted applications. AB2766 grants will continue to fund projects that were previously awarded for calendar year 2022 and 2023, and will fund new projects in the first half of 2024 after the district releases an RFP for calendar year 2024 and 2025 projects.

As in past fiscal years, AQMD continues to perform its objectives successfully and efficiently. Staff salaries and benefits only comprise of 14.34% of the FY 2023-24 budget and total general administrative (non-program) costs comprise only 17.42% of the total budget.

Sources of Funds

License, Permits & Franchises (\$938,802): Air emissions source permits, authorization to construct permits, fugitive and asbestos dust plans and hot spots program revenue.

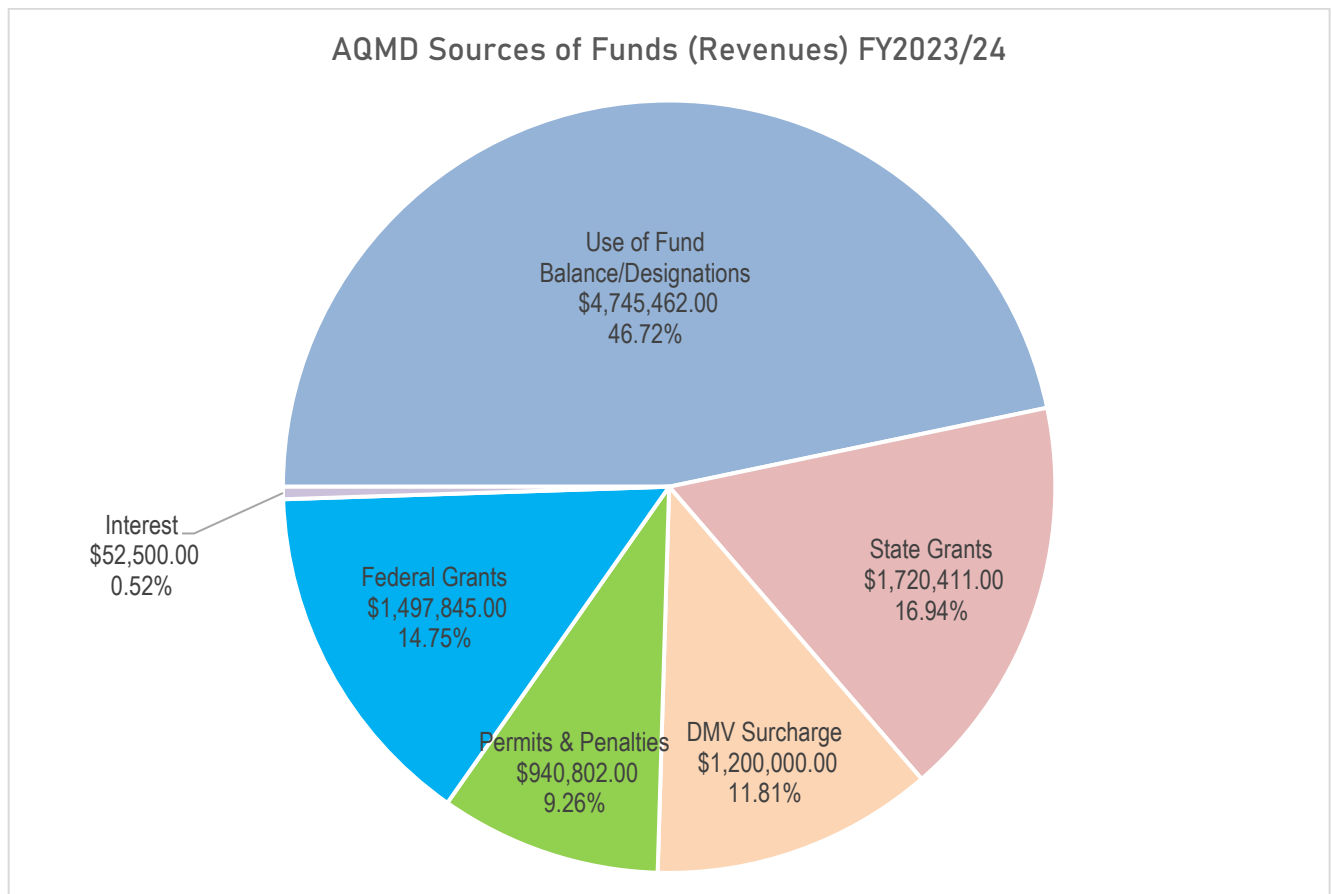
Fine, Forfeiture & Penalties (\$2,000): Minor revenue from air quality violations.

Use of Money & Property (\$52,500): Interest revenue.

State (\$2,920,411): Carl Moyer Memorial Air Quality Standards Attainment Program Grant and Admin Funding (\$1,295,763); AB 2766 and AB923 DMV registration (\$1,200,000), FARMER Program grant and admin funding (\$222,000); Rural district subvention funds (\$94,280); Prescribed Fire Grant funding (\$50,100), PERP funding (\$34,255); AB617 Community Air Protection Program (\$15,430), and AB197 Emission Inventory funding (\$8,583).

Federal (\$1,497,845): Federal Environmental Protection Agency Targeted Airshed Grant reimbursement to fund road paving of currently unpaved roads in El Dorado County, and installation of cleaner-burning woodstoves in El Dorado and Placer Counties' non-attainment areas, including administrative cost.

Use of Fund Balance / Designations (\$4,745,462): Carryover of funds from prior fiscal years.



Use of Funds

Services & Supplies (\$3,540,904):

Comprised of the following incentive and grant funding programs:

- Carl Moyer Program awarded and anticipated vehicle project funding grants and associated AB923 grant match (\$811,994)
- Installation and maintenance of standard & access controlled EV charging stations at County owned and leased facilities (\$652,500)
- Federal Targeted Airshed Grant funding wood stove replacement incentive program (\$471,980)
- AB2766 funded CY2024 & 2025 projects to be awarded in subsequent RFP (\$300,000)
- AB2766 funded projects previously awarded after RFP for CY2022 & 2023 (\$212,359)
- Federal Targeted Airshed Grant funding to EDC Fire Safe Council for biomass chipping (\$205,000)
- FARMER grant ag equipment projects (\$200,000)
- Public-use EV charging stations at private businesses throughout the County (\$100,000)
- Clean Lawnmower Incentive Program and expanded lawn equipment incentives (CLIIP) (\$110,000)
- Grant and incentive program advertising and outreach (\$78,566)
- Drive Clean EV purchase incentive program (\$74,875)
- Proposed Residential EV charging station incentives (\$59,900)
- District locally funded wood stove replacement incentive program (\$35,240)
- Placer County wood stove replacement incentive program (administered by El Dorado County AQMD) (\$43,200)
- CAP Grant funded wood stove replacement incentive program (\$40,000)
- State wood stove replacement incentive program (\$8,812)
- Electricity cost for EV chargers at EDH park-and-ride lot and Georgetown Library (\$5,000)
- EV charger monitoring contract (\$2,200)

And the following general operation costs:

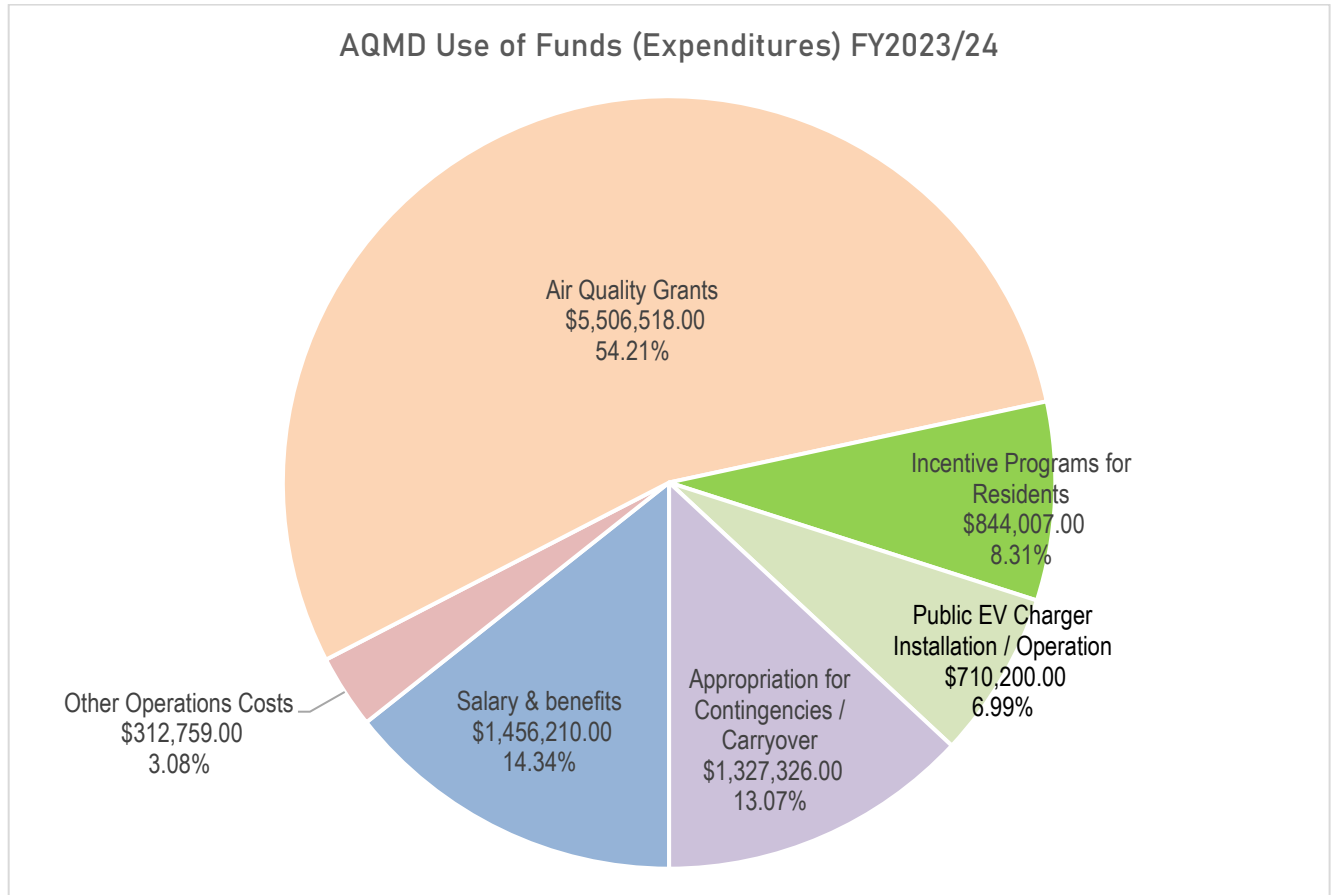
- Contracted fee study for AQMD fees (\$50,000)
- Fleet vehicle rent, maintenance and fuel costs (\$31,260)
- General liability insurance cost (\$8,978)
- Rent/Lease of copier and mobile phones for field staff (\$5,600)
- Staff training opportunities (\$6,860)
- Office equipment and technology upgrades (\$5,250)
- Payment to State for portion of "Hot Spot" fees (\$630)
- Sum of other small miscellaneous general operational costs (\$20,700)

Other Charges / Interfund Transfers (\$3,169,949): Comprised of awarded and anticipated school bus replacement grants and other eligible projects for government agencies funded with Carl Moyer Program, AB2766, and AB923 funds (\$2,921,765); 2CFR Part 200 County administration allocated costs (\$178,556); Charges from County Facilities to install and maintain/repair electric vehicle chargers at County offices (\$50,000), County Counsel charges (\$10,000); Spare the Air campaign contribution (\$5,228); Community Development Agency (CDA) Fleet Management charges for vehicle repairs (\$2,500); and Facilities cost-applied charges for building maintenance (\$1,900).

Appropriations for Contingencies / unallocated fund balance (\$1,327,326)

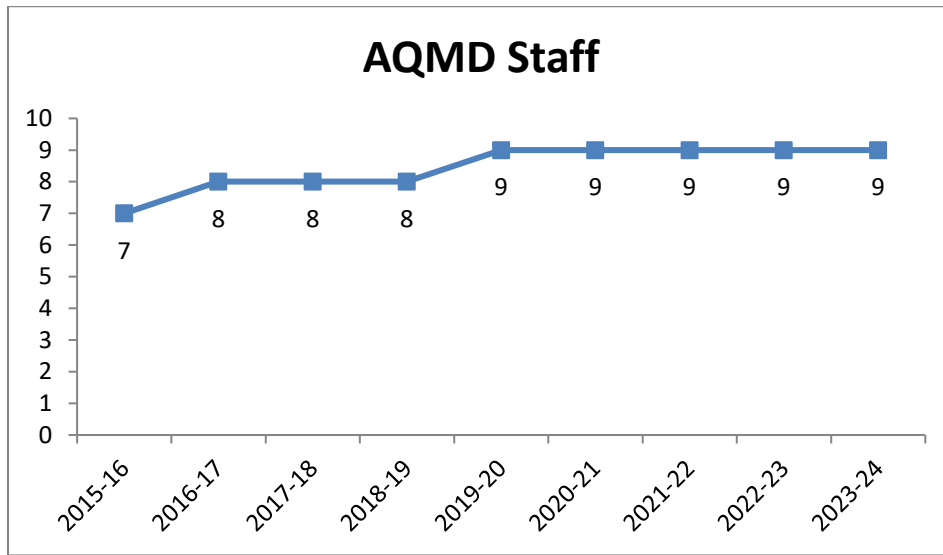
Operating Transfers Out (\$662,631): Transfers of Federal Targeted Airshed Grant funds to the El Dorado County Department of Transportation to pave the County's unpaved roads that are located in or near naturally occurring asbestos (NOA) areas.

Salaries & Benefits (\$1,456,210): Comprised of salary & overtime costs (\$1,015,002); retirement (\$239,341); health insurance (\$146,034); Medicare (\$13,312); retiree health (\$11,637); deferred compensation and flexible benefit costs (\$26,334); workers compensation insurance (\$4,664); unemployment insurance (\$1,458); and long-term disability insurance (\$1,098).



Staffing Trend

AQMD's staffing remained constant for several years after separating from EMD in FY 2010-11. From FY2010-11 to FY2015-16, the County's Community Development Agency provided fiscal services and annually charged AQMD an amount equivalent to the cost of 1.0 FTE. Starting in FY 2016-17, those administrative functions have been performed by a Senior Department Analyst (now Program Manager) employed directly by the District. In FY2018-19, the Board of Directors approved the addition of a Senior Air Quality Engineer to fulfill increased State mandated program requirements, expand the incentive programs and enhance succession planning. Staffing in FY2023-24 remains the same, with no additions or reductions in staff.



AIR QUALITY MANAGEMENT DISTRICT SUMMARY OF ORGS FY 23/24 PROPOSED BUDGET								
OBJ:	DESCRIPTION:	FY 22/23 FINAL ADOPTED BUDGET (including budget transfers)	7110100	7120200	7130300	7140400	FY 23/24 PROPOSED TOTAL BUDGET	DIFFERENCE BETWEEN FY 22/23 & FY 23/24 BUDGETS
			OPERATIONS/ CHIMNEY SMOKE PGM & MISC GRANTS FY 23/24 PROPOSED	AB2766 FY 23/24 PROPOSED	AB923 FY 23/24 PROPOSED	CARL MOYER FY 23/24 PROPOSED		
REVENUES:								
0000	Use of General Fund	-	-	-	-	-	-	-
0001	Use of Fund Balance	5,118,691	12,274	1,451,441	2,292,306	699,019	4,455,040	(663,651)
0003	Use of Designated Fund Balance	-	290,422	-	-	-	290,422	290,422
0220	Permit: Construction	28,665	29,358	-	-	-	29,358	693
0260	Other Licenses & Permits	700,857	775,045	-	-	-	775,045	74,188
0271	Permit: Hot Spots	-	1,800	-	-	-	1,800	(1,976)
0276	Permit: Fugitive Dust	162,072	132,599	-	-	-	132,599	(29,473)
0340	Penalty: Air Quality	1,000	2,000	-	-	-	2,000	1,000
0400	Interest	15,500	10,000	15,000	20,000	7,500	52,500	37,000
0541	St: Air Quality Surcharge	1,215,000	425,000	400,000	375,000	-	1,200,000	(15,000)
0880	St: Other	1,710,327	586,619	-	-	1,133,792	1,720,411	10,084
1100	Fed: Other	624,500	1,497,845	-	-	-	1,497,845	873,345
1940	Misc: Revenue	39,092	-	-	-	-	-	(39,092)
REVENUES TOTAL:		9,619,480	3,762,962	1,866,441	2,687,306	1,840,311	10,157,020	537,540
EXPENDITURES:								
3000	Perm. Employees	947,292	918,104	-	-	-	918,104	(29,188)
3002	Overtime	10,000	15,000	-	-	-	15,000	5,000
3003	Standby Pay	16,248	16,248	-	-	-	16,248	-
3004	Other Comp	650	65,650	-	-	-	65,650	65,000
3020	Employer Share Emp Ret.	239,618	239,341	-	-	-	239,341	(277)
3022	Medicare	13,736	13,312	-	-	-	13,312	(424)
3040	Employer Health Ins.	135,974	146,034	-	-	-	146,034	10,060
3041	Employer UnEmp. Ins	3,906	1,458	-	-	-	1,458	(2,448)
3042	Long Term Disab. Ins.	1,098	1,098	-	-	-	1,098	-
3043	Deferred Compensation	3,410	11,184	-	-	-	11,184	7,774
3046	Retiree Health	11,489	11,637	-	-	-	11,637	148
3060	Wrk. Comp. Ins	9,093	4,664	-	-	-	4,664	(4,429)
3080	Flex Benefits	6,240	12,480	-	-	-	12,480	6,240
SUBTOTAL SALARY & BENEFITS:		1,398,754	1,456,210	-	-	-	1,456,210	57,456
4020	Clothing & Personal Gear	200	300	-	-	-	300	100
4040	Comm. Phn. Vender Pmt.	3,300	2,900	-	-	-	2,900	(400)
4041	Comm. Pass Thru Chrgs.	200	200	-	-	-	200	-
4080	Household Expense	75	200	-	-	-	200	125
4100	Ins. Premiums	7,085	8,978	-	-	-	8,978	1,893
4145	Maintenance: Equipment	-	-	2,500	-	-	2,500	2,500
4160	Veh Maint: Service	100	100	-	-	-	100	-
4221	Memberships (Legislative)	2,850	3,000	-	-	-	3,000	150
4260	Office Expense	1,500	2,000	-	-	-	2,000	500
4261	Postage	1,000	1,000	-	-	-	1,000	-
4263	Subscription/Newspaper/Journals	200	-	-	-	-	-	(200)
4264	Books / Manuals	350	400	-	-	-	400	50
4266	Printing / Duplication	1,250	1,250	-	-	-	1,250	-
4300	Prof. & Special Serv.	2,681,479	51,600	602,200	-	-	653,800	(2,027,679)
4324	Medical/Dental, Lab & Ambulance Service	400	400	-	-	-	400	-
4337	Other Governmental Agencies	42,671	630	-	-	-	630	(42,041)
4355	Grant: Non-Governmental Agency	-	405,000	607,250	118,829	693,165	1,824,244	1,824,244
4400	Publication & Legal	80,541	78,041	-	-	-	78,041	(2,500)
4420	Rents & Leases: Equipment	2,700	2,700	-	-	-	2,700	-
4440	Rents & Leases: Building	-	525	-	-	-	525	525
4461	Equip: Minor	51,200	1,200	50,000	-	-	51,200	-
4462	Equip: Computer	3,100	5,250	-	-	-	5,250	2,150
4500	Special Dept Exp (Non 1099 INCENTIVES)	261,075	124,270	134,775	-	110,000	369,045	107,970
4502	Educational Materials	1,000	1,000	-	-	-	1,000	-
4599	SDE - Other Income (1099 INCENTIVES)	687,608	474,962	-	-	-	474,962	(212,646)
4600	Transportation & Travel (No Overnight)	100	250	-	-	-	250	150
4602	Private Auto Employee Mileage (No Overnight Travel)	400	400	-	-	-	400	-
4605	Rent & Lease: Vehicle (No Overnight Travel)	29,425	27,160	4,909	-	-	32,069	2,644
4607	Bulk Fuel Purchase	3,200	4,000	200	-	-	4,200	1,000
4609	Staff Development	500	500	-	-	-	500	-
4650	Registration (Overnight Travel)	4,665	6,360	-	-	-	6,360	1,695
4651	Meals/Per Diem (Overnight Travel)	1,520	1,400	-	-	-	1,400	(120)
4652	Mileage/Fuel (Overnight Travel)	600	600	-	-	-	600	-
4653	Auto Rental (Overnight Travel)	400	400	-	-	-	400	-
4654	Airfare (Overnight Travel)	650	650	-	-	-	650	-
4655	Other Costs (Overnight Travel)	200	400	-	-	-	400	200
4656	Hotel (Overnight Travel)	4,050	4,050	-	-	-	4,050	-
4700	Utilities	2,500	-	5,000	-	-	5,000	2,500
SUBTOTAL SERVICES & SUPPLIES:		3,878,094	1,212,076	1,406,834	118,829	803,165	3,540,904	(337,190)
5240	Contribution: Non-County Governmental Agencies	2,336,476	-	5,228	-	-	5,228	(2,331,248)
5241	Grant: Government Agencies (Non-County)	-	-	191,800	1,948,898	781,067	2,921,765	2,921,765
SUBTOTAL OTHER CHARGES:		2,336,476	-	197,028	1,948,898	781,067	2,925,993	590,517
5300	Interfund Expense: Not General	279,207	178,556	2,500	-	-	181,056	(98,151)
5304	Interfund: Mail Service	3,325	-	-	-	-	-	(3,325)
5305	Interfund: Stores Support	201	-	-	-	-	-	(201)
5310	Interfund: County Counsel	10,000	10,000	-	-	-	10,000	-
5318	Interfund: Maint Building Imp	1,900	1,400	50,500	-	-	51,900	50,000
SUBTOTAL INTERFUND TRANSFERS:		294,633	189,956	53,000	-	-	242,956	(51,677)
7000	Operating Transfer Out	144,286	662,631	-	-	-	662,631	518,345
7001	Operating Transfer Out: Fleet	15,000	-	-	-	-	-	(15,000)
SUBTOTAL OPERATING TRANSFERS:		159,286	662,631	-	-	-	662,631	503,345
7700	Appropriation for Contingencies	702,237	242,089	209,579	619,579	256,079	1,327,326	625,089
7801	Designations of Fund Balance	850,000	-	-	-	-	-	(850,000)
SUBTOTAL CONTINGENCIES:		1,552,237	242,089	209,579	619,579	256,079	1,327,326	(224,911)
EXPENDITURES TOTALS:		9,619,480	3,762,962	1,866,441	2,687,306	1,840,311	10,157,020	537,540
REVENUE LESS EXPENDITURES:		-	-	-	-	-	-	-

Proposed Air Quality Management District Fee Schedule						
July 1, 2023 - June 30, 2024						
		CPI - 2/2022- 2/2023		Increase:		5.4%
		July 1, 2022 - June 30, 2023		Fees as of July 1, 2023		
Program Element	Description	Rule	Current Fixed Fee	Current Unit Rate	Proposed Fixed Fee	Proposed Unit Rate
0841	Aggregate Plants	601.3.G.2.a***	\$ 2,432	\$ -	\$ 2,563	\$ -
0842	Asphalt Batch Plants	601.3.G.2.b***	\$ 4,428	\$ -	\$ 4,667	\$ -
0970	Boilers, Furnaces, Process Heaters, Ovens... <5 MM BTU/hr	601.3.G.2.f***	\$ 570	\$ -	\$ 601	\$ -
0971	Boilers, Furnaces, Process Heaters, Ovens... 5-24 MM BTU/hr	601.3.G.2.f***	\$ 725	\$ -	\$ 764	\$ -
0972	Boilers, Furnaces, Process Heaters, Ovens... =>25 MM BTU/hr (Per BTU)	601.3.G.2.f***	\$ -	\$ 32.82	\$ -	\$ 34.59
0891	Bulk Plants <40,000 gallons	601.3.G.2.m***	\$ 1,213	\$ -	\$ 1,279	\$ -
0892	Bulk Plants =>40,000 gallons	601.3.G.2.m***	\$ 1,992	\$ -	\$ 2,100	\$ -
0957	Gas Flares	601.3.G.2.g***	\$ 570	\$ -	\$ 601	\$ -
0958	Incinerators <40 square feet	601.3.G.2.h***	\$ 570	\$ -	\$ 601	\$ -
0959	Incinerators =>40 square feet	601.3.G.2.h***	\$ 725	\$ -	\$ 764	\$ -
0963	Internal Combustion Engines for Backup Power <250 hp	601.3.G.2.d***	\$ 431	\$ -	\$ 454	\$ -
0964	Internal Combustion Engines for Backup Power =>250 hp	601.3.G.2.d***	\$ 543	\$ -	\$ 572	\$ -
0849	Landfills	601.3.G.2.j***	\$ 3,288	\$ -	\$ 3,466	\$ -
0980	Material Handling and Collection Systems	601.3.G.2.j***	\$ 626	\$ -	\$ 660	\$ -
0990	Miscellaneous Equipment	601.3.G.2.n***	\$ 543	\$ -	\$ 572	\$ -
0862	Plating Lines	601.3.G.2.n***	\$ 426	\$ -	\$ 449	\$ -
0965	Prime Power Internal Combustion Engines <500 hp	601.3.G.2.e***	\$ 773	\$ -	\$ 815	\$ -
0966	Prime Power Internal Combustion Engines =>500 hp (per hp)	601.3.G.2.e***	\$ -	\$ 1.58	\$ -	\$ 1.67
0857	Remediation Systems	601.3.G.2.k***	\$ 1,785	\$ -	\$ 1,881	\$ -
0830	Source Test Observation and Report Preparation (hourly rate)	601.3.J***	\$ -	\$ 163	\$ -	\$ 172
0954	Surface Coating Operations <520 pounds/year	601.3.G.2.c***	\$ 543	\$ -	\$ 572	\$ -
0955	Surface Coating Operations =>520 pounds/year	601.3.G.2.c***	\$ 787	\$ -	\$ 829	\$ -
0982	Vapor Recovery Systems, Phase One	601.3.G.2.l***	\$ 363	\$ -	\$ 383	\$ -
0984	Vapor Recovery Systems, Phase Two	601.3.G.2.l***	\$ 1,213	\$ -	\$ 1,279	\$ -
1004	Emissions of Carbon Monoxide CO (per ton)	601.3.B.2***	\$ -	\$ 13.09	\$ -	\$ 13.80
1030	Emissions of VOC, SOx, NOx, TSP (per ton)	601.3.B.2***	\$ -	\$ 78.25	\$ -	\$ 82.48
0907	Hot Spots Emissions =>10 tons (per ton passed through to State)	601.3.A&B**	\$ -	\$ 12.91	\$ -	\$ 12.91
0907B	Hot Spots Emissions =>10 tons (per ton to AQMD)	601.3.A&B**	\$ -	\$ 17.39	\$ -	\$ 17.39
0906	Hot Spots Emissions <10 tons, flat rate	601.3.A&B**	\$ 100	\$ -	\$ 100	\$ -
0951	Asbestos Dust Mitigation Plan (base fee plus per acre fee)	610.3.B.1.a*	\$ 488	\$ 32.82	\$ 514	\$ 34.59
0882	Authority to Construct Application	601.3.A.3***	\$ 443	\$ -	\$ 466	\$ -
0899	Change of Ownership (base fee plus annual permit fees)	601.3.F***	\$ 116	\$ -	\$ 122	\$ -
0890	Duplicate Permits	601.3.J***	\$ 31.56	\$ -	\$ 33.26	\$ -
0942	Filing Fee	601.2.D***	\$ 116	\$ -	\$ 122	\$ -
0927	Fugitive Dust Plans	601.3.A***	\$ 155	\$ -	\$ 163	\$ -
0952	Geologic Evaluations	610.3.B.1****	\$ 651	\$ -	\$ 686	\$ -
0895	Hourly Rate for AQMD staff time	609.3.A	\$ 163	\$ 163	\$ 172	\$ 172
0944	Processing Fee (= 2 hours)	601.2.B	\$ 326	\$ -	\$ 344	\$ -
0912	Hearing Board Variance CO Emissions (per pound)	606.3.C	\$ -	\$ 0.13	\$ -	\$ 0.13
0909	Hearing Board Variance NOx Emissions (per pound)	606.3.C	\$ -	\$ 9.23	\$ -	\$ 9.23
0911	Hearing Board Variance PM10 Emissions (per pound)	606.3.C	\$ -	\$ 9.00	\$ -	\$ 9.00
0910	Hearing Board Variance SOx Emissions (per pound)	606.3.C	\$ -	\$ 3.00	\$ -	\$ 3.00
0908	Hearing Board Variance VOC Emissions (per pound)	606.3.C	\$ -	\$ 10.00	\$ -	\$ 10.00
	Hearing Board Filing Fee	606.3.A	\$ 263	\$ -	\$ 277	\$ -
	Hearing Board Filing Fee Interim or Emergency Variance	606.3.A	\$ 68	\$ -	\$ 72	\$ -

CPI Index is determined by the State of California Office of the Director - Research Unit Consumer Price Index : Selecting California CPI, All Urban Consumers, April to April of the prior year. Referenced by Rule 601.4C, 609.4B and 610.3.B.4

California Revenue and Taxation Code Section 2212: "Percentage change in the cost of living means the percentage change from April of the prior year to April 1 of the current year in the California Price Index for all items, as determined by the California Department of Industrial Relations." Due to changes in the manner the California CPI is calculated and reported by the California Department of Industrial Relations starting in 2018, April's CPI number is not available in time to release budget and fee information per California code. The District used the April 2017 - February 2018 CPI change for the FY18-19 fee calculation, are using the February 2018 - February 2019 CPI change for the FY19-20 fee calculation, and will continue using February-February CPI numbers for future years.

*Per Rule 610.4: Fees associated with Rule 610.3B, 610.3.c, 610.3D, 610.3E or 610.3F include a 50% penalty if not paid within 30 days of the date of the invoice.

**Per Rule 608.4 : Fees associated with Rule 601.3A,B or C will be charged a 50% penalty if not paid within 60 days of the date of assessment. An additional penalty of 50% is assessed after 90 days of the date of assessment. After 120 days if the fee goes unpaid, permit revocation proceedings may be initiated.

***Per Rule 601.4A: Fees associated with Rule 601.3B, 610.3.(all) include a 50% penalty if not paid within 30 days of the date of the invoice.