



# EL DORADO COUNTY BROADBAND UPDATE

AUGUST 2023

# AGENDA

- ❖ Broadband Update
- ❖ Previous Priority Areas Update
- ❖ CPUC's Federal Funding Account (FFA)
- ❖ Updated Priority Areas, Aligned with FFA Rules
- ❖ Securing ISP Partners, Invitation to Negotiate Process
- ❖ Next Steps

# Previously Identified Priority Areas

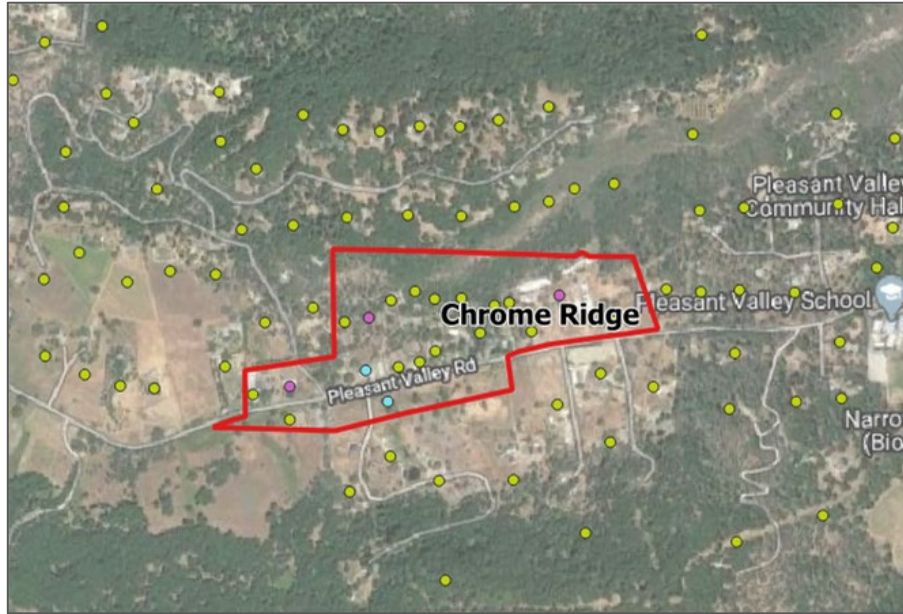
Changes 2020 to Current

# Previously Identified Priority Areas

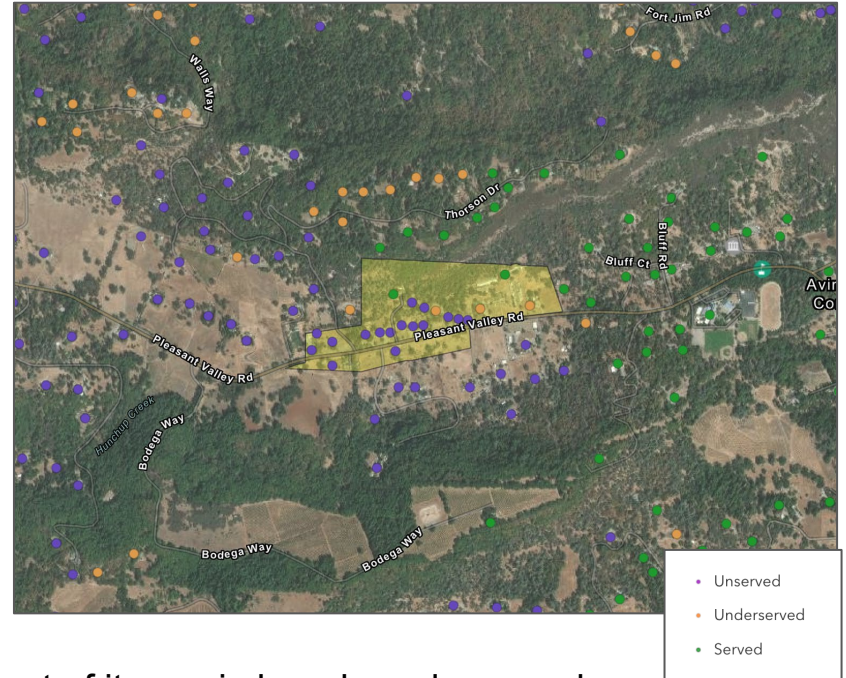
2020 Priority Areas	2023 Status
Chrome Ridge	Still Unserved
Coloma	Cal.net and T-Mobile Fixed Wireless over 100 Mbps
Cool	Xfinity and AT&T Fiber, above 100 Mbps
Fairplay	Cal.net fixed wireless, above 100 Mbps, still eligible for funding
Garden Valley	Cal.net and T-Mobile Fixed Wireless over 100 Mbps
Georgetown	Xfinity and Vast Networks, above 100 Mbps
Grizzly Flats	AT&T Fiber, over 100 Mbps
Somerset	Still Unserved
Tahoma	Optimum Cable, over 100 Mbps; Meeks Bay and surrounding area still unserved
Pleasant Valley	Cal.net fixed wireless, above 100 Mbps, still eligible for funding

# Previously Identified Priority Area - Chrome Ridge

2020



Current



The previously identified area and west of it remain largely underserved.

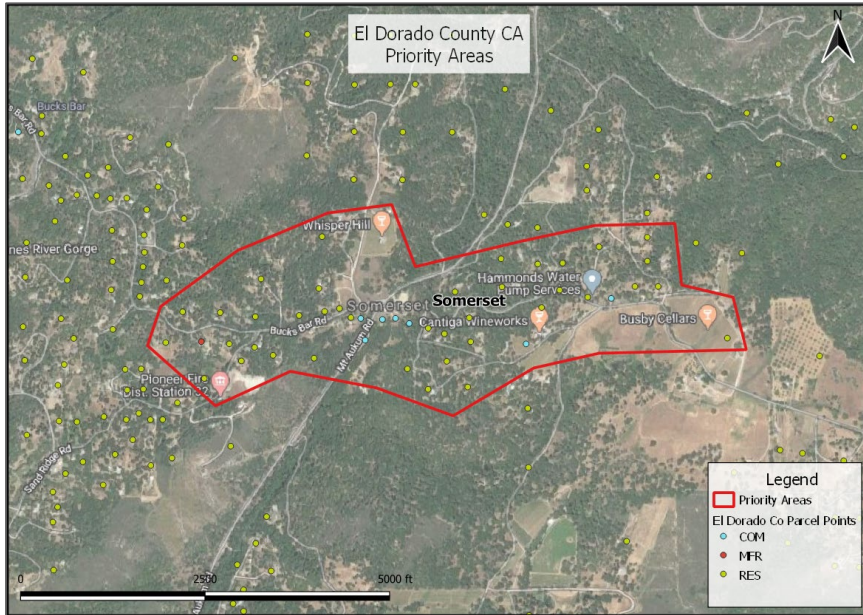
T-Mobile is claiming Licensed Fixed Wireless service to the East at 100 Mbps or better

There are no Cable, Fiber or Copper providers shown in records

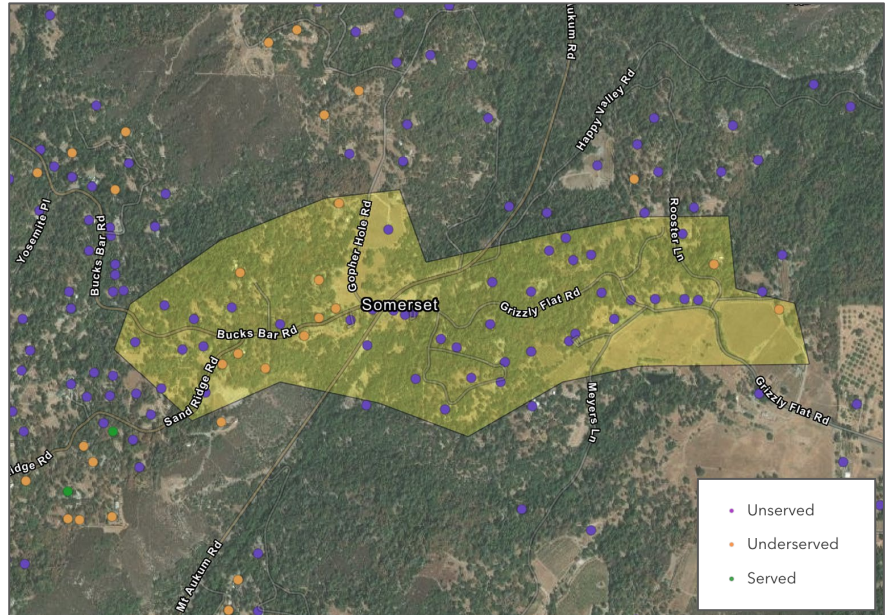


# Previously Identified Priority Areas - Somerset

2020



Current

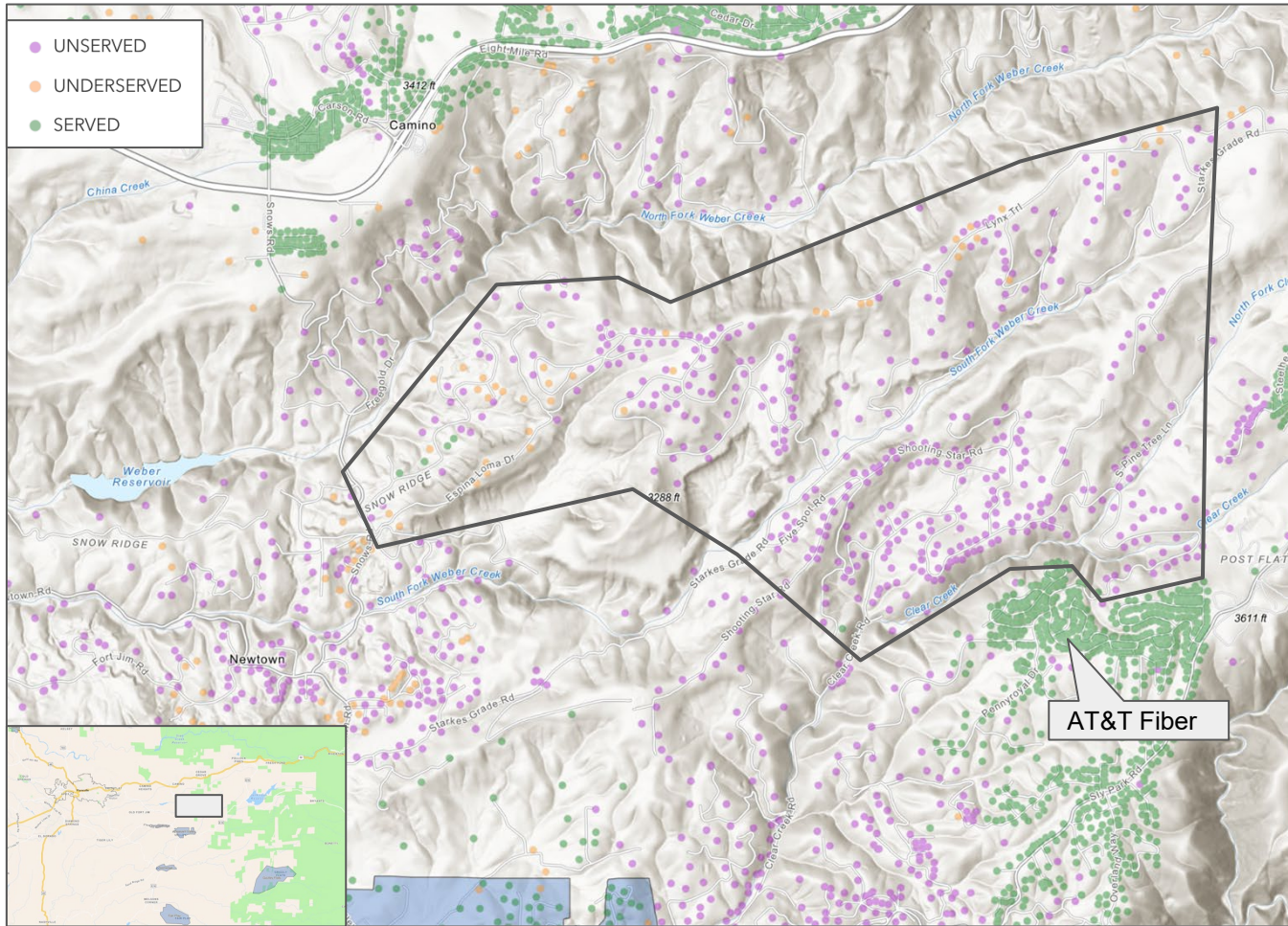


Somerset and surrounding remain almost entirely Unserved and Underserved.

There are no Fiber, Cable or Copper carriers in the area

Cal.net offers the fastest wireless speeds

NEW: Rancho Del Sol Subdivision & Adjacent (sample feasibility level design)



Build Cost Estimate			
Service Level	Count	Build Cost	Pre-Grant Return
Underserved	38	\$172,127	-\$134,641
Unserved	417	\$1,522,837	-\$851,239
Totals	466	\$1,732,951	-\$985,880

Rancho Del Sol is located  
just South of Camino

Approximately 150 homes  
within the subdivision

There are no Copper, Cable or Fiber options available

AT&T previously provided DSL service and offers fiber nearby

Note the nearly \$1m loss that would be incurred over 20 years to service this area without funding

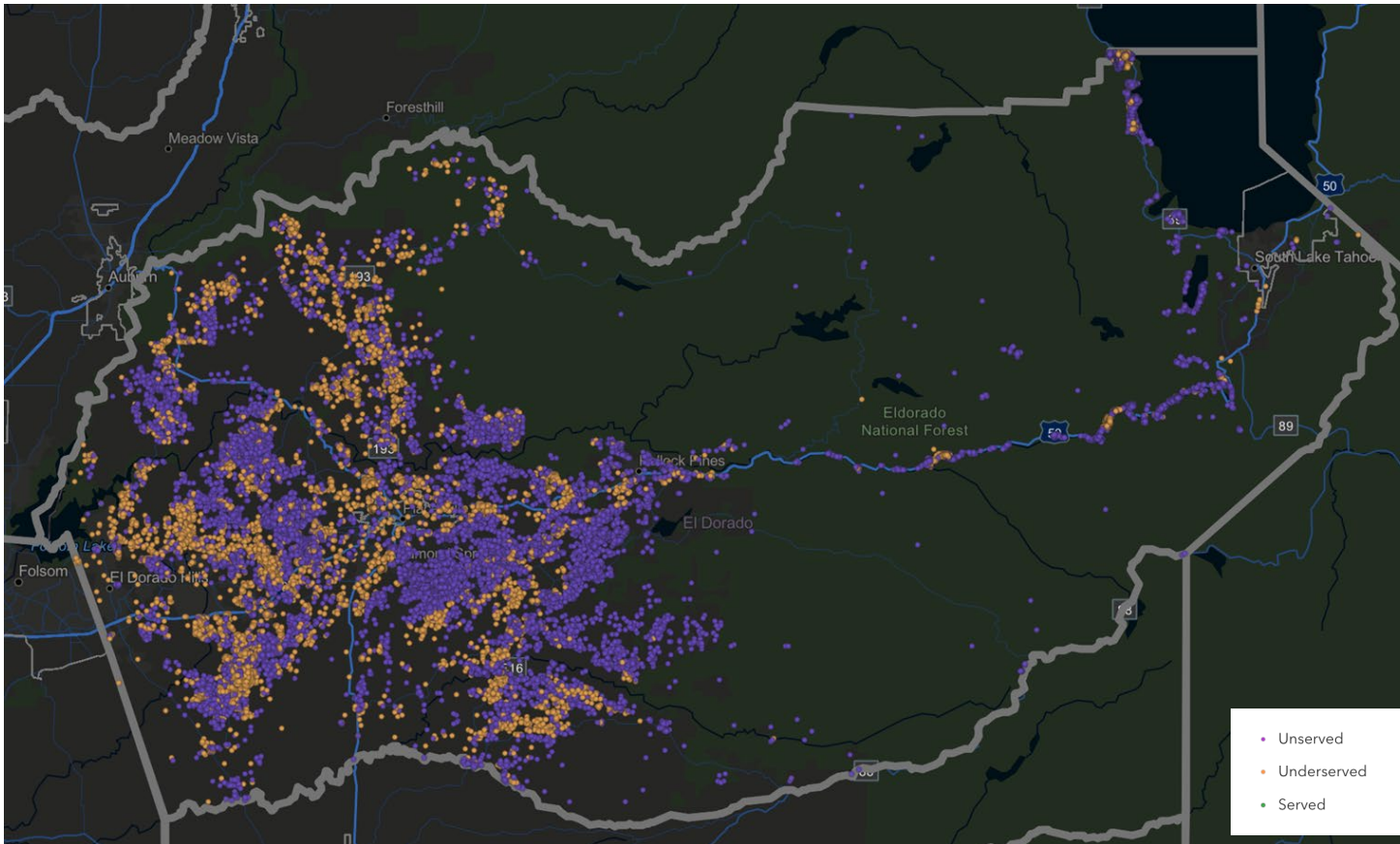


# County-Wide Outlook

Latest FCC Fabric Release

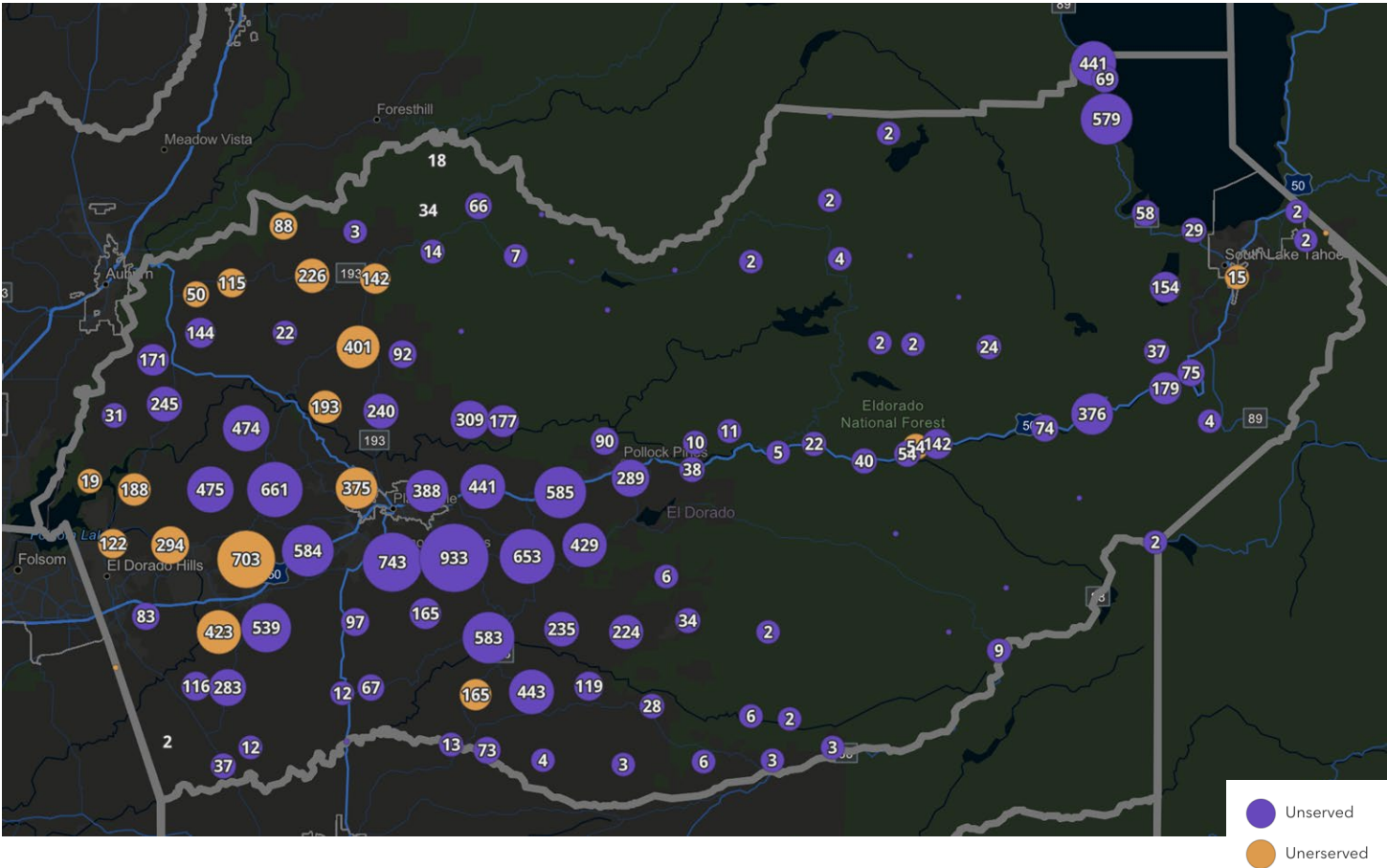


# Unserved & Underserved Addresses



Eligible Broadband Locations		
Service Level	Count	Percentage
Underserved	5,653	31%
Unserved	12,566	69%

# Unserved & Underserved - Cluster Analysis



Eligible Broadband Locations		
Service Level	Count	Percentage
Underserved	5,653	31%
Unserved	12,566	69%

Ample contiguous pockets of grant eligible addresses remain

# CPUC'S FEDERAL FUNDING ACCOUNT

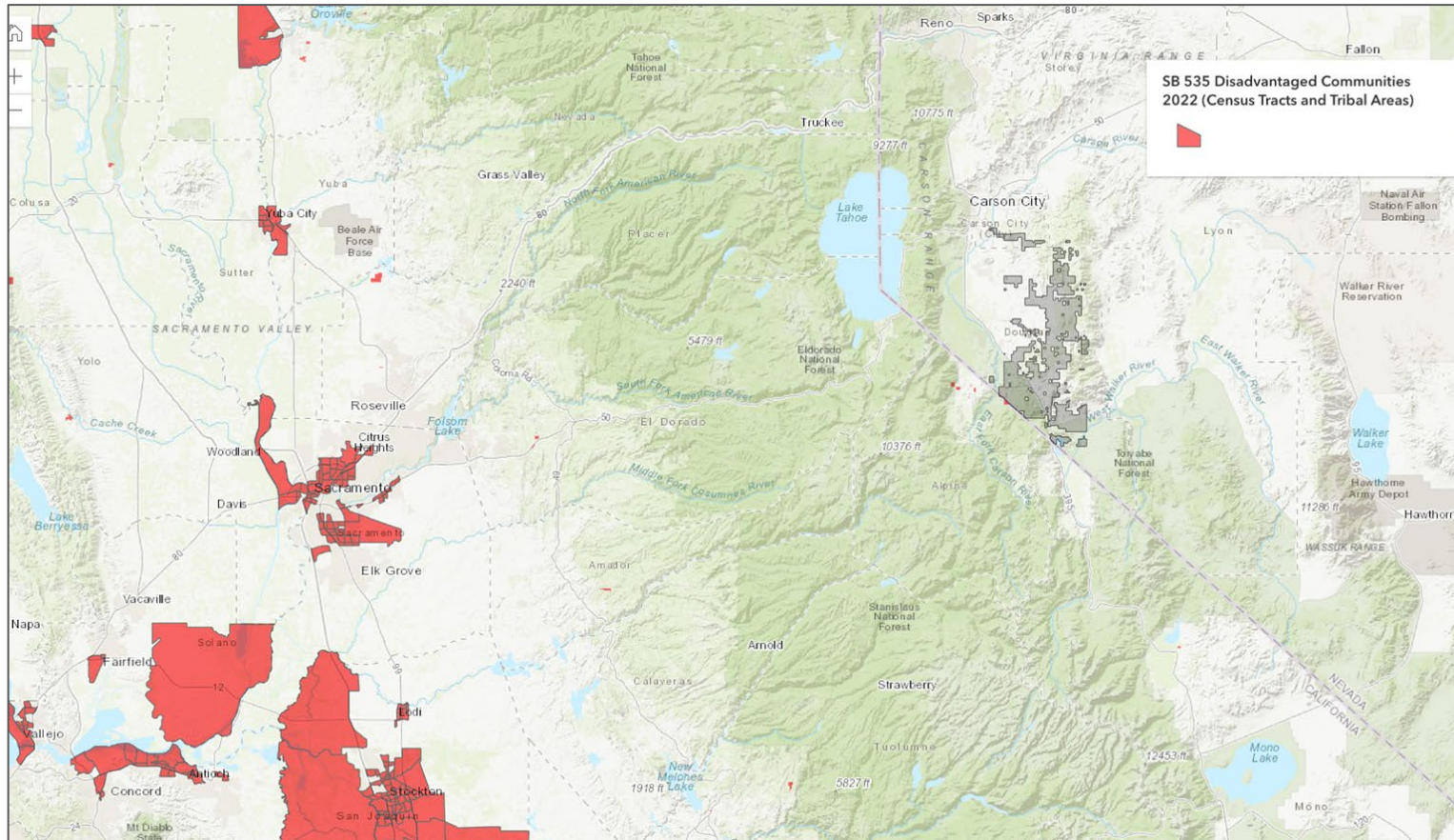
- ❖ Established by 2021's Senate Bill 156
- ❖ \$2 billion grant program for last-mile fiber broadband infrastructure projects.
- ❖ Grant deadline is September 29, 2023
- ❖ Points are based upon:
  - Match, 10 points total, 1 point for every 10%
  - Fiber, 10 points total, 1 point for every 10%
  - Government-owned, 20 points total. 1 point for every 5% ownership
  - Lifeline, low-income service offering, 10 points, yes or no
  - Pricing Commitment, Same prices for 10 years, 10 points, yes or no
  - Disadvantage Community or Median Household Income is 80% of State-level Income, 20 points
  - Capacity and Performance, 10 points
  - Technology, Network and budget, 10 points
  - Connects to State-wide Middle Mile network, 10 points

Allocation per unserved resident =  $(\$1B - [(\$5M/\text{county}) \times (27 \text{ counties})]) / (159,601 \text{ unserved residents}) = \$5600 \text{ CPP}$

<b>Rural Counties (27)</b>			
<b>Population Unserved</b>		<b>County</b>	<b>Allocation = \$5 million + \$5,419.76554 per unserved resident<sup>26</sup></b>
1	367	Alpine	\$6,989,053.95
2	9,632	Amador	\$57,203,181.68
3	4,761	Calaveras	\$30,803,503.74
4	4,419	Colusa	\$28,949,943.92
5	976	Del Norte	\$10,289,691.17
6	19,716	El Dorado	\$111,856,097.39
7	3,704	Glenn	\$25,074,811.56
8	10,063	Humboldt	\$59,539,100.63
9	1,517	Inyo	\$13,221,784.32
10	6,031	Kings	\$37,686,605.97
11	4,324	Lake	\$28,435,066.19
12	3,673	Lassen	\$24,906,798.83
13	11,362	Madera	\$66,579,376.07
14	6,613	Mariposa	\$40,840,909.52
15	9,674	Mendocino	\$57,430,811.83
16	3,493	Modoc	\$23,931,241.03
17	1,033	Mono	\$10,598,617.80



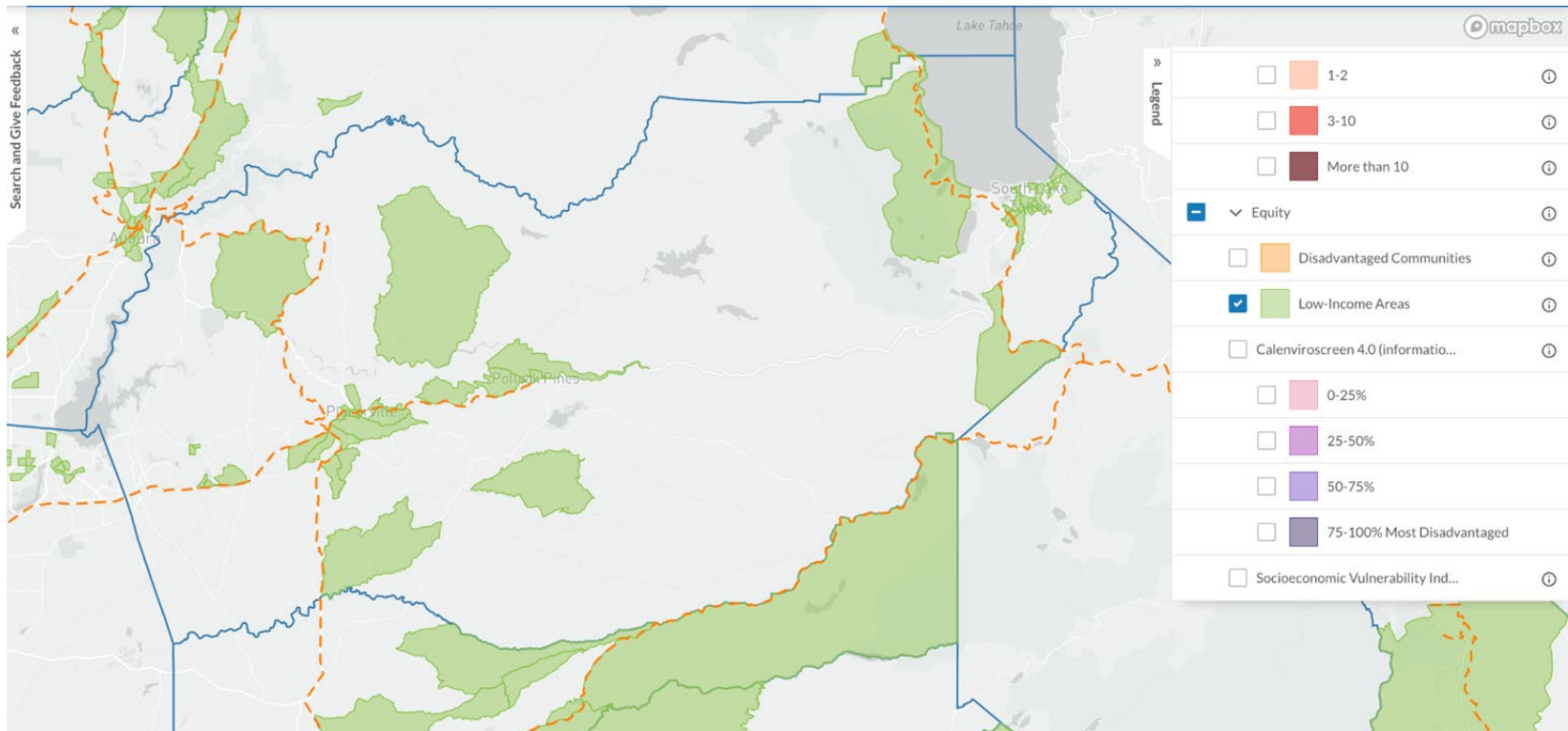
# Disadvantaged Communities



The award of up to 20 points, per Appendix A, Section 3g ("Existing Broadband Service Need") will be awarded to projects in which 50 percent or more locations have one or more of the following characteristics: low-income areas where aggregated household incomes are less than 80 percent of the state or that county's median income, "Disadvantaged Communities" as defined by the [California Environmental Protection Agency](#) and/or tribal lands.

[OEHHA Link](#)

# Low Income Areas



[OEHHA Link](#)

# El Dorado County, Invitation to Negotiate Process

- ❖ Formal engagement with ISPs

- ❖ Objectives:

1. Select ISP partner(s) for FFA grant opportunity (this year) and BEAD program (next year)
2. To select partner(s) to build fiber infrastructure to homes and businesses that may not be eligible for funding, but would benefit from additional competition and better broadband services.
3. To connect County facilities with fiber
4. To better understand what plans, if any, ISPs have to build out Gigabit broadband within the County and/or to identify their plans to apply for grant funding.

- ❖ FFA grant deadline: September 29

- ❖ County ownership



QUESTIONS?

THANK YOU