

Appendix 3 Traffic Counts

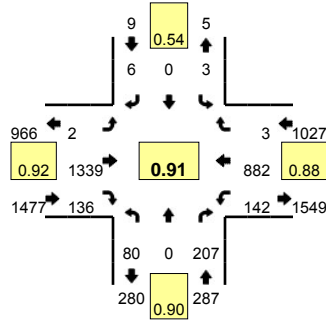


Type of peak hour being reported: Intersection Peak

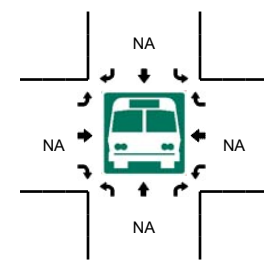
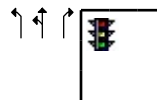
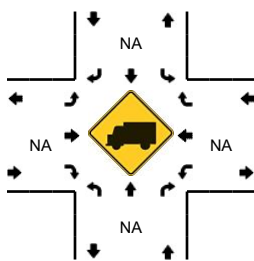
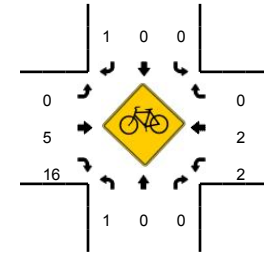
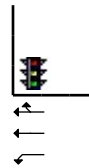
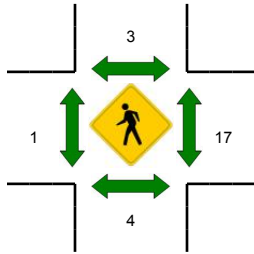
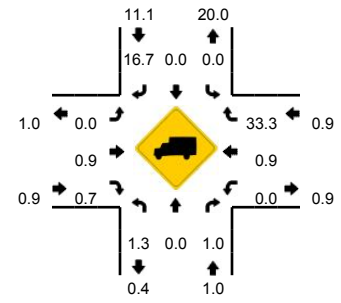
Method for determining peak hour: Total Entering Volume

LOCATION: Green Valley Rd -- Sophia Pkwy
CITY/STATE: El Dorado Hills, CA

QC JOB #: 12004702
DATE: Tue, May 06 2014



Peak-Hour: 5:00 PM -- 6:00 PM
Peak 15-Min: 5:20 PM -- 5:35 PM

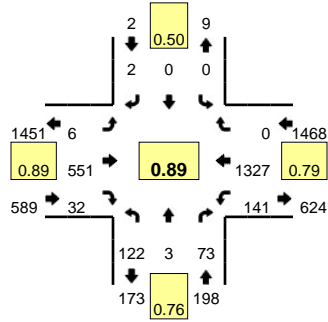


5-Min Count Period Beginning At	Green Valley Rd (Northbound)				Green Valley Rd (Southbound)				Sophia Pkwy (Eastbound)				Sophia Pkwy (Westbound)				Total	Hourly Totals
	Left	Thru	Right	U	Left	Thru	Right	U	Left	Thru	Right	U	Left	Thru	Right	U		
4:30 PM	7	1	11	0	0	0	0	0	0	106	8	0	5	69	1	0	208	2410
4:35 PM	3	0	17	0	0	1	1	0	0	94	9	0	13	66	0	0	204	2424
4:40 PM	5	0	5	0	1	0	0	0	0	106	12	0	12	72	0	0	213	2445
4:45 PM	6	0	16	0	0	0	0	0	0	93	6	0	19	63	0	0	203	2456
4:50 PM	3	0	8	0	0	0	0	0	0	116	14	0	7	77	0	0	225	2491
4:55 PM	2	0	17	0	0	0	2	0	1	99	7	0	11	74	0	0	213	2484
5:00 PM	6	0	11	0	1	0	1	0	1	110	9	0	8	78	0	0	225	2512
5:05 PM	8	0	26	0	0	0	0	0	0	99	11	0	8	66	0	0	218	2531
5:10 PM	6	0	6	1	2	0	0	0	0	108	10	0	15	75	0	0	223	2526
5:15 PM	8	0	17	0	0	0	1	0	0	114	12	0	10	50	1	0	213	2555
5:20 PM	4	0	21	0	0	0	0	0	0	111	8	0	23	97	0	0	264	2620
5:25 PM	5	0	17	0	0	0	1	0	0	141	15	0	9	75	1	0	264	2673
5:30 PM	7	0	19	0	0	0	1	0	0	104	13	0	11	83	0	0	238	2703
5:35 PM	7	0	19	0	0	0	0	0	0	118	12	0	14	69	0	0	239	2738
5:40 PM	6	0	23	0	0	0	1	0	1	97	4	0	9	97	1	0	239	2764
5:45 PM	9	0	13	0	0	0	1	0	0	104	15	0	13	71	0	0	226	2787
5:50 PM	3	0	17	1	0	0	0	0	0	114	13	0	12	60	0	0	220	2782
5:55 PM	9	0	18	0	0	0	0	0	0	119	14	0	10	61	0	0	231	2800
6:00 PM	8	0	15	0	0	0	0	0	0	95	12	0	10	50	0	0	190	2765
6:05 PM	5	0	16	0	0	0	1	0	1	115	9	0	8	63	0	0	218	2765
6:10 PM	6	0	18	0	0	0	0	0	0	74	16	0	12	49	0	0	175	2717
6:15 PM	7	0	20	0	0	0	0	0	0	87	11	0	7	57	0	0	189	2693
6:20 PM	5	0	11	0	0	0	0	0	0	97	19	0	5	52	0	0	189	2618
6:25 PM	4	0	18	0	0	0	0	0	0	96	11	0	11	35	0	0	175	2529
Peak 15-Min Flowrates	Northbound				Southbound				Eastbound				Westbound				Total	
	Left	Thru	Right	U	Left	Thru	Right	U	Left	Thru	Right	U	Left	Thru	Right	U		
All Vehicles	64	0	228	0	0	0	8	0	0	1424	144	0	172	1020	4	0	3064	
Heavy Trucks	4	0	0	0	0	0	4	0	0	16	4	0	0	12	4	0	44	
Pedestrians		8				0				0				28			36	
Bicycles	0	0	0	0	0	0	0	0	0	2	1	0	0	0	0	0	3	
Railroad																		
Stopped Buses																		

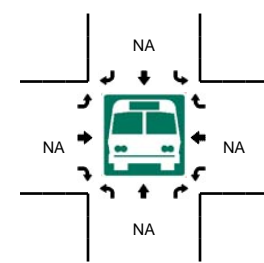
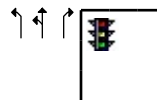
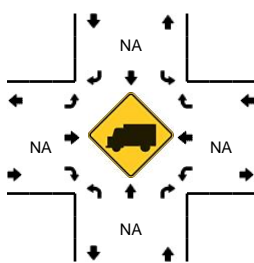
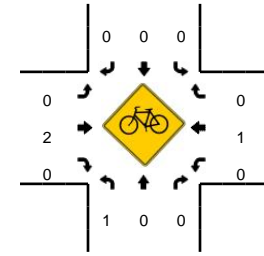
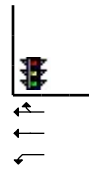
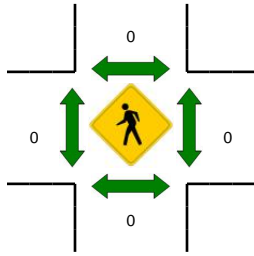
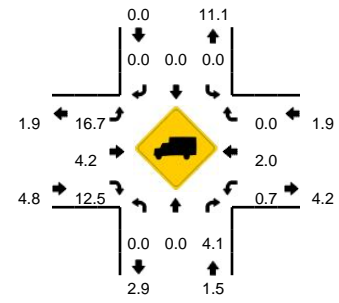
Comments:

LOCATION: Green Valley Rd -- Sophia Pkwy
CITY/STATE: El Dorado Hills, CA

QC JOB #: 12004701
DATE: Tue, May 06 2014



Peak-Hour: 7:15 AM -- 8:15 AM
Peak 15-Min: 7:40 AM -- 7:55 AM

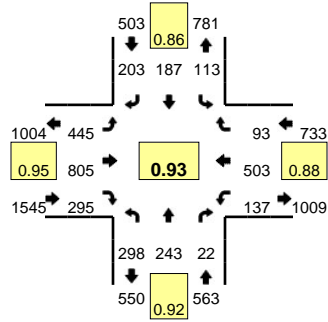


5-Min Count Period Beginning At	Green Valley Rd (Northbound)				Green Valley Rd (Southbound)				Sophia Pkwy (Eastbound)				Sophia Pkwy (Westbound)				Total	Hourly Totals
	Left	Thru	Right	U	Left	Thru	Right	U	Left	Thru	Right	U	Left	Thru	Right	U		
6:45 AM	6	1	1	0	0	0	0	0	2	45	3	0	5	87	1	0	151	
6:50 AM	9	1	2	0	0	0	0	0	1	35	5	0	5	78	1	0	137	
6:55 AM	10	0	3	0	0	0	2	0	2	41	6	0	8	60	0	0	132	
7:00 AM	7	0	1	0	0	0	0	0	2	43	6	0	8	66	0	0	133	
7:05 AM	11	0	3	0	0	0	0	0	1	44	3	0	3	94	0	0	159	
7:10 AM	8	0	0	0	0	0	0	0	1	32	1	0	11	91	0	0	144	
7:15 AM	11	0	6	0	0	0	0	0	0	45	2	0	8	107	0	0	179	
7:20 AM	7	0	8	0	0	0	0	0	0	38	0	0	5	99	0	0	157	
7:25 AM	13	0	16	0	0	0	0	0	0	52	3	0	13	92	0	0	189	1695
7:30 AM	7	2	10	0	0	0	0	0	1	44	1	0	11	123	0	0	199	1808
7:35 AM	11	0	6	0	0	0	1	0	1	57	6	0	12	117	0	0	211	1907
7:40 AM	3	1	3	0	0	0	0	0	0	35	2	0	23	129	0	0	196	1987
7:45 AM	14	0	2	0	0	0	1	0	0	49	1	0	23	121	0	0	211	2047
7:50 AM	13	0	4	0	0	0	0	0	0	37	5	0	15	156	0	0	230	2140
7:55 AM	12	0	8	0	0	0	0	0	3	47	1	0	6	112	0	0	189	2197
8:00 AM	10	0	4	0	0	0	0	0	1	39	3	0	7	89	0	0	153	2217
8:05 AM	10	0	3	0	0	0	0	0	0	57	5	0	10	99	0	0	184	2242
8:10 AM	11	0	3	0	0	0	0	0	0	51	3	0	8	83	0	0	159	2257
8:15 AM	7	0	8	0	0	0	1	0	0	42	3	0	17	95	0	0	173	2251
8:20 AM	5	0	5	0	0	0	0	0	1	43	1	0	5	85	0	0	145	2239
8:25 AM	7	0	11	0	0	0	1	0	0	61	3	0	12	86	0	0	181	2231
8:30 AM	3	0	7	0	0	0	0	0	0	48	8	0	5	70	0	0	141	2173
8:35 AM	6	0	2	0	0	0	2	0	0	59	0	0	16	78	1	0	164	2126
8:40 AM	8	0	10	0	0	0	0	0	0	41	6	0	14	96	0	0	175	2105
Peak 15-Min Flowrates	Northbound				Southbound				Eastbound				Westbound				Total	
	Left	Thru	Right	U	Left	Thru	Right	U	Left	Thru	Right	U	Left	Thru	Right	U		
All Vehicles	120	4	36	0	0	0	4	0	0	484	32	0	244	1624	0	0	2548	
Heavy Trucks	0	0	8	0	0	0	0	0	0	20	0	0	4	28	0	0	60	
Pedestrians	0	0	0	0	0	0	0	0	0	0	0	0	0	0	0	0	0	
Bicycles	0	0	0	0	0	0	0	0	0	0	0	0	0	1	0	0	1	
Railroad																		
Stopped Buses																		

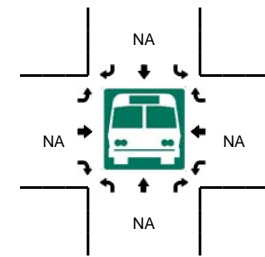
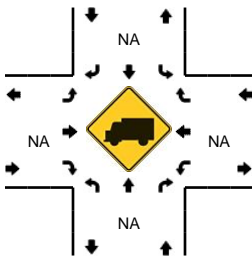
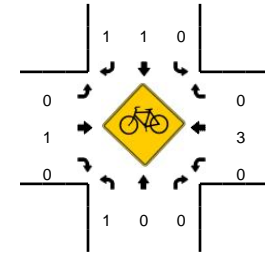
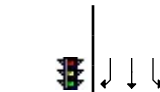
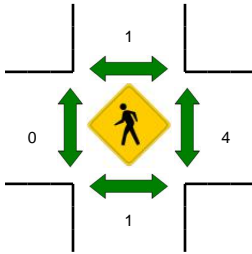
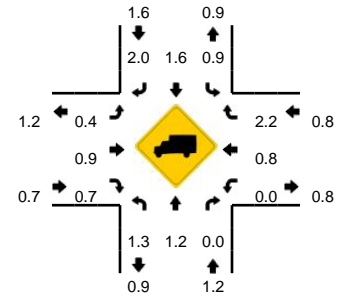
Comments:

LOCATION: Francisco Dr -- Green Valley Rd
CITY/STATE: El Dorado Hills, CA

QC JOB #: 12004704
DATE: Tue, May 06 2014



Peak-Hour: 5:00 PM -- 6:00 PM
Peak 15-Min: 5:30 PM -- 5:45 PM

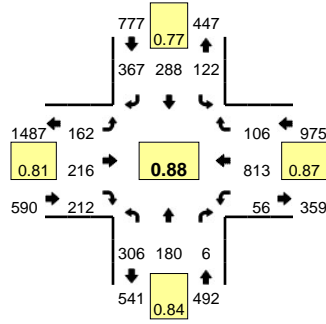


5-Min Count Period Beginning At	Francisco Dr (Northbound)				Francisco Dr (Southbound)				Green Valley Rd (Eastbound)				Green Valley Rd (Westbound)				Total	Hourly Totals
	Left	Thru	Right	U	Left	Thru	Right	U	Left	Thru	Right	U	Left	Thru	Right	U		
4:30 PM	33	22	1	0	14	23	13	0	25	39	24	0	5	24	5	1	229	2912
4:35 PM	18	18	0	0	13	12	12	0	29	66	12	0	0	38	3	7	228	2887
4:40 PM	31	17	1	0	8	10	20	0	23	74	20	0	3	42	5	4	258	2906
4:45 PM	18	26	0	0	5	18	20	0	36	56	24	0	5	32	4	6	250	2916
4:50 PM	36	18	0	0	13	8	15	0	27	46	12	0	4	36	6	3	224	2909
4:55 PM	17	19	2	0	4	11	13	0	32	62	30	0	4	51	7	4	256	2919
5:00 PM	30	13	1	0	18	9	10	0	26	65	29	0	2	33	11	4	251	2942
5:05 PM	18	20	2	0	3	16	19	0	52	60	9	0	10	40	3	9	261	2947
5:10 PM	24	17	0	0	10	13	14	0	31	68	34	0	4	37	10	10	272	2966
5:15 PM	29	22	0	0	7	14	18	0	38	50	21	0	7	40	5	6	257	2984
5:20 PM	22	17	2	0	11	13	17	0	37	69	24	0	9	70	7	3	301	3038
5:25 PM	31	22	3	0	3	16	23	0	50	52	29	0	5	32	5	5	276	3063
5:30 PM	32	12	1	0	14	15	20	0	32	75	30	0	6	46	15	8	306	3140
5:35 PM	31	22	1	0	4	17	19	0	22	88	21	0	2	68	7	3	305	3217
5:40 PM	30	22	1	0	11	15	16	0	39	68	31	0	6	35	12	5	291	3250
5:45 PM	10	25	5	0	6	22	19	0	42	71	17	0	9	40	2	6	274	3274
5:50 PM	26	25	3	0	20	21	16	0	31	57	26	0	4	32	8	6	275	3325
5:55 PM	15	26	3	0	6	16	12	0	45	82	24	0	4	30	8	4	275	3344
6:00 PM	28	17	0	0	12	12	12	0	38	53	19	0	7	29	5	7	239	3332
6:05 PM	26	20	1	0	3	9	10	0	39	64	20	0	6	19	7	1	225	3296
6:10 PM	22	15	3	0	4	15	9	0	21	45	12	0	7	31	2	7	193	3217
6:15 PM	19	14	2	0	11	15	12	0	36	56	32	0	4	33	5	6	245	3205
6:20 PM	16	16	1	0	4	21	12	0	9	47	25	0	4	32	5	3	195	3099
6:25 PM	19	21	1	0	6	8	5	0	52	32	32	0	6	23	8	8	221	3044
Peak 15-Min Flowrates	Northbound				Southbound				Eastbound				Westbound				Total	
	Left	Thru	Right	U	Left	Thru	Right	U	Left	Thru	Right	U	Left	Thru	Right	U		
All Vehicles	372	224	12	0	116	188	220	0	372	924	328	0	56	596	136	64	3608	
Heavy Trucks	4	8	0		4	0	12		4	4	0		0	0	0		36	
Pedestrians		0				0				0				16			16	
Bicycles	0	0	0		0	0	0		0	1	0		0	0	0		1	
Railroad																		
Stopped Buses																		

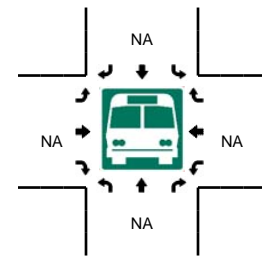
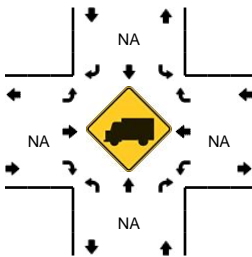
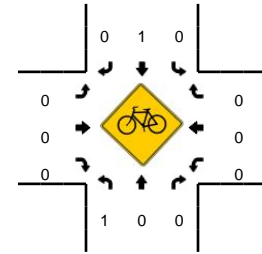
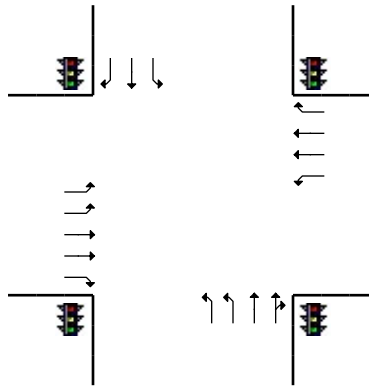
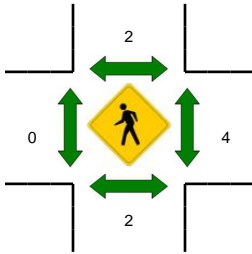
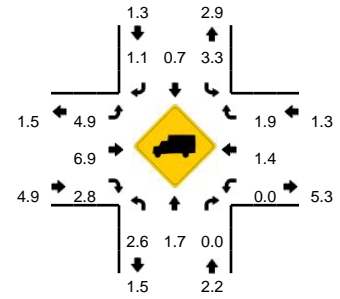
Comments:

LOCATION: Francisco Dr -- Green Valley Rd
CITY/STATE: El Dorado Hills, CA

QC JOB #: 12004703
DATE: Tue, May 06 2014



Peak-Hour: 7:05 AM -- 8:05 AM
Peak 15-Min: 7:35 AM -- 7:50 AM



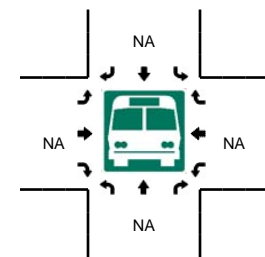
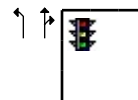
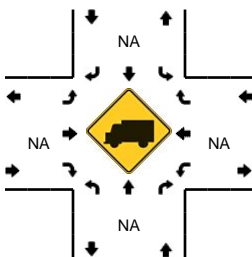
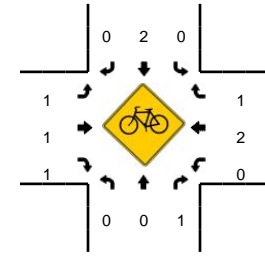
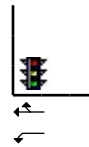
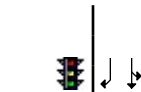
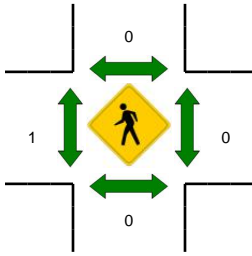
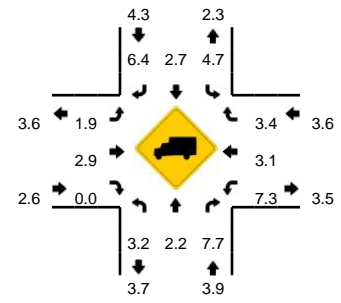
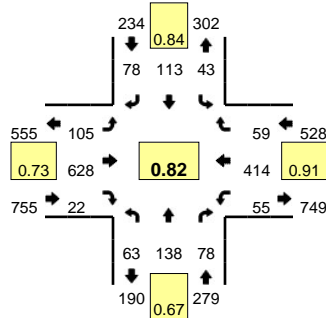
5-Min Count Period Beginning At	Francisco Dr (Northbound)				Francisco Dr (Southbound)				Green Valley Rd (Eastbound)				Green Valley Rd (Westbound)				Total	Hourly Totals
	Left	Thru	Right	U	Left	Thru	Right	U	Left	Thru	Right	U	Left	Thru	Right	U		
6:35 AM	12	6	0	0	1	11	21	0	3	10	11	0	2	37	0	2	116	
6:40 AM	11	5	0	0	1	9	16	0	3	10	20	0	3	54	1	0	133	
6:45 AM	13	3	0	0	3	14	17	0	7	20	22	0	2	57	3	3	164	
6:50 AM	11	5	0	0	2	17	12	0	9	18	20	0	3	49	6	3	155	
6:55 AM	12	6	0	0	4	12	13	0	5	11	19	0	2	45	3	1	133	
7:00 AM	10	8	2	0	4	18	23	0	11	16	26	0	8	48	7	1	182	
7:05 AM	20	12	1	0	14	19	24	0	12	22	11	0	1	63	10	2	211	
7:10 AM	30	5	1	0	12	36	25	0	5	18	15	0	3	48	11	1	210	
7:15 AM	12	17	0	0	3	27	14	0	14	18	15	0	0	87	11	0	218	
7:20 AM	18	27	0	0	13	18	22	0	21	18	19	0	2	55	11	1	225	
7:25 AM	25	31	2	0	11	20	28	0	18	17	19	0	2	63	19	1	256	2094
7:30 AM	28	17	0	0	14	31	45	0	20	17	18	0	1	58	10	1	260	2263
7:35 AM	32	14	1	0	11	22	29	0	21	21	18	0	3	73	9	0	254	2401
7:40 AM	30	18	0	0	7	34	56	0	13	20	22	0	8	77	5	0	290	2558
7:45 AM	36	7	0	0	18	27	47	0	6	14	21	0	5	76	5	2	264	2658
7:50 AM	29	5	1	0	4	23	34	0	5	19	11	1	3	91	5	3	234	2737
7:55 AM	21	8	0	0	3	18	21	0	14	19	34	0	8	73	5	3	227	2831
8:00 AM	25	19	0	0	12	13	22	0	12	13	9	0	5	49	5	1	185	2834
8:05 AM	26	8	0	0	5	16	20	0	15	30	21	0	5	49	10	1	206	2829
8:10 AM	19	9	0	0	11	23	26	0	3	25	20	0	4	53	1	2	196	2815
8:15 AM	33	13	0	0	7	21	17	0	6	30	16	0	2	51	3	2	201	2798
8:20 AM	23	9	0	0	1	14	26	0	13	10	20	0	4	43	13	3	179	2752
8:25 AM	24	17	0	0	6	16	19	0	12	37	15	0	3	55	7	2	213	2709
8:30 AM	17	15	0	0	11	24	27	0	18	32	29	0	8	52	12	0	245	2694
Peak 15-Min Flowrates	Northbound				Southbound				Eastbound				Westbound				Total	
	Left	Thru	Right	U	Left	Thru	Right	U	Left	Thru	Right	U	Left	Thru	Right	U		
All Vehicles	392	156	4	0	144	332	528	0	160	220	244	0	64	904	76	8	3232	
Heavy Trucks	12	0	0		4	0	4		8	4	4		0	20	0		56	
Pedestrians		0				4				0				0				4
Bicycles	1	0	0		0	1	0		0	0	0		0	0	0			2
Railroad																		
Stopped Buses																		

Comments:

LOCATION: El Dorado Hills Blvd -- Green Valley Rd
CITY/STATE: El Dorado Hills, CA

QC JOB #: 12004732
DATE: Tue, May 06 2014

Peak-Hour: 2:30 PM -- 3:30 PM
Peak 15-Min: 3:15 PM -- 3:30 PM

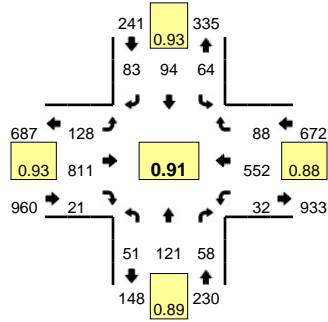


5-Min Count Period Beginning At	El Dorado Hills Blvd (Northbound)				El Dorado Hills Blvd (Southbound)				Green Valley Rd (Eastbound)				Green Valley Rd (Westbound)				Total	Hourly Totals
	Left	Thru	Right	U	Left	Thru	Right	U	Left	Thru	Right	U	Left	Thru	Right	U		
1:30 PM	1	7	2	0	0	5	9	0	5	35	0	0	2	33	1	0	100	
1:35 PM	4	7	2	0	2	8	6	0	3	32	3	0	1	16	2	0	86	
1:40 PM	2	7	4	0	2	5	7	0	10	48	0	0	5	27	2	0	119	
1:45 PM	5	4	3	0	0	7	4	0	5	41	0	0	2	48	3	0	122	
1:50 PM	2	10	6	0	4	10	6	0	5	39	1	0	5	34	3	0	125	
1:55 PM	3	3	6	0	3	8	5	0	11	36	2	0	4	33	3	0	117	
2:00 PM	7	11	1	0	5	4	6	0	5	51	1	0	6	24	5	0	126	
2:05 PM	6	3	4	0	5	5	8	0	7	40	1	0	3	36	4	0	122	
2:10 PM	2	3	5	0	1	7	4	0	5	47	5	0	3	47	4	0	133	
2:15 PM	3	6	1	0	9	13	6	0	15	45	0	0	2	28	7	0	135	
2:20 PM	1	9	3	0	12	5	14	0	3	52	2	0	4	34	4	0	143	
2:25 PM	7	7	3	0	4	8	5	0	9	53	4	0	3	41	5	0	149	1477
2:30 PM	5	6	4	0	2	5	9	0	5	38	1	0	3	25	3	0	106	1483
2:35 PM	2	7	9	0	4	12	5	0	9	40	1	0	2	29	4	0	124	1521
2:40 PM	6	5	6	0	2	9	3	0	3	44	4	0	11	30	3	0	126	1528
2:45 PM	3	8	3	0	3	15	9	0	12	38	0	0	6	28	4	0	129	1535
2:50 PM	2	9	4	0	3	12	5	0	7	41	3	0	8	40	3	0	137	1547
2:55 PM	7	9	2	0	4	13	8	0	7	42	2	0	10	32	3	0	139	1569
3:00 PM	4	12	4	0	1	6	7	0	18	64	1	0	5	36	8	0	166	1609
3:05 PM	5	8	14	0	8	12	6	0	3	47	0	0	2	42	4	0	151	1638
3:10 PM	9	23	10	0	5	8	2	0	5	59	1	0	1	39	7	0	169	1674
3:15 PM	6	18	11	0	5	7	12	0	9	68	2	0	3	37	12	0	190	1729
3:20 PM	4	17	6	0	3	2	8	0	19	69	3	0	4	38	6	0	179	1765
3:25 PM	10	16	5	0	3	12	4	0	8	78	4	0	0	38	2	0	180	1796
Peak 15-Min Flowrates	Northbound				Southbound				Eastbound				Westbound				Total	
	Left	Thru	Right	U	Left	Thru	Right	U	Left	Thru	Right	U	Left	Thru	Right	U		
All Vehicles	80	204	88	0	44	84	96	0	144	860	36	0	28	452	80	0	2196	
Heavy Trucks	0	4	4		0	8	8		4	32	0		4	8	4		76	
Pedestrians		0				0				0				0			0	
Bicycles		0	1			0	1	0		0	0	0		0	1	0	3	
Railroad																		
Stopped Buses																		

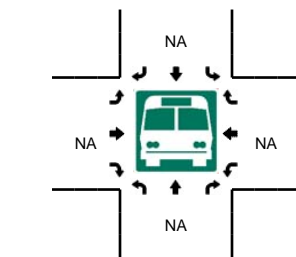

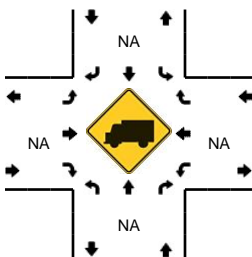
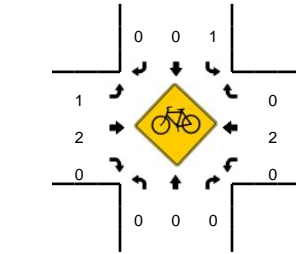
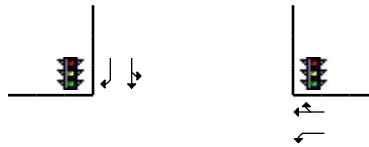
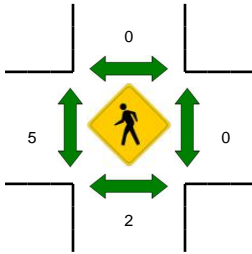
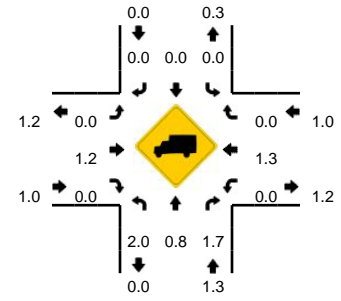
Comments:

LOCATION: El Dorado Hills Blvd -- Green Valley Rd
CITY/STATE: El Dorado Hills, CA

QC JOB #: 12004731
DATE: Tue, May 06 2014



Peak-Hour: 4:55 PM -- 5:55 PM
Peak 15-Min: 5:30 PM -- 5:45 PM

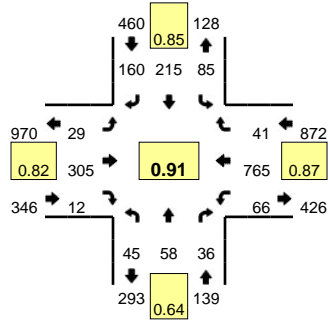


5-Min Count Period Beginning At	El Dorado Hills Blvd (Northbound)				El Dorado Hills Blvd (Southbound)				Green Valley Rd (Eastbound)				Green Valley Rd (Westbound)				Total	Hourly Totals
	Left	Thru	Right	U	Left	Thru	Right	U	Left	Thru	Right	U	Left	Thru	Right	U		
4:25 PM	4	14	5	0	6	4	9	0	7	67	1	0	3	36	6	0	162	1814
4:30 PM	4	19	4	0	2	5	10	0	8	64	0	0	2	33	3	0	154	1828
4:35 PM	3	18	4	0	4	7	8	0	7	56	0	0	3	26	4	0	140	1822
4:40 PM	5	7	3	0	8	12	8	0	13	63	5	0	5	36	7	0	172	1852
4:45 PM	5	14	3	0	6	6	4	0	15	55	2	0	4	35	2	0	151	1859
4:50 PM	10	8	5	0	7	3	11	0	2	62	3	0	2	32	6	0	151	1854
4:55 PM	7	6	6	1	5	9	7	0	13	63	0	0	4	47	4	0	172	1880
5:00 PM	4	7	1	0	3	7	3	0	7	71	3	0	4	42	10	0	162	1893
5:05 PM	4	13	6	0	7	13	6	0	6	52	1	0	2	35	9	0	154	1894
5:10 PM	7	9	7	0	2	7	5	0	7	80	1	0	3	49	8	0	185	1936
5:15 PM	3	6	2	0	9	7	7	0	9	71	1	0	1	54	8	0	178	1940
5:20 PM	3	13	5	0	5	6	9	0	13	61	0	0	1	58	8	0	182	1963
5:25 PM	3	19	8	0	2	5	5	0	17	40	1	1	2	42	2	0	147	1948
5:30 PM	4	10	3	0	5	10	5	0	11	78	3	0	4	50	8	0	191	1985
5:35 PM	4	7	7	0	4	2	12	0	9	75	1	0	3	60	12	0	196	2041
5:40 PM	4	16	3	0	9	11	9	0	13	69	4	1	3	41	5	0	188	2057
5:45 PM	2	7	8	0	11	8	6	0	6	77	1	0	2	31	4	0	163	2069
5:50 PM	5	8	2	0	2	9	9	0	15	74	5	0	3	43	10	0	185	2103
5:55 PM	2	12	3	0	6	9	7	0	13	75	0	0	1	27	5	0	160	2091
6:00 PM	8	19	3	0	1	4	6	0	15	67	0	0	4	36	9	0	172	2101
6:05 PM	7	14	1	0	6	6	4	0	17	52	4	0	4	25	8	0	148	2095
6:10 PM	4	14	4	0	5	6	5	0	7	56	0	1	1	19	6	0	128	2038
6:15 PM	4	15	6	0	4	3	5	0	3	53	3	0	0	34	3	0	133	1993
6:20 PM	1	14	1	0	3	3	4	0	7	62	1	0	2	45	2	0	145	1956
Peak 15-Min Flowrates	Northbound				Southbound				Eastbound				Westbound				Total	
	Left	Thru	Right	U	Left	Thru	Right	U	Left	Thru	Right	U	Left	Thru	Right	U		
All Vehicles	48	132	52	0	72	92	104	0	132	888	32	4	40	604	100	0	2300	
Heavy Trucks	0	0	0	0	0	0	0	0	0	8	0	0	0	0	0	0	8	
Pedestrians	0	0	0	0	0	0	0	0	0	0	0	0	0	0	0	0	0	
Bicycles	0	0	0	0	0	0	0	0	1	1	0	0	0	0	0	0	2	
Railroad																		
Stopped Buses																		

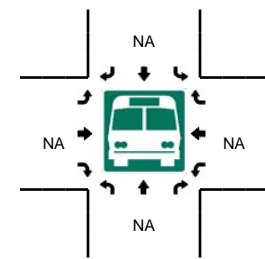
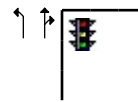
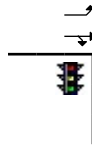
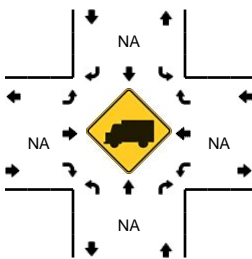
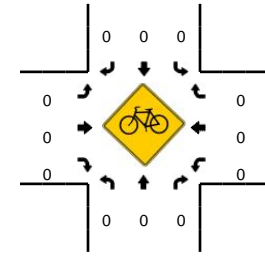
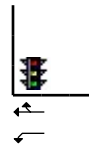
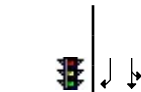
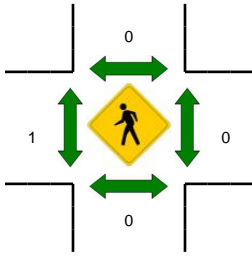
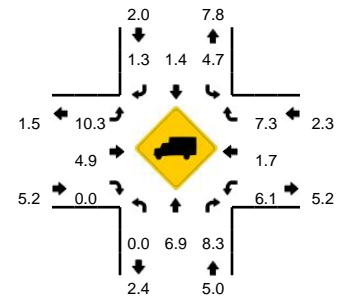
Comments:

LOCATION: El Dorado Hills Blvd -- Green Valley Rd
CITY/STATE: El Dorado Hills, CA

QC JOB #: 12004730
DATE: Tue, May 06 2014



Peak-Hour: 7:05 AM -- 8:05 AM
Peak 15-Min: 7:30 AM -- 7:45 AM

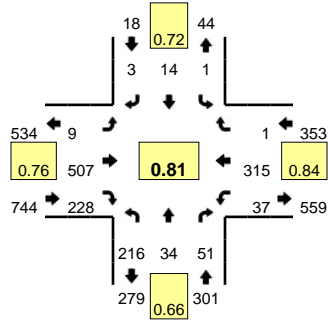


5-Min Count Period Beginning At	El Dorado Hills Blvd (Northbound)				El Dorado Hills Blvd (Southbound)				Green Valley Rd (Eastbound)				Green Valley Rd (Westbound)				Total	Hourly Totals
	Left	Thru	Right	U	Left	Thru	Right	U	Left	Thru	Right	U	Left	Thru	Right	U		
6:35 AM	1	0	0	0	3	21	6	0	1	11	0	0	1	34	1	0	79	
6:40 AM	2	1	2	0	1	19	13	0	1	9	0	0	2	40	0	0	90	
6:45 AM	0	2	2	0	4	13	10	0	2	20	1	1	5	47	2	0	109	
6:50 AM	3	3	2	0	2	15	12	0	3	17	0	0	8	53	3	0	121	
6:55 AM	1	3	3	0	10	24	4	0	0	15	0	0	5	42	2	0	109	
7:00 AM	1	3	1	0	13	20	12	0	1	15	0	0	2	46	2	0	116	
7:05 AM	2	4	3	0	6	22	5	0	2	29	3	0	7	63	1	0	147	
7:10 AM	3	3	3	0	14	18	11	0	4	31	0	0	7	54	2	0	150	
7:15 AM	5	2	2	0	5	13	14	0	2	21	2	0	7	74	3	0	150	
7:20 AM	6	3	3	0	2	15	12	0	1	24	1	0	2	68	4	0	141	
7:25 AM	6	15	2	0	8	22	18	0	3	22	1	0	6	48	8	0	159	1447
7:30 AM	4	10	3	0	8	19	20	0	4	34	0	0	3	70	2	0	177	1548
7:35 AM	6	7	4	0	9	18	17	0	5	25	1	0	8	51	3	0	154	1623
7:40 AM	3	3	5	0	9	20	20	0	4	28	2	0	4	68	3	0	169	1702
7:45 AM	1	4	1	0	7	21	8	0	1	22	0	0	5	76	4	0	150	1743
7:50 AM	4	2	3	0	7	15	9	0	3	25	0	0	8	77	5	0	158	1780
7:55 AM	0	4	2	0	5	16	16	0	0	22	1	0	5	65	2	0	138	1809
8:00 AM	5	1	5	0	5	16	10	0	0	22	1	0	4	51	4	0	124	1817
8:05 AM	2	5	2	0	4	12	8	0	3	33	3	0	2	52	3	0	129	1799
8:10 AM	2	2	1	0	8	25	13	0	6	29	0	0	3	49	3	0	141	1790
8:15 AM	3	3	3	0	7	18	12	0	3	31	3	0	6	37	4	0	130	1770
8:20 AM	0	5	2	0	8	12	5	0	1	22	1	0	6	55	6	0	123	1752
8:25 AM	4	12	2	0	1	19	10	0	7	21	0	1	12	47	2	0	138	1731
8:30 AM	1	7	4	0	6	15	9	0	3	31	4	0	12	56	8	0	156	1710
Peak 15-Min Flowrates	Northbound				Southbound				Eastbound				Westbound				Total	
	Left	Thru	Right	U	Left	Thru	Right	U	Left	Thru	Right	U	Left	Thru	Right	U		
All Vehicles	52	80	48	0	104	228	228	0	52	348	12	0	60	756	32	0	2000	
Heavy Trucks	0	0	4		8	0	4		0	16	0		8	16	0		56	
Pedestrians		0				0				0				0			0	
Bicycles		0	0			0	0			0	0			0	0		0	
Railroad																		
Stopped Buses																		

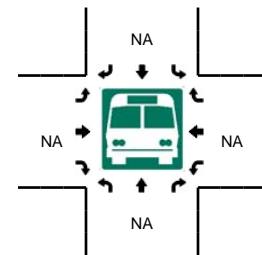
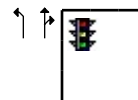
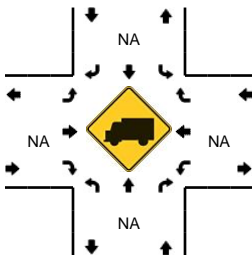
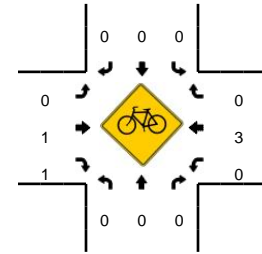
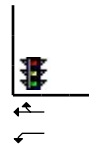
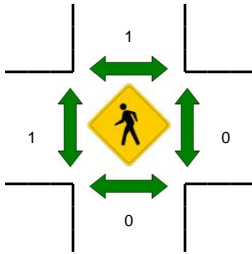
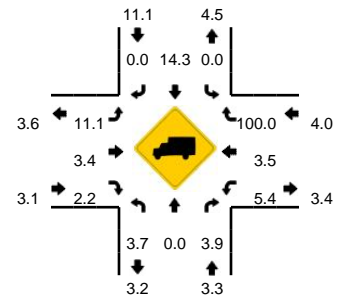
Comments:

LOCATION: Silva Valley Rd -- Green Valley Rd
CITY/STATE: El Dorado Hills, CA

QC JOB #: 12004729
DATE: Tue, May 06 2014



Peak-Hour: 2:30 PM -- 3:30 PM
Peak 15-Min: 3:10 PM -- 3:25 PM



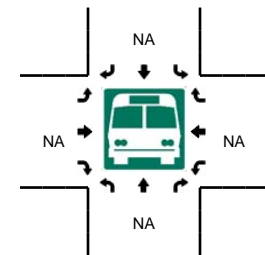
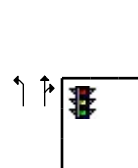
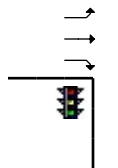
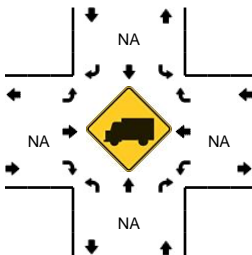
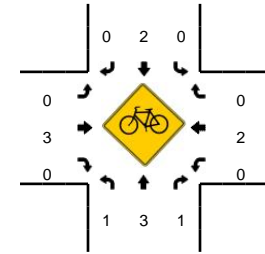
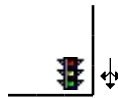
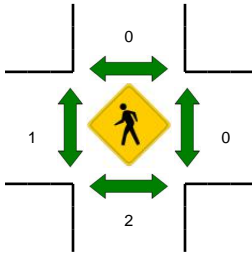
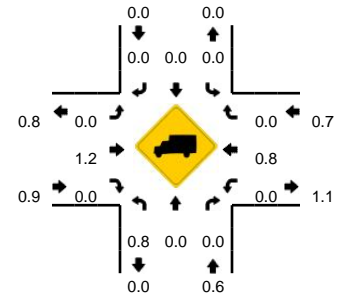
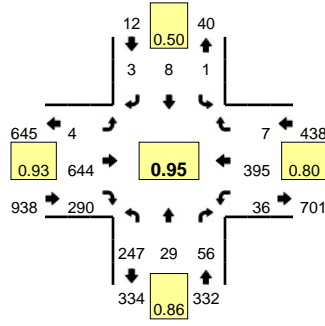
5-Min Count Period Beginning At	Silva Valley Rd (Northbound)				Silva Valley Rd (Southbound)				Green Valley Rd (Eastbound)				Green Valley Rd (Westbound)				Total	Hourly Totals
	Left	Thru	Right	U	Left	Thru	Right	U	Left	Thru	Right	U	Left	Thru	Right	U		
1:30 PM	11	1	1	0	1	0	0	0	0	28	12	0	3	25	0	0	82	
1:35 PM	7	1	2	0	0	1	0	0	0	26	6	0	5	13	0	0	61	
1:40 PM	8	0	2	0	0	0	0	0	0	38	24	0	0	33	1	0	106	
1:45 PM	13	0	5	0	0	0	1	0	0	28	11	0	3	34	2	0	97	
1:50 PM	13	1	3	0	1	0	0	0	0	36	12	0	1	35	0	0	102	
1:55 PM	18	2	5	0	0	0	0	0	0	29	14	0	2	17	1	0	88	
2:00 PM	13	2	1	0	0	0	0	0	1	33	26	0	0	21	0	0	97	
2:05 PM	16	2	2	0	0	1	0	0	1	33	12	0	1	28	0	0	96	
2:10 PM	18	1	3	0	0	0	0	0	0	33	21	0	1	29	0	0	106	
2:15 PM	16	1	3	0	0	3	0	0	0	38	21	0	2	23	0	0	107	
2:20 PM	19	1	2	0	2	1	0	0	0	32	30	0	7	25	0	0	119	
2:25 PM	25	0	4	0	0	0	0	0	2	36	22	0	2	26	0	0	117	1178
2:30 PM	9	1	1	0	0	2	0	0	0	33	12	0	2	20	0	0	80	1176
2:35 PM	13	0	1	0	1	0	0	0	1	39	12	0	4	22	0	0	93	1208
2:40 PM	9	1	0	0	0	0	1	0	4	39	13	0	3	38	0	0	108	1210
2:45 PM	14	2	2	0	0	1	1	0	0	25	15	0	2	33	0	0	95	1208
2:50 PM	11	2	5	0	0	2	0	0	0	35	13	0	2	28	0	0	98	1204
2:55 PM	21	4	8	0	0	3	1	0	0	32	17	0	1	25	0	0	112	1228
3:00 PM	28	5	4	0	0	2	0	0	1	38	25	0	3	30	0	0	136	1267
3:05 PM	16	6	9	0	0	1	0	0	1	48	24	0	4	21	0	0	130	1301
3:10 PM	35	7	6	0	0	2	0	0	0	50	22	0	3	19	0	0	144	1339
3:15 PM	24	5	7	0	0	0	0	0	0	63	22	0	5	30	1	0	157	1389
3:20 PM	20	0	1	0	0	0	0	0	1	59	27	0	5	21	0	0	134	1404
3:25 PM	16	1	7	0	0	1	0	0	1	46	26	0	3	28	0	0	129	1416
Peak 15-Min Flowrates	Northbound				Southbound				Eastbound				Westbound				Total	
	Left	Thru	Right	U	Left	Thru	Right	U	Left	Thru	Right	U	Left	Thru	Right	U		
All Vehicles	316	48	56	0	0	8	0	0	4	688	284	0	52	280	4	0	1740	
Heavy Trucks	12	0	0		0	0	0		0	32	4		4	8	4		64	
Pedestrians	0	0	0		0	0	0		0	0	0		0	0	0		0	
Bicycles	0	0	0		0	0	0		0	0	0		0	0	0		0	
Railroad																		
Stopped Buses																		

Comments:

LOCATION: Silva Valley Rd -- Green Valley Rd
CITY/STATE: El Dorado Hills, CA

QC JOB #: 12004728
DATE: Tue, May 06 2014

Peak-Hour: 5:00 PM -- 6:00 PM
Peak 15-Min: 5:10 PM -- 5:25 PM

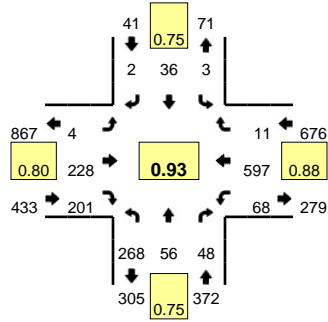


5-Min Count Period Beginning At	Silva Valley Rd (Northbound)				Silva Valley Rd (Southbound)				Green Valley Rd (Eastbound)				Green Valley Rd (Westbound)				Total	Hourly Totals
	Left	Thru	Right	U	Left	Thru	Right	U	Left	Thru	Right	U	Left	Thru	Right	U		
4:30 PM	20	3	3	0	0	1	1	0	1	55	16	0	1	22	0	0	123	1454
4:35 PM	16	1	6	0	0	2	1	0	0	43	21	0	3	21	1	0	115	1450
4:40 PM	11	0	5	0	0	2	0	0	1	49	21	0	3	38	0	0	130	1475
4:45 PM	15	5	5	0	0	0	0	0	0	47	21	0	2	31	0	0	126	1483
4:50 PM	25	3	3	0	0	0	0	0	1	50	19	0	2	15	0	0	118	1475
4:55 PM	16	0	3	0	0	0	0	0	1	61	17	0	2	38	1	0	139	1502
5:00 PM	16	2	3	0	0	0	1	0	1	53	18	0	1	27	1	0	123	1516
5:05 PM	29	2	3	0	0	0	0	0	0	58	10	0	1	37	0	0	140	1529
5:10 PM	14	1	3	0	0	0	1	0	0	61	27	0	3	31	1	0	142	1543
5:15 PM	25	3	7	0	0	1	1	0	0	51	27	0	6	38	0	0	159	1561
5:20 PM	24	4	2	0	0	2	0	0	0	46	26	0	5	45	0	0	154	1598
5:25 PM	17	1	2	0	0	1	0	0	1	45	11	0	5	44	0	0	127	1596
5:30 PM	18	1	9	0	0	1	0	0	0	54	30	0	1	36	1	0	151	1624
5:35 PM	32	3	8	0	0	0	0	0	0	59	22	0	2	33	1	0	160	1669
5:40 PM	20	2	3	0	0	0	0	0	1	53	31	0	3	28	1	0	142	1681
5:45 PM	15	4	4	0	0	1	0	0	0	51	26	0	3	23	0	0	127	1682
5:50 PM	16	0	5	0	0	2	0	0	0	55	35	0	5	33	2	0	153	1717
5:55 PM	21	6	7	0	1	0	0	0	1	58	27	0	1	20	0	0	142	1720
6:00 PM	8	1	1	0	0	1	0	0	0	50	24	0	2	34	0	0	121	1718
6:05 PM	22	2	2	0	0	0	1	0	2	39	16	0	1	21	2	0	108	1686
6:10 PM	11	0	4	0	0	0	0	0	2	44	18	0	4	11	1	0	95	1639
6:15 PM	20	2	3	0	0	2	0	0	0	41	20	0	4	28	0	0	120	1600
6:20 PM	14	2	4	0	0	0	0	0	1	38	26	0	1	26	0	0	112	1558
6:25 PM	16	1	1	0	0	0	0	0	1	27	10	0	4	21	0	0	81	1512
Peak 15-Min Flowrates	Northbound				Southbound				Eastbound				Westbound				Total	
	Left	Thru	Right	U	Left	Thru	Right	U	Left	Thru	Right	U	Left	Thru	Right	U		
All Vehicles	252	32	48	0	0	12	8	0	0	632	320	0	56	456	4	0	1820	
Heavy Trucks	4	0	0		0	0	0		0	8	0		0	0	0		12	
Pedestrians		0				0				0				0			0	
Bicycles	0	1	0		0	1	0		0	1	0		0	0	0		3	
Railroad																		
Stopped Buses																		

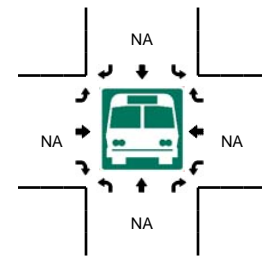
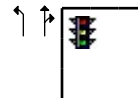
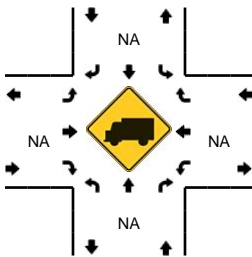
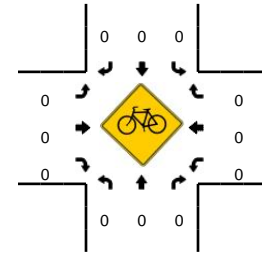
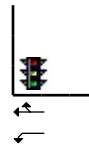
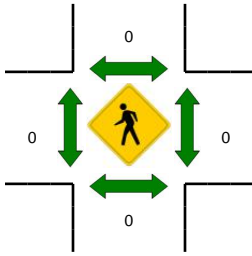
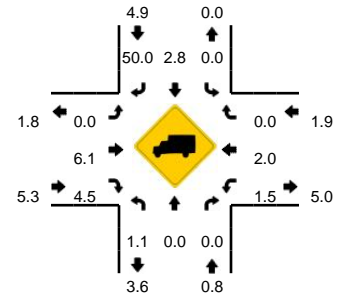
Comments:

LOCATION: Silva Valley Rd -- Green Valley Rd
CITY/STATE: El Dorado Hills, CA

QC JOB #: 12004727
DATE: Tue, May 06 2014



Peak-Hour: 7:05 AM -- 8:05 AM
Peak 15-Min: 7:25 AM -- 7:40 AM



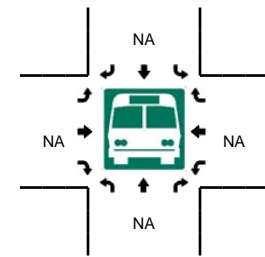
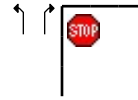
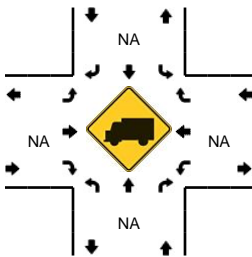
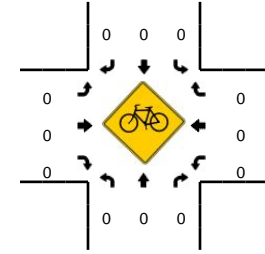
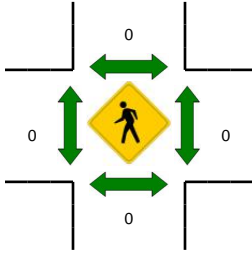
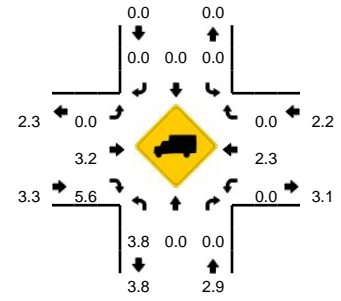
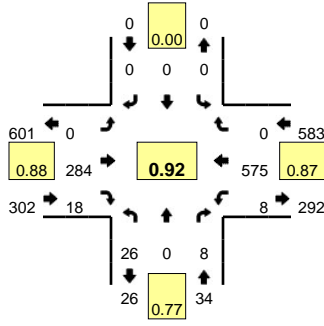
5-Min Count Period Beginning At	Silva Valley Rd (Northbound)				Silva Valley Rd (Southbound)				Green Valley Rd (Eastbound)				Green Valley Rd (Westbound)				Total	Hourly Totals
	Left	Thru	Right	U	Left	Thru	Right	U	Left	Thru	Right	U	Left	Thru	Right	U		
6:35 AM	7	0	0	0	0	1	0	0	0	6	8	0	5	22	0	0	49	
6:40 AM	15	0	1	0	0	0	0	0	0	6	6	0	5	33	0	0	66	
6:45 AM	14	0	5	0	0	0	0	0	0	14	10	0	7	50	0	0	100	
6:50 AM	18	2	1	0	0	3	0	0	0	13	8	0	20	40	1	0	106	
6:55 AM	15	1	5	0	0	2	0	0	0	13	18	0	7	37	1	0	99	
7:00 AM	12	1	4	0	0	6	0	0	0	5	21	0	2	40	0	0	91	
7:05 AM	23	2	2	0	0	5	0	0	0	12	29	0	4	43	0	0	120	
7:10 AM	18	1	4	0	0	3	1	0	0	25	26	0	12	60	0	0	150	
7:15 AM	33	5	7	0	0	3	1	0	0	7	17	0	12	47	1	0	133	
7:20 AM	25	8	4	0	0	2	0	0	0	15	17	0	4	39	0	0	114	
7:25 AM	16	15	4	0	0	1	0	0	0	16	14	0	3	55	3	0	127	1215
7:30 AM	28	17	7	0	0	2	0	0	0	29	15	0	2	47	4	0	151	1306
7:35 AM	20	4	5	0	0	4	0	0	0	30	16	0	2	47	2	0	130	1387
7:40 AM	17	2	3	0	0	7	0	0	1	16	18	0	1	51	1	0	117	1438
7:45 AM	27	0	5	0	0	2	0	0	1	18	14	0	4	64	0	0	135	1473
7:50 AM	31	1	2	0	0	1	0	0	1	19	13	0	6	48	0	0	122	1489
7:55 AM	14	0	4	0	2	5	0	0	0	15	13	0	14	55	0	0	122	1512
8:00 AM	16	1	1	0	1	1	0	0	1	26	9	0	4	41	0	0	101	1522
8:05 AM	19	0	4	0	0	0	0	0	1	22	13	0	2	38	0	0	99	1501
8:10 AM	19	1	6	0	0	2	1	0	0	22	19	0	5	40	0	0	115	1466
8:15 AM	13	1	6	0	1	2	0	0	1	21	16	0	3	36	1	0	101	1434
8:20 AM	24	1	4	0	0	3	1	0	0	21	12	0	3	47	0	0	116	1436
8:25 AM	30	4	1	0	0	0	0	0	0	15	13	0	6	38	0	0	107	1416
8:30 AM	25	3	2	0	0	1	1	0	0	28	15	0	3	39	0	0	117	1382
Peak 15-Min Flowrates	Northbound				Southbound				Eastbound				Westbound				Total	
	Left	Thru	Right	U	Left	Thru	Right	U	Left	Thru	Right	U	Left	Thru	Right	U		
All Vehicles	256	144	64	0	0	28	0	0	0	300	180	0	28	596	36	0	1632	
Heavy Trucks	4	0	0	0	0	0	0	0	0	12	4	0	0	16	0	0	36	
Pedestrians	0	0	0	0	0	0	0	0	0	0	0	0	0	0	0	0	0	
Bicycles	0	0	0	0	0	0	0	0	0	0	0	0	0	0	0	0	0	
Railroad																		
Stopped Buses																		

Comments:

LOCATION: Loch Rd -- Green Valley Rd
CITY/STATE: El Dorado Hills, CA

QC JOB #: 12004721
DATE: Tue, May 13 2014

Peak-Hour: 7:25 AM -- 8:25 AM
Peak 15-Min: 7:40 AM -- 7:55 AM

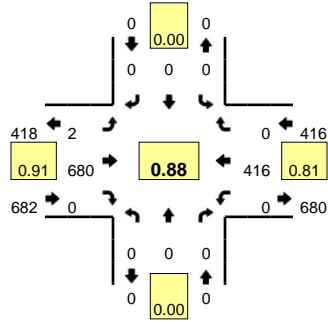


5-Min Count Period Beginning At	Loch Rd (Northbound)				Loch Rd (Southbound)				Green Valley Rd (Eastbound)				Green Valley Rd (Westbound)				Total	Hourly Totals	
	Left	Thru	Right	U	Left	Thru	Right	U	Left	Thru	Right	U	Left	Thru	Right	U			
6:55 AM	1	0	0	0	0	0	0	0	0	0	9	1	0	0	42	0	0	53	
7:00 AM	2	0	1	0	0	0	0	0	0	0	7	0	0	0	40	0	0	50	
7:05 AM	2	0	1	0	0	0	0	0	0	0	9	1	0	0	50	0	0	63	
7:10 AM	4	0	0	0	0	0	0	0	0	0	21	1	0	0	64	0	0	90	
7:15 AM	2	0	0	0	0	0	0	0	0	0	12	0	0	0	46	0	0	60	
7:20 AM	3	0	0	0	0	0	0	0	0	0	16	0	0	0	45	0	0	64	
7:25 AM	2	0	0	0	0	0	0	0	0	0	20	3	0	1	57	0	0	83	714
7:30 AM	5	0	2	0	0	0	0	0	0	0	28	3	0	1	47	0	0	86	757
7:35 AM	2	0	0	0	0	0	0	0	0	0	29	1	0	0	45	0	0	77	802
7:40 AM	2	0	0	0	0	0	0	0	0	0	22	2	0	1	55	0	0	82	840
7:45 AM	5	0	0	0	0	0	0	0	0	0	13	1	0	1	60	0	0	80	853
7:50 AM	0	0	1	0	0	0	0	0	0	0	24	1	0	0	61	0	0	87	875
7:55 AM	0	0	0	0	0	0	0	0	0	0	20	1	0	0	43	0	0	64	886
8:00 AM	3	0	2	0	0	0	0	0	0	0	21	3	0	0	40	0	0	69	905
8:05 AM	0	0	3	0	0	0	0	0	0	0	23	2	0	1	35	0	0	64	906
8:10 AM	4	0	0	0	0	0	0	0	0	0	29	1	0	1	46	0	0	81	897
8:15 AM	0	0	0	0	0	0	0	0	0	0	24	0	0	2	42	0	0	68	905
8:20 AM	3	0	0	0	0	0	0	0	0	0	31	0	0	0	44	0	0	78	919
8:25 AM	4	0	1	0	0	0	0	0	0	0	19	0	0	0	48	0	0	72	908
8:30 AM	0	0	0	0	0	0	0	0	0	0	22	1	0	0	34	0	0	57	879
8:35 AM	2	0	1	0	0	0	0	0	0	0	19	3	0	0	50	0	0	75	877
8:40 AM	0	0	1	0	0	0	0	0	0	0	33	2	0	1	44	0	0	81	876
8:45 AM	1	0	0	0	0	0	0	0	0	0	26	1	0	0	29	0	0	57	853
8:50 AM	0	0	0	0	0	0	0	0	0	0	26	1	0	0	45	0	0	72	838
Peak 15-Min Flowrates	Northbound				Southbound				Eastbound				Westbound				Total		
	Left	Thru	Right	U	Left	Thru	Right	U	Left	Thru	Right	U	Left	Thru	Right	U			
All Vehicles	28	0	4	0	0	0	0	0	0	236	16	0	8	704	0	0	996		
Heavy Trucks	0	0	0	0	0	0	0	0	0	4	0	0	0	16	0	0	20		
Pedestrians	0	0	0	0	0	0	0	0	0	0	0	0	0	0	0	0	0		
Bicycles	0	0	0	0	0	0	0	0	0	0	0	0	0	0	0	0	0		
Railroad																			
Stopped Buses																			

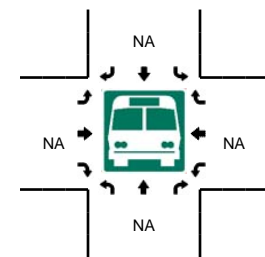
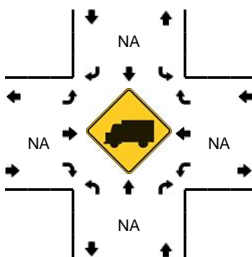
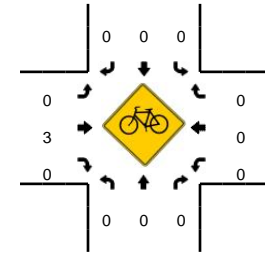
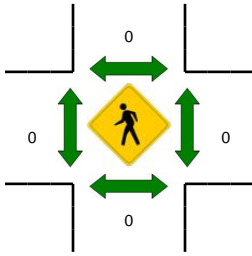
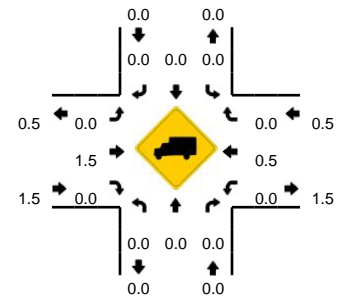
Comments:

LOCATION: Rocky Springs Rd -- Green Valley Rd
CITY/STATE: El Dorado Hills, CA

QC JOB #: 12004726
DATE: Tue, May 06 2014



Peak-Hour: 5:05 PM -- 6:05 PM
Peak 15-Min: 5:05 PM -- 5:20 PM



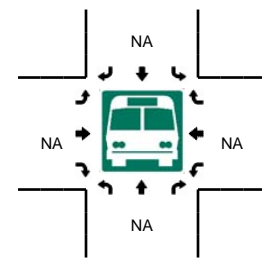
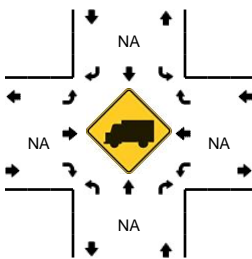
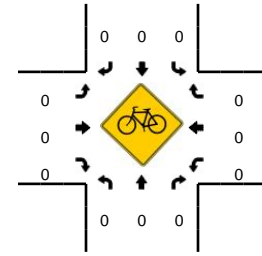
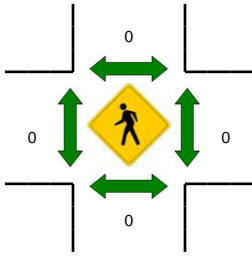
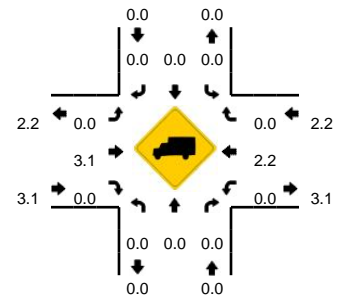
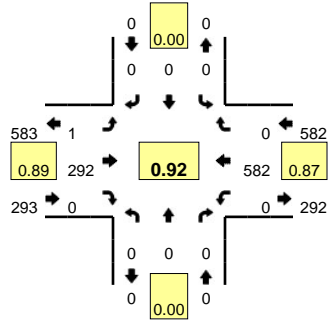
5-Min Count Period Beginning At	Rocky Springs Rd (Northbound)				Rocky Springs Rd (Southbound)				Green Valley Rd (Eastbound)				Green Valley Rd (Westbound)				Total	Hourly Totals
	Left	Thru	Right	U	Left	Thru	Right	U	Left	Thru	Right	U	Left	Thru	Right	U		
4:30 PM	0	0	0	0	0	0	0	0	0	58	0	0	0	20	0	0	78	898
4:35 PM	0	0	0	0	0	0	0	0	0	43	0	0	0	26	0	0	69	901
4:40 PM	0	0	0	0	0	0	0	0	0	52	0	0	0	42	0	0	94	930
4:45 PM	0	0	0	0	0	0	0	0	0	55	0	0	0	27	0	0	82	926
4:50 PM	0	0	0	0	0	0	0	0	0	44	0	0	0	26	0	0	70	945
4:55 PM	0	0	0	0	0	0	0	0	0	60	0	0	0	30	0	0	90	947
5:00 PM	0	0	0	0	0	0	0	0	0	47	0	1	0	26	0	0	74	953
5:05 PM	0	0	0	0	0	0	0	0	0	69	0	0	0	39	0	0	108	996
5:10 PM	0	0	0	0	0	0	0	0	0	62	0	0	0	37	0	0	99	1000
5:15 PM	0	0	0	0	0	0	0	0	0	56	0	0	0	48	0	0	104	1013
5:20 PM	0	0	0	0	0	0	0	0	0	41	0	1	0	46	0	0	88	1030
5:25 PM	0	0	0	0	0	0	0	0	0	55	0	0	0	41	0	0	96	1052
5:30 PM	0	0	0	0	0	0	0	0	0	51	0	0	0	35	0	0	86	1060
5:35 PM	0	0	0	0	0	0	0	0	0	64	0	0	0	39	0	0	103	1094
5:40 PM	0	0	0	0	0	0	0	0	0	49	0	1	0	23	0	0	73	1073
5:45 PM	0	0	0	0	0	0	0	0	0	63	0	0	0	22	0	0	85	1076
5:50 PM	0	0	0	0	0	0	0	0	0	50	0	0	0	36	0	0	86	1092
5:55 PM	0	0	0	0	0	0	0	0	0	64	0	0	0	25	0	0	89	1091
6:00 PM	0	0	0	0	0	0	0	0	0	56	0	0	0	25	0	0	81	1098
6:05 PM	0	0	0	0	0	0	0	0	0	41	0	0	0	24	0	0	65	1055
6:10 PM	0	0	0	0	0	0	0	0	0	41	0	0	0	20	0	0	61	1017
6:15 PM	0	0	0	0	0	0	0	0	0	61	0	0	0	23	0	0	84	997
6:20 PM	0	0	0	0	0	0	0	0	0	32	0	0	0	27	0	0	59	968
6:25 PM	0	0	0	0	0	0	0	0	0	32	0	2	0	21	0	0	55	927
Peak 15-Min Flowrates	Northbound				Southbound				Eastbound				Westbound				Total	
	Left	Thru	Right	U	Left	Thru	Right	U	Left	Thru	Right	U	Left	Thru	Right	U		
All Vehicles	0	0	0	0	0	0	0	0	0	748	0	0	0	496	0	0	1244	
Heavy Trucks	0	0	0	0	0	0	0	0	0	4	0	0	0	0	0	0	4	
Pedestrians	0	0	0	0	0	0	0	0	0	0	0	0	0	0	0	0	0	
Bicycles	0	0	0	0	0	0	0	0	0	1	0	0	0	0	0	0	1	
Railroad																		
Stopped Buses																		

Comments:

LOCATION: Rocky Springs Rd -- Green Valley Rd
CITY/STATE: El Dorado Hills, CA

QC JOB #: 12004725
DATE: Tue, May 06 2014

Peak-Hour: 7:25 AM -- 8:25 AM
Peak 15-Min: 7:40 AM -- 7:55 AM

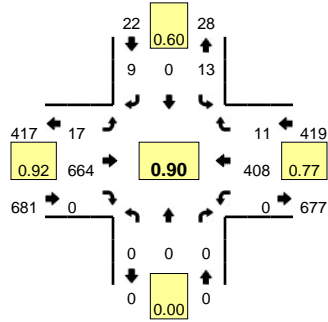


5-Min Count Period Beginning At	Rocky Springs Rd (Northbound)				Rocky Springs Rd (Southbound)				Green Valley Rd (Eastbound)				Green Valley Rd (Westbound)				Total	Hourly Totals
	Left	Thru	Right	U	Left	Thru	Right	U	Left	Thru	Right	U	Left	Thru	Right	U		
6:55 AM	0	0	0	0	0	0	0	0	0	9	0	0	0	42	0	0	51	
7:00 AM	0	0	0	0	0	0	0	0	0	8	0	0	0	40	0	0	48	
7:05 AM	0	0	0	0	0	0	0	0	0	10	0	0	0	50	0	0	60	
7:10 AM	0	0	0	0	0	0	0	0	0	21	0	0	0	64	0	0	85	
7:15 AM	0	0	0	0	0	0	0	0	0	12	0	0	0	46	0	0	58	
7:20 AM	0	0	0	0	0	0	0	0	0	16	0	0	0	45	0	0	61	
7:25 AM	0	0	0	0	0	0	0	0	0	20	0	0	0	58	0	0	78	687
7:30 AM	0	0	0	0	0	0	0	0	0	30	0	0	0	47	0	0	77	723
7:35 AM	0	0	0	0	0	0	0	0	0	29	0	0	0	45	0	0	74	765
7:40 AM	0	0	0	0	0	0	0	0	0	22	0	0	0	56	0	0	78	799
7:45 AM	0	0	0	0	0	0	0	0	0	13	0	0	0	61	0	0	74	808
7:50 AM	0	0	0	0	0	0	0	0	0	25	0	0	0	61	0	0	86	830
7:55 AM	0	0	0	0	0	0	0	0	0	20	0	0	0	43	0	0	63	842
8:00 AM	0	0	0	0	0	0	0	0	0	23	0	0	0	40	0	0	63	857
8:05 AM	0	0	0	0	0	0	0	0	0	26	0	0	0	36	0	0	62	859
8:10 AM	0	0	0	0	0	0	0	0	0	29	0	1	0	47	0	0	77	851
8:15 AM	0	0	0	0	0	0	0	0	0	24	0	0	0	44	0	0	68	861
8:20 AM	0	0	0	0	0	0	0	0	0	31	0	0	0	44	0	0	75	875
8:25 AM	0	0	0	0	0	0	0	0	0	20	0	0	0	48	0	0	68	865
8:30 AM	0	0	0	0	0	0	0	0	0	22	0	0	0	34	0	0	56	844
8:35 AM	0	0	0	0	0	0	0	0	0	20	0	0	0	50	0	0	70	840
8:40 AM	0	0	0	0	0	0	0	0	0	34	0	0	0	45	0	0	79	841
8:45 AM	0	0	0	0	0	0	0	0	0	26	0	0	0	29	0	0	55	822
8:50 AM	0	0	0	0	0	0	0	0	0	26	0	0	0	45	0	0	71	807
Peak 15-Min Flowrates	Northbound				Southbound				Eastbound				Westbound				Total	
	Left	Thru	Right	U	Left	Thru	Right	U	Left	Thru	Right	U	Left	Thru	Right	U		
All Vehicles	0	0	0	0	0	0	0	0	0	240	0	0	0	712	0	0	952	
Heavy Trucks	0	0	0	0	0	0	0	0	0	4	0	0	0	16	0	0	20	
Pedestrians	0	0	0	0	0	0	0	0	0	0	0	0	0	0	0	0	0	
Bicycles	0	0	0	0	0	0	0	0	0	0	0	0	0	0	0	0	0	
Railroad																		
Stopped Buses																		

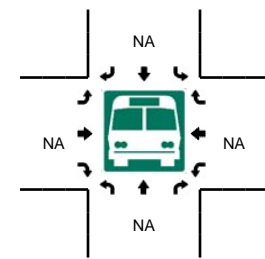
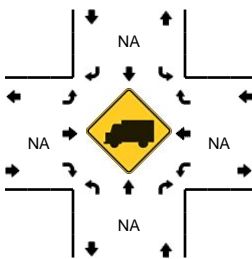
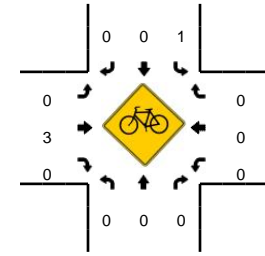
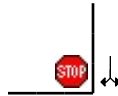
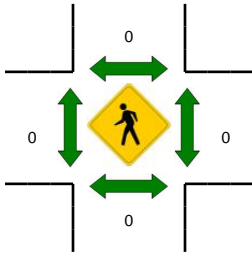
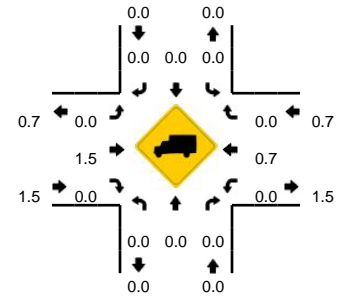
Comments:

LOCATION: Malcolm Dixon Rd -- Green Valley Rd
CITY/STATE: El Dorado Hills, CA

QC JOB #: 12004724
DATE: Tue, May 06 2014



Peak-Hour: 5:05 PM -- 6:05 PM
Peak 15-Min: 5:05 PM -- 5:20 PM

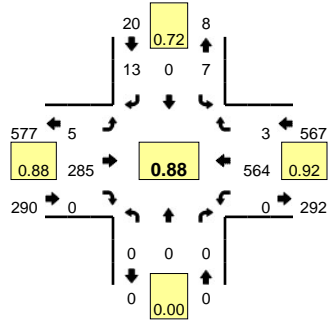


5-Min Count Period Beginning At	Malcolm Dixon Rd (Northbound)				Malcolm Dixon Rd (Southbound)				Green Valley Rd (Eastbound)				Green Valley Rd (Westbound)				Total	Hourly Totals
	Left	Thru	Right	U	Left	Thru	Right	U	Left	Thru	Right	U	Left	Thru	Right	U		
4:30 PM	0	0	0	0	2	0	0	0	1	55	0	0	0	19	0	0	77	905
4:35 PM	0	0	0	0	1	0	0	0	1	41	0	0	0	26	0	0	69	899
4:40 PM	0	0	0	0	0	0	2	0	3	52	0	0	0	43	0	0	100	935
4:45 PM	0	0	0	0	0	0	0	0	0	52	0	0	0	29	0	0	81	935
4:50 PM	0	0	0	0	1	0	0	0	0	51	0	0	0	20	1	0	73	946
4:55 PM	0	0	0	0	2	0	1	0	1	53	0	0	0	31	0	0	88	962
5:00 PM	0	0	0	0	0	0	1	0	0	46	0	0	0	28	0	0	75	964
5:05 PM	0	0	0	0	0	0	0	0	0	72	0	0	0	36	2	0	110	1000
5:10 PM	0	0	0	0	3	0	1	0	2	56	0	0	0	32	1	0	95	1003
5:15 PM	0	0	0	0	0	0	2	0	2	54	0	0	0	46	2	0	106	1040
5:20 PM	0	0	0	0	0	0	1	0	1	58	0	0	0	47	0	0	107	1048
5:25 PM	0	0	0	0	0	0	0	0	4	40	0	0	0	45	0	0	89	1070
5:30 PM	0	0	0	0	2	0	0	0	0	40	0	0	0	33	0	0	75	1068
5:35 PM	0	0	0	0	1	0	0	0	1	63	0	0	0	34	2	0	101	1100
5:40 PM	0	0	0	0	3	0	0	0	1	52	0	0	0	30	1	0	87	1087
5:45 PM	0	0	0	0	2	0	0	0	3	63	0	0	0	25	1	0	94	1100
5:50 PM	0	0	0	0	1	0	4	0	0	47	0	0	0	32	0	0	84	1111
5:55 PM	0	0	0	0	1	0	0	0	2	56	0	0	0	23	1	0	83	1106
6:00 PM	0	0	0	0	0	0	1	0	1	63	0	0	0	25	1	0	91	1122
6:05 PM	0	0	0	0	0	0	0	0	1	41	0	0	0	20	0	0	62	1074
6:10 PM	0	0	0	0	1	0	0	0	2	37	0	0	0	15	0	0	55	1034
6:15 PM	0	0	0	0	0	0	0	0	2	48	0	0	0	29	4	0	83	1011
6:20 PM	0	0	0	0	1	0	2	0	1	48	0	0	0	24	0	0	76	980
6:25 PM	0	0	0	0	1	0	0	0	0	34	0	0	0	21	0	0	56	947
Peak 15-Min Flowrates	Northbound				Southbound				Eastbound				Westbound				Total	
	Left	Thru	Right	U	Left	Thru	Right	U	Left	Thru	Right	U	Left	Thru	Right	U		
All Vehicles	0	0	0	0	12	0	12	0	16	728	0	0	0	456	20	0	1244	
Heavy Trucks	0	0	0	0	0	0	0	0	0	12	0	0	0	0	0	0	12	
Pedestrians	0	0	0	0	0	0	0	0	0	0	0	0	0	0	0	0	0	
Bicycles	0	0	0	0	0	0	0	0	0	0	0	0	0	0	0	0	0	
Railroad																		
Stopped Buses																		

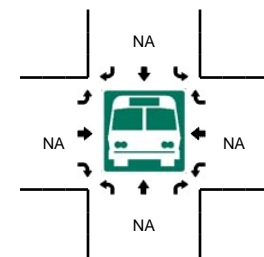
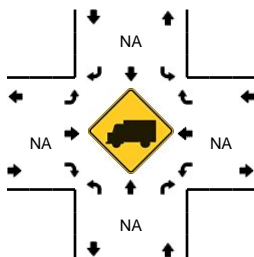
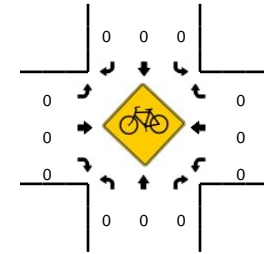
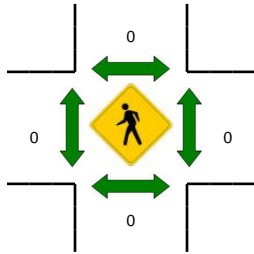
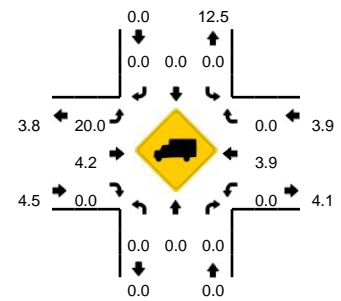
Comments:

LOCATION: Malcolm Dixon Rd -- Green Valley Rd
CITY/STATE: El Dorado Hills, CA

QC JOB #: 12004723
DATE: Tue, May 06 2014



Peak-Hour: 7:25 AM -- 8:25 AM
Peak 15-Min: 7:35 AM -- 7:50 AM



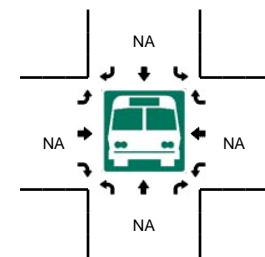
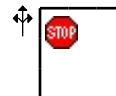
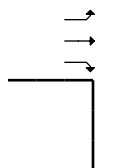
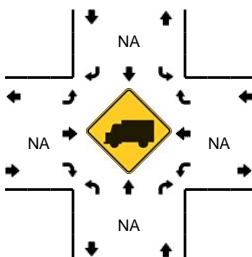
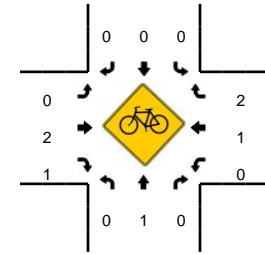
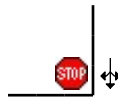
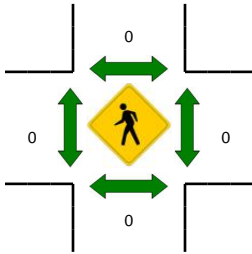
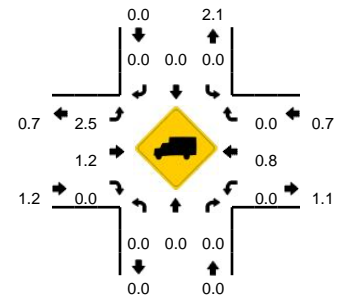
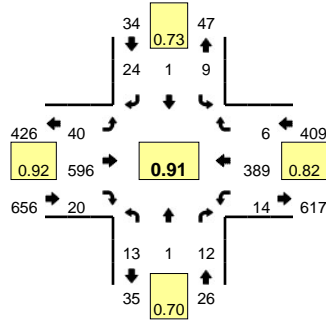
5-Min Count Period Beginning At	Malcolm Dixon Rd (Northbound)				Malcolm Dixon Rd (Southbound)				Green Valley Rd (Eastbound)				Green Valley Rd (Westbound)				Total	Hourly Totals	
	Left	Thru	Right	U	Left	Thru	Right	U	Left	Thru	Right	U	Left	Thru	Right	U			
6:55 AM	0	0	0	0	1	0	0	0	0	15	0	0	0	0	45	0	0	61	
7:00 AM	0	0	0	0	0	0	0	0	0	9	0	0	0	0	38	0	0	47	
7:05 AM	0	0	0	0	2	0	0	0	1	7	0	0	0	0	51	0	0	61	
7:10 AM	0	0	0	0	1	0	3	0	0	17	0	0	0	0	59	0	0	80	
7:15 AM	0	0	0	0	1	0	1	0	1	16	0	0	0	0	53	0	0	72	
7:20 AM	0	0	0	0	0	0	2	0	0	13	0	0	0	0	41	0	0	56	
7:25 AM	0	0	0	0	0	0	1	0	0	19	0	0	0	0	50	0	0	70	683
7:30 AM	0	0	0	0	1	0	1	0	0	17	0	0	0	0	50	0	0	69	707
7:35 AM	0	0	0	0	0	0	0	0	1	37	0	0	0	0	48	0	0	86	763
7:40 AM	0	0	0	0	0	0	1	0	0	26	0	0	0	0	54	1	0	82	798
7:45 AM	0	0	0	0	3	0	0	0	0	16	0	0	0	0	62	0	0	81	819
7:50 AM	0	0	0	0	0	0	2	0	0	22	0	0	0	0	49	0	0	73	838
7:55 AM	0	0	0	0	0	0	0	0	1	20	0	0	0	0	49	0	0	70	847
8:00 AM	0	0	0	0	1	0	2	0	0	17	0	0	0	0	43	0	0	63	863
8:05 AM	0	0	0	0	0	0	1	0	1	29	0	0	0	0	37	0	0	68	870
8:10 AM	0	0	0	0	0	0	1	0	1	26	0	0	0	0	43	1	0	72	862
8:15 AM	0	0	0	0	1	0	2	0	1	28	0	0	0	0	38	0	0	70	860
8:20 AM	0	0	0	0	1	0	2	0	0	28	0	0	0	0	41	1	0	73	877
8:25 AM	0	0	0	0	0	0	2	0	0	20	0	0	0	0	40	1	0	63	870
8:30 AM	0	0	0	0	1	0	2	0	0	18	0	0	0	0	44	0	0	65	866
8:35 AM	0	0	0	0	0	0	1	0	2	26	0	0	0	0	47	0	0	76	856
8:40 AM	0	0	0	0	0	0	0	0	0	27	0	0	0	0	39	1	0	67	841
8:45 AM	0	0	0	0	2	0	0	0	1	27	0	0	0	0	36	2	0	68	828
8:50 AM	0	0	0	0	0	0	1	0	1	32	0	0	0	0	38	2	0	74	829
Peak 15-Min Flowrates	Northbound				Southbound				Eastbound				Westbound				Total		
	Left	Thru	Right	U	Left	Thru	Right	U	Left	Thru	Right	U	Left	Thru	Right	U			
All Vehicles	0	0	0	0	12	0	4	0	4	316	0	0	0	0	656	4	0	996	
Heavy Trucks	0	0	0	0	0	0	0	0	0	12	0	0	0	0	20	0	0	32	
Pedestrians	0	0	0	0	0	0	0	0	0	0	0	0	0	0	0	0	0	0	
Bicycles	0	0	0	0	0	0	0	0	0	0	0	0	0	0	0	0	0	0	
Railroad	0	0	0	0	0	0	0	0	0	0	0	0	0	0	0	0	0	0	
Stopped Buses	0	0	0	0	0	0	0	0	0	0	0	0	0	0	0	0	0	0	

Comments:

LOCATION: Deer Valley Rd (W) -- Green Valley Rd
CITY/STATE: Cameron Park, CA

QC JOB #: 12004706
DATE: Tue, May 06 2014

Peak-Hour: 4:50 PM -- 5:50 PM
Peak 15-Min: 5:05 PM -- 5:20 PM

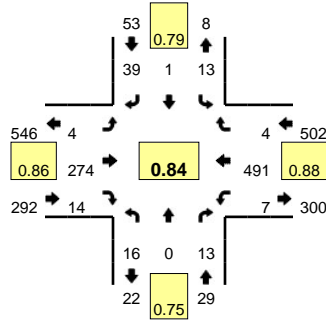


5-Min Count Period Beginning At	Deer Valley Rd (W) (Northbound)				Deer Valley Rd (W) (Southbound)				Green Valley Rd (Eastbound)				Green Valley Rd (Westbound)				Total	Hourly Totals
	Left	Thru	Right	U	Left	Thru	Right	U	Left	Thru	Right	U	Left	Thru	Right	U		
4:20 PM	0	0	1	0	1	0	2	0	6	65	4	0	1	22	0	0	102	
4:25 PM	0	0	1	0	1	0	1	0	2	45	0	0	4	13	1	0	68	896
4:30 PM	0	0	0	0	0	0	3	0	2	56	1	0	2	22	2	0	88	910
4:35 PM	0	0	0	0	0	0	4	0	6	38	1	0	0	32	2	0	83	922
4:40 PM	3	0	2	0	0	0	2	0	5	37	3	0	0	24	0	0	76	924
4:45 PM	0	0	0	0	1	0	3	0	4	48	0	0	1	18	1	0	76	939
4:50 PM	2	0	1	0	1	0	2	0	5	45	1	0	1	29	0	0	87	957
4:55 PM	2	0	1	0	0	0	1	0	2	51	2	0	1	27	1	0	88	973
5:00 PM	3	0	1	0	0	0	1	0	2	47	0	0	2	25	1	0	82	983
5:05 PM	2	0	0	0	0	0	1	0	2	63	4	0	0	33	1	0	106	1014
5:10 PM	0	0	0	0	1	0	1	0	4	54	1	0	0	37	1	0	99	1014
5:15 PM	1	0	2	0	0	0	2	0	4	44	2	0	2	46	1	0	104	1059
5:20 PM	0	0	1	0	0	0	6	0	3	52	1	0	1	37	0	0	101	1058
5:25 PM	1	1	2	0	0	0	5	0	2	36	1	0	3	31	0	0	82	1072
5:30 PM	1	0	0	0	0	1	1	0	3	44	1	0	0	35	0	0	86	1070
5:35 PM	1	0	1	0	4	0	1	0	4	47	4	0	2	38	0	0	102	1089
5:40 PM	0	0	1	0	1	0	1	0	8	55	2	0	2	23	0	0	93	1106
5:45 PM	0	0	2	0	2	0	2	0	1	58	1	0	0	28	1	0	95	1125
5:50 PM	2	0	0	0	1	0	2	0	1	48	3	0	0	19	0	0	76	1114
5:55 PM	3	0	3	0	1	0	3	0	4	43	1	0	2	25	1	0	86	1112
6:00 PM	0	0	1	0	1	0	1	0	5	54	4	0	1	17	1	0	85	1115
6:05 PM	1	0	1	0	1	0	0	0	5	34	0	0	3	18	0	0	63	1072
6:10 PM	1	0	1	0	2	0	0	0	0	43	2	0	1	21	1	0	72	1045
6:15 PM	2	0	0	0	0	0	0	0	4	41	0	0	0	25	0	0	72	1013
Peak 15-Min Flowrates	Northbound				Southbound				Eastbound				Westbound				Total	
	Left	Thru	Right	U	Left	Thru	Right	U	Left	Thru	Right	U	Left	Thru	Right	U		
All Vehicles	12	0	8	0	4	0	16	0	40	644	28	0	8	464	12	0	1236	
Heavy Trucks	0	0	0		0	0	0		0	4	0		0	0	0		4	
Pedestrians	0				0				0	0			0	0			0	
Bicycles	0	0	0		0	0	0		0	0	0		0	0	0		0	
Railroad																		
Stopped Buses																		

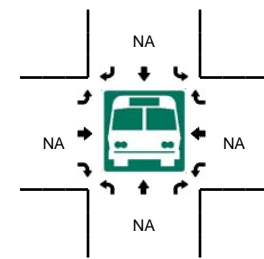
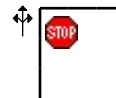
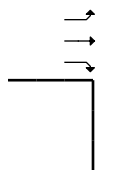
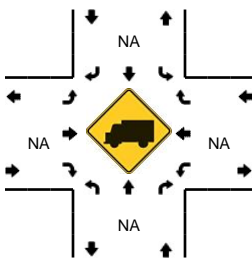
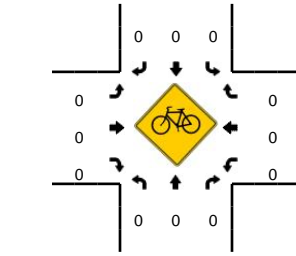
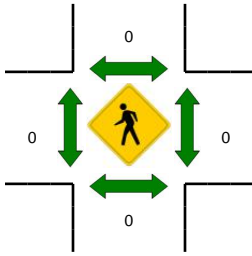
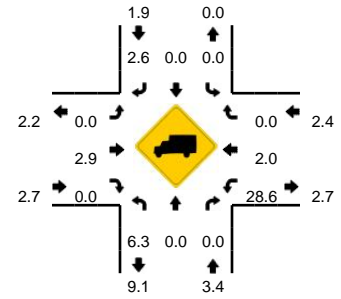
Comments:

LOCATION: Deer Valley Rd (W) -- Green Valley Rd
CITY/STATE: Cameron Park, CA

QC JOB #: 12004705
DATE: Tue, May 06 2014



Peak-Hour: 7:25 AM -- 8:25 AM
Peak 15-Min: 7:35 AM -- 7:50 AM



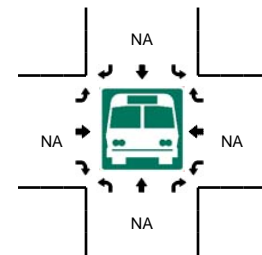

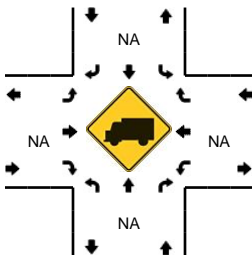
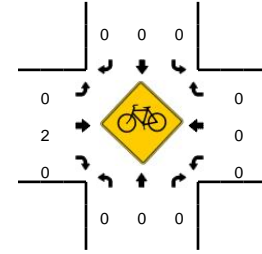
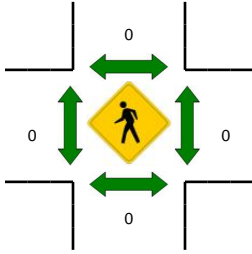
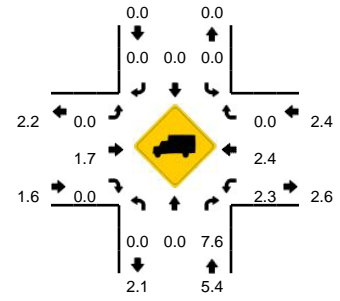
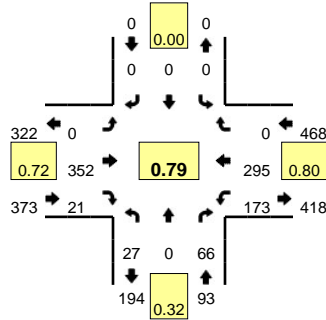
5-Min Count Period Beginning At	Deer Valley Rd (W) (Northbound)				Deer Valley Rd (W) (Southbound)				Green Valley Rd (Eastbound)				Green Valley Rd (Westbound)				Total	Hourly Totals
	Left	Thru	Right	U	Left	Thru	Right	U	Left	Thru	Right	U	Left	Thru	Right	U		
6:55 AM	0	0	0	0	2	0	4	0	1	14	2	0	0	39	1	0	63	
7:00 AM	2	0	1	0	0	0	3	0	0	8	0	0	0	45	0	0	59	
7:05 AM	2	0	0	0	1	0	6	0	0	11	2	0	0	43	0	0	65	
7:10 AM	1	0	0	0	0	0	2	0	0	12	3	0	1	53	0	0	72	
7:15 AM	0	0	0	0	1	0	2	0	1	14	2	0	0	39	0	0	59	
7:20 AM	2	0	1	0	1	0	8	0	0	11	0	0	0	38	0	0	61	
7:25 AM	1	0	0	0	1	0	5	0	0	23	3	0	0	49	0	0	82	706
7:30 AM	1	0	1	0	2	0	3	0	0	15	0	0	0	32	0	0	54	715
7:35 AM	1	0	3	0	4	0	4	0	2	33	1	0	0	46	2	0	96	777
7:40 AM	2	0	0	0	3	0	4	0	0	22	1	0	0	57	0	0	89	813
7:45 AM	1	0	2	0	0	0	6	0	1	17	0	0	2	44	2	0	75	833
7:50 AM	3	0	1	0	1	1	2	0	0	20	0	0	0	48	0	0	76	851
7:55 AM	2	0	2	0	0	0	3	0	0	18	2	0	1	39	0	0	67	855
8:00 AM	0	0	1	0	0	0	3	0	0	20	1	0	0	36	0	0	61	857
8:05 AM	1	0	0	0	1	0	2	0	1	27	4	0	0	33	0	0	69	861
8:10 AM	2	0	0	0	0	0	2	0	0	23	0	0	1	43	0	0	71	860
8:15 AM	0	0	2	0	0	0	1	0	0	33	1	0	2	34	0	0	73	874
8:20 AM	2	0	1	0	1	0	4	0	0	23	1	0	1	30	0	0	63	876
8:25 AM	1	0	1	0	0	0	3	0	1	18	1	0	0	45	0	0	70	864
8:30 AM	2	0	3	0	1	0	2	0	0	19	0	0	1	36	0	0	64	874
8:35 AM	1	0	1	0	1	0	3	0	0	25	0	0	1	42	0	0	74	852
8:40 AM	0	0	1	0	0	0	3	0	2	26	0	0	1	35	0	0	68	831
8:45 AM	1	0	1	0	2	0	2	0	1	27	2	0	1	35	0	0	72	828
8:50 AM	2	0	0	0	0	0	1	0	2	23	2	0	2	34	1	0	67	819
Peak 15-Min Flowrates	Northbound				Southbound				Eastbound				Westbound				Total	
	Left	Thru	Right	U	Left	Thru	Right	U	Left	Thru	Right	U	Left	Thru	Right	U		
All Vehicles	16	0	20	0	28	0	56	0	12	288	8	0	8	588	16	0	1040	
Heavy Trucks	0	0	0	0	0	0	4	0	0	8	0	0	0	8	0	0	20	
Pedestrians	0	0	0	0	0	0	0	0	0	0	0	0	0	0	0	0	0	
Bicycles	0	0	0	0	0	0	0	0	0	0	0	0	0	0	0	0	0	
Railroad																		
Stopped Buses																		

Comments:

LOCATION: Pleasant Grove Access (Signal) -- Green Valley Rd
CITY/STATE: Rescue, CA

QC JOB #: 12004749
DATE: Tue, May 06 2014

Peak-Hour: 1:35 PM -- 2:35 PM
Peak 15-Min: 2:05 PM -- 2:20 PM



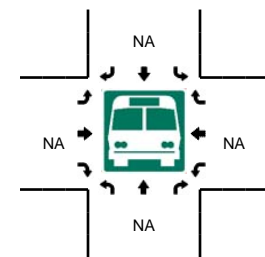

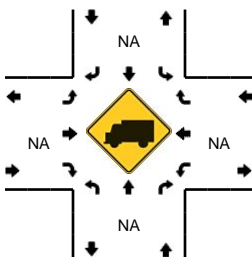
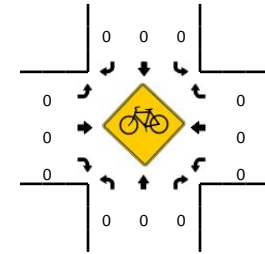
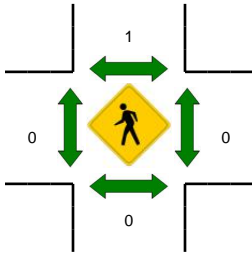
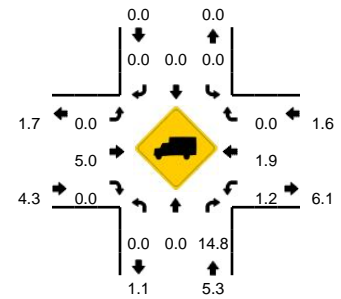
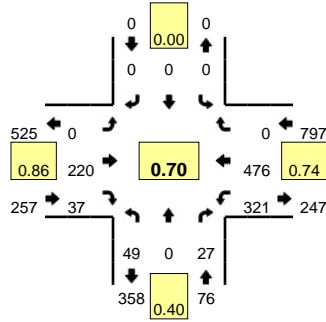
5-Min Count Period Beginning At	Pleasant Grove Access (Signal) (Northbound)				Pleasant Grove Access (Signal) (Southbound)				Green Valley Rd (Eastbound)				Green Valley Rd (Westbound)				Total	Hourly Totals
	Left	Thru	Right	U	Left	Thru	Right	U	Left	Thru	Right	U	Left	Thru	Right	U		
1:30 PM	0	0	1	0	0	0	0	0	0	28	1	0	5	21	0	0	56	
1:35 PM	0	0	1	0	0	0	0	0	0	31	1	0	5	26	0	0	64	
1:40 PM	1	0	0	0	0	0	0	0	0	25	2	0	8	36	0	0	72	
1:45 PM	0	0	1	0	0	0	0	0	0	26	1	0	9	29	0	0	66	
1:50 PM	0	0	1	0	0	0	0	0	0	27	2	0	17	20	0	0	67	
1:55 PM	0	0	0	0	0	0	0	0	0	28	2	0	21	16	0	0	67	
2:00 PM	0	0	2	0	0	0	0	0	0	26	6	0	34	27	0	0	95	
2:05 PM	0	0	7	0	0	0	0	0	0	23	0	0	21	27	0	0	78	
2:10 PM	9	0	36	0	0	0	0	0	0	35	2	0	20	14	0	0	116	
2:15 PM	11	0	13	0	0	0	0	0	0	30	2	0	17	29	0	0	102	
2:20 PM	3	0	2	0	0	0	0	0	0	33	1	0	13	21	0	0	73	
2:25 PM	2	0	3	0	0	0	0	0	0	28	2	0	3	23	0	0	61	917
2:30 PM	1	0	0	0	0	0	0	0	0	40	0	0	5	27	0	0	73	934
2:35 PM	0	0	3	0	0	0	0	0	0	18	2	0	3	27	0	0	53	923
2:40 PM	1	0	2	0	0	0	0	0	0	30	0	0	1	26	0	0	60	911
2:45 PM	0	0	0	0	0	0	0	0	0	34	0	0	2	29	0	0	65	910
2:50 PM	0	0	0	0	0	0	0	0	0	30	0	0	2	19	0	0	51	894
2:55 PM	2	0	1	0	0	0	0	0	0	32	1	0	2	30	0	0	68	895
3:00 PM	2	0	0	0	0	0	0	0	0	39	1	0	1	19	0	0	62	862
3:05 PM	1	0	0	0	0	0	0	0	0	39	0	0	0	24	0	0	64	848
3:10 PM	0	0	1	0	0	0	0	0	0	48	0	0	1	23	0	0	73	805
3:15 PM	0	0	0	0	0	0	0	0	0	59	3	0	3	29	0	0	94	797
3:20 PM	0	0	2	0	0	0	0	0	0	49	0	0	3	21	0	0	75	799
3:25 PM	0	0	2	0	0	0	0	0	0	56	0	0	0	34	0	0	92	830
Peak 15-Min Flowrates	Northbound				Southbound				Eastbound				Westbound				Total	
	Left	Thru	Right	U	Left	Thru	Right	U	Left	Thru	Right	U	Left	Thru	Right	U		
All Vehicles	80	0	224	0	0	0	0	0	0	352	16	0	232	280	0	0	1184	
Heavy Trucks	0	0	16	0	0	0	0	0	0	0	0	0	0	4	0	0	20	
Pedestrians										0				0			0	
Bicycles										1				0			1	
Railroad																		
Stopped Buses																		

Comments:

LOCATION: Pleasant Grove Access (Signal) -- Green Valley Rd
CITY/STATE: Rescue, CA

QC JOB #: 12004748
DATE: Tue, May 06 2014

Peak-Hour: 7:10 AM -- 8:10 AM
Peak 15-Min: 7:30 AM -- 7:45 AM

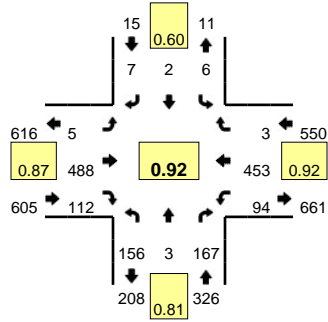


5-Min Count Period Beginning At	Pleasant Grove Access (Signal) (Northbound)				Pleasant Grove Access (Signal) (Southbound)				Green Valley Rd (Eastbound)				Green Valley Rd (Westbound)				Total	Hourly Totals
	Left	Thru	Right	U	Left	Thru	Right	U	Left	Thru	Right	U	Left	Thru	Right	U		
6:40 AM	0	0	0	0	0	0	0	0	0	9	1	0	0	40	0	0	50	
6:45 AM	0	0	0	0	0	0	0	0	0	9	1	0	0	37	0	0	47	
6:50 AM	0	0	0	0	0	0	0	0	0	13	0	0	0	34	0	0	49	
6:55 AM	0	0	0	0	0	0	0	0	0	15	1	0	0	41	0	0	58	
7:00 AM	0	0	0	0	0	0	0	0	0	9	0	0	0	44	0	0	56	
7:05 AM	1	0	1	0	0	0	0	0	0	12	0	0	0	47	0	0	64	
7:10 AM	0	0	0	0	0	0	0	0	0	12	1	0	0	53	0	0	81	
7:15 AM	1	0	0	0	0	0	0	0	0	15	0	0	0	42	0	0	82	
7:20 AM	4	0	1	0	0	0	0	0	0	9	4	0	0	31	0	0	88	
7:25 AM	6	0	3	0	0	0	0	0	0	15	4	0	0	41	0	0	132	776
7:30 AM	8	0	1	0	0	0	0	0	0	9	8	0	0	23	0	0	107	846
7:35 AM	11	0	3	0	0	0	0	0	0	21	11	0	0	39	0	0	138	952
7:40 AM	9	0	10	0	0	0	0	0	0	33	6	0	0	45	0	0	157	1059
7:45 AM	9	0	7	0	0	0	0	0	0	16	2	0	0	43	0	0	82	1094
7:50 AM	1	0	1	0	0	0	0	0	0	23	0	0	0	47	0	0	78	1123
7:55 AM	0	0	0	0	0	0	0	0	0	19	1	0	0	40	0	0	61	1126
8:00 AM	0	0	1	0	0	0	0	0	0	18	0	0	0	33	0	0	55	1125
8:05 AM	0	0	0	0	0	0	0	0	0	30	0	0	0	39	0	0	69	1130
8:10 AM	0	0	0	0	0	0	0	0	0	22	1	0	0	38	0	0	61	1110
8:15 AM	0	0	0	0	0	0	0	0	0	33	0	0	0	37	0	0	71	1099
8:20 AM	0	0	0	0	0	0	0	0	0	27	0	0	0	32	0	0	61	1072
8:25 AM	0	0	0	0	0	0	0	0	0	20	1	0	0	43	0	0	64	1004
8:30 AM	0	0	0	0	0	0	0	0	0	22	0	0	0	37	0	0	60	957
8:35 AM	1	0	0	0	0	0	0	0	0	26	0	0	0	45	0	0	74	893
Peak 15-Min Flowrates	Northbound				Southbound				Eastbound				Westbound				Total	
	Left	Thru	Right	U	Left	Thru	Right	U	Left	Thru	Right	U	Left	Thru	Right	U		
All Vehicles	112	0	56	0	0	0	0	0	0	252	100	0	660	428	0	0	1608	
Heavy Trucks	0	0	8	0	0	0	0	0	0	8	0	0	8	12	0	0	36	
Pedestrians	0	0	0	0	0	0	0	0	0	0	0	0	0	0	0	0	0	
Bicycles	0	0	0	0	0	0	0	0	0	0	0	0	0	0	0	0	0	
Railroad																		
Stopped Buses																		

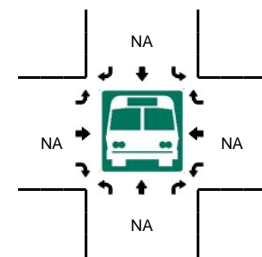
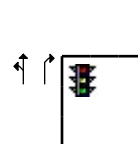
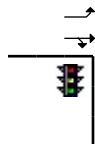
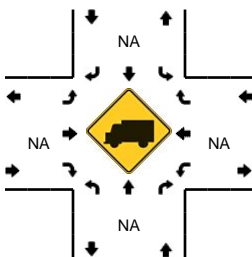
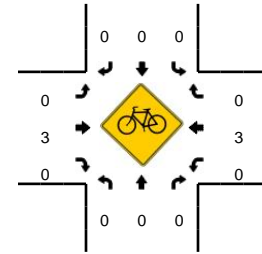
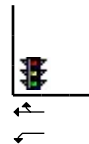
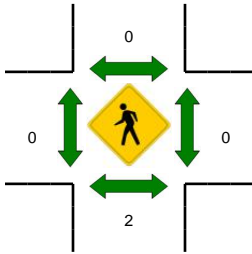
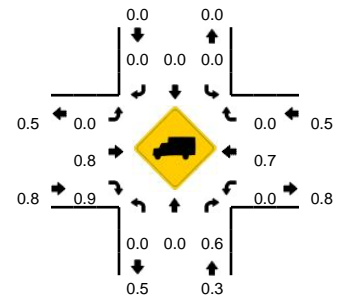
Comments:

LOCATION: Bass Lake Rd -- Green Valley Rd
CITY/STATE: Cameron Park, CA

QC JOB #: 12004708
DATE: Tue, May 06 2014



Peak-Hour: 5:05 PM -- 6:05 PM
Peak 15-Min: 5:45 PM -- 6:00 PM



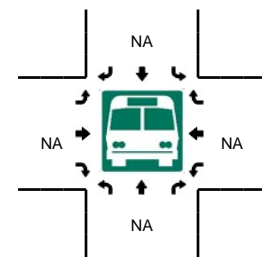
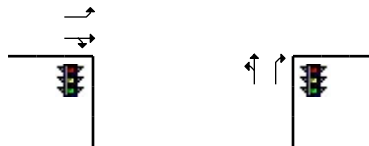
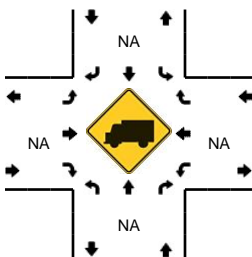
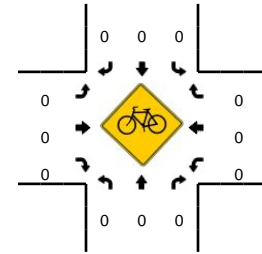
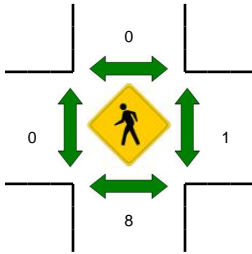
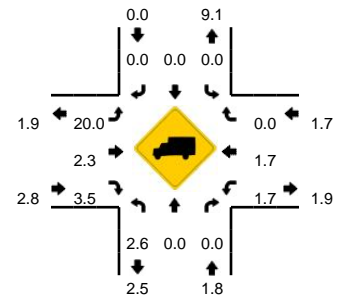
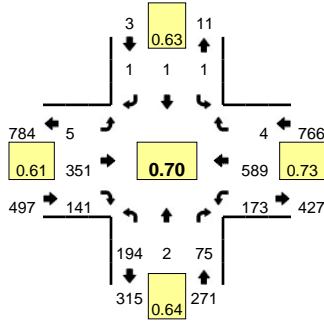
5-Min Count Period Beginning At	Bass Lake Rd (Northbound)				Bass Lake Rd (Southbound)				Green Valley Rd (Eastbound)				Green Valley Rd (Westbound)				Total	Hourly Totals
	Left	Thru	Right	U	Left	Thru	Right	U	Left	Thru	Right	U	Left	Thru	Right	U		
4:30 PM	6	1	12	0	0	0	2	0	0	47	5	0	14	20	0	0	107	1178
4:35 PM	10	2	11	0	0	3	1	0	0	43	5	0	12	25	1	0	113	1204
4:40 PM	5	1	9	0	1	0	0	0	0	38	11	0	7	21	2	0	95	1211
4:45 PM	4	0	14	0	3	0	0	0	1	37	9	0	8	19	0	0	95	1211
4:50 PM	3	0	20	0	1	0	0	0	1	33	8	0	8	30	1	0	105	1221
4:55 PM	2	2	19	0	1	1	0	0	1	39	9	0	6	25	0	0	105	1212
5:00 PM	6	0	13	0	2	0	2	0	0	44	6	0	12	19	2	0	106	1215
5:05 PM	8	0	12	0	0	0	1	0	0	51	17	0	11	40	0	0	140	1255
5:10 PM	5	0	16	0	0	0	0	0	1	38	13	0	8	36	0	0	117	1273
5:15 PM	17	0	14	0	1	0	2	0	2	48	11	0	8	34	2	0	139	1324
5:20 PM	7	0	13	0	2	0	1	0	0	44	6	0	9	39	0	0	121	1346
5:25 PM	5	0	16	0	0	0	0	0	0	27	10	0	4	29	0	0	91	1334
5:30 PM	13	0	16	0	1	0	0	0	1	32	2	0	9	32	0	0	106	1333
5:35 PM	9	0	17	0	1	0	1	0	0	37	8	0	11	44	0	0	128	1348
5:40 PM	17	1	8	0	0	0	0	0	0	45	9	0	5	34	0	0	119	1372
5:45 PM	17	0	16	0	0	0	1	0	1	41	9	0	6	45	0	0	136	1413
5:50 PM	22	1	13	0	0	2	0	0	0	42	5	0	5	40	1	0	131	1439
5:55 PM	23	0	16	0	0	0	1	0	0	34	11	0	8	45	0	0	138	1472
6:00 PM	13	1	10	0	1	0	0	0	0	49	11	0	10	35	0	0	130	1496
6:05 PM	9	0	12	0	0	0	0	0	0	34	10	0	7	31	0	0	103	1459
6:10 PM	23	0	14	0	1	0	0	0	0	34	9	0	10	44	0	0	135	1477
6:15 PM	16	0	8	0	3	2	1	0	0	45	6	0	4	25	1	0	111	1449
6:20 PM	12	1	21	0	1	0	0	0	0	36	9	0	9	28	0	0	117	1445
6:25 PM	9	1	8	0	1	0	0	0	1	41	18	0	3	13	0	0	95	1449
Peak 15-Min Flowrates	Northbound				Southbound				Eastbound				Westbound				Total	
	Left	Thru	Right	U	Left	Thru	Right	U	Left	Thru	Right	U	Left	Thru	Right	U		
All Vehicles	248	4	180	0	0	8	8	0	4	468	100	0	76	520	4	0	1620	
Heavy Trucks	0	0	0	0	0	0	0	0	0	0	4	0	0	8	0	0	12	
Pedestrians		8				0				0				0			8	
Bicycles	0	0	0	0	0	0	0	0	0	1	0	0	0	1	0	0	2	
Railroad																		
Stopped Buses																		

Comments:

LOCATION: Bass Lake Rd -- Green Valley Rd
CITY/STATE: Cameron Park, CA

QC JOB #: 12004707
DATE: Tue, May 06 2014

Peak-Hour: 7:10 AM -- 8:10 AM
Peak 15-Min: 7:25 AM -- 7:40 AM



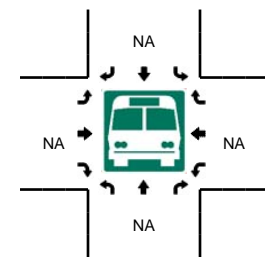

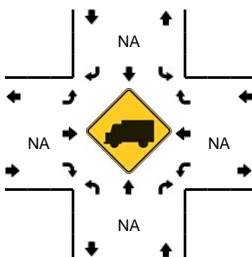
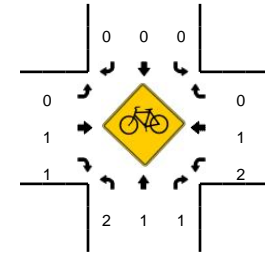
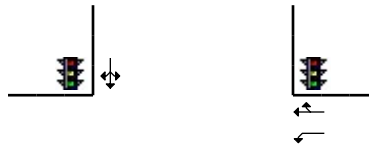
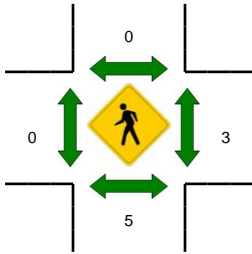
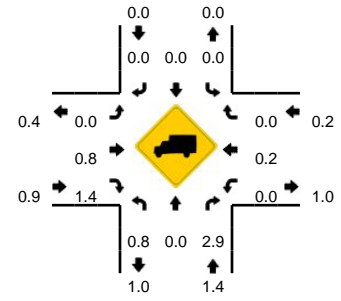
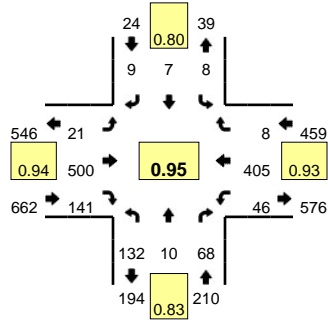
5-Min Count Period Beginning At	Bass Lake Rd (Northbound)				Bass Lake Rd (Southbound)				Green Valley Rd (Eastbound)				Green Valley Rd (Westbound)				Total	Hourly Totals	
	Left	Thru	Right	U	Left	Thru	Right	U	Left	Thru	Right	U	Left	Thru	Right	U			
6:40 AM	9	0	9	0	0	0	0	0	0	0	5	1	0	12	31	1	0	68	
6:45 AM	3	1	8	0	0	0	0	0	0	0	8	1	0	12	37	0	0	70	
6:50 AM	5	0	7	0	0	0	0	0	0	0	7	2	0	12	34	0	0	67	
6:55 AM	10	0	11	0	0	0	0	0	0	0	16	2	0	12	34	0	0	85	
7:00 AM	7	0	3	0	0	0	0	0	0	0	9	0	0	11	38	0	0	68	
7:05 AM	14	0	1	0	0	0	0	0	0	0	10	3	0	8	46	1	0	83	
7:10 AM	13	0	6	0	0	0	1	0	0	0	7	5	0	13	50	0	0	95	
7:15 AM	12	0	8	0	0	0	0	0	0	0	22	7	0	10	54	0	0	113	
7:20 AM	30	0	2	0	0	0	0	0	0	0	23	9	0	7	54	0	0	125	
7:25 AM	35	0	5	0	0	0	0	0	0	0	33	17	0	11	78	0	0	179	1064
7:30 AM	23	0	6	0	0	0	0	0	0	0	43	21	0	10	79	0	0	182	1193
7:35 AM	33	0	6	0	0	0	0	0	0	0	41	22	0	21	63	0	0	186	1321
7:40 AM	11	0	9	0	0	0	0	0	0	0	54	22	0	11	37	0	0	144	1397
7:45 AM	11	0	6	0	0	0	0	0	0	0	52	20	0	22	34	0	0	145	1472
7:50 AM	7	0	6	0	0	0	0	0	0	1	14	7	0	13	46	1	0	95	1500
7:55 AM	7	0	6	0	0	0	0	0	0	1	24	6	0	15	33	1	0	93	1508
8:00 AM	7	0	6	0	1	0	0	0	0	1	20	4	0	23	28	0	0	90	1530
8:05 AM	5	2	9	0	0	1	0	0	0	2	18	1	0	17	33	2	0	90	1537
8:10 AM	6	0	8	0	0	1	0	0	0	0	22	6	0	12	33	1	0	89	1531
8:15 AM	10	0	8	0	1	0	0	0	0	2	19	6	0	13	32	0	0	91	1509
8:20 AM	10	1	5	0	0	0	0	0	0	1	25	3	0	15	24	1	0	85	1469
8:25 AM	7	0	9	0	0	0	0	0	0	1	20	5	0	10	33	2	0	87	1377
8:30 AM	21	1	11	0	0	0	0	0	0	1	20	2	0	23	21	1	0	101	1296
8:35 AM	7	0	12	0	2	0	1	0	0	0	21	3	0	26	34	2	0	108	1218
Peak 15-Min Flowrates	Northbound				Southbound				Eastbound				Westbound				Total		
	Left	Thru	Right	U	Left	Thru	Right	U	Left	Thru	Right	U	Left	Thru	Right	U			
All Vehicles	364	0	68	0	0	0	0	0	0	468	240	0	168	880	0	0	2188		
Heavy Trucks	8	0	0	0	0	0	0	0	0	12	0	0	0	20	0	0	40		
Pedestrians	0	0	0	0	0	0	0	0	0	0	0	0	0	0	0	0	0		
Bicycles	0	0	0	0	0	0	0	0	0	0	0	0	0	0	0	0	0		
Railroad																			
Stopped Buses																			

Comments:

LOCATION: Cambridge Rd -- Green Valley Rd
CITY/STATE: Cameron Park, CA

QC JOB #: 12004710
DATE: Tue, May 06 2014

Peak-Hour: 5:05 PM -- 6:05 PM
Peak 15-Min: 5:50 PM -- 6:05 PM



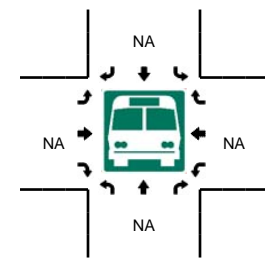
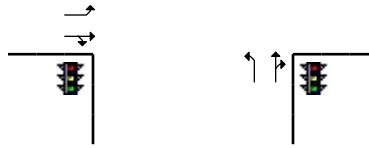
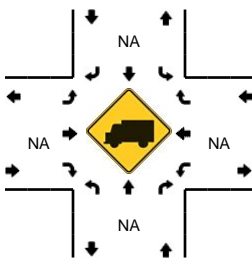
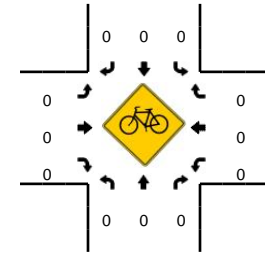

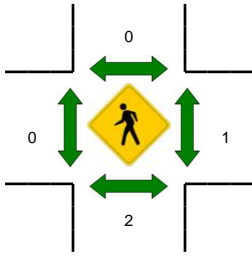
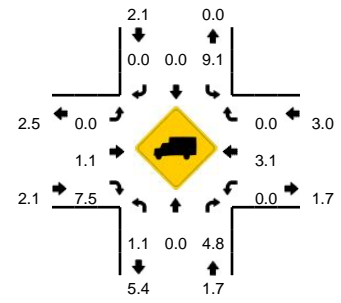
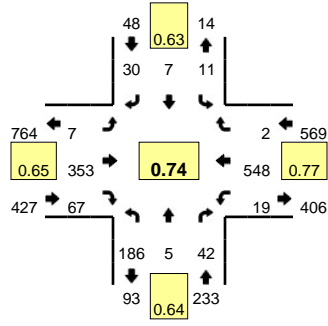
5-Min Count Period Beginning At	Cambridge Rd (Northbound)				Cambridge Rd (Southbound)				Green Valley Rd (Eastbound)				Green Valley Rd (Westbound)				Total	Hourly Totals
	Left	Thru	Right	U	Left	Thru	Right	U	Left	Thru	Right	U	Left	Thru	Right	U		
4:30 PM	5	1	4	0	1	0	2	0	3	48	12	0	0	24	0	0	100	1126
4:35 PM	15	1	2	0	1	0	1	0	2	42	10	0	6	26	1	0	107	1147
4:40 PM	5	0	6	0	0	0	0	0	1	38	8	0	4	31	1	0	94	1141
4:45 PM	5	0	3	0	1	1	0	0	1	38	13	0	7	14	1	0	84	1136
4:50 PM	7	0	4	0	0	1	1	0	4	46	10	0	5	29	1	0	108	1153
4:55 PM	8	1	8	0	0	1	2	0	1	40	8	0	4	22	1	0	96	1157
5:00 PM	8	2	2	0	0	0	5	0	2	58	9	0	0	34	0	0	120	1185
5:05 PM	18	1	8	0	1	0	1	0	1	42	7	0	4	20	1	0	104	1195
5:10 PM	10	1	3	0	0	0	3	0	4	40	17	0	1	34	0	0	113	1211
5:15 PM	9	1	8	0	0	1	1	0	0	52	8	0	2	32	0	0	114	1242
5:20 PM	10	0	5	0	2	0	1	0	3	36	16	0	4	36	3	0	116	1254
5:25 PM	2	0	3	0	0	0	0	0	0	46	5	0	2	36	0	0	94	1250
5:30 PM	10	1	6	0	2	1	0	0	1	37	15	0	7	30	1	0	111	1261
5:35 PM	10	1	6	0	0	0	1	0	1	41	11	0	1	37	0	0	109	1263
5:40 PM	14	1	6	0	0	2	0	0	1	42	13	0	4	33	1	0	117	1286
5:45 PM	11	0	2	0	2	1	0	0	2	44	13	0	7	36	1	0	119	1321
5:50 PM	13	2	6	0	0	0	0	0	2	41	13	0	6	33	0	0	116	1329
5:55 PM	13	1	4	0	1	0	2	0	5	35	11	0	3	40	0	0	115	1348
6:00 PM	12	1	11	0	0	2	0	0	1	44	12	0	5	38	1	0	127	1355
6:05 PM	12	0	1	0	0	2	0	0	0	34	7	0	2	23	0	0	81	1332
6:10 PM	11	1	11	0	0	0	2	0	2	45	8	0	2	41	2	0	125	1344
6:15 PM	7	0	6	0	2	0	1	0	0	37	17	0	7	23	0	0	100	1330
6:20 PM	9	1	3	0	0	0	0	0	3	48	8	0	5	23	1	0	101	1315
6:25 PM	5	1	3	0	0	1	0	0	2	43	7	0	0	14	1	0	77	1298
Peak 15-Min Flowrates	Northbound				Southbound				Eastbound				Westbound				Total	
	Left	Thru	Right	U	Left	Thru	Right	U	Left	Thru	Right	U	Left	Thru	Right	U		
All Vehicles	152	16	84	0	4	8	8	0	32	480	144	0	56	444	4	0	1432	
Heavy Trucks	0	0	4		0	0	0		0	0	0		0	0	0		4	
Pedestrians		0				0				0				4			4	
Bicycles	0	0	0		0	0	0		0	1	0		1	1	0		3	
Railroad																		
Stopped Buses																		

Comments:

LOCATION: Cambridge Rd -- Green Valley Rd
CITY/STATE: Cameron Park, CA

QC JOB #: 12004709
DATE: Tue, May 06 2014

Peak-Hour: 7:10 AM -- 8:10 AM
Peak 15-Min: 7:25 AM -- 7:40 AM



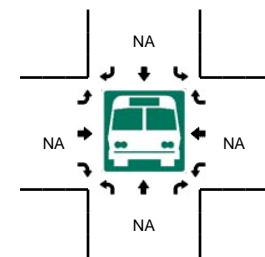
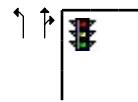
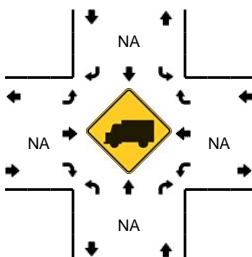
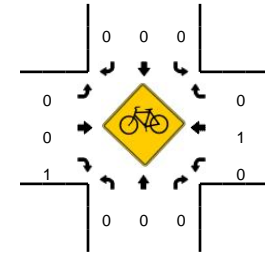
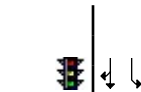
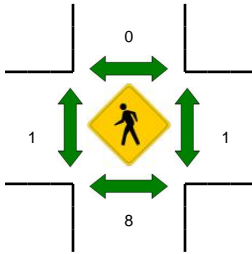
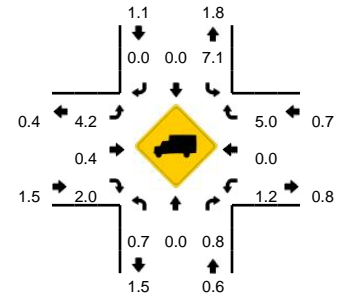
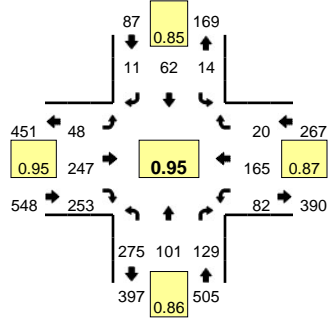
5-Min Count Period Beginning At	Cambridge Rd (Northbound)				Cambridge Rd (Southbound)				Green Valley Rd (Eastbound)				Green Valley Rd (Westbound)				Total	Hourly Totals
	Left	Thru	Right	U	Left	Thru	Right	U	Left	Thru	Right	U	Left	Thru	Right	U		
6:40 AM	4	0	3	0	0	0	2	0	0	13	3	0	3	38	0	0	66	
6:45 AM	9	0	3	0	2	1	0	0	0	15	0	0	2	37	0	0	69	
6:50 AM	13	0	3	0	3	0	0	0	0	11	2	0	7	39	0	0	78	
6:55 AM	10	0	5	0	0	0	4	0	0	26	2	0	3	28	2	0	80	
7:00 AM	9	0	1	0	2	0	1	0	0	9	1	0	3	36	0	0	62	
7:05 AM	15	0	0	0	0	0	2	0	0	12	1	0	0	46	0	0	76	
7:10 AM	15	0	2	0	1	0	1	0	0	13	0	0	2	41	2	0	77	
7:15 AM	13	1	0	0	0	1	1	0	0	21	6	0	1	50	0	0	94	
7:20 AM	22	0	0	0	1	1	5	0	0	17	4	0	2	35	0	0	87	
7:25 AM	21	1	5	0	0	0	2	0	1	33	11	0	2	75	0	0	151	950
7:30 AM	34	1	7	0	3	2	2	0	1	36	7	0	0	52	0	0	145	1045
7:35 AM	16	0	4	0	1	2	2	0	1	42	9	0	2	56	0	0	135	1120
7:40 AM	5	0	4	0	2	0	6	0	0	47	12	0	2	42	0	0	120	1174
7:45 AM	16	0	2	0	2	1	2	0	2	51	9	0	2	35	0	0	122	1227
7:50 AM	13	1	3	0	1	0	1	0	0	18	2	0	2	47	0	0	88	1237
7:55 AM	8	0	3	0	0	0	2	0	0	28	2	0	1	38	0	0	82	1239
8:00 AM	13	1	3	0	0	0	2	0	0	22	4	0	0	34	0	0	79	1256
8:05 AM	10	0	9	0	0	0	4	0	2	25	1	0	3	43	0	0	97	1277
8:10 AM	12	0	5	0	2	0	1	0	0	24	2	0	1	29	0	0	76	1276
8:15 AM	10	0	4	0	0	0	0	0	0	26	5	0	1	35	0	0	81	1263
8:20 AM	10	1	2	0	1	0	3	0	0	23	5	0	3	27	0	0	75	1251
8:25 AM	10	0	6	0	1	0	2	0	1	28	3	0	3	34	0	0	88	1188
8:30 AM	12	0	5	0	0	0	2	0	1	27	3	0	5	29	0	0	84	1127
8:35 AM	10	0	11	0	1	0	4	0	0	31	2	0	5	50	1	0	115	1107
Peak 15-Min Flowrates	Northbound				Southbound				Eastbound				Westbound				Total	
	Left	Thru	Right	U	Left	Thru	Right	U	Left	Thru	Right	U	Left	Thru	Right	U		
All Vehicles	284	8	64	0	16	16	24	0	12	444	108	0	16	732	0	0	1724	
Heavy Trucks	4	0	4	0	0	0	0	0	0	8	4	0	0	20	0	0	40	
Pedestrians	0	0	0	0	0	0	0	0	0	0	0	0	0	0	0	0	0	
Bicycles	0	0	0	0	0	0	0	0	0	0	0	0	0	0	0	0	0	
Railroad																		
Stopped Buses																		

Comments:

LOCATION: Cameron Park Dr/Starbuck Rd -- Green Valley Rd
CITY/STATE: Cameron Park, CA

QC JOB #: 12004712
DATE: Tue, May 06 2014

Peak-Hour: 4:55 PM -- 5:55 PM
Peak 15-Min: 5:40 PM -- 5:55 PM



5-Min Count Period Beginning At	Cameron Park Dr/Starbuck Rd (Northbound)				Cameron Park Dr/Starbuck Rd (Southbound)				Green Valley Rd (Eastbound)				Green Valley Rd (Westbound)				Total	Hourly Totals
	Left	Thru	Right	U	Left	Thru	Right	U	Left	Thru	Right	U	Left	Thru	Right	U		
4:25 PM	15	7	4	0	1	5	2	0	6	28	22	1	7	11	2	0	111	1244
4:30 PM	14	6	10	0	2	2	3	0	7	19	23	0	7	7	1	0	101	1235
4:35 PM	28	6	10	0	4	4	1	0	0	19	19	1	10	12	0	0	114	1239
4:40 PM	23	2	9	0	1	7	1	0	4	17	19	1	4	13	3	0	104	1244
4:45 PM	20	8	11	0	0	3	1	0	1	12	16	0	4	9	1	0	86	1236
4:50 PM	14	3	10	0	2	5	3	0	1	24	26	0	4	11	0	0	103	1237
4:55 PM	19	9	9	0	1	4	1	0	3	17	23	0	10	11	3	0	110	1243
5:00 PM	30	8	15	0	2	4	2	0	4	24	23	0	8	7	2	0	129	1275
5:05 PM	15	7	9	0	1	6	2	0	5	20	24	0	6	10	2	0	107	1280
5:10 PM	22	9	9	0	2	7	2	0	5	14	21	0	5	19	1	0	116	1281
5:15 PM	19	6	9	0	2	5	1	0	4	22	26	0	3	12	0	0	109	1285
5:20 PM	19	6	7	0	1	8	1	0	7	16	20	0	6	23	3	0	117	1307
5:25 PM	30	11	12	0	1	3	0	0	2	29	16	0	6	10	0	0	120	1316
5:30 PM	23	12	10	0	0	5	0	0	1	23	15	0	10	15	2	0	116	1331
5:35 PM	33	9	10	0	0	2	2	0	5	20	17	0	6	8	2	0	114	1331
5:40 PM	27	5	11	0	0	9	0	0	7	18	27	0	8	10	0	0	122	1349
5:45 PM	14	8	12	0	2	5	0	0	4	15	19	0	8	23	3	0	113	1376
5:50 PM	24	11	16	0	2	4	0	0	1	29	22	0	6	17	2	0	134	1407
5:55 PM	33	3	14	0	3	8	1	0	3	12	13	0	2	12	1	0	105	1402
6:00 PM	24	8	8	0	0	5	1	0	1	24	21	0	3	15	1	0	111	1384
6:05 PM	16	2	4	0	0	3	1	0	2	13	19	0	9	8	0	0	77	1354
6:10 PM	22	6	8	0	0	6	2	0	5	16	18	0	11	18	0	0	112	1350
6:15 PM	15	9	11	0	1	1	0	0	8	16	15	0	5	10	2	0	93	1334
6:20 PM	21	8	4	0	0	8	0	0	2	20	28	0	10	6	2	0	109	1326
Peak 15-Min Flowrates	Northbound				Southbound				Eastbound				Westbound				Total	
	Left	Thru	Right	U	Left	Thru	Right	U	Left	Thru	Right	U	Left	Thru	Right	U		
All Vehicles	260	96	156	0	16	72	0	0	48	248	272	0	88	200	20	0	1476	
Heavy Trucks	4	0	4	0	0	0	0	0	0	0	0	0	4	0	4	0	16	
Pedestrians	0	0	0	0	0	0	0	0	0	0	0	0	0	0	0	0	0	
Bicycles	0	0	0	0	0	0	0	0	0	0	1	0	0	0	0	0	1	
Railroad																		
Stopped Buses																		

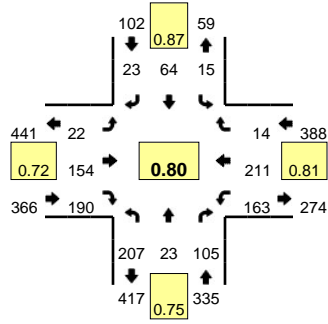
Comments:

Type of peak hour being reported: Intersection Peak

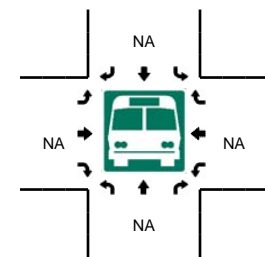
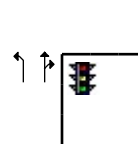
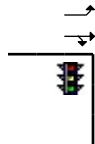
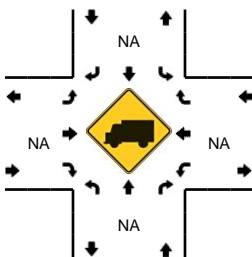
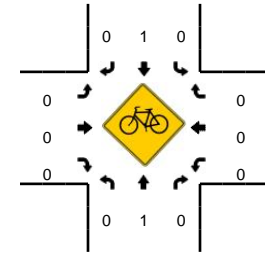
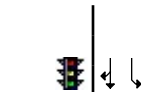
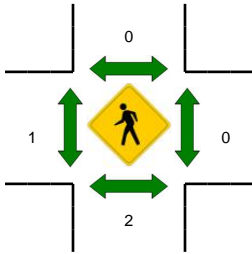
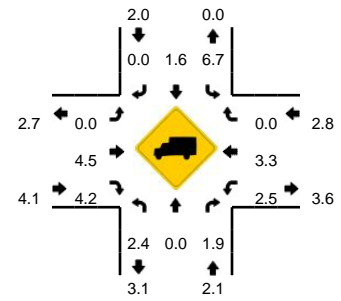
Method for determining peak hour: Total Entering Volume

LOCATION: Cameron Park Dr/Starbuck Rd -- Green Valley Rd
CITY/STATE: Cameron Park, CA

QC JOB #: 12004711
DATE: Tue, May 06 2014



Peak-Hour: 7:55 AM -- 8:55 AM
Peak 15-Min: 8:35 AM -- 8:50 AM



5-Min Count Period Beginning At	Cameron Park Dr/Starbuck Rd (Northbound)				Cameron Park Dr/Starbuck Rd (Southbound)				Green Valley Rd (Eastbound)				Green Valley Rd (Westbound)				Total	Hourly Totals
	Left	Thru	Right	U	Left	Thru	Right	U	Left	Thru	Right	U	Left	Thru	Right	U		
7:25 AM	34	1	3	0	0	5	3	0	2	10	14	0	1	26	1	0	100	890
7:30 AM	33	3	2	0	1	3	1	0	0	15	24	0	3	30	1	0	116	955
7:35 AM	15	0	2	0	3	6	3	0	1	19	21	0	10	15	0	0	95	985
7:40 AM	12	1	3	0	1	4	0	0	1	24	26	0	10	23	2	0	107	1026
7:45 AM	12	2	4	0	4	6	0	0	2	21	21	0	11	24	0	0	107	1062
7:50 AM	29	3	5	0	1	5	1	0	1	9	16	0	10	22	0	0	102	1081
7:55 AM	11	3	7	0	1	2	4	0	2	12	17	0	19	19	0	0	97	1102
8:00 AM	12	2	4	0	0	5	1	0	1	12	21	0	9	18	2	0	87	1112
8:05 AM	20	2	8	0	0	5	2	0	1	9	16	0	10	20	1	0	94	1136
8:10 AM	18	2	3	0	3	5	1	0	1	9	21	0	7	16	1	0	87	1155
8:15 AM	21	2	5	0	0	6	2	0	2	9	9	0	12	16	0	0	84	1150
8:20 AM	16	0	6	0	1	6	3	0	0	8	13	0	11	16	2	0	82	1158
8:25 AM	15	0	12	0	1	7	0	0	0	13	10	0	9	18	1	0	86	1144
8:30 AM	10	1	17	0	2	2	3	0	1	17	11	0	8	18	1	0	91	1119
8:35 AM	31	2	21	0	3	7	2	0	1	21	12	0	14	20	0	0	134	1158
8:40 AM	15	2	11	0	3	5	2	0	2	18	22	0	23	14	3	0	120	1171
8:45 AM	20	5	9	0	1	6	2	0	6	10	17	0	19	22	1	0	118	1182
8:50 AM	18	2	2	0	0	8	1	0	5	16	21	0	22	14	2	0	111	1191
8:55 AM	13	7	3	0	1	4	3	0	3	5	20	0	6	20	4	0	89	1183
9:00 AM	16	4	6	0	1	5	4	0	2	11	12	0	9	10	0	0	80	1176
9:05 AM	16	0	10	0	2	4	2	0	0	8	9	0	10	16	0	0	77	1159
9:10 AM	14	3	1	0	0	5	1	0	2	5	7	0	10	11	0	0	59	1131
9:15 AM	11	6	3	0	0	4	1	0	3	8	13	0	8	10	2	0	69	1116
9:20 AM	17	3	4	0	1	5	0	0	3	2	18	0	9	5	0	0	67	1101
Peak 15-Min Flowrates	Northbound				Southbound				Eastbound				Westbound				Total	
	Left	Thru	Right	U	Left	Thru	Right	U	Left	Thru	Right	U	Left	Thru	Right	U		
All Vehicles	264	36	164	0	28	72	24	0	36	196	204	0	224	224	16	0	1488	
Heavy Trucks	12	0	4	0	0	0	0	0	0	12	12	0	0	0	0	0	40	
Pedestrians		4				0				0				0			4	
Bicycles		0	0			0	0			0	0			0	0		0	
Railroad																		
Stopped Buses																		

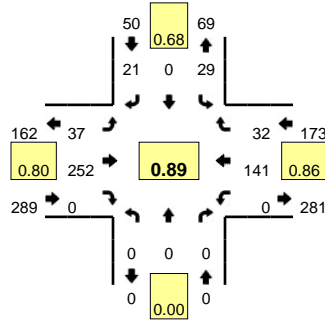
Comments:

Type of peak hour being reported: Intersection Peak

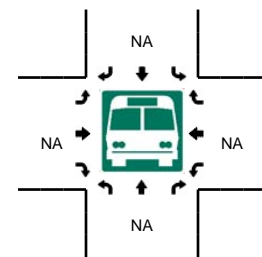
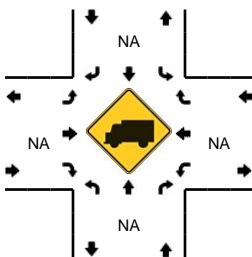
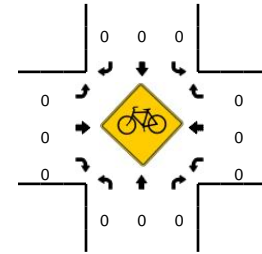
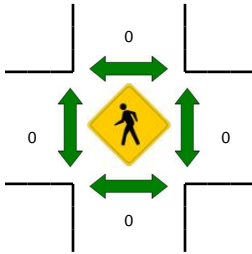
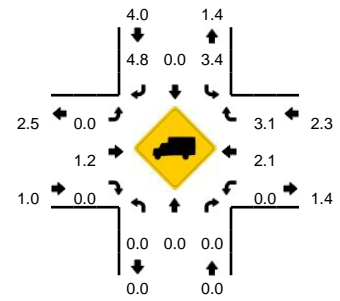
Method for determining peak hour: Total Entering Volume

LOCATION: Deer Valley Rd E -- Green Valley Rd
CITY/STATE: Rescue, CA

QC JOB #: 12004714
DATE: Tue, May 06 2014



Peak-Hour: 4:10 PM -- 5:10 PM
Peak 15-Min: 4:50 PM -- 5:05 PM



5-Min Count Period Beginning At	Deer Valley Rd E (Northbound)				Deer Valley Rd E (Southbound)				Green Valley Rd (Eastbound)				Green Valley Rd (Westbound)				Total	Hourly Totals
	Left	Thru	Right	U	Left	Thru	Right	U	Left	Thru	Right	U	Left	Thru	Right	U		
3:40 PM	0	0	0	0	2	0	3	0	4	29	0	0	0	7	2	0	47	
3:45 PM	0	0	0	0	2	0	3	0	1	16	0	0	0	9	4	0	35	
3:50 PM	0	0	0	0	5	0	1	0	1	11	0	0	0	8	2	0	28	
3:55 PM	0	0	0	0	1	0	0	0	5	26	0	0	0	8	1	0	41	
4:00 PM	0	0	0	0	0	0	2	0	2	19	0	0	0	13	1	0	37	
4:05 PM	0	0	0	0	5	0	2	0	4	12	0	0	0	6	2	0	31	
4:10 PM	0	0	0	0	1	0	2	0	5	13	0	0	0	11	5	0	37	
4:15 PM	0	0	0	0	4	0	6	0	4	18	0	0	0	11	3	0	46	
4:20 PM	0	0	0	0	3	0	4	0	5	14	0	0	0	15	4	0	45	
4:25 PM	0	0	0	0	4	0	3	0	2	21	0	0	0	8	5	0	43	471
4:30 PM	0	0	0	0	2	0	2	0	3	27	0	0	0	13	3	0	50	474
4:35 PM	0	0	0	0	2	0	1	0	1	22	0	0	0	12	1	0	39	479
4:40 PM	0	0	0	0	4	0	0	0	0	22	0	0	0	9	0	0	35	467
4:45 PM	0	0	0	0	1	0	0	0	2	15	0	0	0	10	3	0	31	463
4:50 PM	0	0	0	0	3	0	0	0	4	24	0	0	0	15	1	0	47	482
4:55 PM	0	0	0	0	3	0	2	0	1	32	0	0	0	15	5	0	58	499
5:00 PM	0	0	0	0	1	0	0	0	7	23	0	0	0	7	1	0	39	501
5:05 PM	0	0	0	0	1	0	1	0	3	21	0	0	0	15	1	0	42	512
5:10 PM	0	0	0	0	0	0	1	0	4	16	0	0	0	9	2	0	32	507
5:15 PM	0	0	0	0	1	0	1	0	3	17	0	0	0	25	2	0	49	510
5:20 PM	0	0	0	0	1	0	1	0	1	18	0	0	0	9	5	0	35	500
5:25 PM	0	0	0	0	2	0	1	0	2	19	0	0	0	13	2	0	39	496
5:30 PM	0	0	0	0	1	0	2	0	1	26	0	0	0	17	2	0	49	495
5:35 PM	0	0	0	0	2	0	1	0	2	27	0	0	0	14	0	0	46	502
Peak 15-Min Flowrates	Northbound				Southbound				Eastbound				Westbound				Total	
	Left	Thru	Right	U	Left	Thru	Right	U	Left	Thru	Right	U	Left	Thru	Right	U		
All Vehicles	0	0	0	0	28	0	8	0	48	316	0	0	0	148	28	0	576	
Heavy Trucks	0	0	0	0	0	0	4	0	0	4	0	0	0	0	0	0	8	
Pedestrians	0	0	0	0	0	0	0	0	0	0	0	0	0	0	0	0	0	
Bicycles	0	0	0	0	0	0	0	0	0	0	0	0	0	0	0	0	0	
Railroad	0	0	0	0	0	0	0	0	0	0	0	0	0	0	0	0	0	
Stopped Buses	0	0	0	0	0	0	0	0	0	0	0	0	0	0	0	0	0	

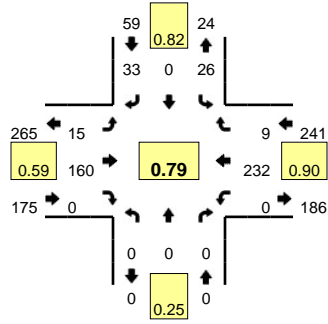
Comments:

Type of peak hour being reported: Intersection Peak

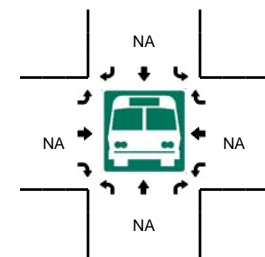
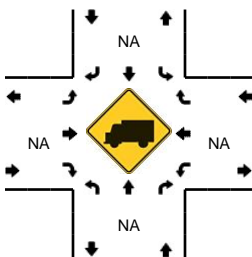
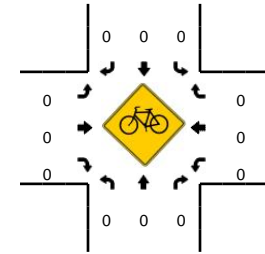
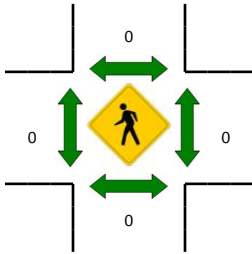
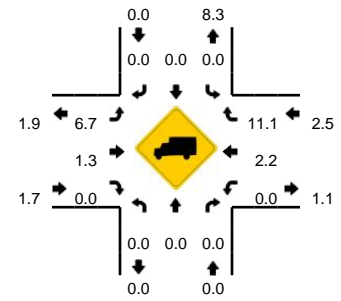
Method for determining peak hour: Total Entering Volume

LOCATION: Deer Valley Rd E -- Green Valley Rd
CITY/STATE: Rescue, CA

QC JOB #: 12004713
DATE: Tue, May 06 2014



Peak-Hour: 7:35 AM -- 8:35 AM
Peak 15-Min: 7:35 AM -- 7:50 AM

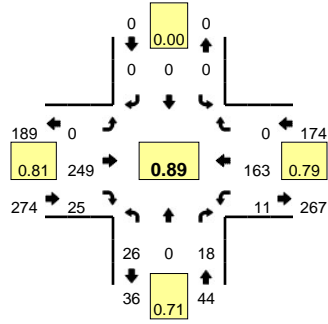


5-Min Count Period Beginning At	Deer Valley Rd E (Northbound)				Deer Valley Rd E (Southbound)				Green Valley Rd (Eastbound)				Green Valley Rd (Westbound)				Total	Hourly Totals
	Left	Thru	Right	U	Left	Thru	Right	U	Left	Thru	Right	U	Left	Thru	Right	U		
7:05 AM	0	0	0	0	2	0	0	0	0	4	0	0	0	14	2	0	22	
7:10 AM	0	0	0	0	0	0	4	0	0	13	0	0	0	12	0	0	29	
7:15 AM	0	0	0	0	0	0	1	0	1	9	0	0	0	18	2	0	31	
7:20 AM	0	0	0	0	3	0	3	0	0	9	0	0	0	16	0	0	31	
7:25 AM	0	0	0	0	0	0	0	0	0	8	0	0	0	17	0	0	25	351
7:30 AM	0	0	0	0	1	0	4	0	2	13	0	0	0	15	1	0	36	367
7:35 AM	0	0	0	0	2	0	3	0	2	24	0	0	0	18	0	0	49	388
7:40 AM	0	0	0	0	2	0	6	0	2	18	0	0	0	19	3	0	50	404
7:45 AM	0	0	0	0	3	0	1	0	2	22	0	0	0	22	1	0	51	421
7:50 AM	0	0	0	0	3	0	3	0	1	18	0	0	0	17	0	0	42	430
7:55 AM	0	0	0	0	4	0	2	0	1	9	0	0	0	20	0	0	36	440
8:00 AM	0	0	0	0	1	0	2	0	1	10	0	0	0	19	0	0	33	435
8:05 AM	0	0	0	0	3	0	3	0	1	10	0	0	0	18	1	0	36	449
8:10 AM	0	0	0	0	2	0	1	0	0	6	0	0	0	24	1	0	34	454
8:15 AM	0	0	0	0	1	0	2	0	0	9	0	0	0	21	2	0	35	458
8:20 AM	0	0	0	0	1	0	4	0	2	10	0	0	0	21	1	0	39	466
8:25 AM	0	0	0	0	1	0	2	0	1	11	0	0	0	15	0	0	30	471
8:30 AM	0	0	0	0	3	0	4	0	2	13	0	0	0	18	0	0	40	475
8:35 AM	0	0	0	0	0	0	1	0	1	18	0	0	0	27	1	0	48	474
8:40 AM	0	0	0	0	1	0	5	0	1	20	0	0	0	13	2	0	42	466
8:45 AM	0	0	0	0	3	0	1	0	3	27	0	0	0	14	4	0	52	467
8:50 AM	0	0	0	0	1	0	3	0	1	25	0	0	0	12	0	0	42	467
8:55 AM	0	0	0	0	0	0	0	0	0	9	0	0	0	11	1	0	21	452
9:00 AM	0	0	0	0	1	0	0	0	1	7	0	0	0	12	0	0	21	440
Peak 15-Min Flowrates	Northbound				Southbound				Eastbound				Westbound				Total	
	Left	Thru	Right	U	Left	Thru	Right	U	Left	Thru	Right	U	Left	Thru	Right	U		
All Vehicles	0	0	0	0	28	0	40	0	24	256	0	0	0	236	16	0	600	
Heavy Trucks	0	0	0	0	0	0	0	0	4	4	0	0	0	4	4	0	16	
Pedestrians	0	0	0	0	0	0	0	0	0	0	0	0	0	0	0	0	0	
Bicycles	0	0	0	0	0	0	0	0	0	0	0	0	0	0	0	0	0	
Railroad	0	0	0	0	0	0	0	0	0	0	0	0	0	0	0	0	0	
Stopped Buses	0	0	0	0	0	0	0	0	0	0	0	0	0	0	0	0	0	

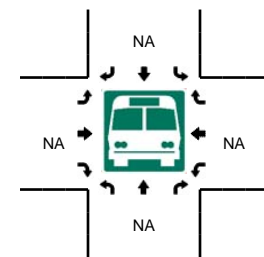
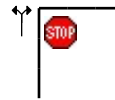
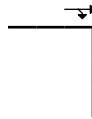
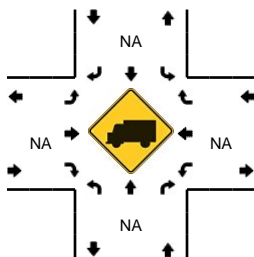
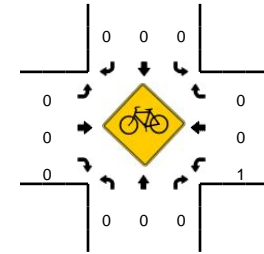
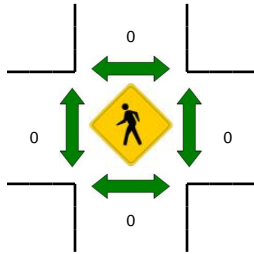
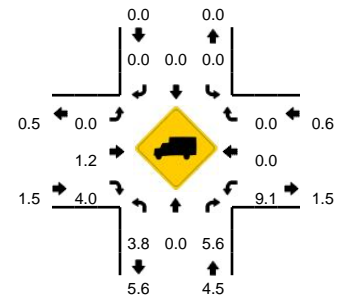
Comments:

LOCATION: Ponderosa Rd -- Green Valley Rd
CITY/STATE: Rescue, CA

QC JOB #: 12004716
DATE: Tue, May 06 2014



Peak-Hour: 4:40 PM -- 5:40 PM
Peak 15-Min: 4:45 PM -- 5:00 PM



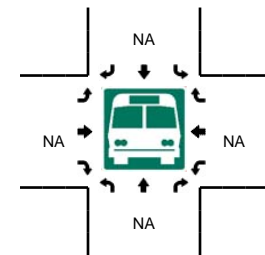
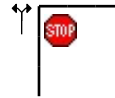
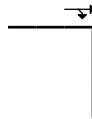
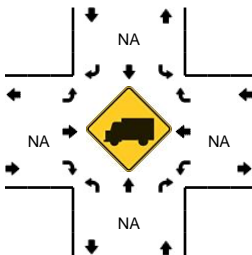
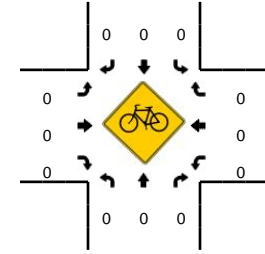

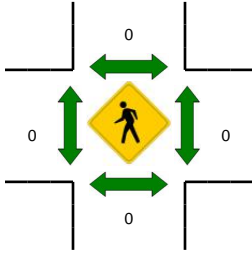
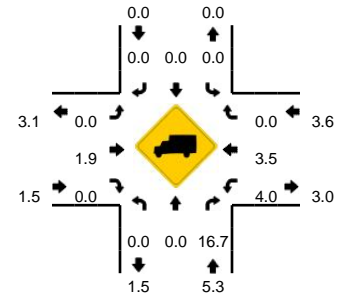
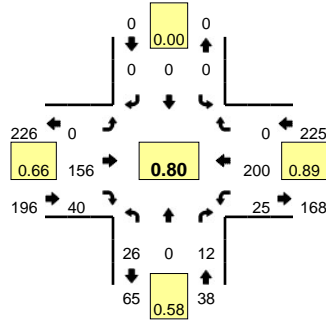
5-Min Count Period Beginning At	Ponderosa Rd (Northbound)				Ponderosa Rd (Southbound)				Green Valley Rd (Eastbound)				Green Valley Rd (Westbound)				Total	Hourly Totals
	Left	Thru	Right	U	Left	Thru	Right	U	Left	Thru	Right	U	Left	Thru	Right	U		
4:10 PM	2	0	1	0	0	0	0	0	0	10	4	0	1	15	0	0	33	
4:15 PM	4	0	3	0	0	0	0	0	0	15	4	0	2	17	0	0	45	
4:20 PM	4	0	1	0	0	0	0	0	0	11	2	0	1	8	0	0	27	
4:25 PM	1	0	0	0	0	0	0	0	0	20	4	0	0	11	0	0	36	430
4:30 PM	1	0	2	0	0	0	0	0	0	25	4	0	0	15	0	0	47	435
4:35 PM	1	0	3	0	0	0	0	0	0	19	3	0	2	14	0	0	42	440
4:40 PM	2	0	4	0	0	0	0	0	0	22	2	0	2	9	0	0	41	439
4:45 PM	2	0	1	0	0	0	0	0	0	15	1	0	3	11	0	0	33	437
4:50 PM	2	0	2	0	0	0	0	0	0	25	6	0	0	17	0	0	52	452
4:55 PM	4	0	2	0	0	0	0	0	0	29	3	0	0	15	0	0	53	470
5:00 PM	1	0	2	0	0	0	0	0	0	19	3	0	0	6	0	0	31	460
5:05 PM	1	0	1	0	0	0	0	0	0	23	1	0	1	14	0	0	41	481
5:10 PM	1	0	2	0	0	0	0	0	0	17	1	0	0	14	0	0	35	483
5:15 PM	3	0	1	0	0	0	0	0	0	14	2	0	1	24	0	0	45	483
5:20 PM	2	0	0	0	0	0	0	0	0	15	1	0	3	13	0	0	34	490
5:25 PM	1	0	1	0	0	0	0	0	0	17	0	0	0	16	0	0	35	489
5:30 PM	1	0	1	0	0	0	0	0	0	23	3	0	0	13	0	0	41	483
5:35 PM	6	0	1	0	0	0	0	0	0	30	2	0	1	11	0	0	51	492
5:40 PM	2	0	0	0	0	0	0	0	0	18	3	0	0	14	0	0	37	488
5:45 PM	2	0	0	0	0	0	0	0	0	14	2	0	1	17	0	0	36	491
5:50 PM	4	0	1	0	0	0	0	0	0	19	1	0	3	8	0	0	36	475
5:55 PM	5	0	2	0	0	0	0	0	0	21	2	0	0	12	0	0	42	464
6:00 PM	1	0	1	0	0	0	0	0	0	17	2	0	2	12	0	0	35	468
6:05 PM	2	0	0	0	0	0	0	0	0	19	2	0	1	11	0	0	35	462
Peak 15-Min Flowrates	Northbound				Southbound				Eastbound				Westbound				Total	
	Left	Thru	Right	U	Left	Thru	Right	U	Left	Thru	Right	U	Left	Thru	Right	U		
All Vehicles	32	0	20	0	0	0	0	0	0	276	40	0	12	172	0	0	552	
Heavy Trucks	0	0	0	0	0	0	0	0	0	4	0	0	0	0	0	0	4	
Pedestrians	0	0	0	0	0	0	0	0	0	0	0	0	0	0	0	0	0	
Bicycles	0	0	0	0	0	0	0	0	0	0	0	0	0	0	0	0	0	
Railroad																		
Stopped Buses																		

Comments:

LOCATION: Ponderosa Rd -- Green Valley Rd
CITY/STATE: Rescue, CA

QC JOB #: 12004715
DATE: Tue, May 06 2014

Peak-Hour: 7:25 AM -- 8:25 AM
Peak 15-Min: 7:35 AM -- 7:50 AM

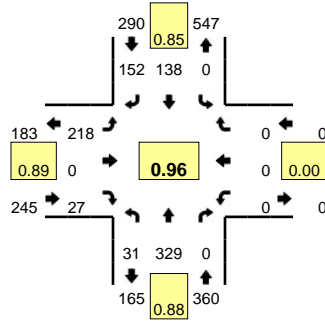


5-Min Count Period Beginning At	Ponderosa Rd (Northbound)				Ponderosa Rd (Southbound)				Green Valley Rd (Eastbound)				Green Valley Rd (Westbound)				Total	Hourly Totals	
	Left	Thru	Right	U	Left	Thru	Right	U	Left	Thru	Right	U	Left	Thru	Right	U			
6:55 AM	6	0	0	0	0	0	0	0	0	0	5	6	0	5	13	0	0	35	
7:00 AM	3	0	4	0	0	0	0	0	0	0	7	9	0	1	13	0	0	37	
7:05 AM	2	0	6	0	0	0	0	0	0	0	6	2	0	4	16	0	0	36	
7:10 AM	4	0	2	0	0	0	0	0	0	0	10	5	0	0	9	0	0	30	
7:15 AM	2	0	2	0	0	0	0	0	0	0	8	1	0	1	20	0	0	34	
7:20 AM	2	0	1	0	0	0	0	0	0	0	11	2	0	1	5	0	0	22	
7:25 AM	2	0	0	0	0	0	0	0	0	0	10	0	0	1	19	0	0	32	382
7:30 AM	3	0	1	0	0	0	0	0	0	0	12	3	0	3	10	0	0	32	398
7:35 AM	0	0	0	0	0	0	0	0	0	0	25	3	0	5	14	0	0	47	413
7:40 AM	1	0	0	0	0	0	0	0	0	0	18	4	0	4	15	0	0	42	414
7:45 AM	2	0	1	0	0	0	0	0	0	0	14	12	0	1	24	0	0	54	436
7:50 AM	2	0	2	0	0	0	0	0	0	0	15	3	0	3	16	0	0	41	442
7:55 AM	1	0	1	0	0	0	0	0	0	0	9	6	0	2	14	0	0	33	440
8:00 AM	2	0	3	0	0	0	0	0	0	0	10	2	0	1	14	0	0	32	435
8:05 AM	4	0	1	0	0	0	0	0	0	0	14	1	0	1	18	0	0	39	438
8:10 AM	5	0	2	0	0	0	0	0	0	0	6	2	0	1	21	0	0	37	445
8:15 AM	1	0	1	0	0	0	0	0	0	0	12	2	0	0	16	0	0	32	443
8:20 AM	3	0	0	0	0	0	0	0	0	0	11	2	0	3	19	0	0	38	459
8:25 AM	1	0	1	0	0	0	0	0	0	0	11	1	0	1	8	0	0	23	450
8:30 AM	2	0	1	0	0	0	0	0	0	0	16	1	0	2	17	0	0	39	457
8:35 AM	5	0	0	0	0	0	0	0	0	0	13	4	0	0	19	0	0	41	451
8:40 AM	2	0	0	0	0	0	0	0	0	0	17	3	0	1	9	0	0	32	441
8:45 AM	1	0	1	0	0	0	0	0	0	0	25	4	0	2	13	0	0	46	433
8:50 AM	1	0	1	0	0	0	0	0	0	0	19	7	0	2	10	0	0	40	432
Peak 15-Min Flowrates	Northbound				Southbound				Eastbound				Westbound				Total		
	Left	Thru	Right	U	Left	Thru	Right	U	Left	Thru	Right	U	Left	Thru	Right	U			
All Vehicles	12	0	4	0	0	0	0	0	0	228	76	0	40	212	0	0	572		
Heavy Trucks	0	0	4	0	0	0	0	0	0	4	0	0	4	8	0	0	20		
Pedestrians	0	0	0	0	0	0	0	0	0	0	0	0	0	0	0	0	0		
Bicycles	0	0	0	0	0	0	0	0	0	0	0	0	0	0	0	0	0		
Railroad	0	0	0	0	0	0	0	0	0	0	0	0	0	0	0	0	0		
Stopped Buses	0	0	0	0	0	0	0	0	0	0	0	0	0	0	0	0	0		

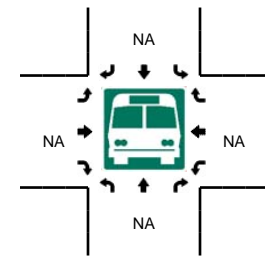
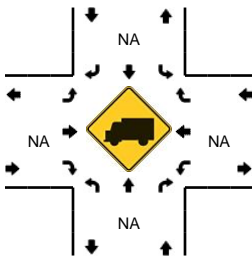
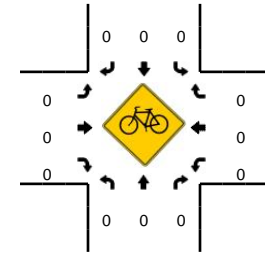

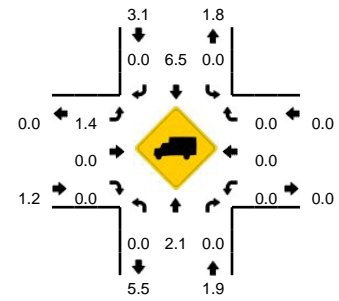
Comments:

LOCATION: N Shingle Rd -- Green Valley Rd
CITY/STATE: Shingle Springs, CA

QC JOB #: 12004718
DATE: Tue, May 06 2014



Peak-Hour: 4:45 PM -- 5:45 PM
Peak 15-Min: 5:30 PM -- 5:45 PM

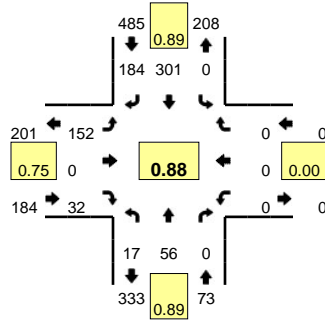


5-Min Count Period Beginning At	N Shingle Rd (Northbound)				N Shingle Rd (Southbound)				Green Valley Rd (Eastbound)				Green Valley Rd (Westbound)				Total	Hourly Totals
	Left	Thru	Right	U	Left	Thru	Right	U	Left	Thru	Right	U	Left	Thru	Right	U		
4:15 PM	5	20	0	0	0	9	14	0	11	0	2	0	0	0	0	0	61	
4:20 PM	2	17	0	0	0	7	9	0	15	0	0	0	0	0	0	0	50	
4:25 PM	1	18	0	0	0	13	9	0	19	0	1	0	0	0	0	0	61	685
4:30 PM	1	22	0	0	0	14	14	0	25	0	2	0	0	0	0	0	78	707
4:35 PM	2	10	0	0	0	7	15	0	17	0	1	0	0	0	0	0	52	694
4:40 PM	5	23	0	0	0	8	7	0	26	0	3	0	0	0	0	0	72	718
4:45 PM	2	26	0	0	0	14	12	0	17	0	2	0	0	0	0	0	73	738
4:50 PM	4	21	0	0	0	11	15	0	18	0	2	0	0	0	0	0	71	762
4:55 PM	1	30	0	0	0	14	15	0	19	0	2	0	0	0	0	0	81	777
5:00 PM	2	32	0	0	0	13	4	0	27	0	1	0	0	0	0	0	79	793
5:05 PM	2	20	0	0	0	5	15	0	19	0	5	0	0	0	0	0	66	811
5:10 PM	3	30	0	0	0	14	14	0	17	0	1	0	0	0	0	0	79	823
5:15 PM	3	26	0	0	0	13	20	0	15	0	2	0	0	0	0	0	79	841
5:20 PM	6	24	0	0	0	15	10	0	13	0	1	0	0	0	0	0	69	860
5:25 PM	2	24	0	0	0	11	13	0	13	0	2	0	0	0	0	0	65	864
5:30 PM	1	27	0	0	0	8	14	0	21	0	2	0	0	0	0	0	73	859
5:35 PM	4	34	0	0	0	3	10	0	27	0	6	0	0	0	0	0	84	891
5:40 PM	1	35	0	0	0	17	10	0	12	0	1	0	0	0	0	0	76	895
5:45 PM	4	12	0	0	0	9	15	0	15	0	3	0	0	0	0	0	58	880
5:50 PM	3	21	0	0	0	9	9	0	14	0	3	0	0	0	0	0	59	868
5:55 PM	3	18	0	0	0	10	11	0	20	0	4	0	0	0	0	0	66	853
6:00 PM	1	25	0	0	0	8	11	0	10	0	0	0	0	0	0	0	55	829
6:05 PM	2	18	0	0	0	8	9	0	21	0	2	0	0	0	0	0	60	823
6:10 PM	7	22	0	0	0	11	12	0	14	0	1	0	0	0	0	0	67	811
Peak 15-Min Flowrates	Northbound				Southbound				Eastbound				Westbound				Total	
	Left	Thru	Right	U	Left	Thru	Right	U	Left	Thru	Right	U	Left	Thru	Right	U		
All Vehicles	24	384	0	0	0	112	136	0	240	0	36	0	0	0	0	0	932	
Heavy Trucks	0	8	0	0	0	12	0	0	0	0	0	0	0	0	0	0	20	
Pedestrians		0				0					0						0	
Bicycles	0	0	0		0	0	0		0	0	0		0	0	0		0	
Railroad																	0	
Stopped Buses																	0	

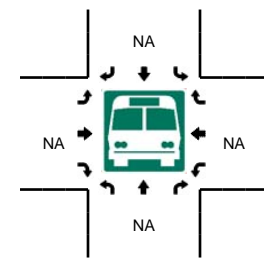
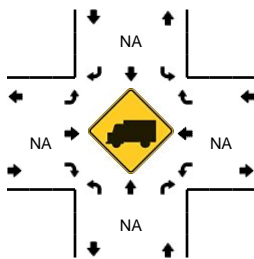
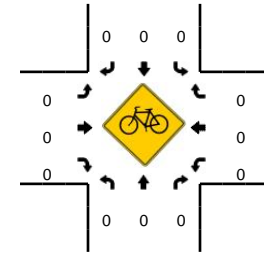

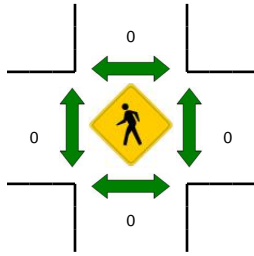
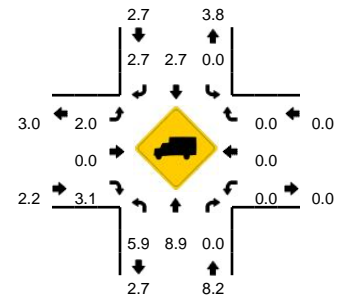
Comments:

LOCATION: N Shingle Rd -- Green Valley Rd
CITY/STATE: Shingle Springs, CA

QC JOB #: 12004717
DATE: Tue, May 06 2014



Peak-Hour: 7:30 AM -- 8:30 AM
Peak 15-Min: 7:40 AM -- 7:55 AM



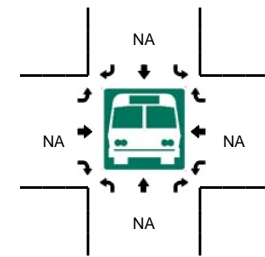
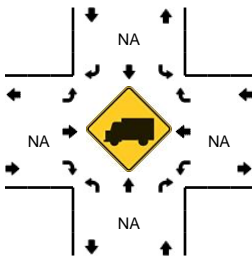
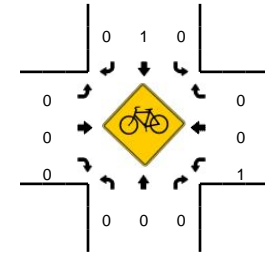

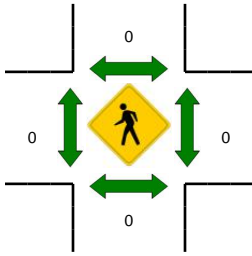
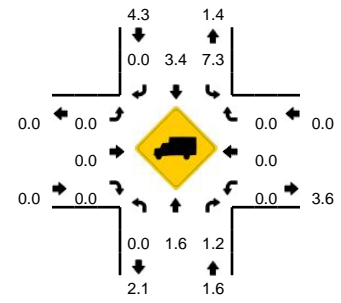
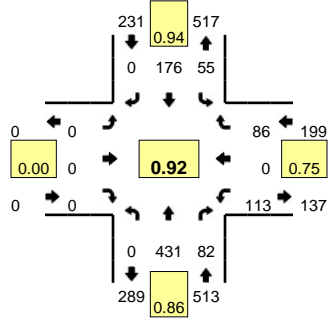
5-Min Count Period Beginning At	N Shingle Rd (Northbound)				N Shingle Rd (Southbound)				Green Valley Rd (Eastbound)				Green Valley Rd (Westbound)				Total	Hourly Totals
	Left	Thru	Right	U	Left	Thru	Right	U	Left	Thru	Right	U	Left	Thru	Right	U		
7:00 AM	0	9	0	0	0	23	13	0	6	0	2	0	0	0	0	0	53	
7:05 AM	2	6	0	0	0	28	14	0	10	0	2	0	0	0	0	0	62	
7:10 AM	2	2	0	0	0	19	11	0	10	0	2	0	0	0	0	0	46	
7:15 AM	1	2	0	0	0	33	19	0	7	0	3	0	0	0	0	0	65	
7:20 AM	0	7	0	0	0	24	7	0	11	0	2	0	0	0	0	0	51	
7:25 AM	3	3	0	0	0	18	16	0	8	0	0	0	0	0	0	0	48	602
7:30 AM	0	6	0	0	0	22	10	0	14	0	3	0	0	0	0	0	55	623
7:35 AM	4	2	0	0	0	29	15	0	19	0	1	0	0	0	0	0	70	648
7:40 AM	1	2	0	0	0	23	16	0	15	0	4	0	0	0	0	0	61	661
7:45 AM	1	5	0	0	0	27	21	0	17	0	3	0	0	0	0	0	74	687
7:50 AM	0	6	0	0	0	34	19	0	12	0	4	0	0	0	0	0	75	710
7:55 AM	1	4	0	0	0	22	14	0	11	0	2	0	0	0	0	0	54	714
8:00 AM	0	0	0	0	0	19	17	0	11	0	0	0	0	0	0	0	47	708
8:05 AM	1	9	0	0	0	38	17	0	13	0	2	0	0	0	0	0	80	726
8:10 AM	3	7	0	0	0	23	15	0	7	0	4	0	0	0	0	0	59	739
8:15 AM	3	5	0	0	0	25	14	0	12	0	4	0	0	0	0	0	63	737
8:20 AM	3	6	0	0	0	19	15	0	10	0	2	0	0	0	0	0	55	741
8:25 AM	0	4	0	0	0	20	11	0	11	0	3	0	0	0	0	0	49	742
8:30 AM	5	6	0	0	0	16	9	0	13	0	2	0	0	0	0	0	51	738
8:35 AM	4	10	0	0	0	20	17	0	13	0	5	0	0	0	0	0	69	737
8:40 AM	0	6	0	0	0	22	9	0	8	0	3	0	0	0	0	0	48	724
8:45 AM	1	9	0	0	0	24	15	0	22	0	4	0	0	0	0	0	75	725
8:50 AM	0	8	0	0	0	21	11	0	14	0	8	0	0	0	0	0	62	712
8:55 AM	1	6	0	0	0	22	6	0	11	0	3	0	0	0	0	0	49	707
Peak 15-Min Flowrates	Northbound				Southbound				Eastbound				Westbound				Total	
	Left	Thru	Right	U	Left	Thru	Right	U	Left	Thru	Right	U	Left	Thru	Right	U		
All Vehicles	8	52	0	0	0	336	224	0	176	0	44	0	0	0	0	0	840	
Heavy Trucks	0	4	0	0	0	8	12	0	0	0	0	0	0	0	0	0	24	
Pedestrians		0				0				0				0			0	
Bicycles	0	0	0		0	0	0		0	0	0		0	0	0		0	
Railroad																		
Stopped Buses																		

Comments:

LOCATION: Lotus Rd -- Green Valley Rd
CITY/STATE: Placerville, CA

QC JOB #: 12004720
DATE: Tue, May 06 2014

Peak-Hour: 4:45 PM -- 5:45 PM
Peak 15-Min: 5:05 PM -- 5:20 PM

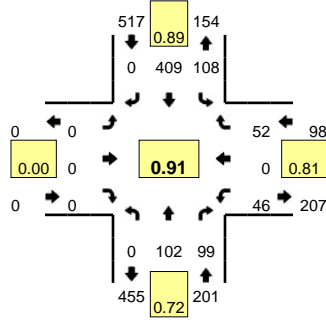


5-Min Count Period Beginning At	Lotus Rd (Northbound)				Lotus Rd (Southbound)				Green Valley Rd (Eastbound)				Green Valley Rd (Westbound)				Total	Hourly Totals
	Left	Thru	Right	U	Left	Thru	Right	U	Left	Thru	Right	U	Left	Thru	Right	U		
4:15 PM	0	26	2	0	5	15	0	0	0	0	0	0	8	0	11	0	67	
4:20 PM	0	23	9	0	7	10	0	0	0	0	0	0	6	0	5	0	60	
4:25 PM	0	28	4	0	3	17	0	0	0	0	0	0	7	0	6	0	65	715
4:30 PM	0	35	14	0	5	21	0	0	0	0	0	0	8	0	7	0	90	754
4:35 PM	0	13	4	0	3	8	0	0	0	0	0	0	8	0	7	0	43	730
4:40 PM	0	26	13	0	9	15	0	0	0	0	0	0	2	0	7	0	72	751
4:45 PM	0	32	10	0	4	14	0	0	0	0	0	0	14	0	5	0	79	785
4:50 PM	0	35	3	0	6	16	0	0	0	0	0	0	9	0	2	0	71	793
4:55 PM	0	33	4	0	5	12	0	0	0	0	0	0	13	0	5	0	72	795
5:00 PM	0	43	7	0	7	15	0	0	0	0	0	0	1	0	7	0	80	802
5:05 PM	0	37	8	0	4	16	0	0	0	0	0	0	12	0	10	0	87	842
5:10 PM	0	42	5	0	4	13	0	0	0	0	0	0	10	0	9	0	83	869
5:15 PM	0	27	5	0	5	22	0	0	0	0	0	0	18	0	8	0	85	887
5:20 PM	0	32	9	0	7	10	0	0	0	0	0	0	7	0	7	0	72	899
5:25 PM	0	22	10	0	2	15	0	0	0	0	0	0	9	0	6	0	64	898
5:30 PM	0	42	5	0	3	13	0	0	0	0	0	0	9	0	8	0	80	888
5:35 PM	0	42	9	0	3	6	0	0	0	0	0	0	7	0	8	0	75	920
5:40 PM	0	44	7	0	5	24	0	0	0	0	0	0	4	0	11	0	95	943
5:45 PM	0	30	4	0	6	15	0	0	0	0	0	0	6	0	10	0	71	935
5:50 PM	0	25	7	0	4	10	0	0	0	0	0	0	7	0	9	0	62	926
5:55 PM	0	27	3	0	3	13	0	0	0	0	0	0	8	0	7	0	61	915
6:00 PM	0	33	7	0	2	12	0	0	0	0	0	0	7	0	4	0	65	900
6:05 PM	0	21	6	0	8	11	0	0	0	0	0	0	6	0	5	0	57	870
6:10 PM	0	29	9	0	1	8	0	0	0	0	0	0	8	0	4	0	59	846
Peak 15-Min Flowrates	Northbound				Southbound				Eastbound				Westbound				Total	
	Left	Thru	Right	U	Left	Thru	Right	U	Left	Thru	Right	U	Left	Thru	Right	U		
All Vehicles	0	424	72	0	52	204	0	0	0	0	0	0	160	0	108	0	1020	
Heavy Trucks	0	12	0	0	0	12	0	0	0	0	0	0	0	0	0	0	24	
Pedestrians	0	0	0	0	0	0	0	0	0	0	0	0	0	0	0	0	0	
Bicycles	0	0	0	0	0	1	0	0	0	0	0	0	0	0	0	0	1	
Railroad																		
Stopped Buses																		

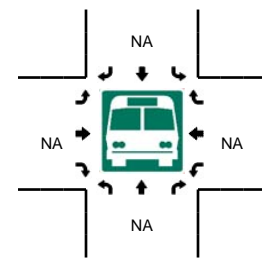
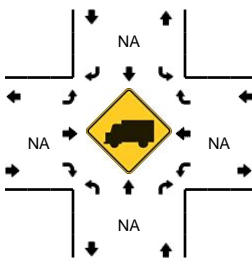
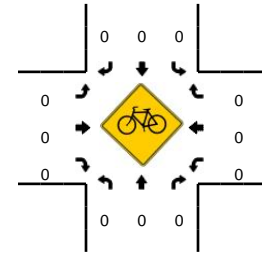

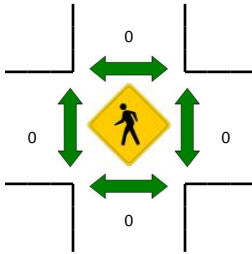
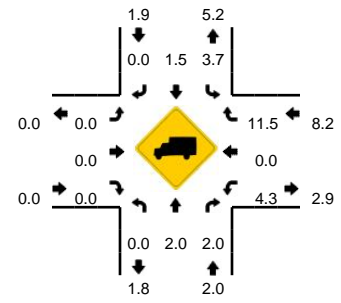
Comments:

LOCATION: Lotus Rd -- Green Valley Rd
CITY/STATE: Placerville, CA

QC JOB #: 12004719
DATE: Tue, May 06 2014



Peak-Hour: 7:15 AM -- 8:15 AM
Peak 15-Min: 7:40 AM -- 7:55 AM



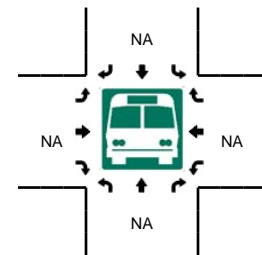

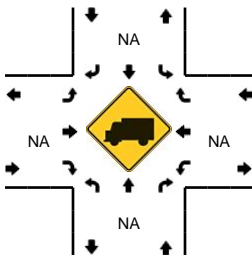
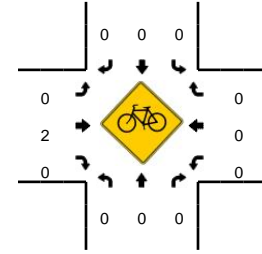
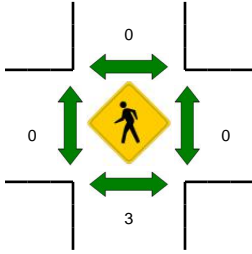
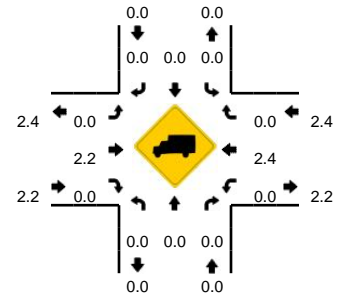
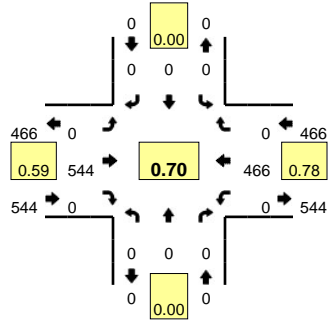
5-Min Count Period Beginning At	Lotus Rd (Northbound)				Lotus Rd (Southbound)				Green Valley Rd (Eastbound)				Green Valley Rd (Westbound)				Total	Hourly Totals
	Left	Thru	Right	U	Left	Thru	Right	U	Left	Thru	Right	U	Left	Thru	Right	U		
6:45 AM	0	5	1	0	8	27	0	0	0	0	0	0	4	0	2	0	47	
6:50 AM	0	1	3	0	9	37	0	0	0	0	0	0	4	0	3	0	57	
6:55 AM	0	3	2	0	5	27	0	0	0	0	0	0	4	0	4	0	45	
7:00 AM	0	10	3	0	7	30	0	0	0	0	0	0	4	0	0	0	54	
7:05 AM	0	11	8	0	5	37	0	0	0	0	0	0	4	0	1	0	66	
7:10 AM	0	8	4	0	6	24	0	0	0	0	0	0	2	0	4	0	48	
7:15 AM	0	4	9	0	6	43	0	0	0	0	0	0	8	0	9	0	79	
7:20 AM	0	8	11	0	4	25	0	0	0	0	0	0	2	0	3	0	53	
7:25 AM	0	7	4	0	11	26	0	0	0	0	0	0	6	0	2	0	56	635
7:30 AM	0	8	6	0	7	30	0	0	0	0	0	0	4	0	4	0	59	659
7:35 AM	0	13	9	0	7	35	0	0	0	0	0	0	0	0	2	0	66	684
7:40 AM	0	9	12	0	9	29	0	0	0	0	0	0	7	0	8	0	74	704
7:45 AM	0	11	9	0	11	40	0	0	0	0	0	0	4	0	2	0	77	734
7:50 AM	0	11	5	0	12	35	0	0	0	0	0	0	5	0	6	0	74	751
7:55 AM	0	10	10	0	10	32	0	0	0	0	0	0	2	0	5	0	69	775
8:00 AM	0	3	10	0	12	34	0	0	0	0	0	0	1	0	5	0	65	786
8:05 AM	0	9	8	0	9	49	0	0	0	0	0	0	4	0	3	0	82	802
8:10 AM	0	9	6	0	10	31	0	0	0	0	0	0	3	0	3	0	62	816
8:15 AM	0	9	11	0	7	32	0	0	0	0	0	0	3	0	5	0	67	804
8:20 AM	0	7	7	0	7	27	0	0	0	0	0	0	7	0	6	0	61	812
8:25 AM	0	7	8	0	10	24	0	0	0	0	0	0	2	0	2	0	53	809
8:30 AM	0	9	9	0	13	21	0	0	0	0	0	0	5	0	3	0	60	810
8:35 AM	0	5	11	0	4	25	0	0	0	0	0	0	7	0	6	0	58	802
8:40 AM	0	13	10	0	8	27	0	0	0	0	0	0	3	0	5	0	66	794
Peak 15-Min Flowrates	Northbound				Southbound				Eastbound				Westbound				Total	
	Left	Thru	Right	U	Left	Thru	Right	U	Left	Thru	Right	U	Left	Thru	Right	U		
All Vehicles	0	124	104	0	128	416	0	0	0	0	0	0	64	0	64	0	900	
Heavy Trucks	0	4	0	0	8	8	0	0	0	0	0	0	8	0	8	0	36	
Pedestrians	0	0	0	0	0	0	0	0	0	0	0	0	0	0	0	0	0	
Bicycles	0	0	0	0	0	0	0	0	0	0	0	0	0	0	0	0	0	
Railroad																		
Stopped Buses																		

Comments:

LOCATION: Pleasant Grove Access East (Stop) -- Green Valley Rd
CITY/STATE: Rescue, CA

QC JOB #: 12004745
DATE: Tue, May 06 2014

Peak-Hour: 1:35 PM -- 2:35 PM
Peak 15-Min: 2:05 PM -- 2:20 PM



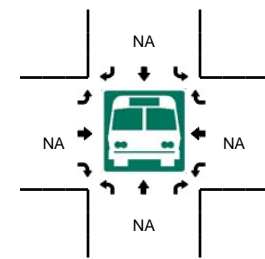
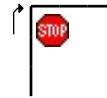
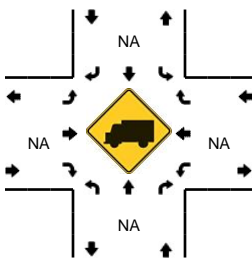
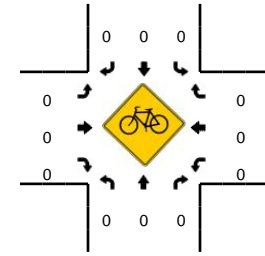
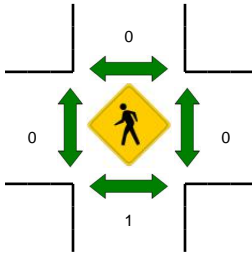
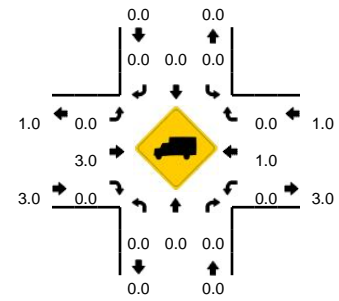
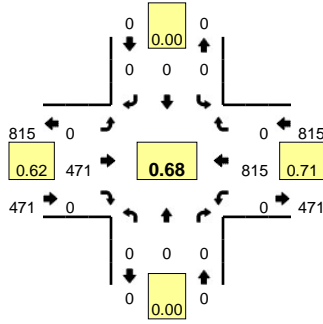
5-Min Count Period Beginning At	Pleasant Grove Access East (Stop) (Northbound)				Pleasant Grove Access East (Stop) (Southbound)				Green Valley Rd (Eastbound)				Green Valley Rd (Westbound)				Total	Hourly Totals
	Left	Thru	Right	U	Left	Thru	Right	U	Left	Thru	Right	U	Left	Thru	Right	U		
1:30 PM	0	0	0	0	0	0	0	0	0	30	0	0	0	24	0	0	54	
1:35 PM	0	0	0	0	0	0	0	0	0	33	0	0	0	34	0	0	67	
1:40 PM	0	0	0	0	0	0	0	0	0	30	0	0	0	41	0	0	71	
1:45 PM	0	0	0	0	0	0	0	0	0	29	0	0	0	38	0	0	67	
1:50 PM	0	0	0	0	0	0	0	0	0	25	0	0	0	37	0	0	62	
1:55 PM	0	0	0	0	0	0	0	0	0	31	0	0	0	36	0	0	67	
2:00 PM	0	0	0	0	0	0	0	0	0	28	0	0	0	63	0	0	91	
2:05 PM	0	0	0	0	0	0	0	0	0	45	0	0	0	50	0	0	95	
2:10 PM	0	0	0	0	0	0	0	0	0	100	0	0	0	29	0	0	129	
2:15 PM	0	0	0	0	0	0	0	0	0	88	0	0	0	47	0	0	135	
2:20 PM	0	0	0	0	0	0	0	0	0	52	0	0	0	34	0	0	86	
2:25 PM	0	0	0	0	0	0	0	0	0	39	0	0	0	28	0	0	67	991
2:30 PM	0	0	0	0	0	0	0	0	0	44	0	0	0	29	0	0	73	1010
2:35 PM	0	0	0	0	0	0	0	0	0	27	0	0	0	29	0	0	56	999
2:40 PM	0	0	0	0	0	0	0	0	0	32	0	0	0	24	0	0	56	984
2:45 PM	0	0	0	0	0	0	0	0	0	35	0	0	0	33	0	0	68	985
2:50 PM	0	0	0	0	0	0	0	0	0	27	0	0	0	22	0	0	49	972
2:55 PM	0	0	0	0	0	0	0	0	0	37	0	0	0	31	0	0	68	973
3:00 PM	0	0	0	0	0	0	0	0	0	39	0	0	0	21	0	0	60	942
3:05 PM	0	0	0	0	0	0	0	0	0	38	0	0	0	24	0	0	62	909
3:10 PM	0	0	0	0	0	0	0	0	0	50	0	0	0	23	0	0	73	853
3:15 PM	0	0	0	0	0	0	0	0	0	48	0	0	0	32	0	0	80	798
3:20 PM	0	0	0	0	0	0	0	0	0	62	0	0	0	25	0	0	87	799
3:25 PM	0	0	0	0	0	0	0	0	0	53	0	0	0	36	0	0	89	821
Peak 15-Min Flowrates	Northbound				Southbound				Eastbound				Westbound				Total	
	Left	Thru	Right	U	Left	Thru	Right	U	Left	Thru	Right	U	Left	Thru	Right	U		
All Vehicles	0	0	0	0	0	0	0	0	0	932	0	0	0	504	0	0	1436	
Heavy Trucks	0	0	0	0	0	0	0	0	0	16	0	0	0	4	0	0	20	
Pedestrians	0	0	0	0	0	0	0	0	0	0	0	0	0	0	0	0	0	
Bicycles	0	0	0	0	0	0	0	0	0	1	0	0	0	0	0	0	1	
Railroad																		
Stopped Buses																		

Comments:

LOCATION: Pleasant Grove Access East (Stop) -- Green Valley Rd
CITY/STATE: Rescue, CA

QC JOB #: 12004744
DATE: Tue, May 06 2014

Peak-Hour: 7:00 AM -- 8:00 AM
Peak 15-Min: 7:25 AM -- 7:40 AM



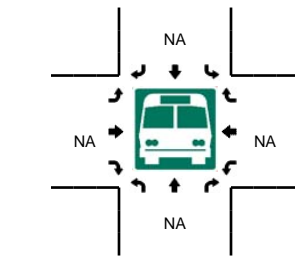
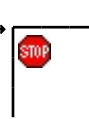
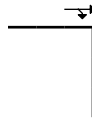
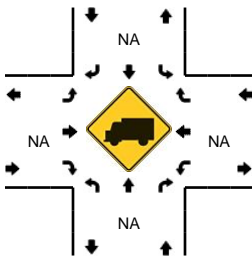
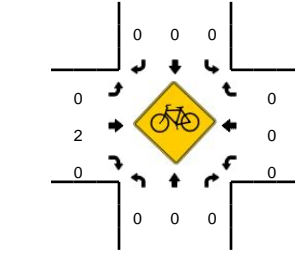
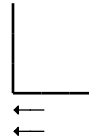
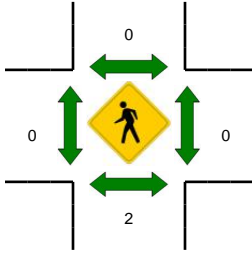
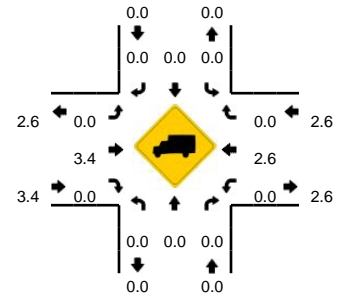
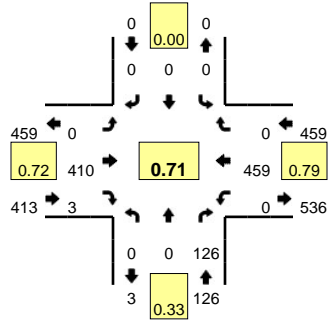
5-Min Count Period Beginning At	Pleasant Grove Access East (Stop) (Northbound)				Pleasant Grove Access East (Stop) (Southbound)				Green Valley Rd (Eastbound)				Green Valley Rd (Westbound)				Total	Hourly Totals
	Left	Thru	Right	U	Left	Thru	Right	U	Left	Thru	Right	U	Left	Thru	Right	U		
6:30 AM	0	0	0	0	0	0	0	0	0	9	0	0	0	30	0	0	39	
6:35 AM	0	0	0	0	0	0	0	0	0	3	0	0	0	27	0	0	30	
6:40 AM	0	0	0	0	0	0	0	0	0	9	0	0	0	40	0	0	49	
6:45 AM	0	0	0	0	0	0	0	0	0	7	0	0	0	38	0	0	45	
6:50 AM	0	0	0	0	0	0	0	0	0	15	0	0	0	40	0	0	55	
6:55 AM	0	0	0	0	0	0	0	0	0	15	0	0	0	42	0	0	57	
7:00 AM	0	0	0	0	0	0	0	0	0	10	0	0	0	46	0	0	56	
7:05 AM	0	0	0	0	0	0	0	0	0	11	0	0	0	52	0	0	63	
7:10 AM	0	0	0	0	0	0	0	0	0	12	0	0	0	65	0	0	77	
7:15 AM	0	0	0	0	0	0	0	0	0	30	0	0	0	66	0	0	96	
7:20 AM	0	0	0	0	0	0	0	0	0	40	0	0	0	76	0	0	116	
7:25 AM	0	0	0	0	0	0	0	0	0	58	0	0	0	113	0	0	171	854
7:30 AM	0	0	0	0	0	0	0	0	0	55	0	0	0	74	0	0	129	944
7:35 AM	0	0	0	0	0	0	0	0	0	70	0	0	0	101	0	0	171	1085
7:40 AM	0	0	0	0	0	0	0	0	0	81	0	0	0	80	0	0	161	1197
7:45 AM	0	0	0	0	0	0	0	0	0	49	0	0	0	49	0	0	98	1250
7:50 AM	0	0	0	0	0	0	0	0	0	31	0	0	0	51	0	0	82	1277
7:55 AM	0	0	0	0	0	0	0	0	0	24	0	0	0	42	0	0	66	1286
8:00 AM	0	0	0	0	0	0	0	0	0	19	0	0	0	36	0	0	55	1285
8:05 AM	0	0	0	0	0	0	0	0	0	27	0	0	0	37	0	0	64	1286
8:10 AM	0	0	0	0	0	0	0	0	0	26	0	0	0	39	0	0	65	1274
8:15 AM	0	0	0	0	0	0	0	0	0	32	0	0	0	37	0	0	69	1247
8:20 AM	0	0	0	0	0	0	0	0	0	28	0	0	0	35	0	0	63	1194
8:25 AM	0	0	0	0	0	0	0	0	0	21	0	0	0	43	0	0	64	1087
Peak 15-Min Flowrates	Northbound				Southbound				Eastbound				Westbound				Total	
	Left	Thru	Right	U	Left	Thru	Right	U	Left	Thru	Right	U	Left	Thru	Right	U		
All Vehicles	0	0	0	0	0	0	0	0	0	732	0	0	0	1152	0	0	1884	
Heavy Trucks	0	0	0	0	0	0	0	0	0	20	0	0	0	24	0	0	44	
Pedestrians	0	0	0	0	0	0	0	0	0	0	0	0	0	0	0	0	0	
Bicycles	0	0	0	0	0	0	0	0	0	0	0	0	0	0	0	0	0	
Railroad																		
Stopped Buses																		

Comments:

LOCATION: Pleasant Grove Access West (Stop) -- Green Valley Rd
CITY/STATE: Rescue, CA

QC JOB #: 12004762
DATE: Tue, May 06 2014

Peak-Hour: 1:35 PM -- 2:35 PM
Peak 15-Min: 2:05 PM -- 2:20 PM



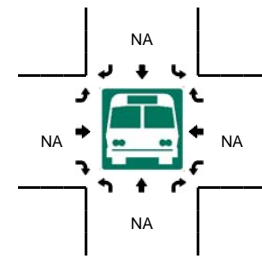
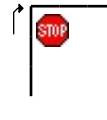
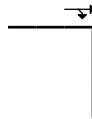
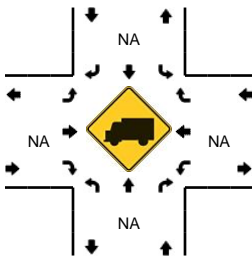
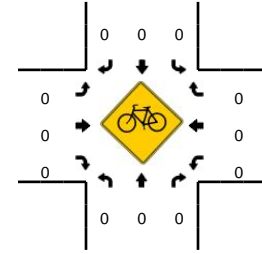
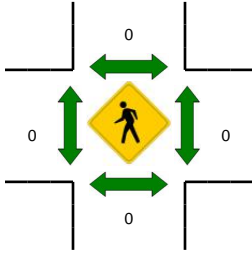
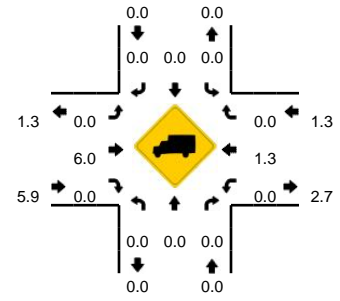
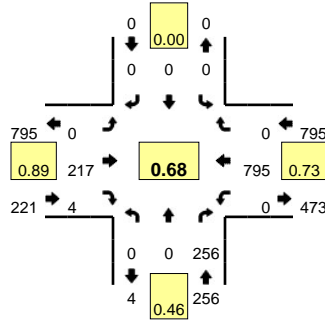
5-Min Count Period Beginning At	Pleasant Grove Access West (Northbound)				Pleasant Grove Access West (Southbound)				Green Valley Rd (Eastbound)				Green Valley Rd (Westbound)				Total	Hourly Totals
	Left	Thru	Right	U	Left	Thru	Right	U	Left	Thru	Right	U	Left	Thru	Right	U		
1:30 PM	0	0	1	0	0	0	0	0	0	26	0	0	0	27	0	0	54	
1:35 PM	0	0	1	0	0	0	0	0	0	34	0	0	0	28	0	0	63	
1:40 PM	0	0	2	0	0	0	0	0	0	25	0	0	0	40	0	0	67	
1:45 PM	0	0	1	0	0	0	0	0	0	30	0	0	0	40	0	0	71	
1:50 PM	0	0	0	0	0	0	0	0	0	25	0	0	0	36	0	0	61	
1:55 PM	0	0	1	0	0	0	0	0	0	27	1	0	0	39	0	0	68	
2:00 PM	0	0	2	0	0	0	0	0	0	29	1	0	0	56	0	0	88	
2:05 PM	0	0	9	0	0	0	0	0	0	32	0	0	0	52	0	0	93	
2:10 PM	0	0	38	0	0	0	0	0	0	57	1	0	0	32	0	0	128	
2:15 PM	0	0	40	0	0	0	0	0	0	49	0	0	0	42	0	0	131	
2:20 PM	0	0	18	0	0	0	0	0	0	37	0	0	0	35	0	0	90	
2:25 PM	0	0	8	0	0	0	0	0	0	32	0	0	0	26	0	0	66	980
2:30 PM	0	0	6	0	0	0	0	0	0	33	0	0	0	33	0	0	72	998
2:35 PM	0	0	0	0	0	0	0	0	0	26	0	0	0	33	0	0	59	994
2:40 PM	0	0	2	0	0	0	0	0	0	35	0	0	0	23	0	0	60	987
2:45 PM	0	0	2	0	0	0	0	0	0	33	0	0	0	29	0	0	64	980
2:50 PM	0	0	2	0	0	0	0	0	0	28	0	0	0	30	0	0	60	979
2:55 PM	0	0	1	0	0	0	0	0	0	31	0	0	0	27	0	0	59	970
3:00 PM	0	0	0	0	0	0	0	0	0	42	0	0	0	18	0	0	60	942
3:05 PM	0	0	0	0	0	0	0	0	0	41	0	0	0	26	0	0	67	916
3:10 PM	0	0	0	0	0	0	0	0	0	41	0	0	0	26	0	0	67	855
3:15 PM	0	0	1	0	0	0	0	0	0	52	0	0	0	32	0	0	85	809
3:20 PM	0	0	2	0	0	0	0	0	0	54	0	0	0	25	0	0	81	800
3:25 PM	0	0	2	0	0	0	0	0	0	60	0	0	0	35	0	0	97	831
Peak 15-Min Flowrates	Northbound				Southbound				Eastbound				Westbound				Total	
	Left	Thru	Right	U	Left	Thru	Right	U	Left	Thru	Right	U	Left	Thru	Right	U		
All Vehicles	0	0	348	0	0	0	0	0	0	552	4	0	0	504	0	0	1408	
Heavy Trucks	0	0	0	0	0	0	0	0	0	20	0	0	0	4	0	0	24	
Pedestrians	0	0	0	0	0	0	0	0	0	0	0	0	0	0	0	0	0	
Bicycles	0	0	0	0	0	0	0	0	0	1	0	0	0	0	0	0	1	
Railroad																		
Stopped Buses																		

Comments:

LOCATION: Pleasant Grove Access West (Stop) -- Green Valley Rd
CITY/STATE: Rescue, CA

QC JOB #: 12004761
DATE: Tue, May 06 2014

Peak-Hour: 7:00 AM -- 8:00 AM
Peak 15-Min: 7:30 AM -- 7:45 AM

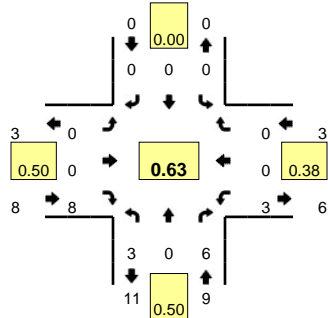


5-Min Count Period Beginning At	Pleasant Grove Access West (Northbound)				Pleasant Grove Access West (Stop)				Green Valley Rd (Eastbound)				Green Valley Rd (Westbound)				Total	Hourly Totals
	Left	Thru	Right	U	Left	Thru	Right	U	Left	Thru	Right	U	Left	Thru	Right	U		
6:30 AM	0	0	0	0	0	0	0	0	0	10	0	0	0	31	0	0	41	
6:35 AM	0	0	0	0	0	0	0	0	0	4	0	0	0	27	0	0	31	
6:40 AM	0	0	0	0	0	0	0	0	0	8	0	0	0	41	0	0	49	
6:45 AM	0	0	0	0	0	0	0	0	0	7	0	0	0	35	0	0	42	
6:50 AM	0	0	0	0	0	0	0	0	0	14	0	0	0	43	0	0	57	
6:55 AM	0	0	1	0	0	0	0	0	0	13	0	0	0	41	0	0	55	
7:00 AM	0	0	0	0	0	0	0	0	0	13	0	0	0	48	0	0	61	
7:05 AM	0	0	1	0	0	0	0	0	0	10	2	0	0	48	0	0	61	
7:10 AM	0	0	3	0	0	0	0	0	0	6	0	0	0	61	0	0	70	
7:15 AM	0	0	13	0	0	0	0	0	0	18	0	0	0	55	0	0	86	
7:20 AM	0	0	26	0	0	0	0	0	0	10	0	0	0	75	0	0	111	
7:25 AM	0	0	43	0	0	0	0	0	0	16	0	0	0	111	0	0	170	834
7:30 AM	0	0	43	0	0	0	0	0	0	14	1	0	0	73	0	0	131	924
7:35 AM	0	0	46	0	0	0	0	0	0	23	1	0	0	87	0	0	157	1050
7:40 AM	0	0	52	0	0	0	0	0	0	32	0	0	0	95	0	0	179	1180
7:45 AM	0	0	19	0	0	0	0	0	0	31	0	0	0	47	0	0	97	1235
7:50 AM	0	0	6	0	0	0	0	0	0	24	0	0	0	51	0	0	81	1259
7:55 AM	0	0	4	0	0	0	0	0	0	20	0	0	0	44	0	0	68	1272
8:00 AM	0	0	1	0	0	0	0	0	0	18	0	0	0	36	0	0	55	1266
8:05 AM	0	0	0	0	0	0	0	0	0	28	0	0	0	36	0	0	64	1269
8:10 AM	0	0	0	0	0	0	0	0	0	25	0	0	0	43	0	0	68	1267
8:15 AM	0	0	1	0	0	0	0	0	0	28	0	0	0	35	0	0	64	1245
8:20 AM	0	0	0	0	0	0	0	0	0	32	0	0	0	34	0	0	66	1200
8:25 AM	0	0	0	0	0	0	0	0	0	18	0	0	0	47	0	0	65	1095
Peak 15-Min Flowrates	Northbound				Southbound				Eastbound				Westbound				Total	
	Left	Thru	Right	U	Left	Thru	Right	U	Left	Thru	Right	U	Left	Thru	Right	U		
All Vehicles	0	0	564	0	0	0	0	0	0	276	8	0	0	1020	0	0	1868	
Heavy Trucks	0	0	0	0	0	0	0	0	0	20	0	0	0	16	0	0	36	
Pedestrians	0	0	0	0	0	0	0	0	0	0	0	0	0	0	0	0	0	
Bicycles	0	0	0	0	0	0	0	0	0	0	0	0	0	0	0	0	0	
Railroad																		
Stopped Buses																		

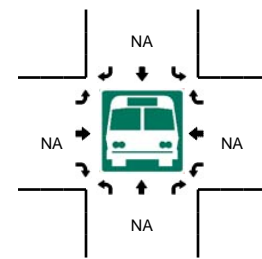
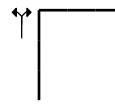
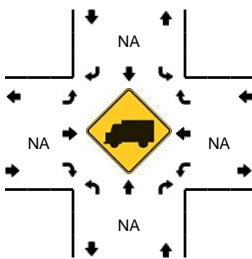
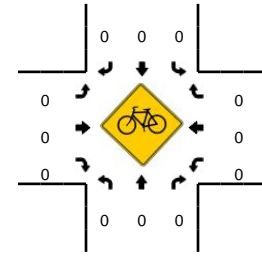
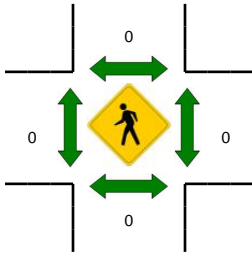
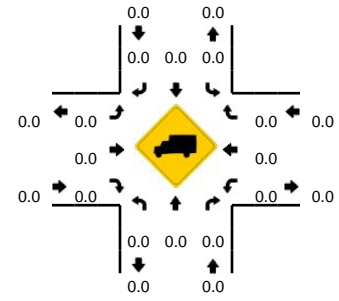
Comments:

LOCATION: Amy's Lane -- Green Valley Rd
CITY/STATE: El Dorado Hills, CA

QC JOB #: 12004747
DATE: Tue, May 06 2014



Peak-Hour: 4:40 PM -- 5:40 PM
Peak 15-Min: 4:55 PM -- 5:10 PM

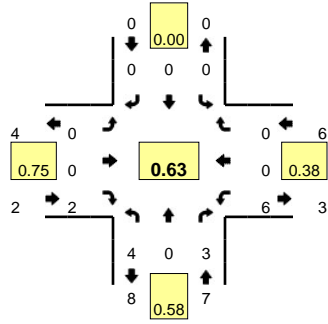


5-Min Count Period Beginning At	Amy's Lane (Northbound)				Amy's Lane (Southbound)				Green Valley Rd (Eastbound)				Green Valley Rd (Westbound)				Total	Hourly Totals
	Left	Thru	Right	U	Left	Thru	Right	U	Left	Thru	Right	U	Left	Thru	Right	U		
4:10 PM	0	0	0	0	0	0	0	0	0	0	0	0	0	0	0	0	0	
4:15 PM	0	0	0	0	0	0	0	0	0	0	0	0	0	0	0	0	0	
4:20 PM	0	0	1	0	0	0	0	0	0	0	0	0	0	0	0	0	1	
4:25 PM	1	0	0	0	0	0	0	0	0	0	0	0	0	0	0	0	1	
4:30 PM	0	0	0	0	0	0	0	0	0	0	0	0	0	0	0	0	0	
4:35 PM	0	0	0	0	0	0	0	0	0	0	0	0	0	0	0	0	0	
4:40 PM	1	0	0	0	0	0	0	0	0	0	1	0	0	0	0	0	2	
4:45 PM	0	0	0	0	0	0	0	0	0	0	0	0	0	0	0	0	0	
4:50 PM	0	0	1	0	0	0	0	0	0	0	1	0	0	0	0	0	2	
4:55 PM	1	0	0	0	0	0	0	0	0	0	2	0	1	0	0	0	4	
5:00 PM	0	0	0	0	0	0	0	0	0	0	1	0	0	0	0	0	1	
5:05 PM	1	0	2	0	0	0	0	0	0	0	0	0	0	0	0	0	3	
5:10 PM	0	0	0	0	0	0	0	0	0	0	0	0	0	0	0	0	0	
5:15 PM	0	0	2	0	0	0	0	0	0	0	1	0	1	0	0	0	4	
5:20 PM	0	0	0	0	0	0	0	0	0	0	1	0	0	0	0	0	1	
5:25 PM	0	0	0	0	0	0	0	0	0	0	0	0	1	0	0	0	1	
5:30 PM	0	0	1	0	0	0	0	0	0	0	0	0	0	0	0	0	1	
5:35 PM	0	0	0	0	0	0	0	0	0	0	1	0	0	0	0	0	1	
5:40 PM	0	0	0	0	0	0	0	0	0	0	0	0	0	0	0	0	0	
5:45 PM	0	0	0	0	0	0	0	0	0	0	0	0	0	0	0	0	0	
5:50 PM	0	0	0	0	0	0	0	0	0	0	0	0	0	0	0	0	0	
5:55 PM	0	0	0	0	0	0	0	0	0	0	0	0	0	0	0	0	0	
6:00 PM	0	0	0	0	0	0	0	0	0	0	0	0	0	0	0	0	0	
6:05 PM	1	0	0	0	0	0	0	0	0	0	0	0	0	0	0	1	1	
Peak 15-Min Flowrates	Northbound				Southbound				Eastbound				Westbound				Total	
	Left	Thru	Right	U	Left	Thru	Right	U	Left	Thru	Right	U	Left	Thru	Right	U		
All Vehicles	8	0	8	0	0	0	0	0	0	0	12	0	4	0	0	0	32	
Heavy Trucks	0	0	0	0	0	0	0	0	0	0	0	0	0	0	0	0	0	
Pedestrians	0	0	0	0	0	0	0	0	0	0	0	0	0	0	0	0	0	
Bicycles	0	0	0	0	0	0	0	0	0	0	0	0	0	0	0	0	0	
Railroad																		
Stopped Buses																		

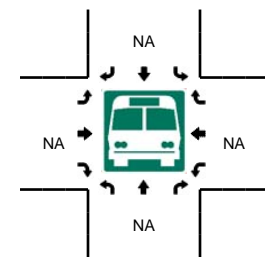
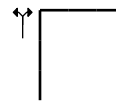
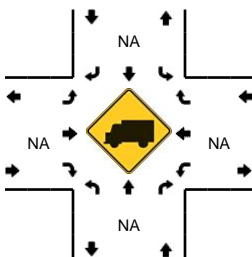
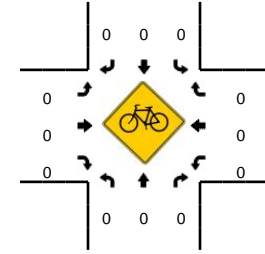
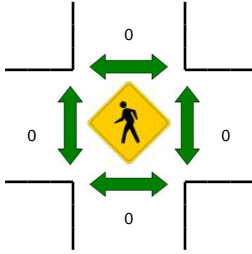
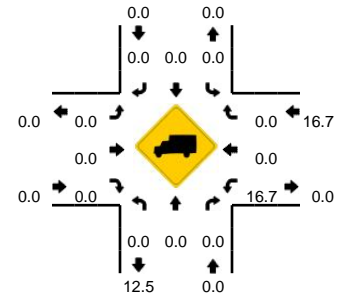
Comments: ins and outs only

LOCATION: Amy's Lane -- Green Valley Rd
CITY/STATE: El Dorado Hills, CA

QC JOB #: 12004746
DATE: Tue, May 06 2014



Peak-Hour: 8:30 AM -- 9:30 AM
Peak 15-Min: 8:45 AM -- 9:00 AM



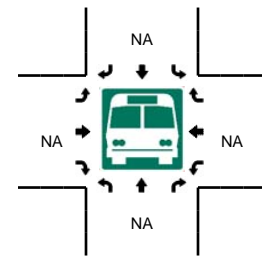
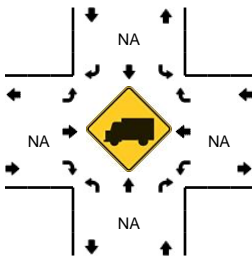
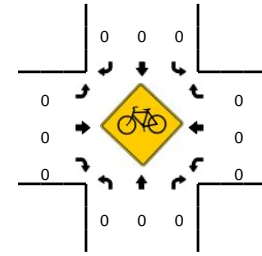
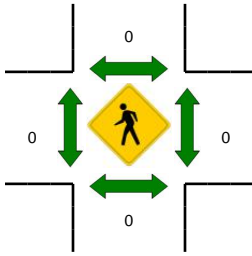
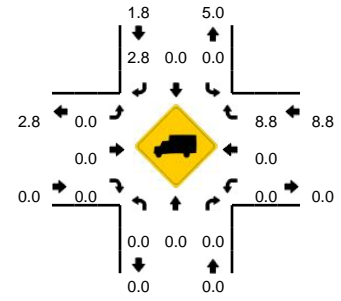
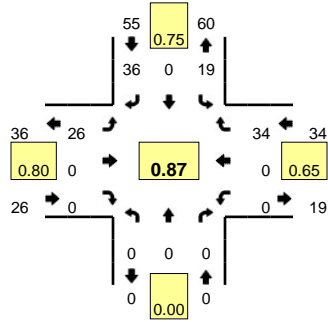
5-Min Count Period Beginning At	Amy's Lane (Northbound)				Amy's Lane (Southbound)				Green Valley Rd (Eastbound)				Green Valley Rd (Westbound)				Total	Hourly Totals
	Left	Thru	Right	U	Left	Thru	Right	U	Left	Thru	Right	U	Left	Thru	Right	U		
7:30 AM	0	0	0	0	0	0	0	0	0	0	0	0	0	0	0	0	0	2
7:35 AM	0	0	0	0	0	0	0	0	0	0	0	0	0	0	0	0	0	2
7:40 AM	0	0	0	0	0	0	0	0	0	0	0	0	0	0	0	0	0	2
7:45 AM	0	0	0	0	0	0	0	0	0	0	0	0	0	0	0	0	0	2
7:50 AM	0	0	0	0	0	0	0	0	0	0	0	0	0	0	0	0	0	2
7:55 AM	0	0	0	0	0	0	0	0	0	0	0	0	0	0	0	0	0	2
8:00 AM	0	0	0	0	0	0	0	0	0	0	0	0	0	0	0	0	0	2
8:05 AM	0	0	0	0	0	0	0	0	0	0	0	0	0	0	0	0	0	2
8:10 AM	1	0	0	0	0	0	0	0	0	0	0	0	0	0	0	0	1	3
8:15 AM	0	0	0	0	0	0	0	0	0	0	1	0	0	0	0	0	1	4
8:20 AM	0	0	0	0	0	0	0	0	0	0	0	0	1	0	0	0	1	5
8:25 AM	0	0	0	0	0	0	0	0	0	0	0	0	0	0	0	0	0	3
8:30 AM	0	0	1	0	0	0	0	0	0	0	0	0	3	0	0	0	4	7
8:35 AM	0	0	0	0	0	0	0	0	0	0	0	0	0	0	0	0	0	7
8:40 AM	0	0	0	0	0	0	0	0	0	0	0	0	0	0	0	0	0	7
8:45 AM	0	0	0	0	0	0	0	0	0	0	0	0	0	0	0	0	0	7
8:50 AM	1	0	0	0	0	0	0	0	0	0	1	0	1	0	0	0	3	10
8:55 AM	1	0	1	0	0	0	0	0	0	0	0	0	1	0	0	0	3	13
9:00 AM	0	0	0	0	0	0	0	0	0	0	0	0	0	0	0	0	0	13
9:05 AM	0	0	0	0	0	0	0	0	0	0	0	0	0	0	0	0	0	13
9:10 AM	0	0	0	0	0	0	0	0	0	0	1	0	0	0	0	0	1	13
9:15 AM	0	0	0	0	0	0	0	0	0	0	0	0	0	0	0	0	0	12
9:20 AM	1	0	1	0	0	0	0	0	0	0	0	0	0	0	0	0	2	13
9:25 AM	1	0	0	0	0	0	0	0	0	0	0	0	1	0	0	0	2	15
Peak 15-Min Flowrates	Northbound				Southbound				Eastbound				Westbound				Total	
	Left	Thru	Right	U	Left	Thru	Right	U	Left	Thru	Right	U	Left	Thru	Right	U		
All Vehicles	8	0	4	0	0	0	0	0	0	0	0	4	0	8	0	0	0	24
Heavy Trucks	0	0	0	0	0	0	0	0	0	0	0	0	4	0	0	0	4	
Pedestrians	0	0	0	0	0	0	0	0	0	0	0	0	0	0	0	0	0	
Bicycles	0	0	0	0	0	0	0	0	0	0	0	0	0	0	0	0	0	
Railroad	0	0	0	0	0	0	0	0	0	0	0	0	0	0	0	0	0	
Stopped Buses	0	0	0	0	0	0	0	0	0	0	0	0	0	0	0	0	0	

Comments: ins and outs only

LOCATION: Purple Place Western Dwy -- Green Valley Rd
CITY/STATE: El Dorado Hills, CA

QC JOB #: 12004751
DATE: Tue, May 06 2014

Peak-Hour: 3:30 PM -- 4:30 PM
Peak 15-Min: 4:15 PM -- 4:30 PM

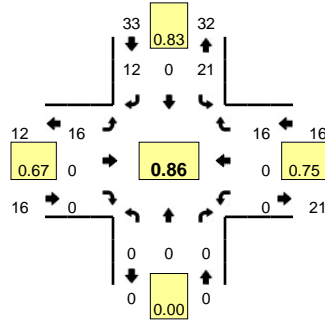


5-Min Count Period Beginning At	Purple Place Western Dwy (Northbound)				Purple Place Western Dwy (Southbound)				Green Valley Rd (Eastbound)				Green Valley Rd (Westbound)				Total	Hourly Totals
	Left	Thru	Right	U	Left	Thru	Right	U	Left	Thru	Right	U	Left	Thru	Right	U		
3:30 PM	0	0	0	0	4	0	3	0	3	0	0	0	0	0	2	0	12	
3:35 PM	0	0	0	0	0	0	6	0	2	0	0	0	0	0	3	0	11	
3:40 PM	0	0	0	0	2	0	2	0	2	0	0	0	0	0	2	0	8	
3:45 PM	0	0	0	0	2	0	2	0	0	0	0	0	0	0	4	0	8	
3:50 PM	0	0	0	0	2	0	5	0	2	0	0	0	0	0	2	0	11	
3:55 PM	0	0	0	0	1	0	3	0	3	0	0	0	0	0	3	0	10	
4:00 PM	0	0	0	0	1	0	4	0	3	0	0	0	0	0	1	0	9	
4:05 PM	0	0	0	0	1	0	1	0	0	0	0	0	0	0	0	0	2	
4:10 PM	0	0	0	0	0	0	2	0	5	0	0	0	0	0	4	0	11	
4:15 PM	0	0	0	0	3	0	4	0	2	0	0	0	0	0	0	0	9	
4:20 PM	0	0	0	0	2	0	1	0	2	0	0	0	0	0	5	0	10	
4:25 PM	0	0	0	0	1	0	3	0	2	0	0	0	0	0	8	0	14	115
4:30 PM	0	0	0	0	2	0	5	0	3	0	0	0	0	0	2	0	12	115
4:35 PM	0	0	0	0	2	0	4	0	4	0	0	0	0	0	1	0	11	115
4:40 PM	0	0	0	0	0	0	1	0	2	0	0	0	0	0	3	0	6	113
4:45 PM	0	0	0	0	1	0	4	0	1	0	0	0	0	0	1	0	7	112
4:50 PM	0	0	0	0	0	0	2	0	2	0	0	0	0	0	0	0	4	105
4:55 PM	0	0	0	0	0	0	1	0	2	0	0	0	0	0	0	0	3	98
5:00 PM	0	0	0	0	4	0	3	0	2	0	0	0	0	0	2	0	11	100
5:05 PM	0	0	0	0	0	0	4	0	5	0	0	0	0	0	4	0	13	111
5:10 PM	0	0	0	0	4	0	4	0	3	0	0	0	0	0	1	0	12	112
5:15 PM	0	0	0	0	1	0	2	0	1	0	0	0	0	0	0	0	4	107
5:20 PM	0	0	0	0	1	0	3	0	4	0	0	0	0	0	1	0	9	106
5:25 PM	0	0	0	0	3	0	2	0	6	0	0	0	0	0	3	0	14	106
Peak 15-Min Flowrates	Northbound				Southbound				Eastbound				Westbound				Total	
	Left	Thru	Right	U	Left	Thru	Right	U	Left	Thru	Right	U	Left	Thru	Right	U		
All Vehicles	0	0	0	0	24	0	32	0	24	0	0	0	0	0	52	0	132	
Heavy Trucks	0	0	0	0	0	0	0	0	0	0	0	0	0	0	12	0	12	
Pedestrians	0	0	0	0	0	0	0	0	0	0	0	0	0	0	0	0	0	
Bicycles	0	0	0	0	0	0	0	0	0	0	0	0	0	0	0	0	0	
Railroad																		
Stopped Buses																		

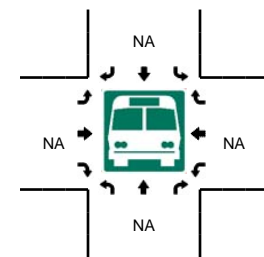
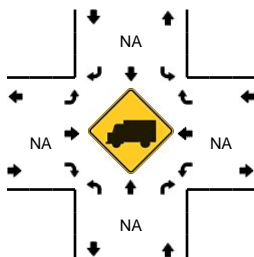
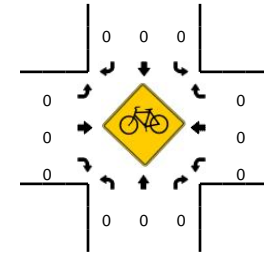
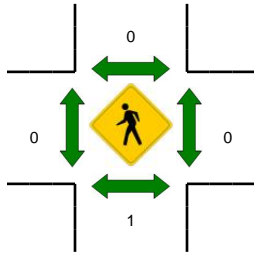
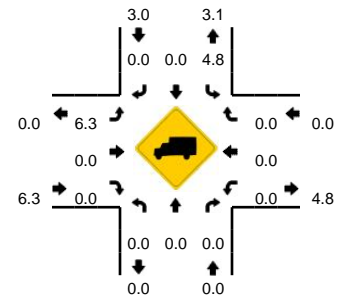
Comments: ins and outs only

LOCATION: Purple Place Eastern Dwy -- Green Valley Rd
CITY/STATE: El Dorado Hills, CA

QC JOB #: 12004753
DATE: Tue, May 06 2014



Peak-Hour: 4:30 PM -- 5:30 PM
Peak 15-Min: 5:10 PM -- 5:25 PM



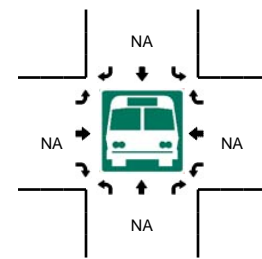
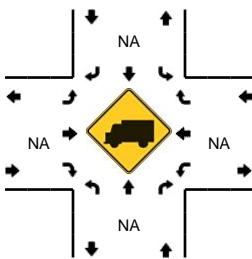
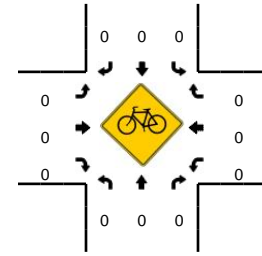
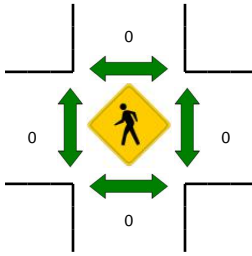
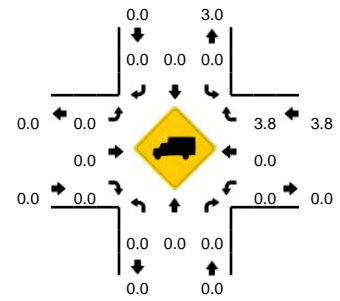
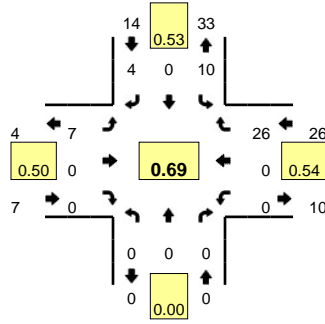
5-Min Count Period Beginning At	Purple Place Eastern Dwy (Northbound)				Purple Place Eastern Dwy (Southbound)				Green Valley Rd (Eastbound)				Green Valley Rd (Westbound)				Total	Hourly Totals
	Left	Thru	Right	U	Left	Thru	Right	U	Left	Thru	Right	U	Left	Thru	Right	U		
4:00 PM	0	0	0	0	2	0	2	0	2	0	0	0	0	0	0	0	6	
4:05 PM	0	0	0	0	0	0	1	0	1	0	0	0	0	0	0	1	3	
4:10 PM	0	0	0	0	1	0	2	0	2	0	0	0	0	0	2	0	7	
4:15 PM	0	0	0	0	0	0	0	0	0	2	0	0	0	0	0	0	2	
4:20 PM	0	0	0	0	1	0	1	0	0	0	0	0	0	0	2	0	4	
4:25 PM	0	0	0	0	1	0	0	0	0	0	0	0	0	0	1	0	2	44
4:30 PM	0	0	0	0	3	0	0	0	3	0	0	0	0	0	1	0	7	48
4:35 PM	0	0	0	0	2	0	0	0	0	0	0	0	0	0	1	0	3	46
4:40 PM	0	0	0	0	1	0	2	0	1	0	0	0	0	0	3	0	7	52
4:45 PM	0	0	0	0	1	0	0	0	0	0	0	0	0	0	0	0	1	49
4:50 PM	0	0	0	0	2	0	2	0	1	0	0	0	0	0	2	0	7	54
4:55 PM	0	0	0	0	1	0	1	0	2	0	0	0	0	0	2	0	6	55
5:00 PM	0	0	0	0	1	0	1	0	2	0	0	0	0	0	0	0	4	53
5:05 PM	0	0	0	0	2	0	1	0	2	0	0	0	0	0	0	0	5	55
5:10 PM	0	0	0	0	2	0	1	0	2	0	0	0	0	0	1	0	6	54
5:15 PM	0	0	0	0	1	0	2	0	0	0	0	0	0	0	3	0	6	58
5:20 PM	0	0	0	0	2	0	1	0	2	0	0	0	0	0	2	0	7	61
5:25 PM	0	0	0	0	3	0	1	0	1	0	0	0	0	0	1	0	6	65
5:30 PM	0	0	0	0	1	0	0	0	0	0	0	0	0	0	3	0	4	62
5:35 PM	0	0	0	0	0	0	2	0	0	0	0	0	0	0	1	0	3	62
5:40 PM	0	0	0	0	1	0	0	0	1	0	0	0	0	0	0	0	2	57
5:45 PM	0	0	0	0	1	0	0	0	2	0	0	0	0	0	0	0	3	59
5:50 PM	0	0	0	0	1	0	2	0	1	0	0	0	0	0	0	0	4	56
5:55 PM	0	0	0	0	1	0	1	0	0	0	0	0	0	0	1	0	3	53
Peak 15-Min Flowrates	Northbound				Southbound				Eastbound				Westbound				Total	
	Left	Thru	Right	U	Left	Thru	Right	U	Left	Thru	Right	U	Left	Thru	Right	U		
All Vehicles	0	0	0	0	20	0	16	0	16	0	0	0	0	0	0	24	0	76
Heavy Trucks	0	0	0	0	0	0	0	0	4	0	0	0	0	0	0	0	0	4
Pedestrians	0	0	0	0	0	0	0	0	0	0	0	0	0	0	0	0	0	0
Bicycles	0	0	0	0	0	0	0	0	0	0	0	0	0	0	0	0	0	0
Railroad																		
Stopped Buses																		

Comments: ins and outs only

LOCATION: Purple Place Eastern Dwy -- Green Valley Rd
CITY/STATE: El Dorado Hills, CA

QC JOB #: 12004752
DATE: Tue, May 06 2014

Peak-Hour: 7:45 AM -- 8:45 AM
Peak 15-Min: 7:45 AM -- 8:00 AM

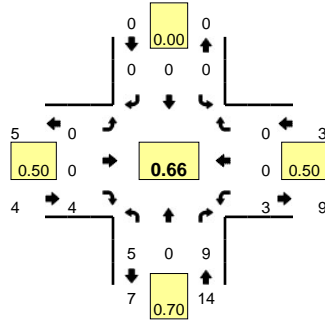


5-Min Count Period Beginning At	Purple Place Eastern Dwy (Northbound)				Purple Place Eastern Dwy (Southbound)				Green Valley Rd (Eastbound)				Green Valley Rd (Westbound)				Total	Hourly Totals
	Left	Thru	Right	U	Left	Thru	Right	U	Left	Thru	Right	U	Left	Thru	Right	U		
7:15 AM	0	0	0	0	1	0	2	0	0	0	0	0	0	0	0	0	3	
7:20 AM	0	0	0	0	1	0	1	0	0	0	0	0	0	0	0	0	2	
7:25 AM	0	0	0	0	0	0	0	0	0	0	0	0	0	1	0	0	1	14
7:30 AM	0	0	0	0	0	0	1	0	0	0	0	0	0	0	0	0	1	14
7:35 AM	0	0	0	0	1	0	0	0	0	0	0	0	0	1	0	0	2	16
7:40 AM	0	0	0	0	0	0	0	0	0	0	0	0	0	0	0	0	0	15
7:45 AM	0	0	0	0	1	0	1	0	1	0	0	0	0	0	3	0	6	20
7:50 AM	0	0	0	0	0	0	0	0	0	0	0	0	0	5	0	0	5	25
7:55 AM	0	0	0	0	2	0	0	0	0	0	0	0	0	4	0	0	6	30
8:00 AM	0	0	0	0	0	0	0	0	0	0	0	0	0	3	0	0	3	32
8:05 AM	0	0	0	0	2	0	1	0	0	0	0	0	0	2	0	0	5	36
8:10 AM	0	0	0	0	0	0	1	0	0	0	0	0	0	1	0	0	2	36
8:15 AM	0	0	0	0	1	0	0	0	0	0	0	0	0	3	0	0	4	37
8:20 AM	0	0	0	0	1	0	0	0	1	0	0	0	0	1	0	0	3	38
8:25 AM	0	0	0	0	2	0	0	0	0	0	0	0	0	0	0	0	2	39
8:30 AM	0	0	0	0	0	0	0	0	2	0	0	0	0	1	0	0	3	41
8:35 AM	0	0	0	0	0	0	1	0	1	0	0	0	0	2	0	0	4	43
8:40 AM	0	0	0	0	1	0	0	0	2	0	0	0	0	1	0	0	4	47
8:45 AM	0	0	0	0	0	0	0	0	0	0	0	0	0	0	0	0	0	41
8:50 AM	0	0	0	0	1	0	0	0	2	0	0	0	0	0	0	0	3	39
8:55 AM	0	0	0	0	1	0	1	0	1	0	0	0	0	2	0	0	5	38
9:00 AM	0	0	0	0	1	0	0	0	0	0	0	0	0	3	0	0	4	39
9:05 AM	0	0	0	0	0	0	1	0	0	0	0	0	0	0	0	0	1	35
9:10 AM	0	0	0	0	2	0	1	0	1	0	0	0	0	2	0	0	6	39
Peak 15-Min Flowrates	Northbound				Southbound				Eastbound				Westbound				Total	
	Left	Thru	Right	U	Left	Thru	Right	U	Left	Thru	Right	U	Left	Thru	Right	U		
All Vehicles	0	0	0	0	12	0	4	0	4	0	0	0	0	0	48	0	68	
Heavy Trucks	0	0	0	0	0	0	0	0	0	0	0	0	0	0	0	0	0	
Pedestrians	0	0	0	0	0	0	0	0	0	0	0	0	0	0	0	0	0	
Bicycles	0	0	0	0	0	0	0	0	0	0	0	0	0	0	0	0	0	
Railroad																		
Stopped Buses																		

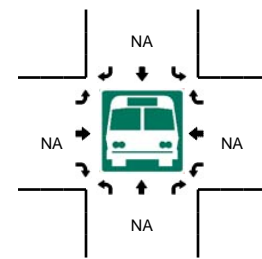
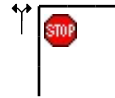
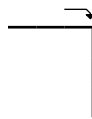
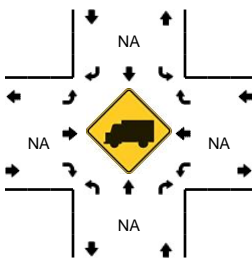
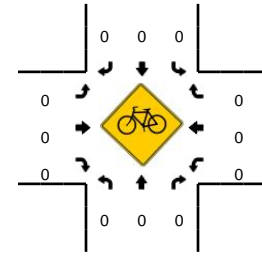
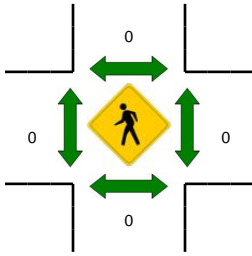
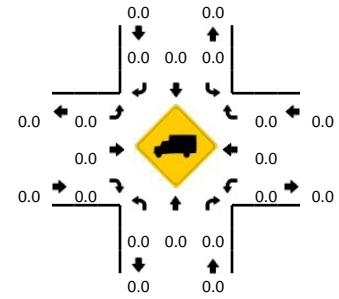
Comments: ins and outs only

LOCATION: Firestone Dwy -- Green Valley Rd
CITY/STATE: El Dorado Hills, CA

QC JOB #: 12004755
DATE: Tue, May 06 2014



Peak-Hour: 4:30 PM -- 5:30 PM
Peak 15-Min: 4:40 PM -- 4:55 PM

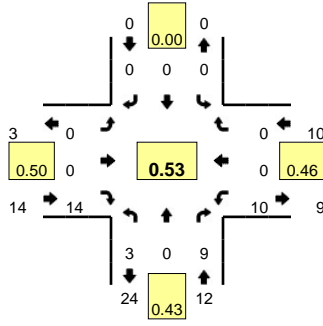


5-Min Count Period Beginning At	Firestone Dwy (Northbound)				Firestone Dwy (Southbound)				Green Valley Rd (Eastbound)				Green Valley Rd (Westbound)				Total	Hourly Totals
	Left	Thru	Right	U	Left	Thru	Right	U	Left	Thru	Right	U	Left	Thru	Right	U		
4:00 PM	0	0	0	0	0	0	0	0	0	0	0	0	0	0	0	0	0	
4:05 PM	0	0	1	0	0	0	0	0	0	0	0	0	0	0	0	0	1	
4:10 PM	0	0	0	0	0	0	0	0	0	0	0	0	0	0	0	0	0	
4:15 PM	0	0	1	0	0	0	0	0	0	0	0	0	0	0	0	0	1	
4:20 PM	0	0	0	0	0	0	0	0	0	0	0	0	0	0	0	0	0	
4:25 PM	0	0	0	0	0	0	0	0	0	0	0	0	0	0	0	0	0	
4:30 PM	0	0	0	0	0	0	0	0	0	0	0	0	0	0	0	0	9	
4:35 PM	0	0	1	0	0	0	0	0	0	0	2	0	0	0	0	0	10	
4:40 PM	0	0	1	0	0	0	0	0	0	0	0	0	0	0	0	1	9	
4:45 PM	2	0	0	0	0	0	0	0	0	0	0	0	1	0	0	0	12	
4:50 PM	2	0	0	0	0	0	0	0	0	0	1	0	1	0	0	0	14	
4:55 PM	0	0	1	0	0	0	0	0	0	0	0	0	0	0	0	1	14	
5:00 PM	0	0	0	0	0	0	0	0	0	0	1	0	0	0	0	1	15	
5:05 PM	1	0	1	0	0	0	0	0	0	0	0	0	0	0	0	2	16	
5:10 PM	0	0	1	0	0	0	0	0	0	0	0	0	1	0	0	2	18	
5:15 PM	0	0	1	0	0	0	0	0	0	0	0	0	0	0	0	1	18	
5:20 PM	0	0	2	0	0	0	0	0	0	0	0	0	0	0	0	2	20	
5:25 PM	0	0	1	0	0	0	0	0	0	0	0	0	0	0	0	1	21	
5:30 PM	0	0	0	0	0	0	0	0	0	0	0	0	0	0	0	0	21	
5:35 PM	0	0	0	0	0	0	0	0	0	0	0	0	0	0	0	0	18	
5:40 PM	0	0	2	0	0	0	0	0	0	0	1	0	1	0	0	4	21	
5:45 PM	0	0	0	0	0	0	0	0	0	0	0	0	0	0	0	0	18	
5:50 PM	0	0	1	0	0	0	0	0	0	0	0	0	0	0	0	1	15	
5:55 PM	1	0	1	0	0	0	0	0	0	0	0	0	0	0	0	2	16	
Peak 15-Min Flowrates	Northbound				Southbound				Eastbound				Westbound				Total	
	Left	Thru	Right	U	Left	Thru	Right	U	Left	Thru	Right	U	Left	Thru	Right	U		
All Vehicles	16	0	4	0	0	0	0	0	0	0	4	0	8	0	0	0	32	
Heavy Trucks	0	0	0	0	0	0	0	0	0	0	0	0	0	0	0	0	0	
Pedestrians	0	0	0	0	0	0	0	0	0	0	0	0	0	0	0	0	0	
Bicycles	0	0	0	0	0	0	0	0	0	0	0	0	0	0	0	0	0	
Railroad																		
Stopped Buses																		

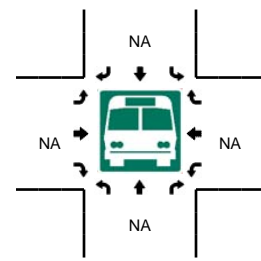
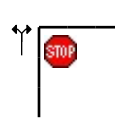
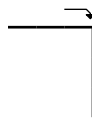
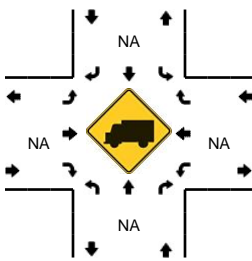
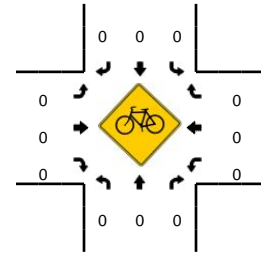
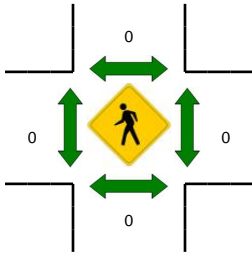
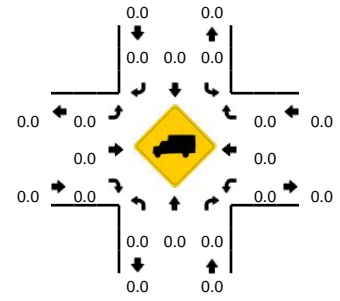
Comments: ins and outs only

LOCATION: Firestone Dwy -- Green Valley Rd
CITY/STATE: El Dorado Hills, CA

QC JOB #: 12004754
DATE: Tue, May 06 2014



Peak-Hour: 8:30 AM -- 9:30 AM
Peak 15-Min: 9:00 AM -- 9:15 AM

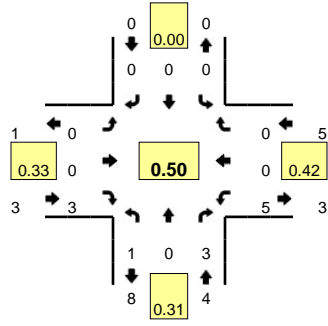


5-Min Count Period Beginning At	Firestone Dwy (Northbound)				Firestone Dwy (Southbound)				Green Valley Rd (Eastbound)				Green Valley Rd (Westbound)				Total	Hourly Totals
	Left	Thru	Right	U	Left	Thru	Right	U	Left	Thru	Right	U	Left	Thru	Right	U		
7:30 AM	0	0	0	0	0	0	0	0	0	0	0	0	0	0	0	0	0	4
7:35 AM	0	0	1	0	0	0	0	0	0	0	0	0	0	0	0	0	1	5
7:40 AM	0	0	0	0	0	0	0	0	0	0	0	0	0	0	0	0	0	5
7:45 AM	0	0	0	0	0	0	0	0	0	0	1	0	0	0	0	0	1	6
7:50 AM	0	0	0	0	0	0	0	0	0	0	0	0	1	0	0	0	1	7
7:55 AM	0	0	0	0	0	0	0	0	0	0	0	0	0	0	0	0	0	6
8:00 AM	0	0	0	0	0	0	0	0	0	0	1	0	0	0	0	0	1	7
8:05 AM	0	0	0	0	0	0	0	0	0	0	0	0	2	0	0	0	2	9
8:10 AM	1	0	1	0	0	0	0	0	0	0	0	0	0	0	0	0	2	10
8:15 AM	0	0	0	0	0	0	0	0	0	0	0	0	0	0	0	0	0	10
8:20 AM	0	0	1	0	0	0	0	0	0	0	0	0	2	0	0	0	3	13
8:25 AM	0	0	0	0	0	0	0	0	0	0	0	0	0	0	0	0	0	11
8:30 AM	0	0	0	0	0	0	0	0	0	0	0	0	0	0	0	0	0	11
8:35 AM	0	0	0	0	0	0	0	0	0	0	0	0	0	0	0	0	0	10
8:40 AM	0	0	0	0	0	0	0	0	0	0	0	0	0	0	0	0	0	10
8:45 AM	0	0	0	0	0	0	0	0	0	0	1	0	0	0	0	0	1	10
8:50 AM	0	0	0	0	0	0	0	0	0	0	1	0	2	0	0	0	3	12
8:55 AM	0	0	0	0	0	0	0	0	0	0	1	0	1	0	0	0	2	14
9:00 AM	1	0	0	0	0	0	0	0	0	0	3	0	0	0	0	0	4	17
9:05 AM	1	0	2	0	0	0	0	0	0	0	2	0	4	0	0	0	9	24
9:10 AM	1	0	0	0	0	0	0	0	0	0	2	0	1	0	0	0	4	26
9:15 AM	0	0	2	0	0	0	0	0	0	0	1	0	1	0	0	0	4	30
9:20 AM	0	0	1	0	0	0	0	0	0	0	1	0	0	0	0	0	2	29
9:25 AM	0	0	4	0	0	0	0	0	0	0	2	0	1	0	0	0	7	36
Peak 15-Min Flowrates	Northbound				Southbound				Eastbound				Westbound				Total	
	Left	Thru	Right	U	Left	Thru	Right	U	Left	Thru	Right	U	Left	Thru	Right	U		
All Vehicles	12	0	8	0	0	0	0	0	0	0	28	0	20	0	0	0	68	
Heavy Trucks	0	0	0	0	0	0	0	0	0	0	0	0	0	0	0	0	0	
Pedestrians	0	0	0	0	0	0	0	0	0	0	0	0	0	0	0	0	0	
Bicycles	0	0	0	0	0	0	0	0	0	0	0	0	0	0	0	0	0	
Railroad																		
Stopped Buses																		

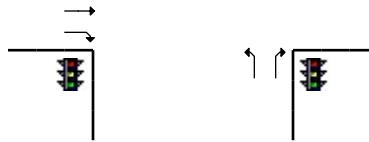
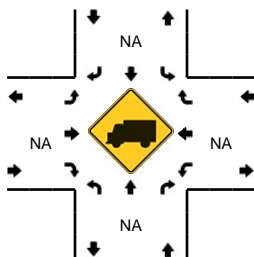
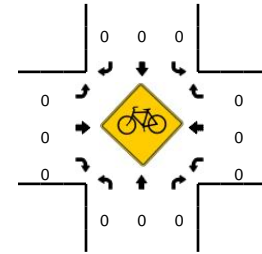
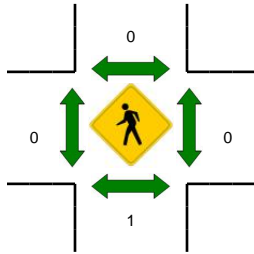
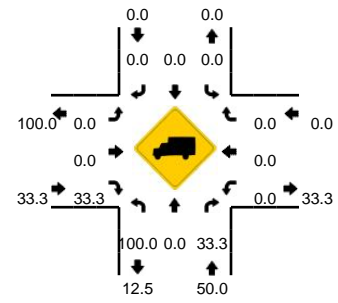
Comments: ins and outs only

LOCATION: Silver Springs Pkwy -- Green Valley Rd
CITY/STATE: El Dorado, CA

QC JOB #: 12004760
DATE: Tue, May 06 2014



Peak-Hour: 7:55 AM -- 8:55 AM
Peak 15-Min: 8:15 AM -- 8:30 AM



5-Min Count Period Beginning At	Silver Springs Pkwy (Northbound)				Silver Springs Pkwy (Southbound)				Green Valley Rd (Eastbound)				Green Valley Rd (Westbound)				Total	Hourly Totals	
	Left	Thru	Right	U	Left	Thru	Right	U	Left	Thru	Right	U	Left	Thru	Right	U			
7:25 AM	0	0	0	0	0	0	0	0	0	0	0	0	0	0	0	0	0	0	7
7:30 AM	0	0	0	0	0	0	0	0	0	0	0	0	0	0	0	0	0	0	6
7:35 AM	0	0	0	0	0	0	0	0	0	0	0	0	0	0	0	0	0	0	5
7:40 AM	0	0	0	0	0	0	0	0	0	0	0	0	0	0	0	0	0	0	4
7:45 AM	0	0	0	0	0	0	0	0	0	0	0	0	0	0	0	0	0	0	4
7:50 AM	0	0	0	0	0	0	0	0	0	0	0	0	0	0	0	0	0	0	1
7:55 AM	0	0	1	0	0	0	0	0	0	0	0	0	1	0	0	0	0	2	3
8:00 AM	0	0	0	0	0	0	0	0	0	0	0	0	0	0	0	0	0	0	3
8:05 AM	0	0	0	0	0	0	0	0	0	0	1	0	0	0	0	0	0	1	4
8:10 AM	0	0	0	0	0	0	0	0	0	0	0	0	0	0	0	0	0	0	4
8:15 AM	0	0	1	0	0	0	0	0	0	0	0	0	1	0	0	0	0	2	5
8:20 AM	0	0	0	0	0	0	0	0	0	0	0	0	2	0	0	0	0	2	7
8:25 AM	1	0	0	0	0	0	0	0	0	0	1	0	0	0	0	0	0	2	9
8:30 AM	0	0	1	0	0	0	0	0	0	0	0	0	0	0	0	0	0	1	10
8:35 AM	0	0	0	0	0	0	0	0	0	0	1	0	0	0	0	0	0	1	11
8:40 AM	0	0	0	0	0	0	0	0	0	0	0	0	0	0	0	0	0	0	11
8:45 AM	0	0	0	0	0	0	0	0	0	0	0	0	0	0	0	0	0	0	11
8:50 AM	0	0	0	0	0	0	0	0	0	0	0	0	1	0	0	0	0	1	12
8:55 AM	0	0	0	0	0	0	0	0	0	0	0	0	0	0	0	0	0	0	10
9:00 AM	0	0	0	0	0	0	0	0	0	0	0	0	0	0	0	0	0	0	10
9:05 AM	0	0	0	0	0	0	0	0	0	0	0	0	0	0	0	0	0	0	9
9:10 AM	0	0	0	0	0	0	0	0	0	0	0	0	0	0	0	0	0	0	9
9:15 AM	0	0	0	0	0	0	0	0	0	0	0	0	0	0	0	0	0	0	7
9:20 AM	0	0	0	0	0	0	0	0	0	0	0	0	0	0	0	0	0	0	5
Peak 15-Min Flowrates	Northbound				Southbound				Eastbound				Westbound				Total		
	Left	Thru	Right	U	Left	Thru	Right	U	Left	Thru	Right	U	Left	Thru	Right	U			
All Vehicles	4	0	4	0	0	0	0	0	0	0	4	0	12	0	0	0	0	24	
Heavy Trucks	4	0	0	0	0	0	0	0	0	0	0	0	0	0	0	0	0	4	
Pedestrians	0	0	0	0	0	0	0	0	0	0	0	0	0	0	0	0	0	0	
Bicycles	0	0	0	0	0	0	0	0	0	0	0	0	0	0	0	0	0	0	
Railroad																			
Stopped Buses																			

Comments:

LOCATION: 1. Green Valley Rd from County Line to Sophia Pkwy SPECIFIC LOCATION: 0 ft from CITY/STATE: El Dorado Hills, CA							QC JOB #: 12004733 DIRECTION: WB DATE: May 02 2014 - May 04 2014			
Start Time	Mon	Tue	Wed	Thu	Fri 02-May-14	Average Weekday Hourly Traffic	Sat 03-May-14	Sun 04-May-14	Average Week Hourly Traffic	Average Week Profile
12:00 AM						0	71	78	75	
1:00 AM						0	45	69	57	
2:00 AM						0	17	36	27	
3:00 AM						0	20	19	20	
4:00 AM						0	43	29	36	
5:00 AM						0	110	76	93	
6:00 AM						0	267	211	239	
7:00 AM						0	484	353	419	
8:00 AM						0	656	589	623	
9:00 AM						0	853	745	799	
10:00 AM						0	879	791	835	
11:00 AM						0	880	876	878	
12:00 PM						0	821	860	841	
1:00 PM						0	755	802	779	
2:00 PM					153	150	724	700	752	
3:00 PM					749	749	709	655	704	
4:00 PM					722	722	728	646	699	
5:00 PM					580	580	759	612	650	
6:00 PM					615	615	594	478	562	
7:00 PM					530	530	462	361	451	
8:00 PM					367	367	366	313	349	
9:00 PM					317	317	316	206	280	
10:00 PM					195	195	265	109	190	
11:00 PM					133	133	172	55	120	
Day Total					4361	4361	10996	9669	10591	
% Weekday Average					100.0%					
% Week Average					41.2%	41.2%	103.8%	91.3%		
AM Peak Volume						12:00 AM	11:00 AM	11:00 AM	11:00 AM	
PM Peak Volume					3:00 PM	3:00 PM	12:00 PM	12:00 PM	12:00 PM	
Comments:										

LOCATION: 1. Green Valley Rd from County Line to Sophia Pkwy SPECIFIC LOCATION: 0 ft from CITY/STATE: El Dorado Hills, CA						QC JOB #: 12004733 DIRECTION: WB DATE: May 05 2014 - May 09 2014				
Start Time	Mon 05-May-14	Tue 06-May-14	Wed 07-May-14	Thu 08-May-14	Fri 09-May-14	Average Weekday Hourly Traffic	Sat	Sun	Average Week Hourly Traffic	Average Week Profile
12:00 AM	31	31	27	15	34	28			28	
1:00 AM	14	20	24	23	19	20			20	
2:00 AM	19	12	12	19	21	17			17	
3:00 AM	28	27	27	26	22	26			26	
4:00 AM	71	76	86	72	72	75			75	
5:00 AM	322	313	292	325	305	311			311	
6:00 AM	710	729	715	736	649	708			708	
7:00 AM	1195	1255	1100	1241	1070	1172			1172	
8:00 AM	1045	1048	1168	1100	1009	1074			1074	
9:00 AM	852	853	827	863	894	858			858	
10:00 AM	760	735	788	770	827	776			776	
11:00 AM	746	737	755	744	534	703			703	
12:00 PM	662	723	740	742		717			717	
1:00 PM	676	632	723	640		668			668	
2:00 PM	722	670	623	645		665			665	
3:00 PM	673	750	828	762		753			753	
4:00 PM	625	693	670	672		665			665	
5:00 PM	604	606	660	635		626			626	
6:00 PM	590	580	610	549		582			582	
7:00 PM	366	442	441	423		418			418	
8:00 PM	231	344	300	284		290			290	
9:00 PM	183	216	212	215		207			207	
10:00 PM	92	99	107	124		106			106	
11:00 PM	45	50	60	76		58			58	
Day Total	11262	11641	11795	11701	5456	11523			11523	
% Weekday Average	258.2%	101.0%	102.4%	101.5%	47.3%					
% Week Average	106.3%	101.0%	102.4%	101.5%	47.3%	100.0%				
AM Peak	7:00 AM	7:00 AM	8:00 AM	7:00 AM	7:00 AM	7:00 AM			7:00 AM	
Volume	1195	1255	1168	1241	1070	1172			1172	
PM Peak	2:00 PM	3:00 PM	3:00 PM	3:00 PM		3:00 PM			3:00 PM	
Volume	722	750	828	762		753			753	
<i>Comments:</i>										

SUMMARY - Tube Count - Volume Data (Weekend)

LOCATION: 1. Green Valley Rd from County Line to Sophia Pkwy SPECIFIC LOCATION: 0 ft from CITY/STATE: El Dorado Hills, CA				QC JOB #: 12004733 DIRECTION: WB DATE: May 03 2014 - May 04 2014		
Start Time			Sat 03-May-14	Sun 04-May-14	Average Weekend Hourly Traffic	Average Weekend Profile
12:00 AM			71	78	75	
1:00 AM			45	69	57	
2:00 AM			17	36	27	
3:00 AM			20	19	20	
4:00 AM			43	29	36	
5:00 AM			110	76	93	
6:00 AM			267	211	239	
7:00 AM			484	353	419	
8:00 AM			656	589	623	
9:00 AM			853	745	799	
10:00 AM			879	791	835	
11:00 AM			880	876	878	
12:00 PM			821	860	841	
1:00 PM			755	802	779	
2:00 PM			724	700	712	
3:00 PM			709	655	682	
4:00 PM			728	646	687	
5:00 PM			759	612	686	
6:00 PM			594	478	536	
7:00 PM			462	361	412	
8:00 PM			366	313	340	
9:00 PM			316	206	261	
10:00 PM			265	109	187	
11:00 PM			172	55	114	
Day Total			10996	9669	10338	
% Weekday Average						
% Week Average			106.4%	93.5%		
AM Peak Volume			11:00 AM 880	11:00 AM 876	11:00 AM 878	
PM Peak Volume			12:00 PM 821	12:00 PM 860	12:00 PM 841	
<i>Comments:</i>						

LOCATION: 1. Green Valley Rd from County Line to Sophia Pkwy SPECIFIC LOCATION: 0 ft from CITY/STATE: El Dorado Hills, CA										QC JOB #: 12004733 DIRECTION: WB DATE: Apr 28 2014 - May 04 2014
Start Time	Mon 28-Apr-14	Tue 29-Apr-14	Wed 30-Apr-14	Thu 01-May-14	Fri 02-May-14	Average Weekday Hourly Traffic	Sat 03-May-14	Sun 04-May-14	Average Week Hourly Traffic	Average Week Profile
12:00 AM	31	31	27	15	34	28	71	78	41	
1:00 AM	14	20	24	23	19	20	45	69	31	
2:00 AM	19	12	12	19	21	17	17	36	19	
3:00 AM	28	27	27	26	22	26	20	19	24	
4:00 AM	71	76	86	72	72	75	43	29	64	
5:00 AM	322	313	292	325	305	311	110	76	249	
6:00 AM	710	729	715	736	649	708	267	211	574	
7:00 AM	1195	1255	1100	1241	1070	1172	484	353	957	
8:00 AM	1045	1048	1168	1100	1009	1074	656	589	945	
9:00 AM	852	853	827	863	894	858	853	745	841	
10:00 AM	760	735	788	770	827	776	879	791	793	
11:00 AM	746	737	755	744	534	703	880	876	753	
12:00 PM	662	723	740	742		717	821	860	758	
1:00 PM	676	632	723	640		668	755	802	705	
2:00 PM	722	670	623	645	153	665	724	700	683	
3:00 PM	673	750	828	762	749	752	709	655	732	
4:00 PM	625	693	670	672	722	676	728	646	679	
5:00 PM	604	606	660	635	580	617	759	612	637	
6:00 PM	590	580	610	549	615	589	594	478	574	
7:00 PM	366	442	441	423	530	440	462	361	432	
8:00 PM	231	344	300	284	367	305	366	313	315	
9:00 PM	183	216	212	215	317	229	316	206	238	
10:00 PM	92	99	107	124	195	123	265	109	142	
11:00 PM	45	50	60	76	133	73	172	55	84	
Day Total	11262	11641	11795	11701	9817	11775	10996	9669	11421	
% Weekday Average	95.6%	98.9%	100.2%	99.4%	83.4%					
% Week Average	98.6%	101.9%	103.3%	102.5%	86.0%	103.1%	96.3%	84.7%		
AM Peak Volume	7:00 AM 1195	7:00 AM 1255	8:00 AM 1168	7:00 AM 1241	7:00 AM 1070	7:00 AM 1172	11:00 AM 880	11:00 AM 876	7:00 AM 957	
PM Peak Volume	2:00 PM 722	3:00 PM 750	3:00 PM 828	3:00 PM 762	3:00 PM 749	3:00 PM 752	12:00 PM 821	12:00 PM 860	12:00 PM 758	
<i>Comments:</i>										

LOCATION: 1. Green Valley Rd from County Line to Sophia Pkwy SPECIFIC LOCATION: 0 ft from CITY/STATE: El Dorado Hills, CA														QC JOB #: 12004733 DIRECTION: WB DATE: May 02 2014	
Start Time	Motor-cycles	Cars & Trailer	2 Axle Long	Buses	2 Axle 6 Tire	3 Axle Single	4 Axle Single	<5 Axle Double	5 Axle Double	>6 Axle Double	<6 Axle Multi	6 Axle Multi	>6 Axle Multi	Not Classified	Total
12:00 AM															
1:00 AM															
2:00 AM															
3:00 AM															
4:00 AM															
5:00 AM															
6:00 AM															
7:00 AM															
8:00 AM															
9:00 AM															
10:00 AM															
11:00 AM															
12:00 PM															
1:00 PM															
2:00 PM	0	85	36	0	11	0	0	0	0	0	0	0	0	21	
3:00 PM	8	449	129	1	29	0	0	13	0	1	0	0	0	119	749
4:00 PM	4	413	106	1	35	3	0	9	0	2	0	1	0	148	722
5:00 PM	10	308	88	3	20	1	0	10	0	0	0	0	0	140	580
6:00 PM	3	366	107	1	20	1	0	8	0	1	0	0	0	108	615
7:00 PM	9	338	103	2	13	0	0	5	0	0	0	0	0	60	530
8:00 PM	7	260	61	0	16	0	0	2	0	0	0	0	0	21	367
9:00 PM	4	223	59	0	13	0	0	2	1	0	0	0	0	15	317
10:00 PM	2	139	39	2	8	0	0	1	0	0	0	0	0	4	195
11:00 PM	2	90	29	0	9	0	0	1	0	0	0	0	0	2	133
Day Total	49	2671	757	10	174	5	0	51	1	4	0	1	0	638	4361
Percent	1.1%	61.2%	17.4%	0.2%	4.0%	0.1%	0.0%	1.2%	0.0%	0.1%	0.0%	0.0%	0.0%	14.6%	
AM Peak Volume															
PM Peak Volume	5:00 PM	3:00 PM	3:00 PM	5:00 PM	4:00 PM	4:00 PM		3:00 PM	9:00 PM	4:00 PM		4:00 PM		4:00 PM	3:00 PM
	10	449	129	3	35	3		13	1	2		1		148	749
<i>Comments:</i>															

LOCATION: 1. Green Valley Rd from County Line to Sophia Pkwy SPECIFIC LOCATION: 0 ft from CITY/STATE: El Dorado Hills, CA														QC JOB #: 12004733 DIRECTION: WB DATE: May 03 2014	
Start Time	Motor-cycles	Cars & Trailer	2 Axle Long	Buses	2 Axle 6 Tire	3 Axle Single	4 Axle Single	<5 Axle Double	5 Axle Double	>6 Axle Double	<6 Axle Multi	6 Axle Multi	>6 Axle Multi	Not Classified	Total
12:00 AM	1	57	11	0	1	0	0	0	0	0	0	0	0	1	71
1:00 AM	0	29	15	0	1	0	0	0	0	0	0	0	0	0	45
2:00 AM	0	16	1	0	0	0	0	0	0	0	0	0	0	0	17
3:00 AM	1	14	4	1	0	0	0	0	0	0	0	0	0	0	20
4:00 AM	1	25	6	0	11	0	0	0	0	0	0	0	0	0	43
5:00 AM	1	60	34	0	13	1	0	0	0	0	0	0	0	1	110
6:00 AM	2	143	82	0	27	0	0	3	0	0	0	0	0	10	267
7:00 AM	6	294	116	0	38	0	0	6	0	1	0	0	0	23	484
8:00 AM	3	426	134	1	35	0	0	14	0	1	0	0	1	41	656
9:00 AM	2	505	171	2	31	0	0	24	0	10	0	0	0	108	853
10:00 AM	5	537	153	1	40	1	0	26	0	7	1	0	1	107	879
11:00 AM	8	548	157	0	20	1	0	23	0	5	0	0	0	118	880
12:00 PM	8	533	123	1	17	0	0	13	0	3	1	2	0	120	821
1:00 PM	7	454	140	2	27	0	0	8	0	0	0	0	0	117	755
2:00 PM	12	435	145	2	12	0	0	6	0	1	0	0	0	111	724
3:00 PM	22	436	107	3	22	2	0	13	0	4	0	0	0	100	709
4:00 PM	19	455	108	2	25	0	0	8	0	0	0	0	0	111	728
5:00 PM	12	506	122	0	22	2	0	16	0	0	1	1	0	77	759
6:00 PM	8	407	101	1	22	0	0	8	0	0	0	0	0	47	594
7:00 PM	9	313	90	1	14	0	0	5	0	0	0	0	0	30	462
8:00 PM	2	265	64	0	15	0	0	3	0	0	0	0	0	17	366
9:00 PM	8	234	42	1	10	0	0	1	0	0	0	0	0	20	316
10:00 PM	4	194	51	0	11	0	0	0	0	0	0	0	0	5	265
11:00 PM	3	128	28	3	7	0	0	2	1	0	0	0	0	0	172
Day Total	144	7014	2005	21	421	7	0	179	1	32	3	3	2	1164	10996
Percent	1.3%	63.8%	18.2%	0.2%	3.8%	0.1%	0.0%	1.6%	0.0%	0.3%	0.0%	0.0%	0.0%	10.6%	
ADT 10996															
AM Peak Volume	11:00 AM	11:00 AM	9:00 AM	9:00 AM	10:00 AM	5:00 AM		10:00 AM	9:00 AM	10:00 AM			8:00 AM	11:00 AM	11:00 AM
PM Peak Volume	3:00 PM	12:00 PM	2:00 PM	3:00 PM	1:00 PM	3:00 PM		5:00 PM	11:00 PM	3:00 PM	12:00 PM	12:00 PM		12:00 PM	12:00 PM
	8	548	171	2	40	1		26	10	1			1	118	880
	22	533	145	3	27	2		16	1	4	1	2		120	821
<i>Comments:</i>															

LOCATION: 1. Green Valley Rd from County Line to Sophia Pkwy SPECIFIC LOCATION: 0 ft from CITY/STATE: El Dorado Hills, CA														QC JOB #: 12004733 DIRECTION: WB DATE: May 04 2014	
Start Time	Motor-cycles	Cars & Trailer	2 Axle Long	Buses	2 Axle 6 Tire	3 Axle Single	4 Axle Single	<5 Axle Double	5 Axle Double	>6 Axle Double	<6 Axle Multi	6 Axle Multi	>6 Axle Multi	Not Classified	Total
12:00 AM	0	56	16	1	4	0	0	0	0	0	0	0	0	1	78
1:00 AM	2	53	6	1	5	0	0	1	0	0	0	0	0	1	69
2:00 AM	0	30	6	0	0	0	0	0	0	0	0	0	0	0	36
3:00 AM	1	12	4	0	2	0	0	0	0	0	0	0	0	0	19
4:00 AM	1	18	7	0	2	0	0	1	0	0	0	0	0	0	29
5:00 AM	1	45	16	0	12	0	0	1	0	0	0	0	0	1	76
6:00 AM	2	120	60	1	21	0	0	5	0	0	0	0	0	2	211
7:00 AM	2	239	69	0	31	0	0	3	0	0	0	0	0	9	353
8:00 AM	5	403	113	1	37	0	0	6	0	0	1	0	0	23	589
9:00 AM	7	528	140	0	25	0	0	7	0	1	0	0	0	37	745
10:00 AM	3	541	126	0	40	0	0	6	0	1	1	0	0	73	791
11:00 AM	9	588	152	3	28	1	0	15	0	3	0	0	0	77	876
12:00 PM	10	601	144	1	21	0	0	6	0	0	1	0	0	76	860
1:00 PM	12	540	120	3	26	0	0	12	0	0	1	1	0	87	802
2:00 PM	11	477	125	1	24	0	0	6	0	1	0	0	0	55	700
3:00 PM	7	450	106	0	24	0	0	5	0	0	0	0	0	63	655
4:00 PM	13	441	107	0	15	0	0	5	0	0	0	0	0	65	646
5:00 PM	6	404	114	1	18	0	0	5	0	0	1	0	0	63	612
6:00 PM	8	338	79	0	15	3	0	4	0	0	0	0	0	31	478
7:00 PM	12	257	56	0	11	0	0	0	0	0	0	0	0	25	361
8:00 PM	2	221	63	0	11	0	0	2	0	0	0	0	0	14	313
9:00 PM	0	154	38	0	6	0	0	0	0	0	0	0	0	8	206
10:00 PM	3	81	16	2	2	0	0	1	0	0	0	0	0	4	109
11:00 PM	0	40	10	0	4	0	0	1	0	0	0	0	0	0	55
Day Total	117	6637	1693	15	384	4	0	92	0	6	5	1	0	715	9669
Percent	1.2%	68.6%	17.5%	0.2%	4.0%	0.0%	0.0%	1.0%	0.0%	0.1%	0.1%	0.0%	0.0%	7.4%	
ADT 9669															
AM Peak Volume	11:00 AM	11:00 AM	11:00 AM	11:00 AM	10:00 AM	11:00 AM		11:00 AM		11:00 AM	8:00 AM			11:00 AM	11:00 AM
PM Peak Volume	4:00 PM	12:00 PM	12:00 PM	1:00 PM	1:00 PM	6:00 PM		1:00 PM		2:00 PM	12:00 PM	1:00 PM		1:00 PM	12:00 PM
	9	588	152	3	40	1		15		3	1			77	876
	13	601	144	3	26	3		12		1	1	1		87	860

Comments:

LOCATION: 1. Green Valley Rd from County Line to Sophia Pkwy SPECIFIC LOCATION: 0 ft from CITY/STATE: El Dorado Hills, CA														QC JOB #: 12004733 DIRECTION: WB DATE: May 05 2014	
Start Time	Motor-cycles	Cars & Trailer	2 Axle Long	Buses	2 Axle 6 Tire	3 Axle Single	4 Axle Single	<5 Axle Double	5 Axle Double	>6 Axle Double	<6 Axle Multi	6 Axle Multi	>6 Axle Multi	Not Classified	Total
12:00 AM	0	22	7	0	2	0	0	0	0	0	0	0	0	0	31
1:00 AM	0	11	2	0	0	0	0	1	0	0	0	0	0	0	14
2:00 AM	0	17	1	0	1	0	0	0	0	0	0	0	0	0	19
3:00 AM	1	20	6	0	1	0	0	0	0	0	0	0	0	0	28
4:00 AM	0	42	13	0	15	0	0	1	0	0	0	0	0	0	71
5:00 AM	1	183	64	0	68	0	0	1	0	0	0	0	0	5	322
6:00 AM	2	406	180	0	81	1	0	13	0	0	0	0	0	27	710
7:00 AM	2	811	197	1	83	1	0	18	2	2	0	1	1	76	1195
8:00 AM	2	704	179	3	52	2	0	19	0	4	8	0	0	72	1045
9:00 AM	4	571	187	5	41	1	0	10	0	3	0	0	0	30	852
10:00 AM	2	485	163	3	42	0	0	7	1	1	2	0	0	54	760
11:00 AM	2	448	196	2	42	1	0	8	0	2	2	0	0	43	746
12:00 PM	2	434	116	2	36	0	0	7	0	1	0	0	0	64	662
1:00 PM	5	452	115	3	31	0	0	10	0	1	0	1	0	58	676
2:00 PM	2	471	143	1	20	1	0	9	1	0	0	1	0	73	722
3:00 PM	2	430	108	2	33	0	0	7	0	1	0	0	0	90	673
4:00 PM	2	383	105	4	17	1	0	11	0	2	0	1	0	99	625
5:00 PM	6	348	79	0	28	1	1	0	0	0	0	0	0	141	604
6:00 PM	2	413	83	1	15	0	0	5	0	0	0	0	0	71	590
7:00 PM	3	265	56	0	11	1	0	2	0	0	0	0	0	28	366
8:00 PM	5	157	39	0	9	0	0	1	0	0	0	0	0	20	231
9:00 PM	0	67	90	0	20	0	0	0	0	0	0	0	0	6	183
10:00 PM	3	64	17	0	3	0	0	1	0	0	0	0	0	4	92
11:00 PM	0	35	7	0	1	0	0	1	0	0	0	0	0	1	45
Day Total	48	7239	2153	27	652	10	1	132	4	17	12	4	1	962	11262
Percent	0.4%	64.3%	19.1%	0.2%	5.8%	0.1%	0.0%	1.2%	0.0%	0.2%	0.1%	0.0%	0.0%	8.5%	
ADT 11262															
AM Peak	9:00 AM	7:00 AM	7:00 AM	9:00 AM	7:00 AM	8:00 AM		8:00 AM	7:00 AM	8:00 AM	8:00 AM	7:00 AM	7:00 AM	7:00 AM	7:00 AM
Volume	4	811	197	5	83	2		19	2	4	8	1	1	76	1195
PM Peak	5:00 PM	2:00 PM	2:00 PM	4:00 PM	12:00 PM	2:00 PM	5:00 PM	4:00 PM	2:00 PM	4:00 PM		1:00 PM		5:00 PM	2:00 PM
Volume	6	471	143	4	36	1	1	11	1	2		1		141	722
<i>Comments:</i>															

LOCATION: 1. Green Valley Rd from County Line to Sophia Pkwy SPECIFIC LOCATION: 0 ft from CITY/STATE: El Dorado Hills, CA														QC JOB #: 12004733 DIRECTION: WB DATE: May 06 2014	
Start Time	Motor-cycles	Cars & Trailer	2 Axle Long	Buses	2 Axle 6 Tire	3 Axle Single	4 Axle Single	<5 Axle Double	5 Axle Double	>6 Axle Double	<6 Axle Multi	6 Axle Multi	>6 Axle Multi	Not Classified	Total
12:00 AM	0	27	2	0	2	0	0	0	0	0	0	0	0	0	31
1:00 AM	0	15	3	0	2	0	0	0	0	0	0	0	0	0	20
2:00 AM	0	9	3	0	0	0	0	0	0	0	0	0	0	0	12
3:00 AM	0	19	4	0	4	0	0	0	0	0	0	0	0	0	27
4:00 AM	0	37	20	1	18	0	0	0	0	0	0	0	0	0	76
5:00 AM	1	179	73	0	56	0	0	1	0	0	0	0	0	3	313
6:00 AM	3	380	212	0	99	2	0	7	0	1	0	0	0	25	729
7:00 AM	3	830	243	2	81	1	0	17	1	5	0	0	0	72	1255
8:00 AM	4	721	179	0	48	1	0	16	1	1	0	0	0	77	1048
9:00 AM	2	598	167	1	36	2	0	8	0	0	1	0	0	38	853
10:00 AM	3	495	145	3	26	2	0	10	1	1	0	0	0	49	735
11:00 AM	4	488	151	3	24	0	0	8	1	0	0	0	0	58	737
12:00 PM	5	498	119	4	34	2	0	10	0	0	1	0	0	50	723
1:00 PM	6	412	103	0	27	1	0	11	0	0	0	0	0	72	632
2:00 PM	7	448	118	1	32	0	0	7	2	0	0	0	0	55	670
3:00 PM	5	467	147	1	36	0	0	6	0	1	0	0	1	86	750
4:00 PM	6	444	92	0	26	0	0	5	0	1	2	0	0	117	693
5:00 PM	9	350	87	0	18	0	0	2	0	1	0	0	0	139	606
6:00 PM	4	399	90	0	23	0	0	2	0	0	0	0	0	62	580
7:00 PM	6	338	53	0	15	1	0	1	0	0	0	0	0	28	442
8:00 PM	3	257	53	0	13	0	0	0	0	0	0	0	0	18	344
9:00 PM	2	169	28	0	7	0	0	0	0	0	0	0	0	10	216
10:00 PM	1	74	19	0	3	0	0	0	0	0	0	0	0	2	99
11:00 PM	0	40	9	0	1	0	0	0	0	0	0	0	0	0	50
Day Total	74	7694	2120	16	631	12	0	111	6	11	4	0	1	961	11641
Percent	0.6%	66.1%	18.2%	0.1%	5.4%	0.1%	0.0%	1.0%	0.1%	0.1%	0.0%	0.0%	0.0%	8.3%	
ADT 11641															
AM Peak	8:00 AM	7:00 AM	7:00 AM	10:00 AM	6:00 AM	6:00 AM		7:00 AM	7:00 AM	7:00 AM	9:00 AM			8:00 AM	7:00 AM
Volume	4	830	243	3	99	2		17	1	5	1			77	1255
PM Peak	5:00 PM	12:00 PM	3:00 PM	12:00 PM	3:00 PM	12:00 PM		1:00 PM	2:00 PM	3:00 PM	4:00 PM		3:00 PM	5:00 PM	3:00 PM
Volume	9	498	147	4	36	2		11	2	1	2		1	139	750
<i>Comments:</i>															

LOCATION: 1. Green Valley Rd from County Line to Sophia Pkwy SPECIFIC LOCATION: 0 ft from CITY/STATE: El Dorado Hills, CA														QC JOB #: 12004733 DIRECTION: WB DATE: May 07 2014	
Start Time	Motor-cycles	Cars & Trailer	2 Axle Long	Buses	2 Axle 6 Tire	3 Axle Single	4 Axle Single	<5 Axle Double	5 Axle Double	>6 Axle Double	<6 Axle Multi	6 Axle Multi	>6 Axle Multi	Not Classified	Total
12:00 AM	0	22	3	0	1	0	0	1	0	0	0	0	0	0	27
1:00 AM	0	21	3	0	0	0	0	0	0	0	0	0	0	0	24
2:00 AM	0	8	3	0	0	0	0	0	1	0	0	0	0	0	12
3:00 AM	0	22	3	1	1	0	0	0	0	0	0	0	0	0	27
4:00 AM	0	45	22	1	16	0	0	0	1	0	0	0	0	1	86
5:00 AM	1	170	71	0	45	0	0	0	0	0	0	0	0	5	292
6:00 AM	4	432	155	0	71	1	0	16	0	0	1	1	0	34	715
7:00 AM	7	785	150	0	58	3	0	18	3	4	0	0	1	71	1100
8:00 AM	6	855	176	2	33	1	0	19	3	1	2	1	0	69	1168
9:00 AM	4	586	142	0	33	1	0	13	1	2	1	0	0	44	827
10:00 AM	6	552	133	2	29	2	0	9	1	1	0	0	0	53	788
11:00 AM	4	541	120	2	28	1	0	6	0	1	1	0	0	51	755
12:00 PM	5	486	135	2	31	1	0	9	0	2	0	0	0	69	740
1:00 PM	7	473	121	6	28	2	0	9	0	0	1	0	0	76	723
2:00 PM	3	388	117	0	23	2	0	11	0	0	0	0	0	79	623
3:00 PM	10	527	133	1	29	3	0	7	1	1	2	0	0	114	828
4:00 PM	12	397	101	3	28	2	0	8	0	0	0	0	0	119	670
5:00 PM	9	420	83	1	25	1	0	4	0	0	1	0	0	116	660
6:00 PM	3	431	80	2	16	0	0	4	0	0	0	0	0	74	610
7:00 PM	7	312	69	0	17	0	0	1	0	0	0	0	0	35	441
8:00 PM	2	229	45	0	7	0	0	1	0	0	0	0	0	16	300
9:00 PM	3	159	30	0	6	0	0	1	0	0	0	0	0	13	212
10:00 PM	3	84	19	0	1	0	0	0	0	0	0	0	0	0	107
11:00 PM	1	45	12	0	1	0	0	1	0	0	0	0	0	0	60
Day Total	97	7990	1926	23	527	20	0	138	11	12	9	2	1	1039	11795
Percent	0.8%	67.7%	16.3%	0.2%	4.5%	0.2%	0.0%	1.2%	0.1%	0.1%	0.1%	0.0%	0.0%	8.8%	
ADT 11795															
AM Peak Volume	7:00 AM	8:00 AM	8:00 AM	8:00 AM	6:00 AM	7:00 AM		8:00 AM	7:00 AM	7:00 AM	8:00 AM	6:00 AM	7:00 AM	7:00 AM	8:00 AM
	7	855	176	2	71	3		19	3	4	2	1	1	71	1168
PM Peak Volume	4:00 PM	3:00 PM	12:00 PM	1:00 PM	12:00 PM	3:00 PM		2:00 PM	3:00 PM	12:00 PM	3:00 PM			4:00 PM	3:00 PM
	12	527	135	6	31	3		11	1	2	2			119	828
<i>Comments:</i>															

LOCATION: 1. Green Valley Rd from County Line to Sophia Pkwy SPECIFIC LOCATION: 0 ft from CITY/STATE: El Dorado Hills, CA														QC JOB #: 12004733 DIRECTION: WB DATE: May 08 2014	
Start Time	Motor-cycles	Cars & Trailer	2 Axle Long	Buses	2 Axle 6 Tire	3 Axle Single	4 Axle Single	<5 Axle Double	5 Axle Double	>6 Axle Double	<6 Axle Multi	6 Axle Multi	>6 Axle Multi	Not Classified	Total
12:00 AM	0	11	3	0	0	0	0	0	0	0	0	0	0	1	15
1:00 AM	0	18	4	0	1	0	0	0	0	0	0	0	0	0	23
2:00 AM	0	10	7	0	2	0	0	0	0	0	0	0	0	0	19
3:00 AM	0	19	5	1	1	0	0	0	0	0	0	0	0	0	26
4:00 AM	0	40	25	0	7	0	0	0	0	0	0	0	0	0	72
5:00 AM	2	210	67	0	45	0	0	1	0	0	0	0	0	0	325
6:00 AM	6	447	157	1	89	0	0	12	0	1	0	0	0	23	736
7:00 AM	5	899	173	2	64	0	0	30	2	6	0	0	0	60	1241
8:00 AM	5	764	195	3	43	2	0	18	2	2	1	0	0	65	1100
9:00 AM	2	618	152	2	36	1	0	5	0	1	0	1	1	44	863
10:00 AM	4	553	118	3	23	1	0	10	0	1	2	0	2	53	770
11:00 AM	0	528	119	2	27	0	0	5	0	0	0	1	0	62	744
12:00 PM	3	511	128	3	28	0	0	6	1	1	0	0	0	61	742
1:00 PM	4	406	129	2	26	2	0	6	0	0	1	0	0	64	640
2:00 PM	5	414	123	3	25	1	0	9	2	1	0	0	0	62	645
3:00 PM	5	456	143	3	41	2	0	8	0	0	1	1	1	101	762
4:00 PM	5	426	102	0	13	0	0	5	0	0	0	0	0	121	672
5:00 PM	7	375	74	2	23	1	0	4	0	0	0	0	0	149	635
6:00 PM	3	367	77	1	22	0	0	6	0	1	1	0	0	71	549
7:00 PM	1	309	67	0	15	0	0	4	0	0	0	0	0	27	423
8:00 PM	2	235	29	0	2	0	0	0	0	0	0	0	0	16	284
9:00 PM	0	169	35	1	6	0	0	0	0	0	0	0	0	4	215
10:00 PM	2	99	15	0	6	0	0	0	0	0	0	0	0	2	124
11:00 PM	1	59	16	0	0	0	0	0	0	0	0	0	0	0	76
Day Total	62	7943	1963	29	545	10	0	129	7	14	6	3	4	986	11701
Percent	0.5%	67.9%	16.8%	0.2%	4.7%	0.1%	0.0%	1.1%	0.1%	0.1%	0.1%	0.0%	0.0%	8.4%	
ADT 11701															
AM Peak	6:00 AM	7:00 AM	8:00 AM	8:00 AM	6:00 AM	8:00 AM		7:00 AM	7:00 AM	7:00 AM	10:00 AM	9:00 AM	10:00 AM	8:00 AM	7:00 AM
Volume	6	899	195	3	89	2		30	2	6	2	1	2	65	1241
PM Peak	5:00 PM	12:00 PM	3:00 PM	12:00 PM	3:00 PM	1:00 PM		2:00 PM	2:00 PM	12:00 PM	1:00 PM	3:00 PM	3:00 PM	5:00 PM	3:00 PM
Volume	7	511	143	3	41	2		9	2	1	1	1	1	149	762
<i>Comments:</i>															

LOCATION: 1. Green Valley Rd from County Line to Sophia Pkwy SPECIFIC LOCATION: 0 ft from CITY/STATE: El Dorado Hills, CA														QC JOB #: 12004733 DIRECTION: WB DATE: May 09 2014	
Start Time	Motor-cycles	Cars & Trailer	2 Axle Long	Buses	2 Axle 6 Tire	3 Axle Single	4 Axle Single	<5 Axle Double	5 Axle Double	>6 Axle Double	<6 Axle Multi	6 Axle Multi	>6 Axle Multi	Not Classified	Total
12:00 AM	0	27	4	0	2	0	0	1	0	0	0	0	0	0	34
1:00 AM	0	14	5	0	0	0	0	0	0	0	0	0	0	0	19
2:00 AM	0	17	4	0	0	0	0	0	0	0	0	0	0	0	21
3:00 AM	1	13	6	1	1	0	0	0	0	0	0	0	0	0	22
4:00 AM	0	48	14	0	9	0	0	0	1	0	0	0	0	0	72
5:00 AM	2	208	67	0	26	0	0	1	0	0	0	0	0	1	305
6:00 AM	6	412	144	0	64	0	0	3	0	0	0	0	0	20	649
7:00 AM	7	788	149	0	43	0	0	18	1	1	1	0	0	62	1070
8:00 AM	3	692	184	0	40	2	0	17	1	3	0	0	0	67	1009
9:00 AM	2	629	165	0	37	2	0	5	1	2	1	0	0	50	894
10:00 AM	6	577	148	1	28	2	0	6	0	0	0	0	1	58	827
11:00 AM	5	348	95	1	21	1	0	8	0	0	1	0	0	54	534
12:00 PM															
1:00 PM															
2:00 PM															
3:00 PM															
4:00 PM															
5:00 PM															
6:00 PM															
7:00 PM															
8:00 PM															
9:00 PM															
10:00 PM															
11:00 PM															
Day Total	32	3773	985	3	271	7	0	59	4	6	3	0	1	312	5456
Percent	0.6%	69.2%	18.1%	0.1%	5.0%	0.1%	0.0%	1.1%	0.1%	0.1%	0.1%	0.0%	0.0%	5.7%	
AM Peak	7:00 AM	7:00 AM	8:00 AM	3:00 AM	6:00 AM	8:00 AM		7:00 AM	4:00 AM	8:00 AM	7:00 AM		10:00 AM	8:00 AM	7:00 AM
Volume	7	788	184	1	64	2		18	1	3	1		1	67	1070
PM Peak															
Volume															
<i>Comments:</i>															

LOCATION: 1. Green Valley Rd from County Line to Sophia Pkwy													QC JOB #: 12004733		
SPECIFIC LOCATION: 0 ft from													DIRECTION: WB		
CITY/STATE: El Dorado Hills, CA													DATE: May 02 2014 - May 09 2014		
Start Time	Motor-cycles	Cars & Trailer	2 Axle Long	Buses	2 Axle 6 Tire	3 Axle Single	4 Axle Single	<5 Axle Double	5 Axle Double	>6 Axle Double	<6 Axle Multi	6 Axle Multi	>6 Axle Multi	Not Classified	Total
Grand Total	623	50961	13602	144	3605	75	1	891	34	102	42	14	10	6777	76881
Percent	0.8%	66.3%	17.7%	0.2%	4.7%	0.1%	0.0%	1.2%	0.0%	0.1%	0.1%	0.0%	0.0%	8.8%	
ADT 11255															
<i>Comments:</i>															

Report generated on 5/30/2014 3:56 PM

SOURCE: Quality Counts, LLC (<http://www.qualitycounts.net>)



LOCATION: 1. Green Valley Rd from County Line to Sophia Pkwy SPECIFIC LOCATION: 0 ft from CITY/STATE: El Dorado Hills, CA							QC JOB #: 12004733 DIRECTION: EB/WB DATE: May 02 2014 - May 04 2014			
Start Time	Mon	Tue	Wed	Thu	Fri 02-May-14	Average Weekday Hourly Traffic	Sat 03-May-14	Sun 04-May-14	Average Week Hourly Traffic	Average Week Profile
12:00 AM						0	187	229	208	
1:00 AM						0	118	138	128	
2:00 AM						0	62	81	72	
3:00 AM						0	40	40	40	
4:00 AM						0	69	53	61	
5:00 AM						0	163	121	142	
6:00 AM						0	422	298	360	
7:00 AM						0	795	516	656	
8:00 AM						0	1127	883	1005	
9:00 AM						0	1428	1209	1319	
10:00 AM						0	1587	1375	1481	
11:00 AM						0	1734	1554	1644	
12:00 PM						0	1694	1646	1670	
1:00 PM						0	1824	1636	1730	
2:00 PM					448	448	1668	1561	1648	
3:00 PM					1811	1811	1673	1502	1662	
4:00 PM					1927	1927	1638	1588	1718	
5:00 PM					1769	1769	1691	1427	1629	
6:00 PM					1661	1661	1384	1124	1390	
7:00 PM					1330	1330	1132	950	1137	
8:00 PM					1041	1041	943	806	930	
9:00 PM					919	919	837	520	759	
10:00 PM					570	570	629	305	501	
11:00 PM					328	328	403	128	286	
Day Total					11804	11804	23248	19690	22591	
% Weekday Average					100.0%					
% Week Average					52.3%	52.3%	102.9%	87.2%		
AM Peak Volume					12:00 AM	12:00 AM	11:00 AM	11:00 AM	11:00 AM	
PM Peak Volume					4:00 PM	4:00 PM	1:00 PM	12:00 PM	1:00 PM	
<i>Comments:</i>										

LOCATION: 1. Green Valley Rd from County Line to Sophia Pkwy SPECIFIC LOCATION: 0 ft from CITY/STATE: El Dorado Hills, CA						QC JOB #: 12004733 DIRECTION: EB/WB DATE: May 05 2014 - May 09 2014				
Start Time	Mon 05-May-14	Tue 06-May-14	Wed 07-May-14	Thu 08-May-14	Fri 09-May-14	Average Weekday Hourly Traffic	Sat	Sun	Average Week Hourly Traffic	Average Week Profile
12:00 AM	84	79	93	80	101	87			87	
1:00 AM	45	40	60	58	45	50			50	
2:00 AM	34	28	28	36	51	35			35	
3:00 AM	40	44	50	42	46	44			44	
4:00 AM	92	100	104	87	94	95			95	
5:00 AM	410	389	371	395	379	389			389	
6:00 AM	1033	1067	1049	1059	974	1036			1036	
7:00 AM	1660	1722	1549	1766	1547	1649			1649	
8:00 AM	1588	1614	1757	1695	1604	1652			1652	
9:00 AM	1338	1366	1306	1380	1439	1366			1366	
10:00 AM	1277	1266	1364	1308	1434	1330			1330	
11:00 AM	1375	1383	1447	1395	1026	1325			1325	
12:00 PM	1376	1395	1510	1401		1421			1421	
1:00 PM	1460	1392	1514	1417		1446			1446	
2:00 PM	1617	1592	1624	1586		1605			1605	
3:00 PM	1692	1798	1833	1755		1770			1770	
4:00 PM	1804	1887	1861	1871		1856			1856	
5:00 PM	1828	1866	1890	1913		1874			1874	
6:00 PM	1627	1659	1755	1599		1660			1660	
7:00 PM	1115	1220	1210	1223		1192			1192	
8:00 PM	798	1017	1025	954		949			949	
9:00 PM	579	683	708	678		662			662	
10:00 PM	296	337	327	426		347			347	
11:00 PM	149	165	179	192		171			171	
Day Total	23317	24109	24614	24316	8740	24011			24011	
% Weekday Average	197.5%	100.4%	102.5%	101.3%	36.4%					
% Week Average	103.2%	100.4%	102.5%	101.3%	36.4%	100.0%				
AM Peak Volume	7:00 AM 1660	7:00 AM 1722	8:00 AM 1757	7:00 AM 1766	8:00 AM 1604	8:00 AM 1652			8:00 AM 1652	
PM Peak Volume	5:00 PM 1828	4:00 PM 1887	5:00 PM 1890	5:00 PM 1913		5:00 PM 1874			5:00 PM 1874	
<i>Comments:</i>										

SUMMARY - Tube Count - Volume Data (Weekend)

LOCATION: 1. Green Valley Rd from County Line to Sophia Pkwy SPECIFIC LOCATION: 0 ft from CITY/STATE: El Dorado Hills, CA				QC JOB #: 12004733 DIRECTION: EB/WB DATE: May 03 2014 - May 04 2014		
Start Time			Sat 03-May-14	Sun 04-May-14	Average Weekend Hourly Traffic	Average Weekend Profile
12:00 AM			187	229	208	
1:00 AM			118	138	128	
2:00 AM			62	81	72	
3:00 AM			40	40	40	
4:00 AM			69	53	61	
5:00 AM			163	121	142	
6:00 AM			422	298	360	
7:00 AM			795	516	656	
8:00 AM			1127	883	1005	
9:00 AM			1428	1209	1319	
10:00 AM			1587	1375	1481	
11:00 AM			1734	1554	1644	
12:00 PM			1694	1646	1670	
1:00 PM			1824	1636	1730	
2:00 PM			1668	1561	1615	
3:00 PM			1673	1502	1588	
4:00 PM			1638	1588	1613	
5:00 PM			1691	1427	1559	
6:00 PM			1384	1124	1254	
7:00 PM			1132	950	1041	
8:00 PM			943	806	875	
9:00 PM			837	520	679	
10:00 PM			629	305	467	
11:00 PM			403	128	266	
Day Total			23248	19690	21473	
% Weekday Average						
% Week Average			108.3%	91.7%		
AM Peak Volume			11:00 AM 1734	11:00 AM 1554	11:00 AM 1644	
PM Peak Volume			1:00 PM 1824	12:00 PM 1646	1:00 PM 1730	
<i>Comments:</i>						

LOCATION: 1. Green Valley Rd from County Line to Sophia Pkwy SPECIFIC LOCATION: 0 ft from CITY/STATE: El Dorado Hills, CA										QC JOB #: 12004733 DIRECTION: EB/WB DATE: Apr 28 2014 - May 04 2014
Start Time	Mon 28-Apr-14	Tue 29-Apr-14	Wed 30-Apr-14	Thu 01-May-14	Fri 02-May-14	Average Weekday Hourly Traffic	Sat 03-May-14	Sun 04-May-14	Average Week Hourly Traffic	Average Week Profile
12:00 AM	84	79	93	80	101	87	187	229	122	
1:00 AM	45	40	60	58	45	50	118	138	72	
2:00 AM	34	28	28	36	51	35	62	81	46	
3:00 AM	40	44	50	42	46	44	40	40	43	
4:00 AM	92	100	104	87	94	95	69	53	86	
5:00 AM	410	389	371	395	379	389	163	121	318	
6:00 AM	1033	1067	1049	1059	974	1036	422	298	843	
7:00 AM	1660	1722	1549	1766	1547	1649	795	516	1365	
8:00 AM	1588	1614	1757	1695	1604	1652	1127	883	1467	
9:00 AM	1338	1366	1306	1380	1439	1366	1428	1209	1352	
10:00 AM	1277	1266	1364	1308	1434	1330	1587	1375	1373	
11:00 AM	1375	1383	1447	1395	1026	1325	1734	1554	1416	
12:00 PM	1376	1395	1510	1401		1421	1694	1646	1504	
1:00 PM	1460	1392	1514	1417		1446	1824	1636	1541	
2:00 PM	1617	1592	1624	1586	448	1608	1668	1561	1608	
3:00 PM	1692	1798	1833	1755	1811	1778	1673	1502	1723	
4:00 PM	1804	1887	1861	1871	1927	1870	1638	1588	1797	
5:00 PM	1828	1866	1890	1913	1769	1853	1691	1427	1769	
6:00 PM	1627	1659	1755	1599	1661	1660	1384	1124	1544	
7:00 PM	1115	1220	1210	1223	1330	1220	1132	950	1169	
8:00 PM	798	1017	1025	954	1041	967	943	806	941	
9:00 PM	579	683	708	678	919	713	837	520	703	
10:00 PM	296	337	327	426	570	391	629	305	413	
11:00 PM	149	165	179	192	328	203	403	128	221	
Day Total	23317	24109	24614	24316	20544	24633	23248	19690	23884	
% Weekday Average	94.7%	97.9%	99.9%	98.7%	83.4%					
% Week Average	97.6%	100.9%	103.1%	101.8%	86.0%	103.1%	97.3%	82.4%		
AM Peak Volume	7:00 AM 1660	7:00 AM 1722	8:00 AM 1757	7:00 AM 1766	8:00 AM 1604	8:00 AM 1652	11:00 AM 1734	11:00 AM 1554	8:00 AM 1467	
PM Peak Volume	5:00 PM 1828	4:00 PM 1887	5:00 PM 1890	5:00 PM 1913	4:00 PM 1927	4:00 PM 1870	1:00 PM 1824	12:00 PM 1646	4:00 PM 1797	
<i>Comments:</i>										

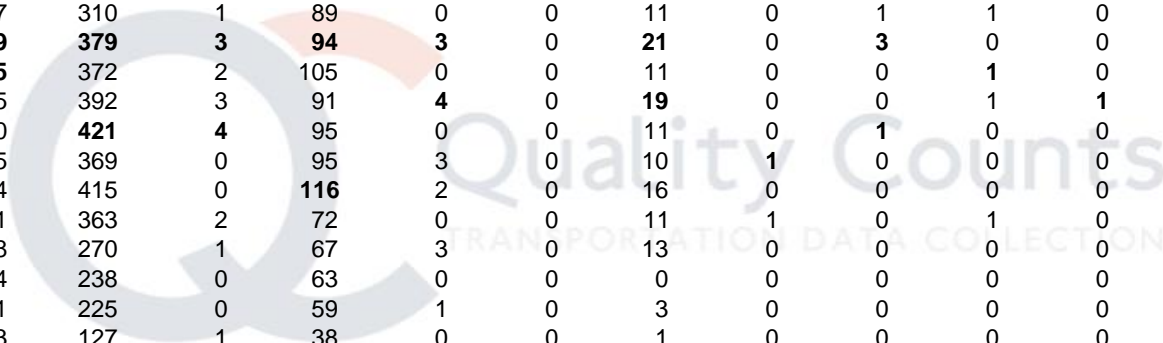
LOCATION: 1. Green Valley Rd from County Line to Sophia Pkwy SPECIFIC LOCATION: 0 ft from CITY/STATE: El Dorado Hills, CA														QC JOB #: 12004733 DIRECTION: EB/WB DATE: May 02 2014	
Start Time	Motor-cycles	Cars & Trailer	2 Axle Long	Buses	2 Axle 6 Tire	3 Axle Single	4 Axle Single	<5 Axle Double	5 Axle Double	>6 Axle Double	<6 Axle Multi	6 Axle Multi	>6 Axle Multi	Not Classified	Total
12:00 AM															
1:00 AM															
2:00 AM															
3:00 AM															
4:00 AM															
5:00 AM															
6:00 AM															
7:00 AM															
8:00 AM															
9:00 AM															
10:00 AM															
11:00 AM															
12:00 PM															
1:00 PM															
2:00 PM	2	223	152	1	29	2	0	9	0	0	0	0	0	30	
3:00 PM	15	912	478	3	182	3	0	23	0	1	0	0	0	194	1811
4:00 PM	15	966	534	1	155	8	0	25	0	2	0	1	0	220	1927
5:00 PM	41	810	542	6	108	5	0	27	0	0	0	0	0	230	1769
6:00 PM	19	862	463	2	126	3	0	19	1	1	0	0	0	165	1661
7:00 PM	16	772	369	2	72	0	0	12	0	0	0	0	0	87	1330
8:00 PM	14	632	278	0	78	0	0	7	0	0	0	0	0	32	1041
9:00 PM	10	551	283	0	51	0	0	3	1	0	0	0	0	20	919
10:00 PM	6	336	178	2	41	0	0	2	0	0	0	0	0	5	570
11:00 PM	7	194	97	0	26	0	0	2	0	0	0	0	0	2	328
Day Total	145	6258	3374	17	868	21	0	129	2	4	0	1	0	985	11804
Percent	1.2%	53.0%	28.6%	0.1%	7.4%	0.2%	0.0%	1.1%	0.0%	0.0%	0.0%	0.0%	0.0%	8.3%	
AM Peak Volume															
PM Peak Volume	41	966	542	6	182	8		27	1	2		1		230	1927
Comments:															

LOCATION: 1. Green Valley Rd from County Line to Sophia Pkwy SPECIFIC LOCATION: 0 ft from CITY/STATE: El Dorado Hills, CA														QC JOB #: 12004733 DIRECTION: EB/WB DATE: May 03 2014	
Start Time	Motor-cycles	Cars & Trailer	2 Axle Long	Buses	2 Axle 6 Tire	3 Axle Single	4 Axle Single	<5 Axle Double	5 Axle Double	>6 Axle Double	<6 Axle Multi	6 Axle Multi	>6 Axle Multi	Not Classified	Total
12:00 AM	3	131	42	1	9	0	0	0	0	0	0	0	0	1	187
1:00 AM	1	76	37	0	3	0	0	0	1	0	0	0	0	0	118
2:00 AM	0	42	15	1	4	0	0	0	0	0	0	0	0	0	62
3:00 AM	1	27	10	1	1	0	0	0	0	0	0	0	0	0	40
4:00 AM	1	41	12	0	13	0	0	2	0	0	0	0	0	0	69
5:00 AM	2	88	45	0	20	1	0	6	0	0	0	0	0	1	163
6:00 AM	4	210	127	0	57	1	0	10	0	0	0	0	0	13	422
7:00 AM	11	437	219	3	79	1	0	13	0	1	0	0	0	31	795
8:00 AM	15	645	271	2	97	2	0	21	1	1	0	0	1	71	1127
9:00 AM	14	763	354	4	102	2	0	28	0	10	0	0	0	151	1428
10:00 AM	19	840	398	2	111	3	0	37	1	7	1	0	1	167	1587
11:00 AM	22	964	434	3	94	2	0	32	0	5	0	0	0	178	1734
12:00 PM	26	931	414	2	106	3	0	24	0	3	1	2	0	182	1694
1:00 PM	23	944	492	3	132	3	0	25	0	0	0	0	0	202	1824
2:00 PM	36	857	471	3	96	4	0	29	1	1	0	0	0	170	1668
3:00 PM	38	900	439	5	96	6	0	22	1	4	1	0	0	161	1673
4:00 PM	35	880	412	4	105	3	0	17	0	0	0	0	0	182	1638
5:00 PM	21	994	422	1	101	3	0	20	0	0	1	1	0	127	1691
6:00 PM	15	832	364	1	94	0	0	11	0	0	0	0	0	67	1384
7:00 PM	17	682	308	2	66	0	0	9	0	0	0	0	0	48	1132
8:00 PM	7	572	267	1	64	0	0	4	0	0	0	0	0	28	943
9:00 PM	15	523	211	1	55	0	0	2	0	0	0	0	0	30	837
10:00 PM	5	410	161	1	43	0	0	0	1	0	0	0	0	8	629
11:00 PM	4	274	90	7	24	0	0	2	1	0	0	0	0	1	403
Day Total	335	13063	6015	48	1572	34	0	314	7	32	4	3	2	1819	23248
Percent	1.4%	56.2%	25.9%	0.2%	6.8%	0.1%	0.0%	1.4%	0.0%	0.1%	0.0%	0.0%	0.0%	7.8%	
ADT 23248															
AM Peak	11:00 AM	11:00 AM	11:00 AM	9:00 AM	10:00 AM	10:00 AM		10:00 AM	1:00 AM	9:00 AM	10:00 AM		8:00 AM	11:00 AM	11:00 AM
Volume	22	964	434	4	111	3		37	1	10	1		1	178	1734
PM Peak	3:00 PM	5:00 PM	1:00 PM	11:00 PM	1:00 PM	3:00 PM		2:00 PM	2:00 PM	3:00 PM	12:00 PM	12:00 PM		1:00 PM	1:00 PM
Volume	38	994	492	7	132	6		29	1	4	1	2		202	1824
<i>Comments:</i>															

LOCATION: 1. Green Valley Rd from County Line to Sophia Pkwy
SPECIFIC LOCATION: 0 ft from
CITY/STATE: El Dorado Hills, CA

QC JOB #: 12004733
DIRECTION: EB/WB
DATE: May 04 2014

Start Time	Motor-cycles	Cars & Trailer	2 Axle Long	Buses	2 Axle 6 Tire	3 Axle Single	4 Axle Single	<5 Axle Double	5 Axle Double	>6 Axle Double	<6 Axle Multi	6 Axle Multi	>6 Axle Multi	Not Classified	Total
12:00 AM	2	159	56	2	9	0	0	0	0	0	0	0	0	1	229
1:00 AM	2	108	16	1	9	0	0	1	0	0	0	0	0	1	138
2:00 AM	1	63	13	0	4	0	0	0	0	0	0	0	0	0	81
3:00 AM	1	23	11	0	5	0	0	0	0	0	0	0	0	0	40
4:00 AM	1	32	12	1	6	0	0	1	0	0	0	0	0	0	53
5:00 AM	1	77	24	0	17	0	0	1	0	0	0	0	0	1	121
6:00 AM	2	171	85	1	32	0	0	5	0	0	0	0	0	2	298
7:00 AM	6	326	110	0	50	0	0	5	0	0	0	0	0	19	516
8:00 AM	16	557	191	1	74	0	0	10	0	0	1	0	0	33	883
9:00 AM	18	767	284	0	68	0	0	11	1	1	0	0	0	59	1209
10:00 AM	12	847	310	1	89	0	0	11	0	1	1	0	0	103	1375
11:00 AM	26	909	379	3	94	3	0	21	0	3	0	0	0	116	1554
12:00 PM	30	1005	372	2	105	0	0	11	0	0	1	0	0	120	1646
1:00 PM	29	945	392	3	91	4	0	19	0	0	1	1	0	151	1636
2:00 PM	31	900	421	4	95	0	0	11	0	1	0	0	0	98	1561
3:00 PM	22	905	369	0	95	3	0	10	1	0	0	0	0	97	1502
4:00 PM	30	904	415	0	116	2	0	16	0	0	0	0	0	105	1588
5:00 PM	15	861	363	2	72	0	0	11	1	0	1	0	0	101	1427
6:00 PM	15	708	270	1	67	3	0	13	0	0	0	0	0	47	1124
7:00 PM	15	594	238	0	63	0	0	0	0	0	0	0	0	40	950
8:00 PM	7	491	225	0	59	1	0	3	0	0	0	0	0	20	806
9:00 PM	1	343	127	1	38	0	0	1	0	0	0	0	0	9	520
10:00 PM	3	215	61	3	15	0	0	2	0	0	0	0	0	6	305
11:00 PM	0	87	30	0	10	0	0	1	0	0	0	0	0	0	128
Day Total	286	11997	4774	26	1283	16	0	164	3	6	5	1	0	1129	19690
Percent	1.5%	60.9%	24.2%	0.1%	6.5%	0.1%	0.0%	0.8%	0.0%	0.0%	0.0%	0.0%	0.0%	5.7%	



ADT 19690															
------------------	--	--	--	--	--	--	--	--	--	--	--	--	--	--	--

AM Peak Volume	11:00 AM	11:00 AM	11:00 AM	11:00 AM	11:00 AM	11:00 AM		11:00 AM	9:00 AM	11:00 AM	8:00 AM			11:00 AM	11:00 AM
PM Peak Volume	2:00 PM	12:00 PM	2:00 PM	2:00 PM	4:00 PM	1:00 PM		1:00 PM	3:00 PM	2:00 PM	12:00 PM	1:00 PM		1:00 PM	12:00 PM

Comments:

LOCATION: 1. Green Valley Rd from County Line to Sophia Pkwy SPECIFIC LOCATION: 0 ft from CITY/STATE: El Dorado Hills, CA														QC JOB #: 12004733 DIRECTION: EB/WB DATE: May 05 2014	
Start Time	Motor-cycles	Cars & Trailer	2 Axle Long	Buses	2 Axle 6 Tire	3 Axle Single	4 Axle Single	<5 Axle Double	5 Axle Double	>6 Axle Double	<6 Axle Multi	6 Axle Multi	>6 Axle Multi	Not Classified	Total
12:00 AM	0	61	19	0	4	0	0	0	0	0	0	0	0	0	84
1:00 AM	0	31	8	0	4	0	0	2	0	0	0	0	0	0	45
2:00 AM	0	26	6	0	2	0	0	0	0	0	0	0	0	0	34
3:00 AM	1	26	11	0	2	0	0	0	0	0	0	0	0	0	40
4:00 AM	0	55	17	0	19	0	0	1	0	0	0	0	0	0	92
5:00 AM	2	238	83	0	79	0	0	1	0	0	0	0	0	7	410
6:00 AM	3	581	253	1	138	4	0	16	0	0	0	0	0	37	1033
7:00 AM	4	1074	303	3	125	1	0	28	4	2	0	1	1	114	1660
8:00 AM	4	927	344	5	128	5	0	30	0	4	16	0	0	125	1588
9:00 AM	7	798	338	11	114	2	0	19	0	3	0	0	0	46	1338
10:00 AM	4	727	332	7	103	0	0	14	3	1	3	0	0	83	1277
11:00 AM	5	730	426	5	118	1	0	11	0	2	2	0	0	75	1375
12:00 PM	5	800	345	2	107	1	0	18	1	1	0	0	0	96	1376
1:00 PM	12	900	323	4	106	0	0	18	0	1	1	1	0	94	1460
2:00 PM	8	1001	354	6	125	2	0	14	1	0	0	1	0	105	1617
3:00 PM	9	1011	376	3	136	2	0	11	0	1	0	0	0	143	1692
4:00 PM	5	1066	399	4	130	1	0	16	1	3	0	1	0	178	1804
5:00 PM	16	1061	375	0	137	5	1	9	0	0	0	0	0	224	1828
6:00 PM	7	1078	308	1	105	3	0	14	0	0	0	0	0	111	1627
7:00 PM	7	776	224	0	60	1	0	2	0	0	0	0	0	45	1115
8:00 PM	8	537	173	0	45	1	0	1	0	0	0	0	0	33	798
9:00 PM	1	353	176	0	38	0	0	0	1	0	0	0	0	10	579
10:00 PM	3	221	53	0	12	0	0	1	0	0	0	0	0	6	296
11:00 PM	0	117	25	0	5	0	0	1	0	0	0	0	0	1	149
Day Total	111	14195	5271	52	1842	29	1	227	11	18	22	4	1	1533	23317
Percent	0.5%	60.9%	22.6%	0.2%	7.9%	0.1%	0.0%	1.0%	0.0%	0.1%	0.1%	0.0%	0.0%	6.6%	
ADT 23317															
AM Peak Volume	9:00 AM	7:00 AM	11:00 AM	9:00 AM	6:00 AM	8:00 AM		8:00 AM	7:00 AM	8:00 AM	8:00 AM	7:00 AM	7:00 AM	8:00 AM	7:00 AM
	7	1074	426	11	138	5		30	4	4	16	1	1	125	1660
PM Peak Volume	5:00 PM	6:00 PM	4:00 PM	2:00 PM	5:00 PM	5:00 PM	5:00 PM	12:00 PM	12:00 PM	4:00 PM	1:00 PM	1:00 PM		5:00 PM	5:00 PM
	16	1078	399	6	137	5	1	18	1	3	1	1		224	1828
<i>Comments:</i>															

LOCATION: 1. Green Valley Rd from County Line to Sophia Pkwy
SPECIFIC LOCATION: 0 ft from
CITY/STATE: El Dorado Hills, CA

QC JOB #: 12004733
DIRECTION: EB/WB
DATE: May 06 2014

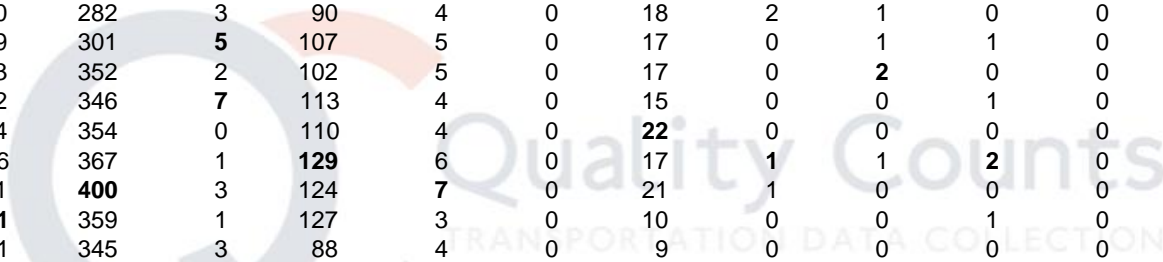
Start Time	Motor-cycles	Cars & Trailer	2 Axle Long	Buses	2 Axle 6 Tire	3 Axle Single	4 Axle Single	<5 Axle Double	5 Axle Double	>6 Axle Double	<6 Axle Multi	6 Axle Multi	>6 Axle Multi	Not Classified	Total
12:00 AM	0	64	10	0	5	0	0	0	0	0	0	0	0	0	79
1:00 AM	0	26	10	0	4	0	0	0	0	0	0	0	0	0	40
2:00 AM	0	18	5	1	3	0	0	1	0	0	0	0	0	0	28
3:00 AM	0	31	8	0	5	0	0	0	0	0	0	0	0	0	44
4:00 AM	0	52	27	1	20	0	0	0	0	0	0	0	0	0	100
5:00 AM	3	231	85	0	64	0	0	1	0	0	0	0	0	5	389
6:00 AM	3	566	294	1	143	3	1	10	2	1	0	0	0	43	1067
7:00 AM	7	1105	326	3	127	3	0	26	1	5	0	0	0	119	1722
8:00 AM	7	999	329	2	119	3	0	22	1	1	0	0	1	130	1614
9:00 AM	9	883	294	2	89	3	0	10	0	0	1	0	1	74	1366
10:00 AM	7	807	265	5	84	4	0	13	2	1	0	0	0	78	1266
11:00 AM	8	851	321	6	90	2	0	13	1	0	0	0	0	91	1383
12:00 PM	10	868	316	8	92	4	0	17	1	0	1	0	0	78	1395
1:00 PM	16	871	294	0	81	4	0	20	1	0	0	0	0	105	1392
2:00 PM	11	999	359	2	109	1	0	14	2	0	0	0	0	95	1592
3:00 PM	11	1093	401	1	132	3	0	11	1	1	0	0	1	143	1798
4:00 PM	17	1142	397	0	137	3	0	13	0	1	3	0	0	174	1887
5:00 PM	19	1129	341	1	122	5	0	15	0	1	0	0	0	233	1866
6:00 PM	10	1120	310	2	109	1	0	8	0	0	0	0	0	99	1659
7:00 PM	11	875	202	0	72	4	0	3	0	0	0	0	0	53	1220
8:00 PM	10	717	197	0	58	0	0	2	0	0	0	0	0	33	1017
9:00 PM	5	506	119	0	37	1	0	0	0	0	0	0	0	15	683
10:00 PM	4	247	62	0	21	0	0	1	0	0	0	0	0	2	337
11:00 PM	0	136	24	0	4	0	0	1	0	0	0	0	0	0	165
Day Total	168	15336	4996	35	1727	44	1	201	12	11	5	0	3	1570	24109
Percent	0.7%	63.6%	20.7%	0.1%	7.2%	0.2%	0.0%	0.8%	0.0%	0.0%	0.0%	0.0%	0.0%	6.5%	
ADT 24109															
AM Peak	9:00 AM	7:00 AM	8:00 AM	11:00 AM	6:00 AM	10:00 AM	6:00 AM	7:00 AM	6:00 AM	7:00 AM	9:00 AM		8:00 AM	8:00 AM	7:00 AM
Volume	9	1105	329	6	143	4	1	26	2	5	1		1	130	1722
PM Peak	5:00 PM	4:00 PM	3:00 PM	12:00 PM	4:00 PM	5:00 PM		1:00 PM	2:00 PM	3:00 PM	4:00 PM		3:00 PM	5:00 PM	4:00 PM
Volume	19	1142	401	8	137	5		20	2	1	3		1	233	1887

Comments:

LOCATION: 1. Green Valley Rd from County Line to Sophia Pkwy
SPECIFIC LOCATION: 0 ft from
CITY/STATE: El Dorado Hills, CA

QC JOB #: 12004733
DIRECTION: EB/WB
DATE: May 07 2014

Start Time	Motor-cycles	Cars & Trailer	2 Axle Long	Buses	2 Axle 6 Tire	3 Axle Single	4 Axle Single	<5 Axle Double	5 Axle Double	>6 Axle Double	<6 Axle Multi	6 Axle Multi	>6 Axle Multi	Not Classified	Total
12:00 AM	0	74	15	0	3	0	0	1	0	0	0	0	0	0	93
1:00 AM	1	40	11	0	7	0	0	0	1	0	0	0	0	0	60
2:00 AM	0	20	5	1	1	0	0	0	1	0	0	0	0	0	28
3:00 AM	0	36	9	1	4	0	0	0	0	0	0	0	0	0	50
4:00 AM	0	59	24	1	18	0	0	0	1	0	0	0	0	1	104
5:00 AM	3	228	77	0	56	0	0	0	0	0	0	0	0	7	371
6:00 AM	7	611	232	0	121	2	0	22	0	0	1	1	0	52	1049
7:00 AM	13	1028	235	2	100	6	0	27	4	4	0	0	1	129	1549
8:00 AM	9	1200	301	3	96	4	0	31	4	2	2	1	0	104	1757
9:00 AM	7	849	265	2	87	3	0	16	1	2	1	0	0	73	1306
10:00 AM	10	860	282	3	90	4	0	18	2	1	0	0	0	94	1364
11:00 AM	14	919	301	5	107	5	0	17	0	1	1	0	0	77	1447
12:00 PM	16	913	352	2	102	5	0	17	0	2	0	0	0	101	1510
1:00 PM	20	892	346	7	113	4	0	15	0	0	1	0	0	116	1514
2:00 PM	13	994	354	0	110	4	0	22	0	0	0	0	0	127	1624
3:00 PM	15	1106	367	1	129	6	0	17	1	1	2	0	0	188	1833
4:00 PM	32	1091	400	3	124	7	0	21	1	0	0	0	0	182	1861
5:00 PM	19	1161	359	1	127	3	0	10	0	0	1	0	0	209	1890
6:00 PM	15	1161	345	3	88	4	0	9	0	0	0	0	0	130	1755
7:00 PM	14	830	228	0	76	0	0	3	0	0	0	1	0	58	1210
8:00 PM	9	720	222	0	46	1	0	3	0	0	0	0	0	24	1025
9:00 PM	6	500	137	0	42	1	0	2	1	0	0	0	0	19	708
10:00 PM	4	247	58	0	15	0	0	0	0	0	0	0	0	3	327
11:00 PM	1	139	32	0	6	0	0	1	0	0	0	0	0	0	179
Day Total	228	15678	4957	35	1668	59	0	252	17	13	9	3	1	1694	24614
Percent	0.9%	63.7%	20.1%	0.1%	6.8%	0.2%	0.0%	1.0%	0.1%	0.1%	0.0%	0.0%	0.0%	6.9%	



ADT 24614														
---------------------	--	--	--	--	--	--	--	--	--	--	--	--	--	--

AM Peak Volume	11:00 AM	8:00 AM	8:00 AM	11:00 AM	6:00 AM	7:00 AM		8:00 AM	7:00 AM	7:00 AM	8:00 AM	6:00 AM	7:00 AM	7:00 AM	8:00 AM
PM Peak Volume	4:00 PM	5:00 PM	4:00 PM	1:00 PM	3:00 PM	4:00 PM		2:00 PM	3:00 PM	12:00 PM	3:00 PM	7:00 PM		5:00 PM	5:00 PM
	14	1200	301	5	121	6		31	4	4	2	1	1	129	1757
	32	1161	400	7	129	7		22	1	2	2	1		209	1890

Comments:

LOCATION: 1. Green Valley Rd from County Line to Sophia Pkwy
SPECIFIC LOCATION: 0 ft from
CITY/STATE: El Dorado Hills, CA

QC JOB #: 12004733
DIRECTION: EB/WB
DATE: May 08 2014

Start Time	Motor-cycles	Cars & Trailer	2 Axle Long	Buses	2 Axle 6 Tire	3 Axle Single	4 Axle Single	<5 Axle Double	5 Axle Double	>6 Axle Double	<6 Axle Multi	6 Axle Multi	>6 Axle Multi	Not Classified	Total
12:00 AM	0	57	17	0	4	0	0	0	0	0	0	0	0	2	80
1:00 AM	0	45	9	0	4	0	0	0	0	0	0	0	0	0	58
2:00 AM	0	22	11	1	2	0	0	0	0	0	0	0	0	0	36
3:00 AM	0	29	9	1	3	0	0	0	0	0	0	0	0	0	42
4:00 AM	0	50	30	0	7	0	0	0	0	0	0	0	0	0	87
5:00 AM	3	256	78	0	53	0	0	3	0	0	0	0	0	2	395
6:00 AM	10	623	231	2	143	3	0	14	0	1	0	0	0	32	1059
7:00 AM	8	1213	282	4	106	1	0	35	2	6	0	0	0	109	1766
8:00 AM	7	1092	330	4	113	5	0	26	2	2	1	0	0	113	1695
9:00 AM	3	889	293	5	102	4	0	14	1	1	0	1	1	66	1380
10:00 AM	10	873	251	6	63	3	0	16	0	1	2	0	2	81	1308
11:00 AM	3	893	296	4	84	2	0	12	1	0	1	1	0	98	1395
12:00 PM	4	871	308	3	99	2	0	16	2	2	0	0	0	94	1401
1:00 PM	10	849	325	5	97	4	0	18	2	0	1	0	0	106	1417
2:00 PM	12	969	345	4	120	2	0	23	2	1	0	0	0	108	1586
3:00 PM	11	1019	392	4	140	5	0	13	0	0	2	1	1	167	1755
4:00 PM	20	1083	402	0	152	3	0	15	2	0	0	0	0	194	1871
5:00 PM	19	1108	368	3	128	6	0	17	1	0	0	0	0	263	1913
6:00 PM	8	1065	288	1	103	1	0	11	0	1	1	0	0	120	1599
7:00 PM	5	836	252	0	77	1	0	7	1	0	0	0	0	44	1223
8:00 PM	6	696	173	0	48	0	0	1	0	0	0	0	0	30	954
9:00 PM	1	501	130	1	37	0	0	1	0	0	0	0	0	7	678
10:00 PM	4	324	74	0	22	0	0	0	0	0	0	0	0	2	426
11:00 PM	3	147	38	0	4	0	0	0	0	0	0	0	0	0	192
Day Total	147	15510	4932	48	1711	42	0	242	16	15	8	3	4	1638	24316
Percent	0.6%	63.8%	20.3%	0.2%	7.0%	0.2%	0.0%	1.0%	0.1%	0.1%	0.0%	0.0%	0.0%	6.7%	
ADT 24316															
AM Peak Volume	6:00 AM	7:00 AM	8:00 AM	10:00 AM	6:00 AM	8:00 AM		7:00 AM	7:00 AM	7:00 AM	10:00 AM	9:00 AM	10:00 AM	8:00 AM	7:00 AM
	10	1213	330	6	143	5		35	2	6	2	1	2	113	1766
PM Peak Volume	4:00 PM	5:00 PM	4:00 PM	1:00 PM	4:00 PM	5:00 PM		2:00 PM	12:00 PM	12:00 PM	3:00 PM	3:00 PM	3:00 PM	5:00 PM	5:00 PM
	20	1108	402	5	152	6		23	2	2	2	1	1	263	1913

Comments:

LOCATION: 1. Green Valley Rd from County Line to Sophia Pkwy SPECIFIC LOCATION: 0 ft from CITY/STATE: El Dorado Hills, CA														QC JOB #: 12004733 DIRECTION: EB/WB DATE: May 09 2014	
Start Time	Motor-cycles	Cars & Trailer	2 Axle Long	Buses	2 Axle 6 Tire	3 Axle Single	4 Axle Single	<5 Axle Double	5 Axle Double	>6 Axle Double	<6 Axle Multi	6 Axle Multi	>6 Axle Multi	Not Classified	Total
12:00 AM	0	73	18	0	9	0	0	1	0	0	0	0	0	0	101
1:00 AM	0	30	9	1	5	0	0	0	0	0	0	0	0	0	45
2:00 AM	0	39	10	0	2	0	0	0	0	0	0	0	0	0	51
3:00 AM	1	32	11	1	1	0	0	0	0	0	0	0	0	0	46
4:00 AM	0	63	19	0	10	0	0	0	2	0	0	0	0	0	94
5:00 AM	3	255	83	0	35	0	0	1	1	0	0	0	0	1	379
6:00 AM	8	592	221	0	113	1	0	6	0	0	0	0	0	33	974
7:00 AM	10	1058	244	0	86	2	0	31	2	1	1	0	0	112	1547
8:00 AM	8	1004	327	0	107	5	0	26	1	3	0	0	0	123	1604
9:00 AM	10	912	294	3	105	6	0	10	1	2	1	0	0	95	1439
10:00 AM	12	914	306	5	89	5	0	14	0	0	0	0	1	88	1434
11:00 AM	11	614	219	2	72	2	0	18	0	0	1	0	0	87	1026
12:00 PM															
1:00 PM															
2:00 PM															
3:00 PM															
4:00 PM															
5:00 PM															
6:00 PM															
7:00 PM															
8:00 PM															
9:00 PM															
10:00 PM															
11:00 PM															
Day Total	63	5586	1761	12	634	21	0	107	7	6	3	0	1	539	8740
Percent	0.7%	63.9%	20.1%	0.1%	7.3%	0.2%	0.0%	1.2%	0.1%	0.1%	0.0%	0.0%	0.0%	6.2%	

AM Peak Volume	10:00 AM	7:00 AM	8:00 AM	10:00 AM	6:00 AM	9:00 AM	7:00 AM	4:00 AM	8:00 AM	7:00 AM	10:00 AM	8:00 AM	8:00 AM
Volume	12	1058	327	5	113	6	31	2	3	1	1	123	1604
PM Peak Volume													

Comments:

LOCATION: 1. Green Valley Rd from County Line to Sophia Pkwy													QC JOB #: 12004733		
SPECIFIC LOCATION: 0 ft from													DIRECTION: EB/WB		
CITY/STATE: El Dorado Hills, CA													DATE: May 02 2014 - May 09 2014		
Start Time	Motor-cycles	Cars & Trailer	2 Axle Long	Buses	2 Axle 6 Tire	3 Axle Single	4 Axle Single	<5 Axle Double	5 Axle Double	>6 Axle Double	<6 Axle Multi	6 Axle Multi	>6 Axle Multi	Not Classified	Total
Grand Total	1483	97623	36080	273	11305	266	2	1636	75	105	56	15	12	10907	159838
Percent	0.9%	61.1%	22.6%	0.2%	7.1%	0.2%	0.0%	1.0%	0.0%	0.1%	0.0%	0.0%	0.0%	6.8%	
ADT 23339															
<i>Comments:</i>															

Report generated on 5/30/2014 3:56 PM

SOURCE: Quality Counts, LLC (<http://www.qualitycounts.net>)



LOCATION: 1. Green Valley Rd from County Line to Sophia Pkwy SPECIFIC LOCATION: 0 ft from CITY/STATE: El Dorado Hills, CA							QC JOB #: 12004733 DIRECTION: EB DATE: May 02 2014 - May 04 2014			
Start Time	Mon	Tue	Wed	Thu	Fri 02-May-14	Average Weekday Hourly Traffic	Sat 03-May-14	Sun 04-May-14	Average Week Hourly Traffic	Average Week Profile
12:00 AM						0	116	151	134	
1:00 AM						0	73	69	71	
2:00 AM						0	45	45	45	
3:00 AM						0	20	21	21	
4:00 AM						0	26	24	25	
5:00 AM						0	53	45	49	
6:00 AM						0	155	87	121	
7:00 AM						0	311	163	237	
8:00 AM						0	471	294	383	
9:00 AM						0	575	464	520	
10:00 AM						0	708	584	646	
11:00 AM						0	854	678	766	
12:00 PM						0	873	786	830	
1:00 PM						0	1069	834	952	
2:00 PM					295	295	944	861	905	
3:00 PM					1062	1062	964	847	958	
4:00 PM					1205	1205	910	942	1019	
5:00 PM					1189	1189	932	815	979	
6:00 PM					1046	1046	790	646	827	
7:00 PM					800	800	670	589	686	
8:00 PM					674	674	577	493	581	
9:00 PM					602	602	521	314	479	
10:00 PM					375	375	364	196	312	
11:00 PM					195	195	231	73	166	
Day Total					7443	7443	12252	10021	12005	
% Weekday Average					100.0%					
% Week Average					62.0%	62.0%	102.1%	83.5%		
AM Peak Volume						12:00 AM	11:00 AM	11:00 AM	11:00 AM	
PM Peak Volume						4:00 PM	4:00 PM	4:00 PM	4:00 PM	
Comments:										

LOCATION: 1. Green Valley Rd from County Line to Sophia Pkwy SPECIFIC LOCATION: 0 ft from CITY/STATE: El Dorado Hills, CA						QC JOB #: 12004733 DIRECTION: EB DATE: May 05 2014 - May 09 2014				
Start Time	Mon 05-May-14	Tue 06-May-14	Wed 07-May-14	Thu 08-May-14	Fri 09-May-14	Average Weekday Hourly Traffic	Sat	Sun	Average Week Hourly Traffic	Average Week Profile
12:00 AM	53	48	66	65	67	60			60	
1:00 AM	31	20	36	35	26	30			30	
2:00 AM	15	16	16	17	30	19			19	
3:00 AM	12	17	23	16	24	18			18	
4:00 AM	21	24	18	15	22	20			20	
5:00 AM	88	76	79	70	74	77			77	
6:00 AM	323	338	334	323	325	329			329	
7:00 AM	465	467	449	525	477	477			477	
8:00 AM	543	566	589	595	595	578			578	
9:00 AM	486	513	479	517	545	508			508	
10:00 AM	517	531	576	538	607	554			554	
11:00 AM	629	646	692	651	492	622			622	
12:00 PM	714	672	770	659		704			704	
1:00 PM	784	760	791	777		778			778	
2:00 PM	895	922	1001	941		940			940	
3:00 PM	1019	1048	1005	993		1016			1016	
4:00 PM	1179	1194	1191	1199		1191			1191	
5:00 PM	1224	1260	1230	1278		1248			1248	
6:00 PM	1037	1079	1145	1050		1078			1078	
7:00 PM	749	778	769	800		774			774	
8:00 PM	567	673	725	670		659			659	
9:00 PM	396	467	496	463		456			456	
10:00 PM	204	238	220	302		241			241	
11:00 PM	104	115	119	116		114			114	
Day Total	12055	12468	12819	12615	3284	12491			12491	
% Weekday Average	162.0%	99.8%	102.6%	101.0%	26.3%					
% Week Average	100.4%	99.8%	102.6%	101.0%	26.3%	100.0%				
AM Peak Volume	11:00 AM 629	11:00 AM 646	11:00 AM 692	11:00 AM 651	10:00 AM 607	11:00 AM 622			11:00 AM 622	
PM Peak Volume	5:00 PM 1224	5:00 PM 1260	5:00 PM 1230	5:00 PM 1278		5:00 PM 1248			5:00 PM 1248	
<i>Comments:</i>										

SUMMARY - Tube Count - Volume Data (Weekend)

LOCATION: 1. Green Valley Rd from County Line to Sophia Pkwy SPECIFIC LOCATION: 0 ft from CITY/STATE: El Dorado Hills, CA				QC JOB #: 12004733 DIRECTION: EB DATE: May 03 2014 - May 04 2014		
Start Time			Sat 03-May-14	Sun 04-May-14	Average Weekend Hourly Traffic	Average Weekend Profile
12:00 AM			116	151	134	
1:00 AM			73	69	71	
2:00 AM			45	45	45	
3:00 AM			20	21	21	
4:00 AM			26	24	25	
5:00 AM			53	45	49	
6:00 AM			155	87	121	
7:00 AM			311	163	237	
8:00 AM			471	294	383	
9:00 AM			575	464	520	
10:00 AM			708	584	646	
11:00 AM			854	678	766	
12:00 PM			873	786	830	
1:00 PM			1069	834	952	
2:00 PM			944	861	903	
3:00 PM			964	847	906	
4:00 PM			910	942	926	
5:00 PM			932	815	874	
6:00 PM			790	646	718	
7:00 PM			670	589	630	
8:00 PM			577	493	535	
9:00 PM			521	314	418	
10:00 PM			364	196	280	
11:00 PM			231	73	152	
Day Total			12252	10021	11142	
% Weekday Average						
% Week Average						
AM Peak			110.0%	89.9%		
Volume			11:00 AM	11:00 AM	11:00 AM	
PM Peak			854	678	766	
Volume			1:00 PM	4:00 PM	1:00 PM	
			1069	942	952	
<i>Comments:</i>						

LOCATION: 1. Green Valley Rd from County Line to Sophia Pkwy SPECIFIC LOCATION: 0 ft from CITY/STATE: El Dorado Hills, CA										QC JOB #: 12004733 DIRECTION: EB DATE: Apr 28 2014 - May 04 2014
Start Time	Mon 28-Apr-14	Tue 29-Apr-14	Wed 30-Apr-14	Thu 01-May-14	Fri 02-May-14	Average Weekday Hourly Traffic	Sat 03-May-14	Sun 04-May-14	Average Week Hourly Traffic	Average Week Profile
12:00 AM	53	48	66	65	67	60	116	151	81	
1:00 AM	31	20	36	35	26	30	73	69	41	
2:00 AM	15	16	16	17	30	19	45	45	26	
3:00 AM	12	17	23	16	24	18	20	21	19	
4:00 AM	21	24	18	15	22	20	26	24	21	
5:00 AM	88	76	79	70	74	77	53	45	69	
6:00 AM	323	338	334	323	325	329	155	87	269	
7:00 AM	465	467	449	525	477	477	311	163	408	
8:00 AM	543	566	589	595	595	578	471	294	522	
9:00 AM	486	513	479	517	545	508	575	464	511	
10:00 AM	517	531	576	538	607	554	708	584	580	
11:00 AM	629	646	692	651	492	622	854	678	663	
12:00 PM	714	672	770	659		704	873	786	746	
1:00 PM	784	760	791	777		778	1069	834	836	
2:00 PM	895	922	1001	941	295	906	944	861	923	
3:00 PM	1019	1048	1005	993	1062	1025	964	847	991	
4:00 PM	1179	1194	1191	1199	1205	1194	910	942	1117	
5:00 PM	1224	1260	1230	1278	1189	1236	932	815	1133	
6:00 PM	1037	1079	1145	1050	1046	1071	790	646	970	
7:00 PM	749	778	769	800	800	779	670	589	736	
8:00 PM	567	673	725	670	674	662	577	493	626	
9:00 PM	396	467	496	463	602	485	521	314	466	
10:00 PM	204	238	220	302	375	268	364	196	271	
11:00 PM	104	115	119	116	195	130	231	73	136	
Day Total	12055	12468	12819	12615	10727	12859	12252	10021	12460	
% Weekday Average	93.7%	97.0%	99.7%	98.1%	83.4%					
% Week Average	96.7%	100.1%	102.9%	101.2%	86.1%	103.2%	98.3%	80.4%		
AM Peak Volume	11:00 AM 629	11:00 AM 646	11:00 AM 692	11:00 AM 651	10:00 AM 607	11:00 AM 622	11:00 AM 854	11:00 AM 678	11:00 AM 663	
PM Peak Volume	5:00 PM 1224	5:00 PM 1260	5:00 PM 1230	5:00 PM 1278	4:00 PM 1205	5:00 PM 1236	1:00 PM 1069	4:00 PM 942	5:00 PM 1133	
<i>Comments:</i>										

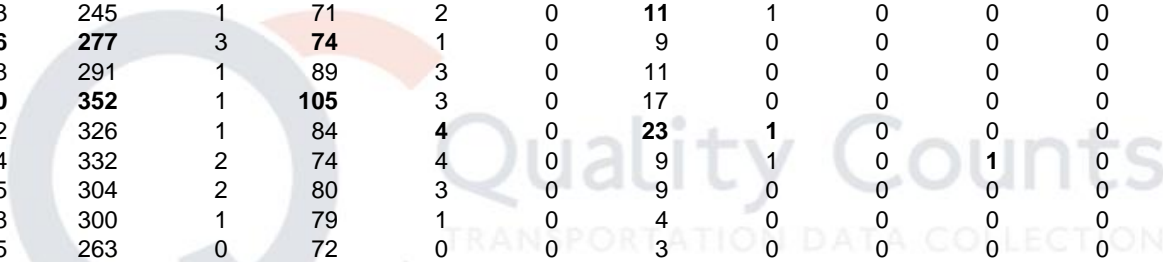
LOCATION: 1. Green Valley Rd from County Line to Sophia Pkwy
SPECIFIC LOCATION: 0 ft from
CITY/STATE: El Dorado Hills, CA

QC JOB #: 12004733
DIRECTION: EB
DATE: May 02 2014

Start Time	Motor-cycles	Cars & Trailer	2 Axle Long	Buses	2 Axle 6 Tire	3 Axle Single	4 Axle Single	<5 Axle Double	5 Axle Double	>6 Axle Double	<6 Axle Multi	6 Axle Multi	>6 Axle Multi	Not Classified	Total
12:00 AM															
1:00 AM															
2:00 AM															
3:00 AM															
4:00 AM															
5:00 AM															
6:00 AM															
7:00 AM															
8:00 AM															
9:00 AM															
10:00 AM															
11:00 AM															
12:00 PM															
1:00 PM															
2:00 PM	2	138	116	1	18	2	0	9	0	0	0	0	0	9	
3:00 PM	7	463	349	2	153	3	0	10	0	0	0	0	0	75	1062
4:00 PM	11	553	428	0	120	5	0	16	0	0	0	0	0	72	1205
5:00 PM	31	502	454	3	88	4	0	17	0	0	0	0	0	90	1189
6:00 PM	16	496	356	1	106	2	0	11	1	0	0	0	0	57	1046
7:00 PM	7	434	266	0	59	0	0	7	0	0	0	0	0	27	800
8:00 PM	7	372	217	0	62	0	0	5	0	0	0	0	0	11	674
9:00 PM	6	328	224	0	38	0	0	1	0	0	0	0	0	5	602
10:00 PM	4	197	139	0	33	0	0	1	0	0	0	0	0	1	375
11:00 PM	5	104	68	0	17	0	0	1	0	0	0	0	0	0	195
Day Total	96	3587	2617	7	694	16	0	78	1	0	0	0	0	347	7443
Percent	1.3%	48.2%	35.2%	0.1%	9.3%	0.2%	0.0%	1.0%	0.0%	0.0%	0.0%	0.0%	0.0%	4.7%	
AM Peak Volume															
PM Peak Volume	5:00 PM	4:00 PM	5:00 PM	5:00 PM	3:00 PM	4:00 PM		5:00 PM	6:00 PM					5:00 PM	4:00 PM
	31	553	454	3	153	5		17	1					90	1205
<i>Comments:</i>															

LOCATION: 1. Green Valley Rd from County Line to Sophia Pkwy **QC JOB #:** 12004733
SPECIFIC LOCATION: 0 ft from **DIRECTION:** EB
CITY/STATE: El Dorado Hills, CA **DATE:** May 03 2014

Start Time	Motor-cycles	Cars & Trailer	2 Axle Long	Buses	2 Axle 6 Tire	3 Axle Single	4 Axle Single	<5 Axle Double	5 Axle Double	>6 Axle Double	<6 Axle Multi	6 Axle Multi	>6 Axle Multi	Not Classified	Total
12:00 AM	2	74	31	1	8	0	0	0	0	0	0	0	0	0	116
1:00 AM	1	47	22	0	2	0	0	0	1	0	0	0	0	0	73
2:00 AM	0	26	14	1	4	0	0	0	0	0	0	0	0	0	45
3:00 AM	0	13	6	0	1	0	0	0	0	0	0	0	0	0	20
4:00 AM	0	16	6	0	2	0	0	2	0	0	0	0	0	0	26
5:00 AM	1	28	11	0	7	0	0	6	0	0	0	0	0	0	53
6:00 AM	2	67	45	0	30	1	0	7	0	0	0	0	0	3	155
7:00 AM	5	143	103	3	41	1	0	7	0	0	0	0	0	8	311
8:00 AM	12	219	137	1	62	2	0	7	1	0	0	0	0	30	471
9:00 AM	12	258	183	2	71	2	0	4	0	0	0	0	0	43	575
10:00 AM	14	303	245	1	71	2	0	11	1	0	0	0	0	60	708
11:00 AM	14	416	277	3	74	1	0	9	0	0	0	0	0	60	854
12:00 PM	18	398	291	1	89	3	0	11	0	0	0	0	0	62	873
1:00 PM	16	490	352	1	105	3	0	17	0	0	0	0	0	85	1069
2:00 PM	24	422	326	1	84	4	0	23	1	0	0	0	0	59	944
3:00 PM	16	464	332	2	74	4	0	9	1	0	1	0	0	61	964
4:00 PM	16	425	304	2	80	3	0	9	0	0	0	0	0	71	910
5:00 PM	9	488	300	1	79	1	0	4	0	0	0	0	0	50	932
6:00 PM	7	425	263	0	72	0	0	3	0	0	0	0	0	20	790
7:00 PM	8	369	218	1	52	0	0	4	0	0	0	0	0	18	670
8:00 PM	5	307	203	1	49	0	0	1	0	0	0	0	0	11	577
9:00 PM	7	289	169	0	45	0	0	1	0	0	0	0	0	10	521
10:00 PM	1	216	110	1	32	0	0	0	1	0	0	0	0	3	364
11:00 PM	1	146	62	4	17	0	0	0	0	0	0	0	0	1	231
Day Total	191	6049	4010	27	1151	27	0	135	6	0	1	0	0	655	12252
Percent	1.6%	49.4%	32.7%	0.2%	9.4%	0.2%	0.0%	1.1%	0.0%	0.0%	0.0%	0.0%	0.0%	5.3%	



ADT 12252	
------------------	--


AM Peak Volume	10:00 AM	11:00 AM	11:00 AM	7:00 AM	11:00 AM	8:00 AM		10:00 AM	1:00 AM					10:00 AM	11:00 AM
PM Peak Volume	2:00 PM	1:00 PM	1:00 PM	11:00 PM	1:00 PM	2:00 PM		2:00 PM	2:00 PM		3:00 PM			1:00 PM	1:00 PM
	14	416	277	3	74	2		11	1					60	854
	24	490	352	4	105	4		23	1		1			85	1069

Comments:

LOCATION: 1. Green Valley Rd from County Line to Sophia Pkwy
SPECIFIC LOCATION: 0 ft from
CITY/STATE: El Dorado Hills, CA

QC JOB #: 12004733
DIRECTION: EB
DATE: May 04 2014

Start Time	Motor-cycles	Cars & Trailer	2 Axle Long	Buses	2 Axle 6 Tire	3 Axle Single	4 Axle Single	<5 Axle Double	5 Axle Double	>6 Axle Double	<6 Axle Multi	6 Axle Multi	>6 Axle Multi	Not Classified	Total
12:00 AM	2	103	40	1	5	0	0	0	0	0	0	0	0	0	151
1:00 AM	0	55	10	0	4	0	0	0	0	0	0	0	0	0	69
2:00 AM	1	33	7	0	4	0	0	0	0	0	0	0	0	0	45
3:00 AM	0	11	7	0	3	0	0	0	0	0	0	0	0	0	21
4:00 AM	0	14	5	1	4	0	0	0	0	0	0	0	0	0	24
5:00 AM	0	32	8	0	5	0	0	0	0	0	0	0	0	0	45
6:00 AM	0	51	25	0	11	0	0	0	0	0	0	0	0	0	87
7:00 AM	4	87	41	0	19	0	0	2	0	0	0	0	0	10	163
8:00 AM	11	154	78	0	37	0	0	4	0	0	0	0	0	10	294
9:00 AM	11	239	144	0	43	0	0	4	1	0	0	0	0	22	464
10:00 AM	9	306	184	1	49	0	0	5	0	0	0	0	0	30	584
11:00 AM	17	321	227	0	66	2	0	6	0	0	0	0	0	39	678
12:00 PM	20	404	228	1	84	0	0	5	0	0	0	0	0	44	786
1:00 PM	17	405	272	0	65	4	0	7	0	0	0	0	0	64	834
2:00 PM	20	423	296	3	71	0	0	5	0	0	0	0	0	43	861
3:00 PM	15	455	263	0	71	3	0	5	1	0	0	0	0	34	847
4:00 PM	17	463	308	0	101	2	0	11	0	0	0	0	0	40	942
5:00 PM	9	457	249	1	54	0	0	6	1	0	0	0	0	38	815
6:00 PM	7	370	191	1	52	0	0	9	0	0	0	0	0	16	646
7:00 PM	3	337	182	0	52	0	0	0	0	0	0	0	0	15	589
8:00 PM	5	270	162	0	48	1	0	1	0	0	0	0	0	6	493
9:00 PM	1	189	89	1	32	0	0	1	0	0	0	0	0	1	314
10:00 PM	0	134	45	1	13	0	0	1	0	0	0	0	0	2	196
11:00 PM	0	47	20	0	6	0	0	0	0	0	0	0	0	0	73
Day Total	169	5360	3081	11	899	12	0	72	3	0	0	0	0	414	10021
Percent	1.7%	53.5%	30.7%	0.1%	9.0%	0.1%	0.0%	0.7%	0.0%	0.0%	0.0%	0.0%	0.0%	4.1%	



ADT 10021	
------------------	--

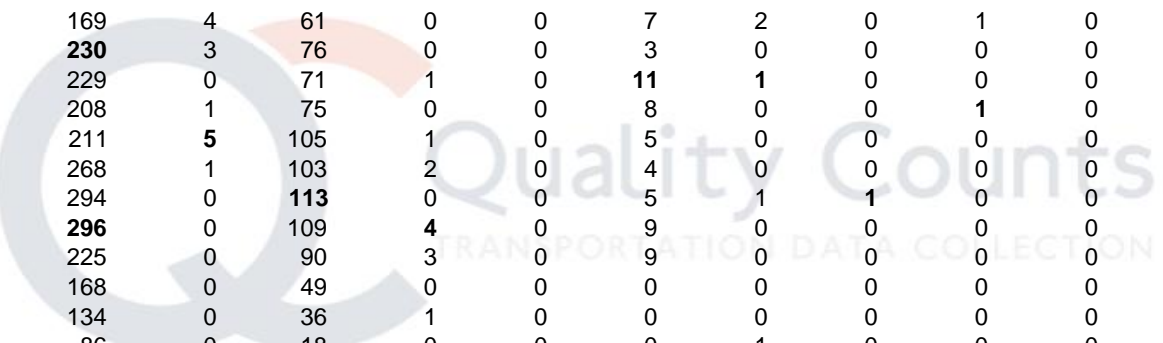
AM Peak Volume	11:00 AM	11:00 AM	11:00 AM	12:00 AM	11:00 AM	11:00 AM		11:00 AM	9:00 AM					11:00 AM	11:00 AM
	17	321	227	1	66	2		6	1					39	678
PM Peak Volume	12:00 PM	4:00 PM	4:00 PM	2:00 PM	4:00 PM	1:00 PM		4:00 PM	3:00 PM					1:00 PM	4:00 PM
	20	463	308	3	101	4		11	1					64	942

Comments:

LOCATION: 1. Green Valley Rd from County Line to Sophia Pkwy
SPECIFIC LOCATION: 0 ft from
CITY/STATE: El Dorado Hills, CA

QC JOB #: 12004733
DIRECTION: EB
DATE: May 05 2014

Start Time	Motor-cycles	Cars & Trailer	2 Axle Long	Buses	2 Axle 6 Tire	3 Axle Single	4 Axle Single	<5 Axle Double	5 Axle Double	>6 Axle Double	<6 Axle Multi	6 Axle Multi	>6 Axle Multi	Not Classified	Total
12:00 AM	0	39	12	0	2	0	0	0	0	0	0	0	0	0	53
1:00 AM	0	20	6	0	4	0	0	1	0	0	0	0	0	0	31
2:00 AM	0	9	5	0	1	0	0	0	0	0	0	0	0	0	15
3:00 AM	0	6	5	0	1	0	0	0	0	0	0	0	0	0	12
4:00 AM	0	13	4	0	4	0	0	0	0	0	0	0	0	0	21
5:00 AM	1	55	19	0	11	0	0	0	0	0	0	0	0	2	88
6:00 AM	1	175	73	1	57	3	0	3	0	0	0	0	0	10	323
7:00 AM	2	263	106	2	42	0	0	10	2	0	0	0	0	38	465
8:00 AM	2	223	165	2	76	3	0	11	0	0	8	0	0	53	543
9:00 AM	3	227	151	6	73	1	0	9	0	0	0	0	0	16	486
10:00 AM	2	242	169	4	61	0	0	7	2	0	1	0	0	29	517
11:00 AM	3	282	230	3	76	0	0	3	0	0	0	0	0	32	629
12:00 PM	3	366	229	0	71	1	0	11	1	0	0	0	0	32	714
1:00 PM	7	448	208	1	75	0	0	8	0	0	1	0	0	36	784
2:00 PM	6	530	211	5	105	1	0	5	0	0	0	0	0	32	895
3:00 PM	7	581	268	1	103	2	0	4	0	0	0	0	0	53	1019
4:00 PM	3	683	294	0	113	0	0	5	1	1	0	0	0	79	1179
5:00 PM	10	713	296	0	109	4	0	9	0	0	0	0	0	83	1224
6:00 PM	5	665	225	0	90	3	0	9	0	0	0	0	0	40	1037
7:00 PM	4	511	168	0	49	0	0	0	0	0	0	0	0	17	749
8:00 PM	3	380	134	0	36	1	0	0	0	0	0	0	0	13	567
9:00 PM	1	286	86	0	18	0	0	0	1	0	0	0	0	4	396
10:00 PM	0	157	36	0	9	0	0	0	0	0	0	0	0	2	204
11:00 PM	0	82	18	0	4	0	0	0	0	0	0	0	0	0	104
Day Total	63	6956	3118	25	1190	19	0	95	7	1	10	0	0	571	12055
Percent	0.5%	57.7%	25.9%	0.2%	9.9%	0.2%	0.0%	0.8%	0.1%	0.0%	0.1%	0.0%	0.0%	4.7%	



ADT 12055															
------------------	--	--	--	--	--	--	--	--	--	--	--	--	--	--	--

AM Peak	9:00 AM	11:00 AM	11:00 AM	9:00 AM	8:00 AM	6:00 AM		8:00 AM	7:00 AM		8:00 AM			8:00 AM	11:00 AM
Volume	3	282	230	6	76	3		11	2		8			53	629
PM Peak	5:00 PM	5:00 PM	5:00 PM	2:00 PM	4:00 PM	5:00 PM		12:00 PM	12:00 PM	4:00 PM	1:00 PM			5:00 PM	5:00 PM
Volume	10	713	296	5	113	4		11	1	1	1			83	1224

Comments:

LOCATION: 1. Green Valley Rd from County Line to Sophia Pkwy SPECIFIC LOCATION: 0 ft from CITY/STATE: El Dorado Hills, CA														QC JOB #: 12004733 DIRECTION: EB DATE: May 06 2014	
Start Time	Motor-cycles	Cars & Trailer	2 Axle Long	Buses	2 Axle 6 Tire	3 Axle Single	4 Axle Single	<5 Axle Double	5 Axle Double	>6 Axle Double	<6 Axle Multi	6 Axle Multi	>6 Axle Multi	Not Classified	Total
12:00 AM	0	37	8	0	3	0	0	0	0	0	0	0	0	0	48
1:00 AM	0	11	7	0	2	0	0	0	0	0	0	0	0	0	20
2:00 AM	0	9	2	1	3	0	0	1	0	0	0	0	0	0	16
3:00 AM	0	12	4	0	1	0	0	0	0	0	0	0	0	0	17
4:00 AM	0	15	7	0	2	0	0	0	0	0	0	0	0	0	24
5:00 AM	2	52	12	0	8	0	0	0	0	0	0	0	0	2	76
6:00 AM	0	186	82	1	44	1	1	3	2	0	0	0	0	18	338
7:00 AM	4	275	83	1	46	2	0	9	0	0	0	0	0	47	467
8:00 AM	3	278	150	2	71	2	0	6	0	0	0	0	1	53	566
9:00 AM	7	285	127	1	53	1	0	2	0	0	0	0	1	36	513
10:00 AM	4	312	120	2	58	2	0	3	1	0	0	0	0	29	531
11:00 AM	4	363	170	3	66	2	0	5	0	0	0	0	0	33	646
12:00 PM	5	370	197	4	58	2	0	7	1	0	0	0	0	28	672
1:00 PM	10	459	191	0	54	3	0	9	1	0	0	0	0	33	760
2:00 PM	4	551	241	1	77	1	0	7	0	0	0	0	0	40	922
3:00 PM	6	626	254	0	96	3	0	5	1	0	0	0	0	57	1048
4:00 PM	11	698	305	0	111	3	0	8	0	0	1	0	0	57	1194
5:00 PM	10	779	254	1	104	5	0	13	0	0	0	0	0	94	1260
6:00 PM	6	721	220	2	86	1	0	6	0	0	0	0	0	37	1079
7:00 PM	5	537	149	0	57	3	0	2	0	0	0	0	0	25	778
8:00 PM	7	460	144	0	45	0	0	2	0	0	0	0	0	15	673
9:00 PM	3	337	91	0	30	1	0	0	0	0	0	0	0	5	467
10:00 PM	3	173	43	0	18	0	0	1	0	0	0	0	0	0	238
11:00 PM	0	96	15	0	3	0	0	1	0	0	0	0	0	0	115
Day Total	94	7642	2876	19	1096	32	1	90	6	0	1	0	2	609	12468
Percent	0.8%	61.3%	23.1%	0.2%	8.8%	0.3%	0.0%	0.7%	0.0%	0.0%	0.0%	0.0%	0.0%	4.9%	
ADT 12468															
AM Peak Volume	9:00 AM	11:00 AM	11:00 AM	11:00 AM	8:00 AM	7:00 AM	6:00 AM	7:00 AM	6:00 AM				8:00 AM	8:00 AM	11:00 AM
	7	363	170	3	71	2	1	9	2				1	53	646
PM Peak Volume	4:00 PM	5:00 PM	4:00 PM	12:00 PM	4:00 PM	5:00 PM		5:00 PM	12:00 PM		4:00 PM			5:00 PM	5:00 PM
	11	779	305	4	111	5		13	1		1			94	1260
<i>Comments:</i>															

LOCATION: 1. Green Valley Rd from County Line to Sophia Pkwy SPECIFIC LOCATION: 0 ft from CITY/STATE: El Dorado Hills, CA														QC JOB #: 12004733 DIRECTION: EB DATE: May 07 2014	
Start Time	Motor-cycles	Cars & Trailer	2 Axle Long	Buses	2 Axle 6 Tire	3 Axle Single	4 Axle Single	<5 Axle Double	5 Axle Double	>6 Axle Double	<6 Axle Multi	6 Axle Multi	>6 Axle Multi	Not Classified	Total
12:00 AM	0	52	12	0	2	0	0	0	0	0	0	0	0	0	66
1:00 AM	1	19	8	0	7	0	0	0	1	0	0	0	0	0	36
2:00 AM	0	12	2	1	1	0	0	0	0	0	0	0	0	0	16
3:00 AM	0	14	6	0	3	0	0	0	0	0	0	0	0	0	23
4:00 AM	0	14	2	0	2	0	0	0	0	0	0	0	0	0	18
5:00 AM	2	58	6	0	11	0	0	0	0	0	0	0	0	2	79
6:00 AM	3	179	77	0	50	1	0	6	0	0	0	0	0	18	334
7:00 AM	6	243	85	2	42	3	0	9	1	0	0	0	0	58	449
8:00 AM	3	345	125	1	63	3	0	12	1	1	0	0	0	35	589
9:00 AM	3	263	123	2	54	2	0	3	0	0	0	0	0	29	479
10:00 AM	4	308	149	1	61	2	0	9	1	0	0	0	0	41	576
11:00 AM	10	378	181	3	79	4	0	11	0	0	0	0	0	26	692
12:00 PM	11	427	217	0	71	4	0	8	0	0	0	0	0	32	770
1:00 PM	13	419	225	1	85	2	0	6	0	0	0	0	0	40	791
2:00 PM	10	606	237	0	87	2	0	11	0	0	0	0	0	48	1001
3:00 PM	5	579	234	0	100	3	0	10	0	0	0	0	0	74	1005
4:00 PM	20	694	299	0	96	5	0	13	1	0	0	0	0	63	1191
5:00 PM	10	741	276	0	102	2	0	6	0	0	0	0	0	93	1230
6:00 PM	12	730	265	1	72	4	0	5	0	0	0	0	0	56	1145
7:00 PM	7	518	159	0	59	0	0	2	0	0	0	1	0	23	769
8:00 PM	7	491	177	0	39	1	0	2	0	0	0	0	0	8	725
9:00 PM	3	341	107	0	36	1	0	1	1	0	0	0	0	6	496
10:00 PM	1	163	39	0	14	0	0	0	0	0	0	0	0	3	220
11:00 PM	0	94	20	0	5	0	0	0	0	0	0	0	0	0	119
Day Total	131	7688	3031	12	1141	39	0	114	6	1	0	1	0	655	12819
Percent	1.0%	60.0%	23.6%	0.1%	8.9%	0.3%	0.0%	0.9%	0.0%	0.0%	0.0%	0.0%	0.0%	5.1%	
ADT 12819															
AM Peak	11:00 AM	11:00 AM	11:00 AM	11:00 AM	11:00 AM	11:00 AM		8:00 AM	1:00 AM	8:00 AM				7:00 AM	11:00 AM
Volume	10	378	181	3	79	4		12	1	1				58	692
PM Peak	4:00 PM	5:00 PM	4:00 PM	1:00 PM	5:00 PM	4:00 PM		4:00 PM	4:00 PM			7:00 PM		5:00 PM	5:00 PM
Volume	20	741	299	1	102	5		13	1			1		93	1230
<i>Comments:</i>															

LOCATION: 1. Green Valley Rd from County Line to Sophia Pkwy SPECIFIC LOCATION: 0 ft from CITY/STATE: El Dorado Hills, CA														QC JOB #: 12004733 DIRECTION: EB DATE: May 08 2014	
Start Time	Motor-cycles	Cars & Trailer	2 Axle Long	Buses	2 Axle 6 Tire	3 Axle Single	4 Axle Single	<5 Axle Double	5 Axle Double	>6 Axle Double	<6 Axle Multi	6 Axle Multi	>6 Axle Multi	Not Classified	Total
12:00 AM	0	46	14	0	4	0	0	0	0	0	0	0	0	1	65
1:00 AM	0	27	5	0	3	0	0	0	0	0	0	0	0	0	35
2:00 AM	0	12	4	1	0	0	0	0	0	0	0	0	0	0	17
3:00 AM	0	10	4	0	2	0	0	0	0	0	0	0	0	0	16
4:00 AM	0	10	5	0	0	0	0	0	0	0	0	0	0	0	15
5:00 AM	1	46	11	0	8	0	0	2	0	0	0	0	0	2	70
6:00 AM	4	176	74	1	54	3	0	2	0	0	0	0	0	9	323
7:00 AM	3	314	109	2	42	1	0	5	0	0	0	0	0	49	525
8:00 AM	2	328	135	1	70	3	0	8	0	0	0	0	0	48	595
9:00 AM	1	271	141	3	66	3	0	9	1	0	0	0	0	22	517
10:00 AM	6	320	133	3	40	2	0	6	0	0	0	0	0	28	538
11:00 AM	3	365	177	2	57	2	0	7	1	0	1	0	0	36	651
12:00 PM	1	360	180	0	71	2	0	10	1	1	0	0	0	33	659
1:00 PM	6	443	196	3	71	2	0	12	2	0	0	0	0	42	777
2:00 PM	7	555	222	1	95	1	0	14	0	0	0	0	0	46	941
3:00 PM	6	563	249	1	99	3	0	5	0	0	1	0	0	66	993
4:00 PM	15	657	300	0	139	3	0	10	2	0	0	0	0	73	1199
5:00 PM	12	733	294	1	105	5	0	13	1	0	0	0	0	114	1278
6:00 PM	5	698	211	0	81	1	0	5	0	0	0	0	0	49	1050
7:00 PM	4	527	185	0	62	1	0	3	1	0	0	0	0	17	800
8:00 PM	4	461	144	0	46	0	0	1	0	0	0	0	0	14	670
9:00 PM	1	332	95	0	31	0	0	1	0	0	0	0	0	3	463
10:00 PM	2	225	59	0	16	0	0	0	0	0	0	0	0	0	302
11:00 PM	2	88	22	0	4	0	0	0	0	0	0	0	0	0	116
Day Total	85	7567	2969	19	1166	32	0	113	9	1	2	0	0	652	12615
Percent	0.7%	60.0%	23.5%	0.2%	9.2%	0.3%	0.0%	0.9%	0.1%	0.0%	0.0%	0.0%	0.0%	5.2%	
ADT 12615															
AM Peak Volume	10:00 AM	11:00 AM	11:00 AM	9:00 AM	8:00 AM	6:00 AM		9:00 AM	9:00 AM		11:00 AM			7:00 AM	11:00 AM
	6	365	177	3	70	3		9	1		1			49	651
PM Peak Volume	4:00 PM	5:00 PM	4:00 PM	1:00 PM	4:00 PM	5:00 PM		2:00 PM	1:00 PM	12:00 PM	3:00 PM			5:00 PM	5:00 PM
	15	733	300	3	139	5		14	2	1	1			114	1278
<i>Comments:</i>															

LOCATION: 1. Green Valley Rd from County Line to Sophia Pkwy SPECIFIC LOCATION: 0 ft from CITY/STATE: El Dorado Hills, CA														QC JOB #: 12004733 DIRECTION: EB DATE: May 09 2014	
Start Time	Motor-cycles	Cars & Trailer	2 Axle Long	Buses	2 Axle 6 Tire	3 Axle Single	4 Axle Single	<5 Axle Double	5 Axle Double	>6 Axle Double	<6 Axle Multi	6 Axle Multi	>6 Axle Multi	Not Classified	Total
12:00 AM	0	46	14	0	7	0	0	0	0	0	0	0	0	0	67
1:00 AM	0	16	4	1	5	0	0	0	0	0	0	0	0	0	26
2:00 AM	0	22	6	0	2	0	0	0	0	0	0	0	0	0	30
3:00 AM	0	19	5	0	0	0	0	0	0	0	0	0	0	0	24
4:00 AM	0	15	5	0	1	0	0	0	1	0	0	0	0	0	22
5:00 AM	1	47	16	0	9	0	0	0	1	0	0	0	0	0	74
6:00 AM	2	180	77	0	49	1	0	3	0	0	0	0	0	13	325
7:00 AM	3	270	95	0	43	2	0	13	1	0	0	0	0	50	477
8:00 AM	5	312	143	0	67	3	0	9	0	0	0	0	0	56	595
9:00 AM	8	283	129	3	68	4	0	5	0	0	0	0	0	45	545
10:00 AM	6	337	158	4	61	3	0	8	0	0	0	0	0	30	607
11:00 AM	6	266	124	1	51	1	0	10	0	0	0	0	0	33	492
12:00 PM															
1:00 PM															
2:00 PM															
3:00 PM															
4:00 PM															
5:00 PM															
6:00 PM															
7:00 PM															
8:00 PM															
9:00 PM															
10:00 PM															
11:00 PM															
Day Total	31	1813	776	9	363	14	0	48	3	0	0	0	0	227	3284
Percent	0.9%	55.2%	23.6%	0.3%	11.1%	0.4%	0.0%	1.5%	0.1%	0.0%	0.0%	0.0%	0.0%	6.9%	
AM Peak	9:00 AM	10:00 AM	10:00 AM	10:00 AM	9:00 AM	9:00 AM		7:00 AM	4:00 AM					8:00 AM	10:00 AM
Volume	8	337	158	4	68	4		13	1					56	607
PM Peak															
Volume															
<i>Comments:</i>															

LOCATION: 1. Green Valley Rd from County Line to Sophia Pkwy													QC JOB #: 12004733		
SPECIFIC LOCATION: 0 ft from													DIRECTION: EB		
CITY/STATE: El Dorado Hills, CA													DATE: May 02 2014 - May 09 2014		
Start Time	Motor-cycles	Cars & Trailer	2 Axle Long	Buses	2 Axle 6 Tire	3 Axle Single	4 Axle Single	<5 Axle Double	5 Axle Double	>6 Axle Double	<6 Axle Multi	6 Axle Multi	>6 Axle Multi	Not Classified	Total
Grand Total	860	46662	22478	129	7700	191	1	745	41	3	14	1	2	4130	82957
Percent	1.0%	56.2%	27.1%	0.2%	9.3%	0.2%	0.0%	0.9%	0.0%	0.0%	0.0%	0.0%	0.0%	5.0%	
ADT 12084															
<i>Comments:</i>															

Report generated on 5/30/2014 3:56 PM

SOURCE: Quality Counts, LLC (<http://www.qualitycounts.net>)



LOCATION: 1. Green Valley Rd from County Line to Sophia Pkwy SPECIFIC LOCATION: 0 ft from CITY/STATE: El Dorado Hills, CA														QC JOB #: 12004733 DIRECTION: WB DATE: May 02 2014			
Start Time	1	16	21	26	31	36	41	46	51	56	61	66	71	76	Total	Pace Speed	Number in Pace
12:00 AM																	
12:15 AM																	
12:30 AM																	
12:45 AM																	
1:00 AM																	
1:15 AM																	
1:30 AM																	
1:45 AM																	
2:00 AM																	
2:15 AM																	
2:30 AM																	
2:45 AM																	
3:00 AM																	
3:15 AM																	
3:30 AM																	
3:45 AM																	
4:00 AM																	
4:15 AM																	
4:30 AM																	
4:45 AM																	
5:00 AM																	
5:15 AM																	
5:30 AM																	
5:45 AM																	
Day Total																	
Percent																	
AM Peak Volume																	
PM Peak Volume																	
<i>Comments:</i>																	

LOCATION: 1. Green Valley Rd from County Line to Sophia Pkwy SPECIFIC LOCATION: 0 ft from CITY/STATE: El Dorado Hills, CA														QC JOB #: 12004733 DIRECTION: WB DATE: May 02 2014			
Start Time	1	16	21	26	31	36	41	46	51	56	61	66	71	76	Total	Pace Speed	Number in Pace
6:00 AM																	
6:15 AM																	
6:30 AM																	
6:45 AM																	
7:00 AM																	
7:15 AM																	
7:30 AM																	
7:45 AM																	
8:00 AM																	
8:15 AM																	
8:30 AM																	
8:45 AM																	
9:00 AM																	
9:15 AM																	
9:30 AM																	
9:45 AM																	
10:00 AM																	
10:15 AM																	
10:30 AM																	
10:45 AM																	
11:00 AM																	
11:15 AM																	
11:30 AM																	
11:45 AM																	
Day Total																	
Percent																	
AM Peak																	
Volume																	
PM Peak																	
Volume																	
<i>Comments:</i>																	



LOCATION: 1. Green Valley Rd from County Line to Sophia Pkwy SPECIFIC LOCATION: 0 ft from CITY/STATE: El Dorado Hills, CA															QC JOB #: 12004733 DIRECTION: WB DATE: May 02 2014																	
Start Time	15	16	20	21	25	26	30	31	35	36	40	41	45	46	50	51	55	56	60	61	65	66	70	71	75	76	999	Total	Pace Speed	Number in Pace		
12:00 PM																																
12:15 PM																																
12:30 PM																																
12:45 PM																																
1:00 PM																																
1:15 PM																																
1:30 PM																																
1:45 PM																																
2:00 PM																																
2:15 PM																																
2:30 PM																																
2:45 PM	16	0	0	0	2	4	17	35	39	29	4	1	0	0	147	46-55	74															
3:00 PM	24	0	0	1	2	8	22	61	47	13	3	0	0	0	181	46-55	108															
3:15 PM	22	2	8	8	15	11	24	42	51	16	1	0	0	0	200	46-55	92															
3:30 PM	40	0	0	2	5	11	30	34	20	21	6	0	0	0	169	41-50	63															
3:45 PM	31	0	1	4	8	13	20	50	45	22	4	1	0	0	199	46-55	95															
4:00 PM	27	0	1	2	3	6	29	56	36	21	3	0	0	0	184	46-55	91															
4:15 PM	31	1	5	3	3	6	26	44	53	21	8	0	0	0	201	46-55	96															
4:30 PM	31	0	3	1	0	4	18	34	43	12	3	0	0	0	149	46-55	76															
4:45 PM	36	1	0	3	13	5	12	32	41	17	5	0	0	0	165	46-55	73															
5:00 PM	28	0	0	2	3	5	17	46	31	8	1	0	0	0	141	46-55	76															
5:15 PM	27	0	8	5	4	5	16	26	21	9	2	0	0	0	123	46-55	47															
5:30 PM	38	3	2	1	1	4	10	24	38	10	1	0	0	0	132	46-55	61															
5:45 PM	36	0	0	5	3	8	24	27	51	11	2	1	0	1	169	46-55	78															
Day Total																																
Percent																																
AM Peak																																
Volume																																
PM Peak																																
Volume																																
Comments:																																

LOCATION: 1. Green Valley Rd from County Line to Sophia Pkwy SPECIFIC LOCATION: 0 ft from CITY/STATE: El Dorado Hills, CA															QC JOB #: 12004733 DIRECTION: WB DATE: May 02 2014		
Start Time	1 15	16 20	21 25	26 30	31 35	36 40	41 45	46 50	51 55	56 60	61 65	66 70	71 75	76 999	Total	Pace Speed	Number in Pace
6:00 PM	36	0	4	7	4	4	14	27	41	18	5	2	0	0	162	46-55	68
6:15 PM	28	0	0	0	0	4	15	37	40	18	7	1	0	0	150	46-55	77
6:30 PM	29	0	0	0	0	1	11	39	43	27	8	2	0	0	160	46-55	81
6:45 PM	16	0	0	2	0	2	7	37	43	22	4	0	0	0	133	46-55	79
7:00 PM	20	0	0	0	0	5	14	33	42	19	3	0	2	0	138	46-55	75
7:15 PM	19	0	1	0	0	4	13	34	43	18	11	3	0	0	146	46-55	76
7:30 PM	15	0	0	0	5	4	12	25	34	14	8	0	0	0	117	46-55	58
7:45 PM	11	0	0	0	0	0	11	40	31	24	5	0	0	0	122	46-55	71
8:00 PM	10	0	0	0	0	3	13	29	34	16	3	1	0	0	109	46-55	62
8:15 PM	5	0	1	0	0	3	12	28	25	13	6	1	0	0	94	46-55	53
8:30 PM	6	0	0	0	0	3	6	18	31	16	3	0	0	0	83	46-55	49
8:45 PM	7	0	1	0	0	2	4	24	24	12	6	0	0	0	80	46-55	47
9:00 PM	9	0	0	0	0	1	8	21	28	21	6	5	0	0	99	51-60	49
9:15 PM	4	0	0	0	0	1	7	17	19	24	5	3	0	0	80	51-60	42
9:30 PM	5	0	0	0	0	1	1	19	27	14	3	1	0	0	71	46-55	46
9:45 PM	7	0	0	0	0	0	1	12	24	18	4	0	0	0	66	51-60	41
10:00 PM	3	0	0	0	1	1	7	12	19	13	5	4	0	0	65	51-60	32
10:15 PM	1	0	0	0	0	0	4	2	19	13	2	2	0	0	43	51-60	32
10:30 PM	3	0	0	0	0	1	2	7	13	10	4	1	0	0	41	51-60	23
10:45 PM	0	0	0	0	0	0	1	4	13	20	4	4	0	0	46	51-60	33
11:00 PM	1	0	0	0	0	0	1	7	10	8	4	0	0	0	31	51-60	18
11:15 PM	1	0	0	0	0	0	0	4	18	12	6	1	0	0	42	51-60	29
11:30 PM	3	0	0	0	0	0	0	8	8	13	1	0	1	0	34	51-60	21
11:45 PM	0	0	0	0	0	0	0	2	5	11	6	1	0	0	25	56-65	17
Day Total	626	7	35	46	72	130	429	997	1150	604	162	35	3	1	4297	46-55	2147
Percent	14.6%	0.2%	0.8%	1.1%	1.7%	3.0%	10.0%	23.2%	26.8%	14.1%	3.8%	0.8%	0.1%	0.0%			
AM Peak Volume																	
PM Peak Volume	3:30 PM 40	5:30 PM 3	3:15 PM 8	3:15 PM 8	3:15 PM 15	3:45 PM 13	3:30 PM 30	3:00 PM 61	4:15 PM 53	2:45 PM 29	7:15 PM 11	9:00 PM 5	7:00 PM 2	5:45 PM 1	4:15 PM 201		
Comments:																	

LOCATION: 1. Green Valley Rd from County Line to Sophia Pkwy SPECIFIC LOCATION: 0 ft from CITY/STATE: El Dorado Hills, CA															QC JOB #: 12004733 DIRECTION: WB DATE: May 03 2014		
Start Time	15	16	21	26	31	36	41	46	51	56	61	66	71	76	Total	Pace Speed	Number in Pace
	15	20	25	30	35	40	45	50	55	60	65	70	75	999			
12:00 AM	1	0	0	0	0	0	4	0	8	10	2	1	0	0	26	51-60	18
12:15 AM	1	0	0	1	0	2	0	2	9	3	3	0	0	0	21	51-60	12
12:30 AM	1	0	0	0	0	0	0	1	2	4	2	1	0	0	11	56-65	6
12:45 AM	0	0	0	0	0	0	0	3	4	4	2	0	0	0	13	51-60	8
1:00 AM	0	0	0	0	0	0	0	1	1	4	6	0	1	0	13	57-66	9
1:15 AM	1	0	0	0	0	0	0	2	4	0	1	2	0	0	10	46-55	6
1:30 AM	0	0	0	0	0	0	0	1	3	6	2	0	1	0	13	55-64	8
1:45 AM	0	0	0	0	1	0	0	0	3	3	2	0	0	0	9	56-65	5
2:00 AM	0	0	0	0	0	0	1	0	1	2	1	0	0	0	5	56-65	3
2:15 AM	0	0	0	0	0	0	0	4	0	0	0	0	0	0	4	41-50	4
2:30 AM	0	0	0	0	0	0	0	0	2	1	0	0	0	0	3	51-60	3
2:45 AM	0	0	0	0	0	0	0	1	2	1	1	0	0	0	5	51-60	3
3:00 AM	0	0	0	0	0	0	0	0	1	0	0	3	0	0	4	61-70	3
3:15 AM	1	0	0	0	0	0	0	0	0	2	1	0	0	0	4	56-65	3
3:30 AM	1	0	0	0	0	0	0	1	1	1	2	1	0	0	7	61-70	3
3:45 AM	1	0	0	0	0	0	0	0	0	3	1	0	0	0	5	56-65	4
4:00 AM	0	0	0	0	0	0	0	1	1	4	1	1	0	0	8	51-60	5
4:15 AM	0	0	0	0	0	0	0	0	3	3	1	0	0	0	7	53-62	5
4:30 AM	1	0	0	0	0	0	0	0	3	5	7	0	0	0	16	56-65	11
4:45 AM	1	0	0	0	0	0	0	0	2	2	2	3	2	0	12	66-75	5
5:00 AM	0	0	0	0	0	0	0	1	2	1	5	4	0	0	13	61-70	9
5:15 AM	5	0	0	0	0	0	2	0	3	7	3	7	0	0	27	56-65	10
5:30 AM	2	0	0	0	0	0	0	3	7	8	7	4	3	0	34	52-61	15
5:45 AM	1	0	0	1	0	0	0	1	8	13	5	2	5	0	36	51-60	21
Day Total																	
Percent																	
AM Peak																	
Volume																	
PM Peak																	
Volume																	
Comments:																	

LOCATION: 1. Green Valley Rd from County Line to Sophia Pkwy SPECIFIC LOCATION: 0 ft from CITY/STATE: El Dorado Hills, CA															QC JOB #: 12004733 DIRECTION: WB DATE: May 03 2014		
Start Time	1 15	16 20	21 25	26 30	31 35	36 40	41 45	46 50	51 55	56 60	61 65	66 70	71 75	76 999	Total	Pace Speed	Number in Pace
6:00 AM	0	0	0	1	0	0	0	2	8	15	13	2	1	0	42	56-65	28
6:15 AM	6	0	0	0	0	0	0	18	8	16	17	6	1	0	72	56-65	33
6:30 AM	4	0	0	0	0	0	0	10	16	25	12	2	0	0	69	51-60	41
6:45 AM	5	0	1	0	0	0	2	6	15	26	22	5	0	0	82	56-65	48
7:00 AM	6	0	0	0	0	0	7	16	29	34	19	5	0	0	116	51-60	62
7:15 AM	6	0	0	0	0	0	6	31	33	29	14	1	0	0	120	48-57	63
7:30 AM	11	0	1	0	0	0	8	27	33	22	17	2	0	0	121	46-55	59
7:45 AM	7	0	0	2	4	13	12	30	34	16	5	1	0	0	124	46-55	63
8:00 AM	16	0	1	0	1	4	12	24	35	30	12	1	0	0	136	51-60	65
8:15 AM	3	0	0	0	0	9	29	38	42	23	5	1	0	0	150	46-55	80
8:30 AM	11	0	1	1	4	8	24	62	56	20	4	0	0	0	191	46-55	117
8:45 AM	10	0	0	6	2	7	41	35	48	13	2	2	0	0	166	46-55	82
9:00 AM	13	0	0	0	2	14	37	58	57	13	4	0	0	0	198	46-55	115
9:15 AM	19	0	3	9	17	22	32	47	32	11	1	1	0	0	194	46-55	79
9:30 AM	31	0	3	9	13	39	43	41	38	14	3	0	0	0	234	41-50	83
9:45 AM	28	0	2	12	13	25	45	53	24	12	2	0	1	0	217	41-50	97
10:00 AM	31	0	2	1	8	30	37	64	41	10	3	1	0	0	228	46-55	104
10:15 AM	20	0	0	3	4	8	31	58	67	20	10	2	0	0	223	46-55	125
10:30 AM	31	1	5	9	8	21	40	43	50	19	4	1	0	0	232	46-55	93
10:45 AM	19	0	1	10	18	31	29	49	22	9	3	2	0	0	193	41-50	78
11:00 AM	28	1	5	10	13	32	31	44	29	11	5	1	0	0	210	41-50	75
11:15 AM	28	0	3	2	7	11	38	53	34	11	1	0	0	0	188	42-51	90
11:30 AM	28	0	2	3	14	44	44	55	43	16	4	0	0	0	253	41-50	99
11:45 AM	21	5	6	8	10	15	43	64	42	12	0	0	0	0	226	41-50	107
Day Total																	
Percent																	
AM Peak Volume																	
PM Peak Volume																	
Comments:																	

LOCATION: 1. Green Valley Rd from County Line to Sophia Pkwy SPECIFIC LOCATION: 0 ft from CITY/STATE: El Dorado Hills, CA															QC JOB #: 12004733 DIRECTION: WB DATE: May 03 2014		
Start Time	1 15	16 20	21 25	26 30	31 35	36 40	41 45	46 50	51 55	56 60	61 65	66 70	71 75	76 999	Total	Pace Speed	Number in Pace
12:00 PM	28	3	1	17	13	22	53	45	30	12	1	0	0	0	225	41-50	98
12:15 PM	34	3	1	4	12	23	24	39	33	16	4	0	0	0	193	46-55	71
12:30 PM	29	0	6	6	10	23	41	54	38	11	2	0	0	0	220	41-50	95
12:45 PM	25	0	1	0	0	14	26	36	45	12	2	1	0	0	162	46-55	81
1:00 PM	25	1	0	3	3	8	18	51	47	25	6	0	0	0	187	46-55	98
1:15 PM	26	0	0	0	2	8	34	58	44	17	2	0	0	0	191	46-55	102
1:30 PM	33	0	1	1	7	11	23	33	14	7	2	0	0	0	132	41-50	55
1:45 PM	22	0	0	1	0	11	32	59	54	13	3	0	0	0	195	46-55	113
2:00 PM	21	0	0	0	6	15	33	46	38	9	4	0	0	0	172	46-55	83
2:15 PM	36	4	3	1	0	9	12	40	42	19	1	0	0	0	167	46-55	82
2:30 PM	29	3	2	5	6	14	23	36	27	20	2	1	0	0	168	46-55	63
2:45 PM	25	0	0	6	4	6	32	43	36	29	6	1	0	0	188	46-55	78
3:00 PM	29	0	1	3	4	13	20	41	45	14	3	0	0	0	173	46-55	86
3:15 PM	35	0	0	3	0	14	24	50	30	15	6	1	0	0	178	46-55	80
3:30 PM	29	1	7	3	22	20	31	33	24	12	6	0	0	0	188	41-50	63
3:45 PM	21	0	0	4	10	5	18	26	41	18	3	1	0	0	147	46-55	67
4:00 PM	25	2	9	14	12	19	30	30	23	14	3	0	0	0	181	41-50	60
4:15 PM	36	0	2	1	14	19	22	34	23	13	0	0	0	0	164	46-55	56
4:30 PM	24	1	1	1	2	1	32	55	43	27	3	1	0	0	191	46-55	97
4:45 PM	28	0	1	2	1	19	31	46	30	8	3	0	0	0	169	41-50	77
5:00 PM	24	0	3	1	0	7	19	39	39	19	2	1	0	0	154	46-55	78
5:15 PM	16	0	0	1	5	8	30	62	46	23	6	1	0	0	198	46-55	107
5:30 PM	23	0	0	2	0	7	26	42	57	36	4	1	0	0	198	46-55	99
5:45 PM	20	0	1	0	1	7	19	41	63	27	4	1	0	0	184	46-55	103
Day Total																	
Percent																	
AM Peak																	
Volume																	
PM Peak																	
Volume																	
Comments:																	

LOCATION: 1. Green Valley Rd from County Line to Sophia Pkwy SPECIFIC LOCATION: 0 ft from CITY/STATE: El Dorado Hills, CA															QC JOB #: 12004733 DIRECTION: WB DATE: May 03 2014		
Start Time	1 15	16 20	21 25	26 30	31 35	36 40	41 45	46 50	51 55	56 60	61 65	66 70	71 75	76 999	Total	Pace Speed	Number in Pace
6:00 PM	19	0	0	0	0	2	12	41	54	30	12	0	0	0	170	46-55	95
6:15 PM	13	0	0	0	0	6	15	32	40	33	6	0	1	0	146	51-60	72
6:30 PM	12	1	1	0	0	6	22	44	39	29	3	1	0	0	158	46-55	83
6:45 PM	9	1	0	0	0	14	10	28	32	15	4	0	0	0	113	46-55	60
7:00 PM	11	0	0	0	3	1	15	36	25	21	7	0	0	0	119	46-55	61
7:15 PM	9	0	1	0	0	2	18	22	37	20	5	1	0	1	116	46-55	59
7:30 PM	9	0	0	0	0	3	11	38	35	14	5	1	0	0	116	46-55	73
7:45 PM	15	0	0	0	0	0	7	12	41	22	10	2	0	0	109	51-60	63
8:00 PM	8	0	0	0	0	1	11	26	37	16	3	1	0	0	103	46-55	63
8:15 PM	5	0	0	0	0	1	6	17	28	20	8	1	0	0	86	51-60	48
8:30 PM	3	0	0	0	0	4	8	34	30	12	1	1	0	0	93	46-55	64
8:45 PM	2	0	0	0	0	0	5	14	30	19	9	0	0	0	79	51-60	48
9:00 PM	12	0	0	0	0	1	8	21	31	29	7	2	0	0	111	51-60	59
9:15 PM	7	0	0	1	0	0	3	19	29	13	4	1	0	0	77	46-55	47
9:30 PM	7	0	0	1	0	1	5	12	25	11	12	0	0	0	74	46-55	37
9:45 PM	4	0	0	0	0	0	2	13	18	12	4	0	0	0	53	46-55	31
10:00 PM	8	0	0	0	1	1	4	7	19	24	3	4	0	0	71	51-60	42
10:15 PM	0	0	0	0	0	0	4	12	23	12	6	3	1	0	61	50-59	35
10:30 PM	1	0	0	0	0	0	8	7	24	18	2	2	0	0	62	51-60	41
10:45 PM	5	0	0	0	0	0	4	16	21	18	6	2	0	0	72	51-60	39
11:00 PM	2	0	0	0	0	0	5	15	24	12	4	0	0	0	62	47-56	38
11:15 PM	1	0	0	0	0	0	2	8	21	11	0	0	0	0	43	51-60	32
11:30 PM	0	0	0	0	0	0	0	6	12	9	2	0	1	0	30	51-60	20
11:45 PM	0	0	0	0	1	1	2	4	13	12	0	2	1	0	36	51-60	24
Day Total	1204	27	78	169	278	682	1438	2473	2506	1362	440	99	19	1	10776	46-55	4979
Percent	11.2%	0.3%	0.7%	1.6%	2.6%	6.3%	13.3%	22.9%	23.3%	12.6%	4.1%	0.9%	0.2%	0.0%			
ADT 10776																	
AM Peak Volume	9:30 AM	11:45 AM	11:45 AM	9:45 AM	10:45 AM	11:30 AM	9:45 AM	10:00 AM	10:15 AM	7:00 AM	6:45 AM	5:15 AM	5:45 AM		11:30 AM		
	31	5	6	12	18	44	45	64	67	34	22	7	5		253		
PM Peak Volume	2:15 PM	2:15 PM	4:00 PM	12:00 PM	3:30 PM	12:15 PM	12:00 PM	5:15 PM	5:45 PM	5:30 PM	6:00 PM	10:00 PM	6:15 PM	7:15 PM			
	36	4	9	17	22	23	53	62	63	36	12	4	1	1	225		
<i>Comments:</i>																	

LOCATION: 1. Green Valley Rd from County Line to Sophia Pkwy SPECIFIC LOCATION: 0 ft from CITY/STATE: El Dorado Hills, CA															QC JOB #: 12004733 DIRECTION: WB DATE: May 04 2014		
Start Time	15	20	25	30	35	40	45	50	55	60	65	70	75	999	Total	Pace Speed	Number in Pace
12:00 AM	0	1	0	2	4	1	2	4	8	2	0	0	0	0	24	46-55	12
12:15 AM	1	0	0	0	0	0	1	2	7	7	5	0	0	0	23	53-62	13
12:30 AM	0	1	0	0	0	0	1	3	0	8	0	1	0	0	14	51-60	8
12:45 AM	1	0	0	0	0	0	1	1	8	6	0	0	0	0	17	51-60	13
1:00 AM	3	0	0	0	0	0	0	3	3	6	6	1	0	0	22	56-65	11
1:15 AM	0	0	0	1	0	0	2	3	4	4	1	0	0	0	15	51-60	8
1:30 AM	0	0	0	0	0	0	0	1	6	5	2	1	0	0	15	51-60	11
1:45 AM	0	0	0	0	0	0	1	2	4	8	2	0	0	0	17	51-60	12
2:00 AM	0	0	0	0	0	0	0	2	2	3	1	0	1	0	9	55-64	4
2:15 AM	0	0	1	0	0	0	1	1	3	1	2	0	0	0	9	46-55	4
2:30 AM	0	0	0	0	0	0	0	2	2	3	2	0	0	0	9	56-65	5
2:45 AM	1	0	0	0	0	0	0	0	2	3	3	0	0	0	9	57-66	5
3:00 AM	0	0	0	0	0	0	0	0	1	2	0	0	0	0	3	51-60	3
3:15 AM	0	0	0	0	0	0	1	0	3	2	0	0	0	0	6	51-60	5
3:30 AM	1	1	0	0	0	0	0	0	0	2	1	0	0	0	5	56-65	3
3:45 AM	0	0	0	0	0	0	0	1	1	1	1	0	1	0	5	56-65	2
4:00 AM	0	0	0	0	0	0	0	0	0	0	2	0	1	0	3	56-65	2
4:15 AM	0	0	0	0	0	0	0	0	0	1	1	1	0	0	2	61-70	2
4:30 AM	0	0	0	0	0	0	0	0	3	2	2	0	0	0	7	51-60	5
4:45 AM	4	0	0	0	0	0	2	0	3	3	4	1	0	0	17	56-65	7
5:00 AM	0	0	0	0	0	0	0	0	2	2	2	0	0	0	6	56-65	4
5:15 AM	1	0	0	0	0	0	0	2	5	8	2	1	0	0	19	51-60	13
5:30 AM	3	0	0	0	0	0	0	0	0	8	6	3	3	0	23	56-65	13
5:45 AM	2	0	0	0	0	0	1	0	6	9	5	4	1	0	28	51-60	15
Day Total																	
Percent																	
AM Peak																	
Volume																	
PM Peak																	
Volume																	
Comments:																	

LOCATION: 1. Green Valley Rd from County Line to Sophia Pkwy SPECIFIC LOCATION: 0 ft from CITY/STATE: El Dorado Hills, CA															QC JOB #: 12004733 DIRECTION: WB DATE: May 04 2014		
Start Time	15	20	25	30	35	40	45	50	55	60	65	70	75	999	Total	Pace Speed	Number in Pace
6:00 AM	5	0	0	0	0	0	0	3	3	10	11	9	4	0	45	56-65	21
6:15 AM	3	0	0	0	0	0	0	0	9	13	9	3	2	1	40	51-60	22
6:30 AM	2	0	0	1	0	0	0	6	14	18	11	6	2	3	63	51-60	32
6:45 AM	2	0	0	0	0	0	1	2	17	18	17	5	1	0	63	53-62	35
7:00 AM	3	0	0	0	0	0	3	11	12	19	12	6	4	0	70	56-65	30
7:15 AM	4	0	0	0	0	0	7	13	29	25	12	5	1	0	96	51-60	54
7:30 AM	6	0	0	0	0	0	4	13	25	21	9	2	0	0	80	51-60	46
7:45 AM	6	0	0	0	0	0	2	14	36	34	10	3	0	0	105	51-60	70
8:00 AM	5	0	0	0	0	0	5	15	34	21	16	1	2	0	99	51-60	55
8:15 AM	7	0	0	0	0	10	16	25	34	30	10	3	0	0	135	51-60	64
8:30 AM	9	0	1	1	2	18	23	44	37	18	8	1	1	0	163	46-55	81
8:45 AM	8	0	0	0	0	14	24	40	42	46	8	0	0	1	183	51-60	87
9:00 AM	9	1	1	0	1	12	30	49	52	28	5	0	1	0	189	46-55	101
9:15 AM	10	0	0	0	1	7	33	44	26	32	4	1	0	0	158	41-50	77
9:30 AM	10	1	0	0	9	13	45	47	41	27	5	0	0	0	198	41-50	92
9:45 AM	9	0	5	4	10	15	19	40	46	28	3	0	0	0	179	46-55	85
10:00 AM	9	1	1	0	8	12	27	40	44	29	1	1	0	0	173	46-55	84
10:15 AM	15	0	0	1	3	13	19	58	52	25	0	2	0	0	188	46-55	110
10:30 AM	28	0	0	0	1	15	36	52	45	21	6	0	0	0	204	46-55	97
10:45 AM	18	0	0	1	2	18	40	61	42	18	2	0	0	0	202	46-55	103
11:00 AM	18	1	0	7	11	39	54	42	52	21	5	0	0	0	250	41-50	96
11:15 AM	12	1	2	12	17	17	45	57	36	11	2	0	0	0	212	41-50	102
11:30 AM	24	0	0	1	10	29	28	45	32	16	4	1	0	0	190	46-55	77
11:45 AM	19	0	0	3	3	22	44	57	44	11	1	1	1	0	206	46-55	101
Day Total																	
Percent																	
AM Peak Volume																	
PM Peak Volume																	
Comments:																	

LOCATION: 1. Green Valley Rd from County Line to Sophia Pkwy SPECIFIC LOCATION: 0 ft from CITY/STATE: El Dorado Hills, CA															QC JOB #: 12004733 DIRECTION: WB DATE: May 04 2014		
Start Time	15	16	21	26	31	36	41	46	51	56	61	66	71	76	Total	Pace Speed	Number in Pace
	15	20	25	30	35	40	45	50	55	60	65	70	75	999			
12:00 PM	24	0	1	1	10	24	46	66	29	16	2	1	0	0	220	41-50	111
12:15 PM	19	0	0	0	1	14	56	62	51	17	12	3	0	0	235	41-50	118
12:30 PM	18	0	9	12	8	12	28	39	40	20	2	2	0	0	190	46-55	79
12:45 PM	17	0	1	7	8	18	36	59	43	13	0	0	0	0	202	46-55	101
1:00 PM	31	0	3	0	9	11	39	52	49	19	1	0	0	0	214	46-55	101
1:15 PM	20	0	0	0	6	16	38	56	44	10	4	0	0	0	194	46-55	100
1:30 PM	20	0	8	12	9	32	31	44	25	5	3	1	0	0	190	41-50	75
1:45 PM	27	1	2	2	4	13	35	40	46	18	5	1	0	0	194	46-55	85
2:00 PM	15	1	1	6	11	20	26	29	39	24	4	0	0	0	176	46-55	68
2:15 PM	13	0	0	1	0	9	36	33	46	17	1	2	0	0	158	46-55	79
2:30 PM	23	0	0	0	5	11	29	29	47	25	7	2	0	0	178	46-55	76
2:45 PM	19	0	0	1	9	19	29	40	42	18	5	1	0	0	183	46-55	82
3:00 PM	19	1	0	2	0	4	21	38	34	18	4	1	0	0	142	46-55	72
3:15 PM	17	0	2	1	6	21	18	40	45	16	2	0	0	0	168	46-55	85
3:30 PM	11	3	9	9	4	20	26	50	27	8	3	0	0	0	170	46-55	77
3:45 PM	20	0	1	1	5	10	20	54	39	11	4	0	0	0	165	46-55	93
4:00 PM	26	0	1	1	6	7	29	40	43	15	2	2	0	0	172	46-55	82
4:15 PM	21	0	1	1	4	9	28	35	36	23	2	0	0	0	160	46-55	71
4:30 PM	16	0	0	1	0	5	14	31	48	31	6	1	0	0	153	51-60	78
4:45 PM	12	0	0	2	2	12	25	30	28	22	9	0	0	0	142	46-55	57
5:00 PM	14	1	0	3	4	5	17	28	43	26	6	0	0	0	147	48-57	70
5:15 PM	17	0	0	0	0	1	28	37	46	17	2	1	0	0	149	46-55	82
5:30 PM	12	0	1	0	0	5	15	30	52	33	7	1	0	0	156	51-60	84
5:45 PM	24	0	0	4	1	4	21	47	32	15	6	0	0	0	154	46-55	79
Day Total																	
Percent																	
AM Peak Volume																	
PM Peak Volume																	
Comments:																	

LOCATION: 1. Green Valley Rd from County Line to Sophia Pkwy
SPECIFIC LOCATION: 0 ft from
CITY/STATE: El Dorado Hills, CA

QC JOB #: 12004733
DIRECTION: WB
DATE: May 04 2014

Start Time	15	16	21	26	31	36	41	46	51	56	61	66	71	76	Total	Pace Speed	Number in Pace
	15	20	25	30	35	40	45	50	55	60	65	70	75	999			
6:00 PM	18	0	0	0	0	6	19	36	36	9	6	0	0	0	130	46-55	72
6:15 PM	8	0	1	0	0	1	14	37	42	29	6	0	0	0	138	46-55	79
6:30 PM	11	0	0	0	0	4	11	25	42	18	6	1	0	0	118	46-55	67
6:45 PM	8	0	0	1	0	1	10	18	23	21	12	1	0	0	95	51-60	44
7:00 PM	6	0	0	1	0	0	7	15	26	20	5	0	0	0	80	51-60	46
7:15 PM	15	0	0	0	0	3	9	16	30	16	2	0	0	0	91	51-60	46
7:30 PM	9	0	0	0	0	0	15	22	21	13	8	1	0	0	89	46-55	43
7:45 PM	8	0	0	0	0	1	8	20	39	18	4	1	0	0	99	48-57	58
8:00 PM	4	0	0	0	0	1	9	25	20	18	1	1	0	0	79	46-55	45
8:15 PM	9	1	0	0	0	2	8	24	24	18	5	1	0	0	92	46-55	47
8:30 PM	4	0	0	0	0	0	6	16	17	12	10	1	0	0	66	46-55	33
8:45 PM	5	0	0	2	1	1	7	22	19	13	4	0	0	0	74	46-55	40
9:00 PM	4	0	0	0	0	1	0	7	15	19	5	2	0	0	53	51-60	33
9:15 PM	1	0	0	0	0	0	5	6	22	16	4	2	0	0	56	51-60	38
9:30 PM	2	0	0	0	0	1	3	12	11	17	2	1	0	0	49	51-60	27
9:45 PM	1	0	0	0	0	1	5	5	16	11	7	1	0	0	47	51-60	27
10:00 PM	1	0	0	0	0	0	0	6	11	2	6	1	0	0	27	46-55	17
10:15 PM	3	0	0	0	0	0	0	3	9	13	4	1	0	1	34	51-60	22
10:30 PM	2	0	1	0	0	1	4	4	9	4	1	0	0	0	26	51-60	13
10:45 PM	0	0	0	0	0	0	2	4	9	5	1	0	0	0	21	51-60	14
11:00 PM	0	0	0	0	0	0	0	2	6	5	5	3	0	0	21	51-60	11
11:15 PM	1	0	0	0	0	0	0	0	4	3	2	1	0	0	11	53-62	6
11:30 PM	0	0	0	0	0	0	0	2	3	7	3	1	0	0	16	56-65	10
11:45 PM	0	0	0	0	0	0	0	0	1	5	1	0	0	0	7	51-60	6
Day Total	833	16	53	105	195	581	1351	2141	2306	1384	430	102	26	6	9529	46-55	4447
Percent	8.7%	0.2%	0.6%	1.1%	2.0%	6.1%	14.2%	22.5%	24.2%	14.5%	4.5%	1.1%	0.3%	0.1%			
ADT 9529																	
AM Peak Volume	10:30 AM	12:00 AM	9:45 AM	11:15 AM	11:15 AM	11:00 AM	11:00 AM	10:45 AM	9:00 AM	8:45 AM	6:45 AM	6:00 AM	6:00 AM	6:30 AM	11:00 AM		
	28	1	5	12	17	39	54	61	52	46	17	9	4	3	250		
PM Peak Volume	1:00 PM	3:30 PM	12:30 PM	12:30 PM	2:00 PM	1:30 PM	12:15 PM	12:00 PM	5:30 PM	5:30 PM	12:15 PM	12:15 PM		10:15 PM	12:15 PM		
	31	3	9	12	11	32	56	66	52	33	12	3		1	235		

Comments:

LOCATION: 1. Green Valley Rd from County Line to Sophia Pkwy SPECIFIC LOCATION: 0 ft from CITY/STATE: El Dorado Hills, CA															QC JOB #: 12004733 DIRECTION: WB DATE: May 05 2014		
Start Time	15	16	21	26	31	36	41	46	51	56	61	66	71	76	Total	Pace Speed	Number in Pace
	15	20	25	30	35	40	45	50	55	60	65	70	75	999			
12:00 AM	0	0	0	0	0	0	0	0	1	4	3	0	0	0	8	57-66	6
12:15 AM	0	0	0	0	0	0	0	3	3	0	1	0	0	0	7	47-56	5
12:30 AM	0	0	1	0	0	0	0	1	1	1	0	0	0	0	4	51-60	2
12:45 AM	0	0	0	0	0	0	0	0	3	5	2	1	0	1	12	51-60	8
1:00 AM	0	0	0	0	0	0	0	0	3	3	1	0	0	0	7	53-62	5
1:15 AM	0	0	0	0	0	0	0	1	1	1	0	0	0	0	3	51-60	2
1:30 AM	0	0	0	0	0	0	0	0	1	0	1	0	0	0	2	46-55	1
1:45 AM	1	0	0	0	0	0	0	0	1	0	0	0	0	0	2	46-55	1
2:00 AM	0	0	0	0	0	0	0	1	0	1	0	3	0	0	5	61-70	3
2:15 AM	0	0	0	0	0	0	0	1	2	2	0	1	0	0	6	51-60	4
2:30 AM	1	0	0	0	0	0	0	0	0	2	1	0	0	0	4	56-65	3
2:45 AM	1	0	0	0	0	0	0	1	0	2	0	0	0	0	4	51-60	2
3:00 AM	0	0	0	0	0	0	0	0	0	1	3	1	0	0	5	56-65	4
3:15 AM	1	0	0	0	0	0	0	1	0	1	0	0	0	0	3	41-50	1
3:30 AM	0	0	0	0	0	0	0	0	0	4	3	0	0	0	7	57-66	6
3:45 AM	2	0	0	0	0	1	1	0	3	1	3	2	0	0	13	61-70	5
4:00 AM	0	0	0	0	0	0	0	0	1	2	1	1	0	0	5	56-65	3
4:15 AM	0	0	0	0	0	0	0	2	7	3	3	0	0	0	15	51-60	10
4:30 AM	1	0	1	0	1	0	0	1	3	7	5	2	1	0	22	56-65	12
4:45 AM	1	0	0	0	0	0	1	2	7	8	6	4	0	0	29	51-60	15
5:00 AM	0	0	0	0	0	0	1	1	8	12	13	1	0	0	36	56-65	25
5:15 AM	5	0	0	0	0	0	0	5	16	23	18	3	1	0	71	56-65	40
5:30 AM	2	0	0	0	0	0	0	4	11	31	17	9	3	1	78	56-65	48
5:45 AM	7	0	0	0	0	0	0	12	28	45	32	7	4	1	136	56-65	77
Day Total																	
Percent																	
AM Peak Volume																	
PM Peak Volume																	
Comments:																	

LOCATION: 1. Green Valley Rd from County Line to Sophia Pkwy SPECIFIC LOCATION: 0 ft from CITY/STATE: El Dorado Hills, CA															QC JOB #: 12004733 DIRECTION: WB DATE: May 05 2014		
Start Time	1 15	16 20	21 25	26 30	31 35	36 40	41 45	46 50	51 55	56 60	61 65	66 70	71 75	76 999	Total	Pace Speed	Number in Pace
6:00 AM	6	0	0	0	0	0	0	5	13	42	33	13	4	0	116	56-65	74
6:15 AM	6	0	0	0	0	0	1	14	40	33	37	10	2	1	144	52-61	72
6:30 AM	8	0	0	0	1	19	26	19	69	47	20	1	0	0	210	51-60	116
6:45 AM	14	0	1	0	0	3	19	59	73	40	24	4	1	0	238	46-55	132
7:00 AM	13	0	0	0	2	14	34	54	88	33	9	0	0	0	247	46-55	142
7:15 AM	11	2	9	17	7	14	38	52	83	37	3	0	0	0	273	46-55	135
7:30 AM	24	2	4	7	9	29	64	90	62	24	5	0	0	0	320	41-50	154
7:45 AM	26	0	5	5	21	31	52	66	74	35	8	1	1	0	325	46-55	140
8:00 AM	15	0	0	4	23	48	58	61	37	21	5	0	0	0	272	41-50	118
8:15 AM	26	0	7	10	14	24	42	45	48	23	4	1	0	0	244	46-55	92
8:30 AM	16	0	1	6	16	23	27	66	58	26	4	1	0	0	244	46-55	123
8:45 AM	26	7	32	30	34	50	60	27	16	6	0	1	0	0	289	36-45	110
9:00 AM	7	0	0	4	11	20	61	79	56	21	0	0	0	0	259	41-50	140
9:15 AM	6	0	0	0	2	15	24	57	51	25	7	0	0	0	187	46-55	107
9:30 AM	6	0	0	0	2	9	25	52	73	39	5	0	0	0	211	46-55	124
9:45 AM	11	0	1	0	9	13	36	52	46	20	2	0	0	0	190	46-55	97
10:00 AM	22	1	1	0	0	12	22	48	55	17	10	0	0	0	188	46-55	103
10:15 AM	16	0	0	2	8	22	26	51	34	21	3	2	0	0	185	46-55	85
10:30 AM	11	0	0	0	6	15	38	56	52	21	3	0	0	0	202	46-55	108
10:45 AM	7	1	1	4	2	12	20	30	69	20	6	2	0	0	174	46-55	99
11:00 AM	12	0	1	4	7	13	24	60	47	15	3	0	0	0	186	46-55	107
11:15 AM	7	0	1	0	10	5	31	43	51	19	6	0	0	0	173	46-55	93
11:30 AM	8	0	1	1	8	12	39	51	48	20	1	2	0	0	191	46-55	98
11:45 AM	15	0	2	0	2	10	25	37	59	30	7	0	0	0	187	46-55	96
Day Total																	
Percent																	
AM Peak																	
Volume																	
PM Peak																	
Volume																	
Comments:																	

LOCATION: 1. Green Valley Rd from County Line to Sophia Pkwy SPECIFIC LOCATION: 0 ft from CITY/STATE: El Dorado Hills, CA															QC JOB #: 12004733 DIRECTION: WB DATE: May 05 2014		
Start Time	1 15	16 20	21 25	26 30	31 35	36 40	41 45	46 50	51 55	56 60	61 65	66 70	71 75	76 999	Total	Pace Speed	Number in Pace
12:00 PM	12	0	3	0	0	0	14	43	50	18	2	2	0	0	144	46-55	93
12:15 PM	15	0	2	1	0	22	17	40	52	28	4	1	0	0	182	46-55	92
12:30 PM	15	3	2	4	5	10	17	37	49	22	5	1	0	0	170	46-55	86
12:45 PM	17	0	0	1	2	20	25	42	40	8	4	0	0	0	159	46-55	82
1:00 PM	17	0	1	0	0	3	23	34	45	19	4	0	1	0	147	46-55	79
1:15 PM	20	0	1	0	3	8	20	65	65	21	5	0	0	0	208	46-55	130
1:30 PM	12	0	0	0	4	13	31	48	42	14	4	0	0	0	168	46-55	90
1:45 PM	16	0	0	0	0	4	18	33	45	27	2	0	0	0	145	46-55	78
2:00 PM	18	0	1	0	1	4	20	42	51	21	3	1	0	0	162	46-55	92
2:15 PM	20	0	1	1	5	14	34	61	51	14	3	0	0	0	204	46-55	111
2:30 PM	19	0	4	2	3	10	17	42	47	24	2	0	0	0	170	46-55	89
2:45 PM	18	1	0	0	1	12	34	34	41	23	1	1	0	0	166	46-55	75
3:00 PM	17	1	2	3	1	4	26	40	42	20	3	0	0	0	159	46-55	82
3:15 PM	16	0	3	0	1	8	33	60	42	13	2	0	0	0	178	46-55	102
3:30 PM	23	0	0	0	12	24	28	47	37	12	0	0	0	0	183	46-55	84
3:45 PM	26	0	0	0	0	7	28	33	34	11	2	0	0	1	142	46-55	67
4:00 PM	26	0	0	1	3	9	26	35	36	19	2	0	0	0	157	46-55	71
4:15 PM	31	0	1	1	2	11	17	35	28	21	2	0	0	0	149	46-55	62
4:30 PM	24	0	0	1	2	11	17	31	45	9	2	0	0	0	142	46-55	76
4:45 PM	33	0	1	0	3	21	30	34	48	14	3	0	0	0	187	46-55	81
5:00 PM	38	0	1	0	4	4	12	41	37	8	2	0	0	0	147	46-55	78
5:15 PM	31	0	0	0	0	10	29	29	37	8	3	0	0	0	147	46-55	66
5:30 PM	38	0	0	6	10	6	15	40	49	4	1	0	0	0	169	46-55	89
5:45 PM	36	1	0	1	0	1	14	36	34	5	1	0	0	0	129	46-55	70
Day Total																	
Percent																	
AM Peak Volume																	
PM Peak Volume																	
<i>Comments:</i>																	

LOCATION: 1. Green Valley Rd from County Line to Sophia Pkwy
SPECIFIC LOCATION: 0 ft from
CITY/STATE: El Dorado Hills, CA

QC JOB #: 12004733
DIRECTION: WB
DATE: May 05 2014

Start Time	15	16	21	26	31	36	41	46	51	56	61	66	71	76	Total	Pace Speed	Number in Pace
	15	20	25	30	35	40	45	50	55	60	65	70	75	999			
6:00 PM	25	0	1	1	3	7	25	34	43	19	3	0	0	0	161	46-55	76
6:15 PM	15	2	1	0	0	7	35	40	37	13	2	0	0	0	152	46-55	77
6:30 PM	13	0	0	1	5	5	20	25	36	17	3	0	0	0	125	46-55	61
6:45 PM	15	1	0	0	0	2	10	46	47	11	8	1	0	0	141	46-55	93
7:00 PM	15	0	0	1	1	6	13	23	23	22	5	1	0	0	110	51-60	45
7:15 PM	10	0	1	0	0	5	11	20	22	14	5	0	0	0	88	46-55	42
7:30 PM	8	0	0	0	0	1	11	33	25	12	2	0	0	0	92	46-55	58
7:45 PM	4	0	0	0	0	0	5	16	29	17	5	0	0	0	76	51-60	46
8:00 PM	11	0	0	0	0	0	4	14	20	14	9	1	0	0	73	46-55	34
8:15 PM	5	0	0	0	1	0	1	13	17	14	7	0	0	0	58	51-60	30
8:30 PM	7	0	0	0	0	2	6	11	16	8	0	0	0	0	50	46-55	27
8:45 PM	3	0	0	0	1	0	5	17	14	8	0	1	0	0	49	46-55	30
9:00 PM	5	0	0	0	0	0	1	4	12	13	7	2	0	0	44	51-60	25
9:15 PM	3	0	0	0	0	0	0	5	9	14	9	3	1	1	45	56-65	22
9:30 PM	0	0	2	0	1	2	5	6	9	17	8	1	1	0	52	56-65	25
9:45 PM	1	0	0	0	0	0	2	8	12	12	5	1	0	0	41	51-60	23
10:00 PM	3	0	0	0	0	1	1	1	10	11	3	4	0	0	34	51-60	21
10:15 PM	1	0	2	1	1	0	0	3	7	6	2	1	0	0	24	51-60	12
10:30 PM	3	0	0	0	0	0	0	2	8	5	3	0	0	0	21	51-60	13
10:45 PM	1	1	0	0	0	0	2	3	5	1	0	0	0	0	13	46-55	8
11:00 PM	1	0	0	0	0	0	0	3	8	3	2	0	0	0	17	51-60	11
11:15 PM	0	0	0	0	0	0	0	2	6	1	1	0	0	0	10	46-55	8
11:30 PM	0	0	0	0	0	0	1	3	3	3	1	0	0	0	11	53-62	5
11:45 PM	0	0	0	0	0	0	0	3	1	1	1	1	0	0	7	46-55	4
Day Total	1028	23	99	120	270	688	1498	2527	2868	1433	471	96	20	6	11147	46-55	5395
Percent	9.2%	0.2%	0.9%	1.1%	2.4%	6.2%	13.4%	22.7%	25.7%	12.9%	4.2%	0.9%	0.2%	0.1%			
ADT 11147																	
AM Peak Volume	7:45 AM	8:45 AM	8:45 AM	8:45 AM	8:45 AM	8:45 AM	7:30 AM	7:30 AM	7:00 AM	6:30 AM	6:15 AM	6:00 AM	5:45 AM	12:45 AM	7:45 AM		
	26	7	32	30	34	50	64	90	88	47	37	13	4	1	325		
PM Peak Volume	5:00 PM	12:30 PM	2:30 PM	5:30 PM	3:30 PM	3:30 PM	6:15 PM	1:15 PM	1:15 PM	12:15 PM	8:00 PM	10:00 PM	1:00 PM	3:45 PM	1:15 PM		
	38	3	4	6	12	24	35	65	65	28	9	4	1	1	208		

Comments:

LOCATION: 1. Green Valley Rd from County Line to Sophia Pkwy SPECIFIC LOCATION: 0 ft from CITY/STATE: El Dorado Hills, CA															QC JOB #: 12004733 DIRECTION: WB DATE: May 06 2014		
Start Time	15	20	25	30	35	40	45	50	55	60	65	70	75	999	Total	Pace Speed	Number in Pace
12:00 AM	0	0	0	0	0	0	0	3	4	3	0	0	0	0	10	48-57	7
12:15 AM	0	0	0	0	0	0	0	2	1	2	1	0	0	0	6	56-65	3
12:30 AM	0	0	0	0	0	0	0	1	1	1	2	0	0	0	5	56-65	3
12:45 AM	1	0	0	1	0	1	1	0	5	0	1	0	0	0	10	46-55	5
1:00 AM	0	0	0	0	0	0	0	1	3	2	2	0	0	0	8	51-60	5
1:15 AM	1	0	1	0	0	0	0	0	0	0	1	1	0	0	4	61-70	2
1:30 AM	0	0	0	0	0	0	0	0	0	3	0	1	0	0	4	51-60	3
1:45 AM	0	0	0	0	0	0	0	0	2	2	0	0	0	0	4	51-60	4
2:00 AM	0	0	0	0	0	0	0	0	0	0	1	0	0	0	1	56-65	1
2:15 AM	0	0	0	0	0	0	0	1	1	0	0	0	0	0	2	46-55	2
2:30 AM	0	0	0	0	0	0	0	0	0	0	1	0	0	0	1	56-65	1
2:45 AM	1	0	0	0	0	0	0	0	1	5	0	1	0	0	8	51-60	6
3:00 AM	0	0	0	0	0	0	0	0	1	2	1	0	1	0	5	56-65	3
3:15 AM	1	0	0	0	0	1	0	1	3	1	1	0	0	0	8	46-55	4
3:30 AM	0	0	0	0	0	0	0	0	1	2	1	0	1	0	5	56-65	3
3:45 AM	0	0	0	0	0	0	0	2	0	2	4	0	0	1	9	56-65	6
4:00 AM	0	0	0	0	0	0	0	0	1	1	0	0	0	0	2	51-60	2
4:15 AM	0	0	0	0	0	0	0	2	2	2	5	1	0	0	12	56-65	7
4:30 AM	1	0	0	0	0	0	0	3	9	1	8	6	2	1	31	61-70	13
4:45 AM	0	0	0	0	0	0	1	4	6	9	9	2	0	0	31	56-65	18
5:00 AM	1	0	0	0	0	0	1	3	9	11	7	1	0	0	33	51-60	20
5:15 AM	0	0	0	1	0	0	2	7	24	21	17	5	0	0	77	51-60	45
5:30 AM	6	0	0	0	0	0	5	9	30	18	16	8	0	0	92	51-60	47
5:45 AM	5	0	0	0	0	0	0	9	20	38	22	14	2	1	111	56-65	60
Day Total																	
Percent																	
AM Peak																	
Volume																	
PM Peak																	
Volume																	
Comments:																	

LOCATION: 1. Green Valley Rd from County Line to Sophia Pkwy SPECIFIC LOCATION: 0 ft from CITY/STATE: El Dorado Hills, CA															QC JOB #: 12004733 DIRECTION: WB DATE: May 06 2014		
Start Time	15	20	25	30	35	40	45	50	55	60	65	70	75	999	Total	Pace Speed	Number in Pace
6:00 AM	6	1	0	0	0	0	2	9	24	40	26	9	5	2	124	56-65	66
6:15 AM	7	0	0	0	0	7	7	28	26	43	38	15	3	0	174	56-65	80
6:30 AM	12	0	0	0	0	12	20	34	53	37	19	0	0	0	187	51-60	90
6:45 AM	8	0	0	0	4	10	31	40	58	48	26	11	3	1	240	51-60	105
7:00 AM	12	0	0	2	15	20	33	59	49	40	18	5	0	0	253	46-55	108
7:15 AM	17	3	10	8	9	18	39	70	58	44	17	4	0	1	298	46-55	127
7:30 AM	15	0	6	17	20	43	67	79	52	16	10	2	0	0	327	41-50	146
7:45 AM	22	8	29	49	33	48	78	68	23	8	1	0	0	0	367	41-50	146
8:00 AM	13	0	0	12	21	31	47	65	59	21	3	0	0	0	272	46-55	124
8:15 AM	27	2	6	6	6	10	31	71	65	33	6	1	0	0	264	46-55	136
8:30 AM	16	0	0	0	3	22	32	59	81	37	5	0	0	0	255	46-55	139
8:45 AM	20	0	3	9	18	25	61	62	44	11	4	0	0	0	257	41-50	123
9:00 AM	13	0	2	3	8	22	58	43	47	17	2	1	0	0	216	41-50	100
9:15 AM	10	0	0	2	1	16	35	57	55	18	8	1	0	0	203	46-55	112
9:30 AM	9	0	3	2	4	17	42	53	66	34	1	1	0	0	232	46-55	118
9:45 AM	8	0	2	0	1	15	24	59	53	17	5	2	0	0	186	46-55	111
10:00 AM	11	2	5	3	0	13	34	39	42	20	5	2	0	0	176	46-55	81
10:15 AM	14	0	2	11	18	13	29	39	50	16	2	0	0	0	194	46-55	89
10:30 AM	17	0	0	1	4	7	35	45	50	18	2	1	0	0	180	46-55	95
10:45 AM	12	1	1	0	2	4	28	46	60	18	6	0	0	0	178	46-55	106
11:00 AM	13	0	2	0	15	6	28	61	47	18	1	0	0	0	191	46-55	108
11:15 AM	15	0	0	1	0	9	23	49	54	15	9	0	0	1	176	46-55	103
11:30 AM	15	1	0	0	3	11	26	54	51	17	2	0	0	0	180	46-55	104
11:45 AM	14	0	0	3	8	19	37	53	25	20	2	0	0	0	181	41-50	89
Day Total																	
Percent																	
AM Peak Volume																	
PM Peak Volume																	
Comments:																	

LOCATION: 1. Green Valley Rd from County Line to Sophia Pkwy SPECIFIC LOCATION: 0 ft from CITY/STATE: El Dorado Hills, CA															QC JOB #: 12004733 DIRECTION: WB DATE: May 06 2014		
Start Time	15	16	21	26	31	36	41	46	51	56	61	66	71	76	Total	Pace Speed	Number in Pace
	15	20	25	30	35	40	45	50	55	60	65	70	75	999			
12:00 PM	18	1	1	2	7	13	27	51	54	6	1	0	1	0	182	46-55	105
12:15 PM	12	0	1	0	6	15	34	63	42	16	5	1	0	0	195	46-55	105
12:30 PM	13	0	1	1	3	15	26	50	39	15	4	0	0	0	167	46-55	89
12:45 PM	10	0	0	0	0	8	22	43	53	22	7	1	2	0	168	46-55	95
1:00 PM	18	0	1	1	4	5	32	47	35	15	3	0	0	0	161	46-55	82
1:15 PM	21	0	3	5	2	8	24	47	46	15	0	0	0	0	171	46-55	92
1:30 PM	19	0	0	1	0	1	17	52	45	17	5	1	0	0	158	46-55	97
1:45 PM	22	0	0	0	1	10	16	28	37	20	4	0	0	0	138	46-55	65
2:00 PM	14	0	1	0	3	8	22	40	49	9	5	1	0	0	152	46-55	89
2:15 PM	11	0	1	0	0	3	28	46	60	21	6	1	0	0	177	46-55	106
2:30 PM	17	1	0	1	6	6	24	61	40	11	4	0	0	0	171	46-55	101
2:45 PM	18	0	0	0	4	6	21	41	45	20	2	0	0	0	157	46-55	86
3:00 PM	15	1	0	0	3	5	21	43	45	16	2	2	0	0	153	46-55	88
3:15 PM	26	1	1	0	2	18	35	56	50	24	1	0	0	0	214	46-55	106
3:30 PM	23	0	1	5	15	12	23	48	49	12	3	0	1	0	192	46-55	97
3:45 PM	23	0	0	4	4	12	26	49	42	14	3	0	0	0	177	46-55	91
4:00 PM	25	0	0	1	1	2	14	44	44	19	2	2	0	0	154	46-55	88
4:15 PM	30	0	0	3	1	9	30	35	46	18	6	0	0	0	178	46-55	81
4:30 PM	24	0	0	1	8	8	21	41	54	15	1	0	0	0	173	46-55	95
4:45 PM	36	1	0	1	4	13	15	33	40	19	4	0	0	0	166	46-55	73
5:00 PM	36	0	4	3	2	11	28	36	41	21	2	0	0	0	184	46-55	77
5:15 PM	32	1	1	12	7	6	11	27	30	20	1	0	0	0	148	46-55	57
5:30 PM	33	3	1	3	1	12	20	25	30	7	2	0	0	0	137	46-55	55
5:45 PM	36	0	0	0	2	11	11	23	21	12	1	0	0	0	117	46-55	44
Day Total																	
Percent																	
AM Peak Volume																	
PM Peak Volume																	
Comments:																	

LOCATION: 1. Green Valley Rd from County Line to Sophia Pkwy SPECIFIC LOCATION: 0 ft from CITY/STATE: El Dorado Hills, CA															QC JOB #: 12004733 DIRECTION: WB DATE: May 06 2014		
Start Time	1 15	16 20	21 25	26 30	31 35	36 40	41 45	46 50	51 55	56 60	61 65	66 70	71 75	76 999	Total	Pace Speed	Number in Pace
6:00 PM	22	0	0	0	0	4	10	34	56	33	7	1	0	0	167	50-59	89
6:15 PM	18	0	0	0	0	1	10	29	44	32	9	2	0	0	145	51-60	76
6:30 PM	21	0	0	1	0	0	16	29	47	22	7	1	0	0	144	46-55	76
6:45 PM	9	0	0	0	3	5	13	30	41	18	4	2	0	0	125	46-55	71
7:00 PM	9	0	1	0	0	0	7	31	42	19	8	1	0	0	118	46-55	73
7:15 PM	13	0	1	1	2	2	19	23	33	18	3	0	0	0	115	46-55	55
7:30 PM	9	0	1	1	0	1	9	33	30	20	4	0	0	0	108	46-55	63
7:45 PM	4	0	0	0	0	0	13	21	23	21	10	3	0	0	95	51-60	44
8:00 PM	8	1	0	0	0	1	11	27	26	23	8	2	0	0	107	46-55	53
8:15 PM	8	0	0	0	0	2	10	24	19	15	6	1	0	0	85	46-55	42
8:30 PM	7	0	0	0	0	0	4	21	23	14	6	0	0	0	75	46-55	43
8:45 PM	2	0	0	0	0	1	2	26	30	9	6	0	0	0	76	46-55	56
9:00 PM	5	0	0	0	0	0	3	14	18	13	2	1	0	0	56	46-55	32
9:15 PM	3	0	0	0	0	1	5	17	16	15	4	0	0	0	61	46-55	33
9:30 PM	1	0	0	0	0	1	6	12	19	10	1	0	0	0	50	48-57	30
9:45 PM	4	0	1	0	0	0	1	12	18	11	1	0	0	0	48	46-55	30
10:00 PM	1	0	0	0	0	1	6	7	9	3	1	3	0	0	31	46-55	16
10:15 PM	3	0	0	0	0	3	2	6	7	4	0	0	0	0	25	48-57	12
10:30 PM	0	0	0	0	0	0	1	6	7	6	4	2	2	0	28	52-61	12
10:45 PM	0	0	0	0	0	0	2	2	6	2	3	0	0	0	15	46-55	8
11:00 PM	0	0	0	0	0	1	1	4	6	3	1	0	0	0	16	50-59	9
11:15 PM	1	0	0	0	0	1	0	3	2	3	0	0	0	0	10	48-57	5
11:30 PM	0	0	0	0	0	0	0	1	5	5	0	0	0	0	11	51-60	10
11:45 PM	0	0	0	0	0	0	1	4	6	2	0	0	0	0	13	48-57	9
Day Total	1023	28	93	178	284	642	1557	2735	2886	1437	487	123	23	8	11504	46-55	5621
Percent	8.9%	0.2%	0.8%	1.5%	2.5%	5.6%	13.5%	23.8%	25.1%	12.5%	4.2%	1.1%	0.2%	0.1%			
ADT 11504																	
AM Peak Volume	8:15 AM	7:45 AM	7:45 AM	7:45 AM	7:45 AM	7:45 AM	7:45 AM	7:30 AM	8:30 AM	6:45 AM	6:15 AM	6:15 AM	6:00 AM	6:00 AM	7:45 AM		
	27	8	29	49	33	48	78	79	81	48	38	15	5	2	367		
PM Peak Volume	4:45 PM	5:30 PM	5:00 PM	5:15 PM	3:30 PM	3:15 PM	3:15 PM	12:15 PM	2:15 PM	6:00 PM	7:45 PM	7:45 PM	12:45 PM	3:15 PM			
	36	3	4	12	15	18	35	63	60	33	10	3	2	214			
<i>Comments:</i>																	

LOCATION: 1. Green Valley Rd from County Line to Sophia Pkwy SPECIFIC LOCATION: 0 ft from CITY/STATE: El Dorado Hills, CA															QC JOB #: 12004733 DIRECTION: WB DATE: May 07 2014		
Start Time	15	20	25	30	35	40	45	50	55	60	65	70	75	999	Total	Pace Speed	Number in Pace
12:00 AM	0	0	0	0	0	0	0	1	2	4	2	0	0	0	9	56-65	6
12:15 AM	0	0	0	0	0	0	1	1	3	3	2	0	0	0	10	56-65	5
12:30 AM	0	0	0	0	0	0	0	0	3	2	0	0	0	0	5	51-60	5
12:45 AM	0	0	0	0	0	0	1	0	1	1	0	0	0	0	3	51-60	2
1:00 AM	1	0	0	0	0	0	0	0	6	2	3	0	0	0	12	51-60	8
1:15 AM	1	0	0	0	0	0	0	2	2	0	0	0	0	0	5	46-55	4
1:30 AM	0	0	0	0	0	0	0	0	2	0	0	0	0	0	2	46-55	2
1:45 AM	0	0	0	0	0	0	0	0	2	2	1	0	0	0	5	51-60	4
2:00 AM	0	0	0	0	0	0	0	0	1	0	1	0	0	0	2	46-55	1
2:15 AM	0	0	0	0	0	0	0	0	1	0	0	0	0	0	1	46-55	1
2:30 AM	1	0	0	0	0	0	0	1	1	3	0	0	0	0	6	51-60	4
2:45 AM	0	0	0	0	0	0	0	1	1	1	0	0	0	0	3	51-60	2
3:00 AM	0	0	0	0	0	0	0	0	2	2	1	0	0	0	5	51-60	4
3:15 AM	0	0	0	0	0	0	0	0	1	7	1	0	0	0	9	51-60	8
3:30 AM	0	0	0	0	0	0	0	0	1	6	0	0	0	0	7	51-60	7
3:45 AM	0	0	0	0	0	0	0	1	0	3	2	0	0	0	6	56-65	5
4:00 AM	0	0	0	0	0	0	0	0	4	2	1	1	0	0	8	51-60	6
4:15 AM	0	0	0	0	0	0	0	1	5	3	5	0	2	0	16	55-64	8
4:30 AM	1	0	0	0	0	1	0	3	4	11	2	2	1	0	25	53-62	14
4:45 AM	2	0	0	0	0	0	0	3	4	13	7	7	1	0	37	56-65	19
5:00 AM	2	0	0	0	1	0	0	5	15	9	11	0	0	0	43	52-61	23
5:15 AM	4	0	0	0	0	0	0	2	11	25	9	4	0	0	55	51-60	36
5:30 AM	2	0	0	0	0	0	2	3	17	29	22	10	2	0	87	56-65	51
5:45 AM	7	0	0	0	0	0	4	15	17	31	16	12	4	0	106	51-60	48
Day Total																	
Percent																	
AM Peak Volume																	
PM Peak Volume																	
Comments:																	

LOCATION: 1. Green Valley Rd from County Line to Sophia Pkwy SPECIFIC LOCATION: 0 ft from CITY/STATE: El Dorado Hills, CA															QC JOB #: 12004733 DIRECTION: WB DATE: May 07 2014		
Start Time	1 15	16 20	21 25	26 30	31 35	36 40	41 45	46 50	51 55	56 60	61 65	66 70	71 75	76 999	Total	Pace Speed	Number in Pace
6:00 AM	6	0	0	1	0	2	9	20	34	33	21	3	0	0	129	51-60	66
6:15 AM	11	0	0	0	0	4	6	19	44	40	31	7	0	0	162	51-60	84
6:30 AM	14	0	0	0	2	14	35	64	38	30	15	1	0	0	213	46-55	101
6:45 AM	15	0	0	3	10	24	31	32	52	37	7	3	0	0	214	51-60	89
7:00 AM	16	1	16	7	3	9	34	58	68	24	7	2	0	0	245	46-55	125
7:15 AM	16	0	7	12	25	48	51	55	64	26	14	4	0	0	322	46-55	119
7:30 AM	20	4	12	12	17	29	48	54	55	16	5	4	0	0	276	46-55	109
7:45 AM	31	51	37	22	10	9	21	28	38	10	0	0	0	0	257	16-25	88
8:00 AM	20	0	1	2	14	25	61	63	62	18	1	0	0	0	267	46-55	125
8:15 AM	18	1	0	1	15	27	42	65	62	27	11	2	0	0	271	46-55	127
8:30 AM	19	0	2	3	22	52	81	69	41	15	4	0	0	0	308	41-50	150
8:45 AM	16	1	2	8	19	75	58	64	35	7	1	0	0	0	286	36-45	133
9:00 AM	14	0	8	6	7	17	22	69	64	19	5	0	0	0	231	46-55	133
9:15 AM	9	0	0	0	0	10	28	71	55	17	1	0	0	0	191	46-55	126
9:30 AM	12	1	0	1	7	10	27	52	54	21	7	0	0	0	192	46-55	106
9:45 AM	9	0	3	6	11	24	34	62	41	18	1	1	0	0	210	46-55	102
10:00 AM	16	2	0	1	12	16	33	59	39	15	4	0	0	0	197	46-55	98
10:15 AM	19	0	0	0	14	22	30	51	56	13	2	0	0	0	207	46-55	106
10:30 AM	15	0	1	1	6	22	57	61	27	5	0	0	0	0	195	41-50	117
10:45 AM	10	0	0	0	8	24	32	55	36	13	5	0	0	0	183	46-55	90
11:00 AM	12	1	0	2	1	14	49	56	49	13	4	2	0	0	203	46-55	105
11:15 AM	17	0	1	3	12	12	28	51	42	14	2	0	0	0	182	46-55	93
11:30 AM	8	0	1	1	4	6	25	71	51	22	5	0	0	0	194	46-55	121
11:45 AM	16	0	2	0	5	18	43	42	27	14	2	0	0	0	169	41-50	85
Day Total																	
Percent																	
AM Peak																	
Volume																	
PM Peak																	
Volume																	
<i>Comments:</i>																	

LOCATION: 1. Green Valley Rd from County Line to Sophia Pkwy SPECIFIC LOCATION: 0 ft from CITY/STATE: El Dorado Hills, CA															QC JOB #: 12004733 DIRECTION: WB DATE: May 07 2014		
Start Time	1 15	16 20	21 25	26 30	31 35	36 40	41 45	46 50	51 55	56 60	61 65	66 70	71 75	76 999	Total	Pace Speed	Number in Pace
12:00 PM	18	0	0	5	4	10	19	44	49	11	3	0	0	0	163	46-55	93
12:15 PM	17	0	2	6	10	20	34	53	39	15	7	0	0	0	203	46-55	92
12:30 PM	13	1	1	1	4	12	27	65	59	13	3	0	0	0	199	46-55	124
12:45 PM	20	0	0	0	2	5	33	40	54	13	2	0	0	0	169	46-55	94
1:00 PM	12	0	0	0	0	6	38	52	30	13	0	0	0	0	151	41-50	90
1:15 PM	23	0	1	0	0	3	24	54	55	19	3	1	0	0	183	46-55	109
1:30 PM	24	1	0	4	12	18	39	55	29	5	2	0	0	0	189	41-50	94
1:45 PM	17	0	1	3	2	15	38	40	42	12	3	0	0	0	173	46-55	82
2:00 PM	15	0	0	0	0	3	22	45	48	15	2	0	1	0	151	46-55	92
2:15 PM	23	0	1	1	2	4	19	38	51	20	2	0	0	0	161	46-55	88
2:30 PM	27	0	1	1	2	6	20	42	41	19	0	0	0	0	159	46-55	82
2:45 PM	21	0	0	1	3	15	24	35	37	18	0	0	0	0	154	46-55	72
3:00 PM	24	0	1	20	14	19	36	42	27	11	0	0	0	0	194	41-50	78
3:15 PM	22	1	15	2	21	38	42	43	33	5	1	0	0	0	223	41-50	84
3:30 PM	31	0	1	0	6	24	26	60	39	9	3	0	0	0	199	46-55	99
3:45 PM	28	0	0	0	5	11	39	57	24	9	2	0	0	0	175	41-50	96
4:00 PM	21	0	3	1	4	13	35	61	36	5	0	0	0	0	179	46-55	96
4:15 PM	32	0	0	0	9	26	47	44	15	4	0	0	0	0	177	41-50	91
4:30 PM	33	0	0	3	3	2	18	29	30	6	1	0	0	0	125	46-55	59
4:45 PM	34	1	2	2	4	9	18	33	36	14	4	1	0	0	158	46-55	69
5:00 PM	30	0	0	0	3	15	17	56	35	21	2	0	0	0	179	46-55	91
5:15 PM	29	0	0	2	3	14	21	42	37	21	3	0	0	0	172	46-55	79
5:30 PM	36	2	7	8	0	8	22	38	38	19	3	0	0	0	181	46-55	75
5:45 PM	30	0	3	5	1	7	21	26	22	5	1	0	0	0	121	46-55	48
Day Total																	
Percent																	
AM Peak																	
Volume																	
PM Peak																	
Volume																	
Comments:																	

LOCATION: 1. Green Valley Rd from County Line to Sophia Pkwy SPECIFIC LOCATION: 0 ft from CITY/STATE: El Dorado Hills, CA															QC JOB #: 12004733 DIRECTION: WB DATE: May 07 2014		
Start Time	15	20	25	30	35	40	45	50	55	60	65	70	75	999	Total	Pace Speed	Number in Pace
6:00 PM	16	0	0	0	0	3	14	39	65	24	4	0	0	0	165	46-55	104
6:15 PM	27	0	0	4	3	6	22	35	38	19	3	0	0	0	157	46-55	72
6:30 PM	17	0	0	0	0	3	22	33	46	18	6	0	0	0	145	46-55	79
6:45 PM	13	0	0	4	1	13	25	29	37	9	1	0	0	0	132	46-55	66
7:00 PM	12	0	0	1	0	5	11	32	38	15	6	0	0	0	120	46-55	69
7:15 PM	9	0	0	0	0	3	20	46	20	18	5	1	0	0	122	41-50	66
7:30 PM	10	0	1	1	0	5	15	29	20	16	5	0	0	0	102	46-55	49
7:45 PM	14	0	0	0	0	2	6	23	28	14	7	1	0	0	95	46-55	50
8:00 PM	9	0	1	0	0	2	7	18	34	10	3	0	0	0	84	46-55	51
8:15 PM	7	1	0	0	0	1	4	16	29	13	5	1	0	0	77	47-56	44
8:30 PM	4	0	0	0	0	0	2	20	24	12	3	1	0	0	66	46-55	43
8:45 PM	2	1	0	0	0	0	8	19	32	11	1	0	0	0	74	46-55	51
9:00 PM	8	0	0	0	0	0	6	10	18	14	7	1	0	0	64	51-60	31
9:15 PM	4	0	0	0	1	0	5	13	23	10	6	1	0	0	63	46-55	36
9:30 PM	1	0	1	0	0	0	4	12	14	10	3	0	0	0	45	48-57	25
9:45 PM	2	0	0	0	0	1	1	7	9	11	2	1	0	0	34	51-60	20
10:00 PM	0	0	0	0	0	1	5	12	15	7	2	0	0	0	42	46-55	27
10:15 PM	2	0	0	0	0	0	1	8	8	6	4	1	0	0	30	46-55	16
10:30 PM	1	0	0	0	0	1	2	9	8	1	0	0	0	0	23	51-60	17
10:45 PM	1	0	0	0	0	0	0	1	5	2	1	1	1	0	12	51-60	7
11:00 PM	1	0	0	0	0	2	0	3	6	6	1	2	0	0	21	51-60	11
11:15 PM	0	0	0	0	0	0	0	5	5	4	1	1	0	0	16	46-55	10
11:30 PM	0	0	0	0	0	0	0	1	5	7	0	0	0	0	13	51-60	11
11:45 PM	1	0	0	0	0	0	0	0	2	4	3	0	0	0	10	57-66	6
Day Total	1121	70	135	167	344	865	1751	2837	2676	1196	368	79	12	0	11621	46-55	5513
Percent	9.6%	0.6%	1.2%	1.4%	3.0%	7.4%	15.1%	24.4%	23.0%	10.3%	3.2%	0.7%	0.1%	0.0%			
ADT 11621																	
AM Peak Volume	7:45 AM	7:45 AM	7:45 AM	7:45 AM	7:15 AM	8:45 AM	8:30 AM	9:15 AM	7:00 AM	6:15 AM	6:15 AM	5:45 AM	5:45 AM		7:15 AM		
	31	51	37	22	25	75	81	71	68	40	31	12	4		322		
PM Peak Volume	5:30 PM	5:30 PM	3:15 PM	3:00 PM	3:15 PM	3:15 PM	4:15 PM	12:30 PM	6:00 PM	6:00 PM	12:15 PM	11:00 PM	2:00 PM		3:15 PM		
	36	2	15	20	21	38	47	65	65	24	7	2	1		223		
<i>Comments:</i>																	

LOCATION: 1. Green Valley Rd from County Line to Sophia Pkwy SPECIFIC LOCATION: 0 ft from CITY/STATE: El Dorado Hills, CA															QC JOB #: 12004733 DIRECTION: WB DATE: May 08 2014		
Start Time	15	20	25	30	35	40	45	50	55	60	65	70	75	999	Total	Pace Speed	Number in Pace
12:00 AM	0	0	0	0	0	0	0	0	1	3	0	0	0	0	4	51-60	4
12:15 AM	0	0	0	0	0	0	0	0	0	1	1	0	0	0	2	56-65	2
12:30 AM	0	0	0	0	0	0	0	1	2	0	2	0	0	0	5	46-55	3
12:45 AM	0	0	0	0	0	0	0	1	1	0	1	0	0	0	3	46-55	2
1:00 AM	0	0	0	0	0	0	0	0	2	1	0	0	0	0	3	51-60	3
1:15 AM	1	0	0	0	0	0	0	0	3	4	2	0	0	0	10	51-60	7
1:30 AM	1	0	0	0	0	0	0	0	5	1	0	0	0	0	7	51-60	5
1:45 AM	1	0	0	0	0	0	0	0	1	1	0	0	0	0	3	51-60	2
2:00 AM	0	0	0	0	0	0	0	1	0	4	1	0	0	0	6	57-66	4
2:15 AM	0	0	0	0	0	0	0	1	1	2	0	0	0	0	4	51-60	3
2:30 AM	1	0	0	0	0	0	0	1	3	0	0	1	0	0	6	46-55	4
2:45 AM	0	0	0	0	0	0	0	0	2	1	0	0	0	0	3	51-60	3
3:00 AM	0	0	0	0	0	0	0	2	2	0	1	1	0	0	6	46-55	4
3:15 AM	0	0	0	0	0	0	0	1	1	2	0	0	0	0	4	51-60	3
3:30 AM	0	0	0	0	0	0	0	1	1	3	1	0	0	0	6	51-60	4
3:45 AM	1	0	0	0	0	0	0	2	0	3	3	1	0	0	10	58-67	5
4:00 AM	0	0	0	0	0	0	0	0	0	4	2	1	0	0	7	56-65	6
4:15 AM	0	0	0	0	0	0	0	0	4	5	7	0	0	0	16	56-65	11
4:30 AM	3	0	0	0	0	0	1	0	2	4	8	2	2	0	22	56-65	12
4:45 AM	1	0	0	0	0	0	0	4	10	8	3	1	0	0	27	51-60	18
5:00 AM	2	0	0	1	0	0	0	4	8	16	6	2	1	0	40	51-60	24
5:15 AM	4	0	0	0	0	0	0	6	23	23	10	3	0	0	69	51-60	45
5:30 AM	4	0	0	0	0	0	2	8	23	39	8	9	1	0	94	51-60	61
5:45 AM	4	0	0	0	0	0	4	5	24	39	36	9	1	0	122	56-65	75
Day Total																	
Percent																	
AM Peak Volume																	
PM Peak Volume																	
Comments:																	

LOCATION: 1. Green Valley Rd from County Line to Sophia Pkwy SPECIFIC LOCATION: 0 ft from CITY/STATE: El Dorado Hills, CA															QC JOB #: 12004733 DIRECTION: WB DATE: May 08 2014		
Start Time	1 15	16 20	21 25	26 30	31 35	36 40	41 45	46 50	51 55	56 60	61 65	66 70	71 75	76 999	Total	Pace Speed	Number in Pace
6:00 AM	6	0	0	0	0	0	7	23	36	36	24	5	0	0	137	51-60	72
6:15 AM	7	0	0	0	0	6	11	28	35	40	32	10	1	0	170	51-60	75
6:30 AM	12	0	0	0	0	13	21	47	59	47	13	2	0	0	214	51-60	106
6:45 AM	11	0	0	0	1	13	24	38	70	42	12	1	0	0	212	51-60	112
7:00 AM	18	0	0	7	17	28	47	69	39	17	3	1	0	0	246	41-50	116
7:15 AM	13	1	10	10	31	24	49	59	66	39	5	1	0	0	308	46-55	124
7:30 AM	20	1	1	12	26	68	58	81	48	24	3	1	0	0	343	41-50	138
7:45 AM	10	12	12	30	34	42	68	71	45	11	2	0	0	0	337	41-50	138
8:00 AM	15	0	5	5	17	38	59	76	76	23	0	0	0	0	314	46-55	151
8:15 AM	12	0	1	14	29	25	39	48	55	26	6	0	0	0	255	46-55	103
8:30 AM	18	0	0	0	11	39	39	65	50	20	1	0	0	0	243	46-55	115
8:45 AM	21	1	5	17	18	28	62	46	43	15	4	1	0	0	261	41-50	107
9:00 AM	10	0	0	0	6	13	48	77	39	18	2	0	0	0	213	41-50	125
9:15 AM	8	3	5	5	12	33	45	42	39	17	5	2	1	0	217	41-50	87
9:30 AM	10	0	0	2	1	28	30	59	57	23	9	3	0	0	222	46-55	116
9:45 AM	13	0	0	0	12	21	55	48	40	12	2	0	0	0	203	41-50	102
10:00 AM	6	0	0	2	11	24	43	54	37	10	1	0	0	0	188	41-50	97
10:15 AM	15	0	1	3	16	24	41	61	26	14	3	0	0	0	204	41-50	101
10:30 AM	13	2	1	1	6	12	29	74	34	15	1	1	0	0	189	46-55	108
10:45 AM	13	0	2	1	11	17	46	49	26	7	3	0	0	0	175	41-50	95
11:00 AM	18	2	1	9	11	30	37	37	13	5	2	0	0	0	165	41-50	74
11:15 AM	12	0	1	4	1	29	38	43	42	12	1	2	0	0	185	46-55	85
11:30 AM	21	0	1	0	7	21	45	59	28	13	1	0	0	1	197	41-50	104
11:45 AM	11	0	0	0	0	8	45	66	55	13	0	1	0	0	199	46-55	121
Day Total																	
Percent																	
AM Peak																	
Volume																	
PM Peak																	
Volume																	
Comments:																	

LOCATION: 1. Green Valley Rd from County Line to Sophia Pkwy SPECIFIC LOCATION: 0 ft from CITY/STATE: El Dorado Hills, CA															QC JOB #: 12004733 DIRECTION: WB DATE: May 08 2014		
Start Time	15	20	25	30	35	40	45	50	55	60	65	70	75	999	Total	Pace Speed	Number in Pace
12:00 PM	13	0	0	0	4	7	21	41	49	38	9	1	0	0	183	46-55	90
12:15 PM	16	0	0	3	8	5	22	67	37	16	2	0	0	0	176	46-55	104
12:30 PM	8	0	0	2	5	8	34	41	57	14	2	1	0	0	172	46-55	98
12:45 PM	21	1	10	4	5	4	32	66	48	10	1	0	0	0	202	46-55	113
1:00 PM	14	1	0	0	3	17	40	40	35	8	0	0	0	0	158	41-50	80
1:15 PM	17	0	0	0	1	11	13	46	41	21	4	0	0	0	154	46-55	86
1:30 PM	13	1	2	2	2	11	24	42	36	10	3	0	0	0	146	46-55	78
1:45 PM	23	0	0	0	0	7	23	40	53	14	1	1	0	1	163	46-55	92
2:00 PM	16	0	5	3	7	9	31	52	29	13	1	0	0	0	166	41-50	83
2:15 PM	13	0	3	2	5	11	28	47	37	15	2	1	0	0	164	46-55	84
2:30 PM	19	1	0	0	1	5	27	54	42	14	1	0	0	0	164	46-55	96
2:45 PM	14	0	0	1	4	11	22	44	29	12	3	1	0	0	141	46-55	73
3:00 PM	23	0	1	0	5	17	39	53	31	14	5	0	1	0	189	41-50	91
3:15 PM	33	0	3	8	9	9	15	46	35	18	4	0	0	0	180	46-55	81
3:30 PM	23	1	0	6	5	20	26	56	42	15	2	3	1	0	200	46-55	98
3:45 PM	29	0	1	13	11	15	22	42	33	13	6	1	0	0	186	46-55	74
4:00 PM	21	0	2	2	7	9	16	39	45	15	1	0	0	0	157	46-55	84
4:15 PM	34	0	0	0	0	7	32	52	42	14	3	0	0	0	184	46-55	94
4:30 PM	38	1	4	6	0	5	13	34	11	7	2	0	0	0	121	43-52	46
4:45 PM	22	0	1	6	4	19	33	54	39	11	1	0	0	0	190	46-55	93
5:00 PM	35	0	1	0	7	1	17	44	49	17	7	1	0	0	179	46-55	93
5:15 PM	44	1	0	1	3	4	17	32	29	11	0	1	0	0	143	46-55	60
5:30 PM	34	0	0	2	4	5	22	30	32	11	1	0	0	0	141	46-55	62
5:45 PM	34	0	1	0	2	11	18	37	42	15	0	1	0	0	161	46-55	79
Day Total																	
Percent																	
AM Peak Volume																	
PM Peak Volume																	
Comments:																	

LOCATION: 1. Green Valley Rd from County Line to Sophia Pkwy
SPECIFIC LOCATION: 0 ft from
CITY/STATE: El Dorado Hills, CA

QC JOB #: 12004733
DIRECTION: WB
DATE: May 08 2014

Start Time	15	16	21	26	31	36	41	46	51	56	61	66	71	76	Total	Pace Speed	Number in Pace
	15	20	25	30	35	40	45	50	55	60	65	70	75	999			
6:00 PM	29	1	0	0	4	7	23	27	33	7	7	0	0	0	138	46-55	59
6:15 PM	28	0	0	0	0	2	25	46	33	10	3	0	0	0	147	46-55	78
6:30 PM	13	1	0	0	0	3	23	31	40	11	6	2	0	0	130	46-55	71
6:45 PM	12	0	2	0	0	4	17	35	43	12	7	3	0	0	135	46-55	77
7:00 PM	4	0	0	0	0	0	12	48	32	15	5	0	0	0	116	46-55	80
7:15 PM	15	0	0	0	0	0	9	26	20	21	4	1	0	0	96	46-55	46
7:30 PM	6	0	0	0	0	0	13	28	32	17	7	0	0	0	103	46-55	60
7:45 PM	8	0	0	0	0	1	12	25	37	17	7	0	0	0	107	46-55	62
8:00 PM	4	0	0	0	0	1	7	16	24	18	2	1	0	0	73	51-60	41
8:15 PM	5	0	0	0	0	2	7	33	23	5	1	0	0	0	76	46-55	55
8:30 PM	7	1	1	0	0	4	8	20	19	2	1	0	0	0	63	46-55	38
8:45 PM	4	0	0	0	0	0	10	21	24	6	7	1	0	0	73	46-55	44
9:00 PM	2	0	0	0	0	1	7	12	23	11	2	1	0	0	59	46-55	35
9:15 PM	1	0	1	0	0	0	8	16	16	16	3	0	0	0	61	51-60	32
9:30 PM	3	0	1	0	0	0	2	16	13	6	4	0	0	0	45	46-55	29
9:45 PM	1	0	0	0	0	0	3	14	20	10	2	0	0	0	50	46-55	34
10:00 PM	3	0	0	0	0	2	3	22	11	2	3	1	0	0	47	46-55	33
10:15 PM	0	0	0	0	0	0	1	9	8	10	3	0	0	0	31	51-60	18
10:30 PM	2	0	0	0	0	1	2	2	12	8	0	0	0	0	27	51-60	20
10:45 PM	0	0	0	0	0	0	0	2	4	9	3	1	0	0	19	51-60	13
11:00 PM	1	0	0	0	0	0	1	3	9	5	2	0	0	0	21	51-60	14
11:15 PM	2	0	0	0	0	0	0	8	13	4	2	0	0	0	29	46-55	21
11:30 PM	0	0	0	0	0	0	1	5	9	2	0	0	0	0	17	46-55	14
11:45 PM	0	0	0	0	0	0	0	7	2	0	0	0	0	0	9	46-55	8
Day Total	1043	32	85	184	384	840	1774	2929	2600	1233	369	84	9	2	11568	46-55	5529
Percent	9.0%	0.3%	0.7%	1.6%	3.3%	7.3%	15.3%	25.3%	22.5%	10.7%	3.2%	0.7%	0.1%	0.0%			
ADT 11568																	
AM Peak Volume	8:45 AM	7:45 AM	7:45 AM	7:45 AM	7:45 AM	7:30 AM	7:45 AM	7:30 AM	8:00 AM	6:30 AM	5:45 AM	6:15 AM	4:30 AM	11:30 AM	7:30 AM		
	21	12	12	30	34	68	68	81	76	47	36	10	2	1	343		
PM Peak Volume	5:15 PM	12:45 PM	12:45 PM	3:45 PM	3:45 PM	3:30 PM	1:00 PM	12:15 PM	12:30 PM	12:00 PM	12:00 PM	3:30 PM	3:00 PM	1:45 PM	12:45 PM		
	44	1	10	13	11	20	40	67	57	38	9	3	1	1	202		

Comments:

LOCATION: 1. Green Valley Rd from County Line to Sophia Pkwy SPECIFIC LOCATION: 0 ft from CITY/STATE: El Dorado Hills, CA															QC JOB #: 12004733 DIRECTION: WB DATE: May 09 2014		
Start Time	15	20	25	30	35	40	45	50	55	60	65	70	75	999	Total	Pace Speed	Number in Pace
12:00 AM	0	0	0	0	0	0	1	3	2	2	0	0	0	0	8	46-55	5
12:15 AM	0	0	0	0	0	0	0	2	6	2	2	0	0	0	12	46-55	8
12:30 AM	0	0	0	0	0	0	0	2	1	3	0	0	0	0	6	51-60	4
12:45 AM	1	0	0	0	0	0	2	1	0	3	0	0	1	0	8	41-50	3
1:00 AM	0	0	0	0	0	0	0	1	1	1	1	0	0	0	4	56-65	2
1:15 AM	0	0	0	0	0	0	0	2	3	1	1	1	0	0	8	50-59	4
1:30 AM	0	0	0	0	0	0	0	1	1	2	1	0	0	0	5	56-65	3
1:45 AM	0	0	0	0	0	0	0	0	2	0	0	0	0	0	2	46-55	2
2:00 AM	1	0	0	0	0	0	0	0	1	0	1	0	0	0	3	46-55	1
2:15 AM	1	0	0	0	0	0	0	3	2	2	0	0	0	0	8	46-55	5
2:30 AM	0	0	0	0	0	0	1	3	1	1	1	0	0	0	7	41-50	4
2:45 AM	0	0	0	0	0	1	0	0	0	1	1	0	0	0	3	56-65	2
3:00 AM	0	0	0	0	0	0	0	1	0	2	2	0	0	0	5	56-65	4
3:15 AM	0	0	0	0	0	1	0	1	0	2	0	0	0	0	4	51-60	2
3:30 AM	2	0	0	0	0	0	0	0	1	0	1	1	1	0	6	66-75	2
3:45 AM	0	0	0	0	0	0	0	0	1	1	3	2	0	0	7	61-70	5
4:00 AM	1	0	0	0	0	0	0	1	2	3	3	1	0	0	11	58-67	5
4:15 AM	0	0	0	0	0	0	0	0	1	1	2	1	0	0	5	61-70	3
4:30 AM	2	0	0	0	0	0	1	4	5	9	3	3	0	0	27	51-60	14
4:45 AM	0	0	0	0	0	0	1	7	3	11	5	2	0	0	29	56-65	16
5:00 AM	1	0	0	0	0	0	2	4	7	11	5	1	0	1	32	51-60	18
5:15 AM	5	0	0	1	0	0	3	8	18	20	12	2	0	0	69	51-60	38
5:30 AM	2	0	0	0	0	0	1	15	39	25	11	3	0	0	96	51-60	64
5:45 AM	6	0	0	0	0	0	3	12	27	31	22	6	1	0	108	51-60	58
Day Total																	
Percent																	
AM Peak Volume																	
PM Peak Volume																	
Comments:																	

LOCATION: 1. Green Valley Rd from County Line to Sophia Pkwy SPECIFIC LOCATION: 0 ft from CITY/STATE: El Dorado Hills, CA															QC JOB #: 12004733 DIRECTION: WB DATE: May 09 2014		
Start Time	1 15	16 20	21 25	26 30	31 35	36 40	41 45	46 50	51 55	56 60	61 65	66 70	71 75	76 999	Total	Pace Speed	Number in Pace
6:00 AM	6	0	1	0	0	5	4	16	21	35	20	4	1	0	113	51-60	56
6:15 AM	4	0	0	0	0	4	17	14	30	37	20	5	1	1	133	51-60	67
6:30 AM	12	0	0	0	1	5	26	47	61	49	9	2	0	0	212	51-60	110
6:45 AM	12	0	0	0	2	0	13	22	54	66	15	7	0	0	191	51-60	119
7:00 AM	11	0	0	0	6	20	41	56	60	41	7	1	0	0	243	46-55	116
7:15 AM	17	3	14	11	3	6	45	49	66	34	7	2	0	0	257	46-55	114
7:30 AM	14	0	0	0	4	27	37	106	82	24	4	0	0	0	298	46-55	187
7:45 AM	19	5	25	23	17	25	38	61	44	12	1	0	0	0	270	46-55	105
8:00 AM	15	0	0	1	13	47	44	64	51	12	3	0	0	0	250	46-55	114
8:15 AM	13	0	0	0	1	10	50	70	66	33	8	0	0	0	251	46-55	135
8:30 AM	21	0	1	3	5	31	41	54	61	18	1	0	0	0	236	46-55	114
8:45 AM	22	2	13	13	17	39	55	41	42	22	6	0	1	0	273	41-50	95
9:00 AM	13	0	3	6	8	5	42	67	47	17	4	1	0	0	213	46-55	114
9:15 AM	7	0	0	1	12	29	38	74	60	19	4	0	0	0	244	46-55	134
9:30 AM	17	6	5	11	2	10	26	53	54	17	3	0	0	0	204	46-55	107
9:45 AM	12	0	5	5	6	17	59	54	42	13	3	1	0	0	217	41-50	113
10:00 AM	17	0	0	1	10	19	46	56	41	9	0	0	0	0	199	41-50	101
10:15 AM	10	4	4	5	9	25	48	60	44	19	2	0	0	0	230	41-50	108
10:30 AM	12	0	2	1	6	11	30	66	46	21	5	0	0	0	200	46-55	111
10:45 AM	22	0	0	0	0	14	31	52	45	25	3	0	0	0	192	46-55	97
11:00 AM	17	0	0	6	6	11	19	52	42	24	4	0	0	0	181	46-55	94
11:15 AM	27	8	0	1	4	8	22	32	36	17	1	0	0	0	156	46-55	68
11:30 AM																	
11:45 AM																	
Day Total																	
Percent																	
AM Peak																	
Volume																	
PM Peak																	
Volume																	
Comments:																	

LOCATION: 1. Green Valley Rd from County Line to Sophia Pkwy SPECIFIC LOCATION: 0 ft from CITY/STATE: El Dorado Hills, CA														QC JOB #: 12004733 DIRECTION: WB DATE: May 09 2014			
Start Time	1	16	21	26	31	36	41	46	51	56	61	66	71	76	Total	Pace Speed	Number in Pace
12:00 PM																	
12:15 PM																	
12:30 PM																	
12:45 PM																	
1:00 PM																	
1:15 PM																	
1:30 PM																	
1:45 PM																	
2:00 PM																	
2:15 PM																	
2:30 PM																	
2:45 PM																	
3:00 PM																	
3:15 PM																	
3:30 PM																	
3:45 PM																	
4:00 PM																	
4:15 PM																	
4:30 PM																	
4:45 PM																	
5:00 PM																	
5:15 PM																	
5:30 PM																	
5:45 PM																	
Day Total																	
Percent																	
AM Peak																	
Volume																	
PM Peak																	
Volume																	
<i>Comments:</i>																	



LOCATION: 1. Green Valley Rd from County Line to Sophia Pkwy SPECIFIC LOCATION: 0 ft from CITY/STATE: El Dorado Hills, CA															QC JOB #: 12004733 DIRECTION: WB DATE: May 09 2014			
Start Time	1	16	21	26	31	36	41	46	51	56	61	66	71	76	Total	Pace Speed	Number in Pace	
	15	20	25	30	35	40	45	50	55	60	65	70	75	999				
6:00 PM																		
6:15 PM																		
6:30 PM																		
6:45 PM																		
7:00 PM																		
7:15 PM																		
7:30 PM																		
7:45 PM																		
8:00 PM																		
8:15 PM																		
8:30 PM																		
8:45 PM																		
9:00 PM																		
9:15 PM																		
9:30 PM																		
9:45 PM																		
10:00 PM																		
10:15 PM																		
10:30 PM																		
10:45 PM																		
11:00 PM																		
11:15 PM																		
11:30 PM																		
11:45 PM																		
Day Total	342	28	73	89	132	370	787	1237	1219	698	207	46	6	2	5236	46-55	2456	
Percent	6.5%	0.5%	1.4%	1.7%	2.5%	7.1%	15.0%	23.6%	23.3%	13.3%	4.0%	0.9%	0.1%	0.0%				
AM Peak	11:15 AM	11:15 AM	7:45 AM	7:45 AM	7:45 AM	8:00 AM	9:45 AM	7:30 AM	7:30 AM	6:45 AM	5:45 AM	6:45 AM	12:45 AM	5:00 AM	7:30 AM			
Volume	27	8	25	23	17	47	59	106	82	66	22	7	1	1	298			
PM Peak																		
Volume																		
<i>Comments:</i>																		

LOCATION: 1. Green Valley Rd from County Line to Sophia Pkwy														QC JOB #: 12004733			
SPECIFIC LOCATION: 0 ft from														DIRECTION: WB			
CITY/STATE: El Dorado Hills, CA														DATE: May 02 2014 - May 09 2014			
Start Time	1 15	16 20	21 25	26 30	31 35	36 40	41 45	46 50	51 55	56 60	61 65	66 70	71 75	76 999	Total	Pace Speed	Number in Pace
Grand Total	7220	231	651	1058	1959	4798	10585	17876	18211	9347	2934	664	118	26	75678	46-55	36086
Percent	9.5%	0.3%	0.9%	1.4%	2.6%	6.3%	14.0%	23.6%	24.1%	12.4%	3.9%	0.9%	0.2%	0.0%			
Cumulative Percent	9.5%	9.8%	10.7%	12.1%	14.7%	21.0%	35.0%	58.6%	82.7%	95.1%	98.9%	99.8%	100.0%	100.0%			
ADT 11099															85th Percentile 55 MPH Mean Speed(Average) 44 MPH Median 48 MPH Mode 53 MPH		
<i>Comments:</i>																	

Report generated on 10/13/2014 10:23 AM

SOURCE: Quality Counts, LLC (<http://www.qualitycounts.net>)



LOCATION: 1. Green Valley Rd from County Line to Sophia Pkwy SPECIFIC LOCATION: 0 ft from CITY/STATE: El Dorado Hills, CA														QC JOB #: 12004733 DIRECTION: EB/WB DATE: May 02 2014			
Start Time	1	16	21	26	31	36	41	46	51	56	61	66	71	76	Total	Pace Speed	Number in Pace
12:00 AM																	
12:15 AM																	
12:30 AM																	
12:45 AM																	
1:00 AM																	
1:15 AM																	
1:30 AM																	
1:45 AM																	
2:00 AM																	
2:15 AM																	
2:30 AM																	
2:45 AM																	
3:00 AM																	
3:15 AM																	
3:30 AM																	
3:45 AM																	
4:00 AM																	
4:15 AM																	
4:30 AM																	
4:45 AM																	
5:00 AM																	
5:15 AM																	
5:30 AM																	
5:45 AM																	
Day Total																	
Percent																	
AM Peak																	
Volume																	
PM Peak																	
Volume																	
<i>Comments:</i>																	

LOCATION: 1. Green Valley Rd from County Line to Sophia Pkwy SPECIFIC LOCATION: 0 ft from CITY/STATE: El Dorado Hills, CA															QC JOB #: 12004733 DIRECTION: EB/WB DATE: May 02 2014		
Start Time	1	16	21	26	31	36	41	46	51	56	61	66	71	76	Total	Pace Speed	Number in Pace
6:00 AM																	
6:15 AM																	
6:30 AM																	
6:45 AM																	
7:00 AM																	
7:15 AM																	
7:30 AM																	
7:45 AM																	
8:00 AM																	
8:15 AM																	
8:30 AM																	
8:45 AM																	
9:00 AM																	
9:15 AM																	
9:30 AM																	
9:45 AM																	
10:00 AM																	
10:15 AM																	
10:30 AM																	
10:45 AM																	
11:00 AM																	
11:15 AM																	
11:30 AM																	
11:45 AM																	
Day Total																	
Percent																	
AM Peak																	
Volume																	
PM Peak																	
Volume																	
<i>Comments:</i>																	

LOCATION: 1. Green Valley Rd from County Line to Sophia Pkwy SPECIFIC LOCATION: 0 ft from CITY/STATE: El Dorado Hills, CA															QC JOB #: 12004733 DIRECTION: EB/WB DATE: May 02 2014																	
Start Time	15	16	20	21	25	26	30	31	35	36	40	41	45	46	50	51	55	56	60	61	65	66	70	71	75	76	999	Total	Pace Speed	Number in Pace		
12:00 PM																																
12:15 PM																																
12:30 PM																																
12:45 PM																																
1:00 PM																																
1:15 PM																																
1:30 PM																																
1:45 PM																																
2:00 PM																																
2:15 PM																																
2:30 PM																																
2:45 PM	35	1	0	7	26	41	110	110	75	34	6	1	0	0													446	41-50	220			
3:00 PM	48	3	2	4	11	29	70	134	87	32	5	0	0	0													425	46-55	220			
3:15 PM	40	2	8	8	25	61	90	96	77	30	8	3	0	0													448	41-50	185			
3:30 PM	59	3	9	11	12	61	90	103	57	30	8	0	0	0													443	41-50	193			
3:45 PM	54	2	4	14	38	57	105	122	65	27	4	1	0	0													493	41-50	226			
4:00 PM	44	0	2	2	5	50	121	141	57	29	4	0	1	0													456	41-50	262			
4:15 PM	52	1	8	12	12	25	93	129	128	36	10	0	0	0													506	46-55	257			
4:30 PM	61	7	24	16	22	42	71	99	81	19	4	0	0	0													446	46-55	179			
4:45 PM	78	6	8	22	63	59	73	101	61	17	5	0	0	0													493	41-50	173			
5:00 PM	51	9	15	24	53	62	79	99	42	10	1	0	0	0													445	41-50	178			
5:15 PM	56	2	19	39	76	62	64	56	28	9	2	0	0	0													413	31-40	138			
5:30 PM	73	6	13	48	67	70	69	44	44	10	1	0	0	0													445	36-45	139			
5:45 PM	64	4	7	24	26	54	77	78	73	25	3	1	0	1													437	41-50	155			
Day Total																																
Percent																																
AM Peak Volume																																
PM Peak Volume																																
Comments:																																

LOCATION: 1. Green Valley Rd from County Line to Sophia Pkwy SPECIFIC LOCATION: 0 ft from CITY/STATE: El Dorado Hills, CA															QC JOB #: 12004733 DIRECTION: EB/WB DATE: May 02 2014		
Start Time	1 15	16 20	21 25	26 30	31 35	36 40	41 45	46 50	51 55	56 60	61 65	66 70	71 75	76 999	Total	Pace Speed	Number in Pace
6:00 PM	62	1	16	26	17	40	80	86	83	24	5	2	0	0	442	46-55	169
6:15 PM	49	0	6	14	25	42	81	100	79	30	9	1	0	0	436	41-50	181
6:30 PM	43	0	0	0	5	35	50	115	99	40	11	2	0	0	400	46-55	214
6:45 PM	31	0	0	2	3	11	60	118	93	43	8	1	0	0	370	46-55	211
7:00 PM	32	0	1	2	6	25	52	107	99	27	7	0	2	0	360	46-55	206
7:15 PM	30	0	1	0	0	6	30	121	121	37	15	4	0	0	365	46-55	241
7:30 PM	20	0	0	2	11	12	44	90	84	32	9	0	0	1	305	46-55	174
7:45 PM	14	0	1	1	6	7	34	83	87	47	7	0	0	0	287	46-55	169
8:00 PM	14	0	1	0	1	13	53	98	82	26	4	1	0	0	293	46-55	179
8:15 PM	10	0	1	2	1	6	36	81	82	34	8	2	0	0	263	46-55	162
8:30 PM	12	0	0	1	2	12	20	60	95	34	8	1	0	0	245	46-55	155
8:45 PM	15	0	1	0	2	7	15	81	74	29	14	0	0	0	238	46-55	155
9:00 PM	16	0	0	0	0	10	44	75	72	35	11	6	0	0	269	46-55	147
9:15 PM	7	0	0	0	0	1	15	63	73	47	9	3	0	0	218	46-55	136
9:30 PM	11	0	0	0	0	6	25	56	77	46	6	4	1	0	232	46-55	133
9:45 PM	10	0	0	0	0	1	17	39	73	45	12	0	0	0	197	51-60	118
10:00 PM	6	0	0	0	1	3	23	56	60	36	7	4	0	0	196	46-55	116
10:15 PM	3	0	0	0	0	0	8	24	49	34	6	3	0	0	127	51-60	83
10:30 PM	3	0	3	0	0	2	13	39	37	27	14	4	0	0	142	46-55	76
10:45 PM	3	0	0	0	0	0	2	11	37	41	9	4	0	0	107	51-60	78
11:00 PM	1	0	0	1	0	0	3	15	29	29	12	2	0	0	92	51-60	57
11:15 PM	6	0	0	2	0	0	0	11	32	29	11	4	0	0	95	51-60	60
11:30 PM	5	0	0	0	1	1	1	10	30	32	4	2	1	0	87	51-60	62
11:45 PM	0	0	0	0	0	0	1	3	14	24	10	1	0	0	53	52-61	37
Day Total	1118	47	150	284	517	913	1819	2854	2536	1136	277	57	5	2	11715	46-55	5390
Percent	9.5%	0.4%	1.3%	2.4%	4.4%	7.8%	15.5%	24.4%	21.6%	9.7%	2.4%	0.5%	0.0%	0.0%			
AM Peak Volume																	
PM Peak Volume	4:45 PM	5:00 PM	4:30 PM	5:30 PM	5:15 PM	5:30 PM	4:00 PM	4:00 PM	4:15 PM	7:45 PM	7:15 PM	9:00 PM	7:00 PM	5:45 PM	4:15 PM		
	78	9	24	48	76	70	121	141	128	47	15	6	2	1	506		
<i>Comments:</i>																	

LOCATION: 1. Green Valley Rd from County Line to Sophia Pkwy SPECIFIC LOCATION: 0 ft from CITY/STATE: El Dorado Hills, CA															QC JOB #: 12004733 DIRECTION: EB/WB DATE: May 03 2014		
Start Time	15	20	25	30	35	40	45	50	55	60	65	70	75	999	Total	Pace Speed	Number in Pace
12:00 AM	2	0	0	0	0	0	6	2	22	23	15	2	0	0	72	51-60	44
12:15 AM	1	0	0	1	0	2	2	3	24	11	5	2	0	0	51	51-60	35
12:30 AM	1	0	0	0	0	0	0	6	6	9	7	1	0	0	30	56-65	15
12:45 AM	2	0	0	1	1	0	2	4	9	10	5	0	0	0	34	51-60	19
1:00 AM	2	0	0	0	0	0	0	3	7	13	8	1	1	0	35	56-65	21
1:15 AM	2	0	0	0	1	0	1	4	7	10	2	2	0	0	29	51-60	17
1:30 AM	2	0	0	0	0	0	0	1	11	13	2	1	1	0	31	51-60	24
1:45 AM	0	0	0	0	2	0	1	2	6	7	5	0	0	0	23	55-64	12
2:00 AM	0	0	0	0	0	0	1	2	5	6	4	1	0	0	19	56-65	10
2:15 AM	0	0	0	0	0	0	1	4	4	4	2	0	0	0	15	51-60	8
2:30 AM	0	0	0	0	0	0	1	0	5	4	5	3	0	0	18	52-61	9
2:45 AM	2	0	0	0	0	0	1	1	2	3	1	0	0	0	10	55-64	4
3:00 AM	0	0	0	0	0	0	0	0	5	2	1	3	0	0	11	51-60	7
3:15 AM	1	0	0	0	0	0	0	0	1	4	1	0	1	0	8	51-60	5
3:30 AM	3	0	0	0	0	0	0	1	5	2	2	1	0	0	14	51-60	7
3:45 AM	1	0	0	0	0	0	0	0	1	3	1	1	0	0	7	51-60	4
4:00 AM	0	0	0	0	0	0	0	1	2	5	3	1	0	0	12	57-66	7
4:15 AM	0	0	0	0	0	0	0	0	7	7	4	1	0	0	19	52-61	13
4:30 AM	1	0	0	0	0	0	0	0	6	6	8	0	0	0	21	56-65	14
4:45 AM	2	0	0	0	0	0	0	2	2	4	2	3	2	0	17	56-65	6
5:00 AM	0	0	0	0	0	0	0	2	4	5	8	4	0	0	23	56-65	13
5:15 AM	5	0	0	0	0	1	3	0	5	9	5	7	0	0	35	53-62	14
5:30 AM	2	0	0	0	0	0	0	5	14	15	9	4	3	0	52	51-60	29
5:45 AM	2	0	0	1	0	0	1	4	10	19	8	3	5	0	53	53-62	28
Day Total																	
Percent																	
AM Peak Volume																	
PM Peak Volume																	
Comments:																	

LOCATION: 1. Green Valley Rd from County Line to Sophia Pkwy SPECIFIC LOCATION: 0 ft from CITY/STATE: El Dorado Hills, CA															QC JOB #: 12004733 DIRECTION: EB/WB DATE: May 03 2014		
Start Time	15	20	25	30	35	40	45	50	55	60	65	70	75	999	Total	Pace Speed	Number in Pace
6:00 AM	2	0	1	1	0	0	3	2	12	20	16	4	1	0	62	56-65	36
6:15 AM	8	0	0	0	0	3	4	23	16	19	20	7	1	0	101	46-55	39
6:30 AM	4	0	0	0	1	0	4	18	25	37	20	7	1	0	117	51-60	62
6:45 AM	8	0	2	0	0	0	4	14	34	43	27	6	1	0	139	51-60	76
7:00 AM	11	0	1	0	0	0	13	25	47	46	22	5	0	0	170	51-60	92
7:15 AM	6	0	0	0	0	0	9	49	56	47	18	2	0	0	187	48-57	104
7:30 AM	16	0	1	0	0	0	12	45	73	41	22	2	0	0	212	47-56	117
7:45 AM	10	1	0	2	5	16	32	60	56	26	9	2	0	0	219	46-55	115
8:00 AM	22	1	1	1	1	5	25	60	62	44	17	1	0	0	240	46-55	122
8:15 AM	13	1	0	0	0	13	42	72	74	36	10	3	0	0	264	46-55	146
8:30 AM	22	0	1	2	5	16	39	85	88	37	10	0	0	0	305	46-55	173
8:45 AM	30	4	1	7	5	18	57	71	75	29	4	2	0	0	303	46-55	146
9:00 AM	17	1	0	0	4	16	62	111	76	22	6	0	0	0	315	46-55	186
9:15 AM	39	5	7	12	32	37	59	84	54	18	2	1	0	0	350	41-50	143
9:30 AM	48	0	3	11	14	46	68	88	63	19	3	0	0	0	363	41-50	156
9:45 AM	40	1	3	13	15	39	92	111	53	18	4	1	1	0	391	41-50	202
10:00 AM	41	1	7	1	20	37	60	113	75	19	4	1	0	0	379	46-55	188
10:15 AM	37	2	3	8	15	22	72	104	91	28	14	2	0	0	398	46-55	194
10:30 AM	55	1	6	11	11	36	78	104	82	26	6	1	0	0	417	46-55	185
10:45 AM	34	2	2	16	38	55	83	87	44	13	4	2	0	0	380	41-50	169
11:00 AM	41	2	10	16	23	53	86	93	44	22	5	1	0	0	396	41-50	179
11:15 AM	51	4	6	6	9	32	93	105	59	18	3	0	0	0	386	41-50	198
11:30 AM	44	0	5	10	28	65	98	150	66	22	5	1	0	1	495	41-50	248
11:45 AM	38	6	14	15	21	49	101	111	71	23	5	0	0	0	454	41-50	211
Day Total																	
Percent																	
AM Peak Volume																	
PM Peak Volume																	
Comments:																	

LOCATION: 1. Green Valley Rd from County Line to Sophia Pkwy SPECIFIC LOCATION: 0 ft from CITY/STATE: El Dorado Hills, CA															QC JOB #: 12004733 DIRECTION: EB/WB DATE: May 03 2014		
Start Time	1 15	16 20	21 25	26 30	31 35	36 40	41 45	46 50	51 55	56 60	61 65	66 70	71 75	76 999	Total	Pace Speed	Number in Pace
12:00 PM	47	4	5	30	30	55	86	93	57	18	1	1	0	0	427	41-50	179
12:15 PM	56	9	5	13	22	57	80	81	64	23	5	0	0	0	415	41-50	160
12:30 PM	47	1	7	7	14	60	108	102	79	19	2	0	0	0	446	41-50	209
12:45 PM	46	9	19	17	18	39	73	77	62	21	2	2	0	0	385	41-50	150
1:00 PM	52	2	1	9	29	66	91	102	65	27	6	1	0	0	451	41-50	192
1:15 PM	55	8	12	13	40	56	90	112	60	23	3	0	0	0	472	41-50	201
1:30 PM	67	12	32	28	47	64	79	47	18	9	2	0	0	0	405	36-45	143
1:45 PM	48	2	7	10	17	35	105	136	71	15	3	0	0	0	449	41-50	240
2:00 PM	42	0	1	7	26	49	88	113	59	22	4	1	0	0	412	41-50	201
2:15 PM	56	8	7	5	19	38	80	88	68	25	1	0	0	0	395	41-50	168
2:30 PM	50	6	9	14	19	49	87	89	49	29	2	1	0	0	404	41-50	176
2:45 PM	43	0	1	8	11	44	118	97	53	37	7	1	0	0	420	41-50	214
3:00 PM	52	2	5	5	31	53	86	85	68	19	3	0	0	0	409	41-50	171
3:15 PM	57	0	3	4	12	49	79	109	66	29	9	1	0	0	418	41-50	188
3:30 PM	45	1	8	4	28	45	95	101	57	20	9	0	0	0	413	41-50	195
3:45 PM	47	3	4	13	32	30	82	85	62	30	5	1	0	0	394	41-50	167
4:00 PM	48	3	12	14	17	41	82	89	57	25	3	0	0	0	391	41-50	171
4:15 PM	57	1	8	8	31	52	77	69	46	20	3	1	0	0	373	41-50	146
4:30 PM	39	2	3	1	4	34	99	125	69	35	5	2	0	0	418	41-50	224
4:45 PM	64	0	2	8	13	50	94	109	61	17	4	0	0	0	422	41-50	203
5:00 PM	40	7	7	8	12	24	78	122	79	29	2	1	0	0	409	46-55	201
5:15 PM	36	1	1	4	22	24	91	138	79	33	10	1	0	0	440	41-50	229
5:30 PM	43	1	0	4	3	10	61	99	113	49	9	1	0	0	393	46-55	212
5:45 PM	36	0	1	3	8	39	65	109	108	39	7	1	0	0	416	46-55	217
Day Total																	
Percent																	
AM Peak																	
Volume																	
PM Peak																	
Volume																	
Comments:																	

LOCATION: 1. Green Valley Rd from County Line to Sophia Pkwy SPECIFIC LOCATION: 0 ft from CITY/STATE: El Dorado Hills, CA															QC JOB #: 12004733 DIRECTION: EB/WB DATE: May 03 2014		
Start Time	1 15	16 20	21 25	26 30	31 35	36 40	41 45	46 50	51 55	56 60	61 65	66 70	71 75	76 999	Total	Pace Speed	Number in Pace
6:00 PM	28	0	1	2	3	15	57	111	113	55	15	0	0	0	400	46-55	224
6:15 PM	26	0	0	1	5	34	67	89	78	38	8	0	1	0	347	46-55	167
6:30 PM	19	1	5	0	2	17	48	116	89	43	4	1	1	0	346	46-55	205
6:45 PM	16	1	0	4	1	22	44	87	79	29	5	1	0	0	289	46-55	166
7:00 PM	18	0	0	0	5	5	50	106	73	34	9	0	0	0	300	46-55	179
7:15 PM	10	0	2	1	7	14	57	67	95	27	5	1	0	1	287	46-55	162
7:30 PM	16	1	0	0	4	12	60	85	70	25	6	1	0	0	280	46-55	155
7:45 PM	22	0	1	0	0	7	33	58	73	42	14	2	0	0	252	46-55	131
8:00 PM	14	0	0	7	4	19	69	57	62	25	5	3	0	0	265	41-50	126
8:15 PM	11	0	0	0	0	5	33	62	68	34	12	2	0	0	227	46-55	130
8:30 PM	7	0	0	0	0	11	29	78	70	34	5	1	0	0	235	46-55	148
8:45 PM	8	0	0	0	1	3	21	37	78	45	15	2	0	0	210	51-60	123
9:00 PM	17	0	0	0	2	5	20	66	75	56	14	2	0	0	257	46-55	141
9:15 PM	13	0	0	1	0	5	13	60	83	33	7	2	0	0	217	46-55	143
9:30 PM	15	0	0	3	0	5	14	47	66	33	16	1	0	0	200	46-55	112
9:45 PM	7	0	0	0	0	1	10	44	60	31	11	1	0	0	165	46-55	104
10:00 PM	11	0	1	0	1	1	11	42	58	46	10	5	0	0	186	51-60	103
10:15 PM	2	0	0	0	0	0	10	37	68	33	12	3	1	0	166	47-56	104
10:30 PM	1	0	0	0	0	1	17	29	49	35	5	3	0	0	140	51-60	84
10:45 PM	8	0	0	0	0	0	5	29	40	42	11	2	1	0	138	51-60	82
11:00 PM	3	0	0	0	0	0	8	30	51	20	8	1	0	0	121	46-55	81
11:15 PM	2	0	0	0	0	2	6	22	37	34	9	1	0	0	113	51-60	71
11:30 PM	0	0	0	0	0	1	6	21	25	23	6	0	1	0	83	51-60	47
11:45 PM	2	0	0	0	1	1	3	13	29	31	2	2	1	0	85	51-60	60
Day Total	2117	117	244	391	792	1810	3981	5602	4725	2328	690	145	24	2	22968	46-55	10327
Percent	9.2%	0.5%	1.1%	1.7%	3.4%	7.9%	17.3%	24.4%	20.6%	10.1%	3.0%	0.6%	0.1%	0.0%			
ADT 22968																	
AM Peak Volume	10:30 AM	11:45 AM	11:45 AM	10:45 AM	10:45 AM	11:30 AM	11:45 AM	11:30 AM	10:15 AM	7:15 AM	6:45 AM	5:15 AM	5:45 AM	11:30 AM	11:30 AM		
	55	6	14	16	38	65	101	150	91	47	27	7	5	1	495		
PM Peak Volume	1:30 PM	1:30 PM	1:30 PM	12:00 PM	1:30 PM	1:00 PM	2:45 PM	5:15 PM	5:30 PM	9:00 PM	9:30 PM	10:00 PM	6:15 PM	7:15 PM	1:15 PM		
	67	12	32	30	47	66	118	138	113	56	16	5	1	1	472		
<i>Comments:</i>																	

LOCATION: 1. Green Valley Rd from County Line to Sophia Pkwy SPECIFIC LOCATION: 0 ft from CITY/STATE: El Dorado Hills, CA															QC JOB #: 12004733 DIRECTION: EB/WB DATE: May 04 2014		
Start Time	15	16	21	26	31	36	41	46	51	56	61	66	71	76	Total	Pace Speed	Number in Pace
	15	20	25	30	35	40	45	50	55	60	65	70	75	999			
12:00 AM	0	1	0	2	4	1	3	12	26	17	7	4	0	0	77	51-60	43
12:15 AM	2	0	0	0	0	0	1	7	19	15	11	0	0	0	55	51-60	34
12:30 AM	0	1	1	0	0	0	2	14	15	12	6	1	1	0	53	46-55	29
12:45 AM	2	0	0	0	0	1	3	4	17	15	2	0	0	0	44	51-60	32
1:00 AM	3	0	0	0	0	0	0	7	7	16	7	1	0	0	41	51-60	23
1:15 AM	0	0	0	1	0	2	5	7	10	13	4	0	0	0	42	51-60	23
1:30 AM	0	0	0	0	0	0	0	3	14	8	5	1	0	0	31	51-60	22
1:45 AM	1	0	0	0	0	0	1	3	6	10	3	0	0	0	24	51-60	16
2:00 AM	0	0	0	0	0	0	0	5	5	7	5	0	1	0	23	53-62	12
2:15 AM	1	0	1	0	0	0	1	2	12	6	2	0	0	0	25	51-60	18
2:30 AM	0	0	0	0	0	0	0	3	4	6	6	1	0	0	20	56-65	11
2:45 AM	1	0	0	0	0	0	1	0	3	5	3	0	0	0	13	51-60	8
3:00 AM	0	0	0	0	0	0	0	1	3	5	0	0	1	0	10	51-60	8
3:15 AM	0	0	0	0	0	0	1	0	5	2	0	0	0	0	8	51-60	7
3:30 AM	2	1	0	0	0	0	0	0	1	2	1	1	0	0	8	56-65	3
3:45 AM	0	0	0	0	0	0	0	2	1	7	2	0	2	0	14	56-65	8
4:00 AM	0	0	0	0	0	0	0	0	1	1	4	0	1	0	7	56-65	5
4:15 AM	1	0	0	0	0	0	0	0	2	1	2	2	0	0	8	61-70	4
4:30 AM	0	0	0	0	0	0	0	2	4	3	2	2	0	0	13	53-62	6
4:45 AM	4	0	0	0	0	0	2	1	8	4	5	1	0	0	25	51-60	12
5:00 AM	0	0	0	0	0	0	0	0	4	4	4	0	0	0	12	56-65	8
5:15 AM	1	0	0	0	0	0	0	3	8	10	3	1	0	0	26	51-60	18
5:30 AM	3	0	0	0	0	0	0	6	5	12	9	3	3	0	41	56-65	20
5:45 AM	2	0	0	0	0	0	2	2	8	13	8	6	1	0	42	56-65	21
Day Total																	
Percent																	
AM Peak Volume																	
PM Peak Volume																	
Comments:																	

LOCATION: 1. Green Valley Rd from County Line to Sophia Pkwy SPECIFIC LOCATION: 0 ft from CITY/STATE: El Dorado Hills, CA															QC JOB #: 12004733 DIRECTION: EB/WB DATE: May 04 2014		
Start Time	15	20	25	30	35	40	45	50	55	60	65	70	75	999	Total	Pace Speed	Number in Pace
6:00 AM	5	0	0	1	0	0	1	3	10	15	12	9	4	0	60	56-65	26
6:15 AM	4	0	0	0	0	1	0	2	16	21	13	4	2	1	64	51-60	37
6:30 AM	2	0	0	2	0	0	0	10	18	21	15	8	2	3	81	51-60	39
6:45 AM	2	0	0	0	0	0	1	7	31	24	20	7	1	0	93	51-60	54
7:00 AM	4	0	0	0	0	5	16	18	25	16	6	4	0	0	94	51-60	43
7:15 AM	8	0	0	0	0	7	16	41	39	15	5	1	0	0	132	51-60	80
7:30 AM	8	0	1	0	0	9	27	33	26	16	2	0	0	0	122	51-60	59
7:45 AM	8	0	0	0	0	9	20	58	51	11	3	0	0	0	160	51-60	108
8:00 AM	6	0	0	0	0	1	21	25	43	31	17	1	2	0	147	51-60	74
8:15 AM	13	1	0	0	0	11	20	41	64	38	12	3	0	0	203	46-55	105
8:30 AM	17	1	1	1	2	19	27	59	73	27	10	1	1	0	239	46-55	132
8:45 AM	14	1	1	0	1	16	30	64	77	66	10	1	0	1	282	51-60	142
9:00 AM	20	1	1	0	1	13	50	75	85	46	6	0	1	0	299	46-55	160
9:15 AM	15	1	1	1	1	12	50	77	49	47	6	1	0	1	262	41-50	127
9:30 AM	19	1	2	1	9	14	61	86	74	34	7	0	0	0	308	46-55	160
9:45 AM	18	1	5	4	10	21	31	85	92	44	5	0	0	0	316	46-55	176
10:00 AM	18	1	3	1	8	15	59	74	78	51	3	2	0	0	313	46-55	152
10:15 AM	29	0	2	2	4	17	41	104	101	34	4	2	0	0	338	46-55	204
10:30 AM	44	1	2	4	9	22	54	92	74	38	9	0	0	0	349	46-55	166
10:45 AM	32	4	1	3	4	29	76	91	77	26	5	0	0	1	349	46-55	167
11:00 AM	30	1	1	7	16	60	83	88	85	32	10	0	0	0	413	46-55	173
11:15 AM	34	1	3	18	25	41	74	106	62	19	4	1	0	0	388	41-50	179
11:30 AM	42	2	2	1	15	42	67	82	73	28	6	1	1	0	362	46-55	155
11:45 AM	35	1	2	7	6	36	88	117	64	16	3	1	1	0	377	41-50	204
Day Total																	
Percent																	
AM Peak Volume																	
PM Peak Volume																	
Comments:																	

LOCATION: 1. Green Valley Rd from County Line to Sophia Pkwy SPECIFIC LOCATION: 0 ft from CITY/STATE: El Dorado Hills, CA															QC JOB #: 12004733 DIRECTION: EB/WB DATE: May 04 2014		
Start Time	15	16	21	26	31	36	41	46	51	56	61	66	71	76	Total	Pace Speed	Number in Pace
	15	20	25	30	35	40	45	50	55	60	65	70	75	999			
12:00 PM	45	4	1	1	10	33	93	150	65	24	3	1	0	0	430	41-50	243
12:15 PM	31	0	6	7	8	42	94	113	80	23	17	4	0	0	425	41-50	207
12:30 PM	40	1	9	12	8	34	67	98	78	25	3	2	0	0	377	46-55	176
12:45 PM	42	0	4	18	24	47	78	106	68	24	0	0	0	0	411	41-50	183
1:00 PM	53	0	3	3	18	31	77	113	68	27	3	0	0	0	396	41-50	190
1:15 PM	38	2	4	1	17	41	87	102	86	15	8	0	0	0	401	45-54	188
1:30 PM	42	0	11	14	17	56	92	92	62	12	3	1	0	0	402	41-50	183
1:45 PM	46	2	4	4	21	50	78	94	78	22	7	1	0	0	407	46-55	172
2:00 PM	30	1	6	7	28	50	80	84	79	29	5	0	0	0	399	41-50	164
2:15 PM	27	0	0	2	5	33	96	107	71	29	2	2	0	0	374	41-50	202
2:30 PM	34	0	2	1	13	32	74	104	84	31	8	2	0	0	385	46-55	188
2:45 PM	35	1	0	5	18	39	65	92	83	35	5	2	0	1	381	46-55	175
3:00 PM	29	1	2	2	3	19	48	95	91	28	7	2	0	0	327	46-55	185
3:15 PM	32	0	4	3	24	47	81	88	87	27	4	0	0	0	397	46-55	174
3:30 PM	27	3	12	13	9	40	88	115	61	16	5	0	0	0	389	41-50	203
3:45 PM	36	0	5	5	16	31	65	110	84	25	4	0	0	0	381	46-55	194
4:00 PM	48	10	9	16	25	37	78	95	75	24	3	2	0	0	422	41-50	173
4:15 PM	32	0	2	1	5	18	75	140	85	35	2	0	0	1	396	46-55	225
4:30 PM	30	0	0	4	4	30	78	92	93	41	7	1	0	0	380	46-55	185
4:45 PM	30	0	2	10	9	31	82	104	59	35	9	0	0	1	372	41-50	186
5:00 PM	27	4	1	6	20	24	62	72	97	40	8	0	0	1	362	46-55	168
5:15 PM	27	2	2	0	4	18	79	107	95	27	3	1	0	0	365	46-55	202
5:30 PM	21	0	3	1	10	24	47	71	104	51	13	2	0	0	347	46-55	175
5:45 PM	34	0	1	4	6	24	47	101	85	33	9	1	0	0	345	46-55	186
Day Total																	
Percent																	
AM Peak Volume																	
PM Peak Volume																	
Comments:																	

LOCATION: 1. Green Valley Rd from County Line to Sophia Pkwy SPECIFIC LOCATION: 0 ft from CITY/STATE: El Dorado Hills, CA															QC JOB #: 12004733 DIRECTION: EB/WB DATE: May 04 2014		
Start Time	1 15	16 20	21 25	26 30	31 35	36 40	41 45	46 50	51 55	56 60	61 65	66 70	71 75	76 999	Total	Pace Speed	Number in Pace
6:00 PM	25	0	2	0	1	15	58	93	90	38	12	1	0	0	335	46-55	183
6:15 PM	14	0	2	1	0	10	25	91	76	59	12	1	0	0	291	46-55	166
6:30 PM	20	0	0	0	0	4	22	59	95	36	9	1	0	0	246	46-55	154
6:45 PM	12	0	0	2	0	4	29	67	78	42	20	1	0	0	255	46-55	145
7:00 PM	10	0	0	1	0	2	26	57	79	54	12	1	0	0	242	46-55	136
7:15 PM	21	1	1	0	2	15	28	61	70	35	10	1	1	0	246	46-55	131
7:30 PM	12	0	1	0	1	2	26	67	65	44	8	1	0	0	227	46-55	132
7:45 PM	9	0	0	0	0	2	16	54	93	36	14	3	0	0	227	46-55	147
8:00 PM	6	0	0	0	0	1	22	70	70	31	6	1	0	0	207	46-55	140
8:15 PM	13	1	0	0	1	9	15	54	68	35	9	2	0	0	207	46-55	121
8:30 PM	7	0	0	2	2	5	20	43	60	35	17	1	0	0	192	46-55	103
8:45 PM	7	0	2	3	1	2	27	65	52	27	9	0	0	0	195	46-55	117
9:00 PM	6	0	0	0	0	1	1	36	39	45	13	3	0	0	144	51-60	84
9:15 PM	3	0	0	0	0	0	12	23	53	29	9	5	0	0	134	51-60	82
9:30 PM	2	0	0	0	0	3	4	30	26	37	13	3	0	0	118	51-60	63
9:45 PM	2	0	0	0	0	1	12	29	31	37	11	2	0	0	125	51-60	68
10:00 PM	4	0	0	0	0	0	3	20	37	13	10	2	0	0	89	46-55	57
10:15 PM	5	0	0	0	0	1	2	6	21	36	14	4	0	1	90	51-60	57
10:30 PM	2	0	1	0	0	1	7	10	24	14	11	3	0	0	73	51-60	37
10:45 PM	0	0	0	0	1	0	2	16	21	10	2	0	0	0	52	46-55	37
11:00 PM	0	0	0	0	0	0	0	2	9	15	9	4	0	0	39	51-60	24
11:15 PM	1	0	0	0	0	0	1	4	14	8	5	1	0	0	34	51-60	22
11:30 PM	1	0	0	0	0	1	0	3	11	14	6	2	0	0	38	51-60	24
11:45 PM	0	0	1	0	1	0	0	1	4	8	2	0	0	0	17	51-60	12
Day Total	1468	54	131	205	447	1284	3055	4857	4688	2409	717	149	31	12	19507	46-55	9545
Percent	7.5%	0.3%	0.7%	1.1%	2.3%	6.6%	15.7%	24.9%	24.0%	12.3%	3.7%	0.8%	0.2%	0.1%			
ADT 19507																	
AM Peak Volume	10:30 AM	10:45 AM	9:45 AM	11:15 AM	11:15 AM	11:00 AM	11:45 AM	11:45 AM	10:15 AM	8:45 AM	6:45 AM	6:00 AM	6:00 AM	6:30 AM	11:00 AM		
	44	4	5	18	25	60	88	117	101	66	20	9	4	3	413		
PM Peak Volume	1:00 PM	4:00 PM	3:30 PM	12:45 PM	2:00 PM	1:30 PM	2:15 PM	12:00 PM	5:30 PM	6:15 PM	6:45 PM	9:15 PM	7:15 PM	2:45 PM	12:00 PM		
	53	10	12	18	28	56	96	150	104	59	20	5	1	1	430		
<i>Comments:</i>																	

LOCATION: 1. Green Valley Rd from County Line to Sophia Pkwy SPECIFIC LOCATION: 0 ft from CITY/STATE: El Dorado Hills, CA															QC JOB #: 12004733 DIRECTION: EB/WB DATE: May 05 2014		
Start Time	15	16	21	26	31	36	41	46	51	56	61	66	71	76	Total	Pace Speed	Number in Pace
	15	20	25	30	35	40	45	50	55	60	65	70	75	999			
12:00 AM	0	0	0	0	0	0	0	1	4	7	7	1	2	0	22	56-65	13
12:15 AM	1	0	0	0	0	0	1	5	6	9	7	0	0	0	29	56-65	15
12:30 AM	0	0	1	0	0	0	0	2	2	2	2	4	0	0	13	61-70	6
12:45 AM	0	0	0	0	0	0	0	3	7	5	3	1	0	1	20	51-60	12
1:00 AM	1	0	0	0	0	0	0	0	5	7	3	0	0	0	16	53-62	11
1:15 AM	0	0	0	0	0	1	0	1	2	6	1	0	0	0	11	51-60	8
1:30 AM	0	0	0	0	0	0	0	0	4	4	2	1	0	0	11	51-60	8
1:45 AM	1	0	0	0	0	0	0	2	4	0	0	0	0	0	7	46-55	6
2:00 AM	0	0	0	0	0	0	0	2	3	1	0	4	0	0	10	50-59	4
2:15 AM	0	0	0	0	0	0	0	1	6	4	0	1	0	0	12	51-60	10
2:30 AM	1	0	0	0	0	0	0	0	1	3	1	0	0	0	6	51-60	4
2:45 AM	1	0	0	0	0	0	0	1	2	2	0	0	0	0	6	51-60	4
3:00 AM	0	0	0	0	0	0	0	0	0	2	3	2	0	0	7	61-70	5
3:15 AM	1	0	0	0	0	0	0	1	2	2	0	0	0	0	6	51-60	4
3:30 AM	0	0	0	0	0	0	0	2	0	5	3	0	0	0	10	56-65	7
3:45 AM	3	0	0	0	0	1	1	0	4	2	3	3	0	0	17	51-60	6
4:00 AM	0	0	0	0	0	0	0	0	1	3	1	1	0	0	6	51-60	4
4:15 AM	0	0	0	0	0	0	0	2	8	4	5	0	1	0	20	51-60	12
4:30 AM	1	0	2	1	1	0	0	3	4	11	6	2	1	0	32	56-65	17
4:45 AM	1	0	0	0	0	0	2	2	7	9	8	5	0	0	34	56-65	17
5:00 AM	0	0	0	0	0	0	1	3	10	16	17	1	1	0	49	56-65	33
5:15 AM	6	0	0	0	0	0	1	5	17	31	24	4	1	0	89	56-65	54
5:30 AM	6	0	0	0	0	0	3	7	18	35	22	9	3	1	104	56-65	57
5:45 AM	7	0	0	0	0	0	2	16	33	58	37	8	4	1	166	56-65	95
Day Total																	
Percent																	
AM Peak Volume																	
PM Peak Volume																	
Comments:																	

LOCATION: 1. Green Valley Rd from County Line to Sophia Pkwy SPECIFIC LOCATION: 0 ft from CITY/STATE: El Dorado Hills, CA															QC JOB #: 12004733 DIRECTION: EB/WB DATE: May 05 2014		
Start Time	1 15	16 20	21 25	26 30	31 35	36 40	41 45	46 50	51 55	56 60	61 65	66 70	71 75	76 999	Total	Pace Speed	Number in Pace
6:00 AM	7	0	0	0	0	0	3	13	20	58	37	13	4	0	155	56-65	95
6:15 AM	12	0	0	0	0	0	7	24	62	47	43	12	3	1	211	51-60	109
6:30 AM	14	0	0	0	1	25	37	40	86	76	24	1	0	0	304	51-60	161
6:45 AM	27	1	1	0	0	9	33	92	103	63	28	4	1	0	362	46-55	195
7:00 AM	25	0	1	0	3	17	48	84	139	53	13	0	0	0	383	46-55	223
7:15 AM	28	2	14	17	8	16	43	80	117	55	7	1	0	0	388	46-55	196
7:30 AM	38	2	4	7	9	31	72	122	102	34	7	0	0	0	428	46-55	223
7:45 AM	38	0	5	7	21	31	61	103	113	44	10	1	1	0	435	46-55	216
8:00 AM	28	0	0	11	25	67	104	99	52	27	6	0	0	0	419	41-50	203
8:15 AM	37	1	7	11	28	48	78	75	72	29	5	3	0	0	394	41-50	153
8:30 AM	36	1	1	6	24	32	42	114	96	39	7	1	0	0	399	46-55	209
8:45 AM	43	8	33	30	35	53	72	49	40	11	1	1	0	0	376	36-45	125
9:00 AM	16	0	1	4	11	26	76	106	78	30	6	0	0	0	354	46-55	184
9:15 AM	13	1	0	0	2	16	48	99	75	46	9	0	0	0	309	46-55	174
9:30 AM	13	0	0	0	2	14	41	103	120	55	10	0	0	0	358	46-55	223
9:45 AM	16	0	1	0	9	14	47	83	100	37	6	1	0	0	314	46-55	183
10:00 AM	32	1	4	1	0	14	38	84	93	31	10	2	0	0	310	46-55	177
10:15 AM	24	0	1	2	8	25	47	88	70	39	4	2	0	0	310	46-55	158
10:30 AM	21	0	1	0	6	16	61	111	86	34	4	2	0	0	342	46-55	196
10:45 AM	18	1	2	4	5	17	35	67	105	36	10	2	0	0	302	46-55	172
11:00 AM	23	1	4	10	10	16	38	100	103	30	8	2	0	0	345	46-55	203
11:15 AM	19	1	1	2	15	10	57	106	81	26	7	0	0	0	325	46-55	186
11:30 AM	20	0	2	1	15	13	56	104	90	32	5	2	0	0	340	46-55	194
11:45 AM	25	0	3	1	2	22	55	89	112	43	9	0	0	0	361	46-55	200
Day Total																	
Percent																	
AM Peak																	
Volume																	
PM Peak																	
Volume																	
Comments:																	

LOCATION: 1. Green Valley Rd from County Line to Sophia Pkwy SPECIFIC LOCATION: 0 ft from CITY/STATE: El Dorado Hills, CA															QC JOB #: 12004733 DIRECTION: EB/WB DATE: May 05 2014		
Start Time	15	20	25	30	35	40	45	50	55	60	65	70	75	999	Total	Pace Speed	Number in Pace
12:00 PM	26	0	5	1	4	7	48	115	93	27	2	2	0	0	330	46-55	208
12:15 PM	26	0	5	1	0	29	37	90	100	40	11	2	0	0	341	46-55	190
12:30 PM	26	3	4	5	9	19	47	92	102	35	10	1	0	0	353	46-55	193
12:45 PM	23	0	1	2	3	36	84	115	65	16	4	0	0	0	349	41-50	199
1:00 PM	28	0	1	1	4	24	75	92	76	28	6	1	1	0	337	46-55	167
1:15 PM	33	1	3	0	11	24	59	122	111	30	7	0	0	0	401	46-55	232
1:30 PM	26	1	1	0	11	25	64	108	94	29	6	1	0	0	366	46-55	202
1:45 PM	26	0	1	4	2	18	59	91	90	45	9	0	0	0	345	46-55	181
2:00 PM	29	1	3	0	8	29	49	117	101	31	3	2	0	0	373	46-55	217
2:15 PM	32	0	1	1	11	50	83	136	75	22	4	1	0	0	416	41-50	218
2:30 PM	38	1	5	2	7	38	83	102	82	38	2	0	0	0	398	45-54	184
2:45 PM	32	2	0	1	13	37	103	106	77	28	3	1	0	0	403	41-50	208
3:00 PM	28	2	3	8	12	32	73	120	85	25	4	0	0	0	392	46-55	205
3:15 PM	31	0	5	1	4	35	91	128	82	23	3	0	0	0	403	41-50	219
3:30 PM	41	0	0	6	25	83	100	116	64	15	0	0	0	0	450	41-50	215
3:45 PM	57	1	10	25	27	56	125	86	40	12	2	0	0	1	442	41-50	210
4:00 PM	47	0	1	6	24	80	112	95	56	21	2	0	0	0	444	41-50	207
4:15 PM	52	4	11	18	16	44	86	119	51	24	2	0	0	0	427	41-50	205
4:30 PM	42	0	18	15	37	67	97	73	65	15	2	0	0	0	431	41-50	170
4:45 PM	58	0	4	8	36	83	106	106	74	20	4	0	0	0	499	41-50	211
5:00 PM	62	3	18	38	60	73	70	66	47	8	2	0	0	0	447	36-45	143
5:15 PM	53	5	3	22	57	68	108	83	50	8	3	0	0	0	460	41-50	191
5:30 PM	58	3	5	31	53	47	90	101	75	9	1	0	0	0	473	41-50	190
5:45 PM	56	5	13	41	36	50	77	76	58	11	1	0	0	0	424	41-50	152
Day Total																	
Percent																	
AM Peak Volume																	
PM Peak Volume																	
Comments:																	

LOCATION: 1. Green Valley Rd from County Line to Sophia Pkwy SPECIFIC LOCATION: 0 ft from CITY/STATE: El Dorado Hills, CA															QC JOB #: 12004733 DIRECTION: EB/WB DATE: May 05 2014		
Start Time	1 15	16 20	21 25	26 30	31 35	36 40	41 45	46 50	51 55	56 60	61 65	66 70	71 75	76 999	Total	Pace Speed	Number in Pace
6:00 PM	46	0	1	4	16	42	101	128	89	28	3	0	0	0	458	41-50	229
6:15 PM	30	2	3	1	7	44	90	115	98	24	2	0	0	0	416	46-55	213
6:30 PM	26	0	1	2	7	30	83	114	69	24	6	0	0	0	362	41-50	197
6:45 PM	27	1	2	3	3	17	61	141	99	18	11	1	0	0	384	46-55	240
7:00 PM	23	0	1	3	4	16	45	110	66	43	6	1	0	1	319	46-55	175
7:15 PM	17	0	2	0	0	9	45	92	78	30	10	1	0	0	284	46-55	170
7:30 PM	15	0	0	0	2	22	54	75	73	20	5	0	0	0	266	46-55	148
7:45 PM	8	0	0	0	3	8	39	68	77	36	6	0	0	0	245	46-55	145
8:00 PM	16	0	1	2	10	8	30	56	62	29	9	2	0	0	225	46-55	118
8:15 PM	8	0	1	0	6	17	21	76	55	23	9	1	0	0	217	46-55	131
8:30 PM	9	0	1	0	0	5	18	62	55	23	1	1	0	0	175	46-55	117
8:45 PM	6	0	0	0	3	32	38	53	27	13	0	1	0	0	173	41-50	90
9:00 PM	9	0	0	0	0	14	28	43	30	17	7	2	0	0	150	46-55	73
9:15 PM	5	0	1	1	0	6	33	39	36	21	9	3	1	1	156	46-55	75
9:30 PM	0	0	2	1	1	8	37	37	22	20	10	1	1	0	140	41-50	74
9:45 PM	3	0	1	0	0	0	10	35	53	23	8	1	0	0	134	46-55	87
10:00 PM	4	0	0	0	0	2	18	30	32	23	6	4	0	0	119	46-55	62
10:15 PM	1	0	2	3	1	3	3	19	16	18	2	1	0	0	69	46-55	35
10:30 PM	5	0	0	0	0	3	2	12	23	14	6	0	0	0	65	51-60	36
10:45 PM	1	1	1	0	0	0	4	12	14	7	2	1	0	0	43	46-55	25
11:00 PM	2	0	0	0	0	0	5	17	16	10	2	0	0	0	52	46-55	33
11:15 PM	0	1	0	0	0	0	0	8	19	14	1	0	0	0	43	51-60	32
11:30 PM	1	0	0	0	0	0	3	7	14	10	1	0	0	0	36	51-60	24
11:45 PM	0	0	0	0	0	0	0	4	4	7	3	1	0	0	19	56-65	10
Day Total	1795	57	230	372	773	1874	3904	5902	5205	2258	649	130	25	7	23181	46-55	11107
Percent	7.7%	0.2%	1.0%	1.6%	3.3%	8.1%	16.8%	25.5%	22.5%	9.7%	2.8%	0.6%	0.1%	0.0%			
ADT 23181																	
AM Peak Volume	8:45 AM	8:45 AM	8:45 AM	8:45 AM	8:45 AM	8:00 AM	8:00 AM	7:30 AM	7:00 AM	6:30 AM	6:15 AM	6:00 AM	5:45 AM	12:45 AM	7:45 AM		
	43	8	33	30	35	67	104	122	139	76	43	13	4	1	435		
PM Peak Volume	5:00 PM	5:15 PM	4:30 PM	5:45 PM	5:00 PM	3:30 PM	3:45 PM	6:45 PM	1:15 PM	1:45 PM	12:15 PM	10:00 PM	1:00 PM	3:45 PM	4:45 PM		
	62	5	18	41	60	83	125	141	111	45	11	4	1	1	499		
<i>Comments:</i>																	

LOCATION: 1. Green Valley Rd from County Line to Sophia Pkwy SPECIFIC LOCATION: 0 ft from CITY/STATE: El Dorado Hills, CA															QC JOB #: 12004733 DIRECTION: EB/WB DATE: May 06 2014		
Start Time	15	20	25	30	35	40	45	50	55	60	65	70	75	999	Total	Pace Speed	Number in Pace
12:00 AM	0	0	0	0	0	0	1	9	10	8	0	1	0	0	29	46-55	19
12:15 AM	0	0	0	0	0	0	1	3	6	4	3	0	0	0	17	51-60	10
12:30 AM	0	0	0	0	0	0	1	4	5	3	2	0	0	0	15	46-55	9
12:45 AM	1	0	0	1	0	1	1	1	8	4	1	0	0	0	18	51-60	12
1:00 AM	0	0	0	0	0	0	0	2	4	4	3	0	0	0	13	51-60	8
1:15 AM	1	0	1	0	0	0	1	3	2	0	2	1	0	0	11	46-55	5
1:30 AM	0	0	0	0	0	0	0	1	2	3	1	1	0	0	8	55-64	4
1:45 AM	0	0	0	0	0	0	0	1	4	2	1	0	0	0	8	51-60	6
2:00 AM	0	0	0	0	0	0	0	1	0	2	1	1	0	0	5	56-65	3
2:15 AM	0	0	0	0	0	0	2	1	1	2	0	0	0	0	6	51-60	3
2:30 AM	0	0	0	0	0	0	0	1	0	1	1	0	0	0	3	56-65	2
2:45 AM	1	0	0	0	0	0	1	2	1	6	1	2	0	0	14	51-60	7
3:00 AM	0	0	0	0	0	0	0	0	1	2	2	0	1	0	6	56-65	4
3:15 AM	2	0	0	0	0	1	1	3	4	1	1	1	0	0	14	46-55	7
3:30 AM	1	0	0	0	0	0	1	0	4	4	1	0	1	0	12	51-60	8
3:45 AM	0	0	0	0	0	0	0	2	1	4	4	0	0	1	12	56-65	8
4:00 AM	0	0	0	0	1	0	0	1	1	1	2	0	0	0	6	56-65	3
4:15 AM	0	0	0	0	0	0	1	2	3	2	7	2	0	0	17	56-65	9
4:30 AM	1	0	0	0	0	0	0	3	12	4	8	6	2	1	37	51-60	16
4:45 AM	0	0	0	0	0	0	2	4	8	13	11	2	0	0	40	56-65	24
5:00 AM	2	0	0	0	0	0	1	6	13	13	8	1	0	0	44	51-60	26
5:15 AM	1	1	0	1	0	0	2	9	27	26	18	6	0	0	91	51-60	53
5:30 AM	10	0	0	0	0	0	5	13	40	21	19	8	0	0	116	51-60	61
5:45 AM	7	0	0	0	0	1	0	10	33	42	27	14	2	1	137	51-60	75
Day Total																	
Percent																	
AM Peak Volume																	
PM Peak Volume																	
Comments:																	

LOCATION: 1. Green Valley Rd from County Line to Sophia Pkwy SPECIFIC LOCATION: 0 ft from CITY/STATE: El Dorado Hills, CA															QC JOB #: 12004733 DIRECTION: EB/WB DATE: May 06 2014		
Start Time	1 15	16 20	21 25	26 30	31 35	36 40	41 45	46 50	51 55	56 60	61 65	66 70	71 75	76 999	Total	Pace Speed	Number in Pace
6:00 AM	12	2	0	0	0	0	5	16	39	55	28	9	5	2	173	51-60	94
6:15 AM	9	0	0	0	0	9	8	48	42	53	44	15	3	0	231	56-65	97
6:30 AM	19	0	0	0	0	13	28	62	78	58	24	0	1	0	283	46-55	140
6:45 AM	22	0	0	0	4	10	44	81	103	68	32	11	3	1	379	46-55	184
7:00 AM	24	0	2	2	15	27	47	95	83	49	22	5	0	0	371	46-55	178
7:15 AM	30	3	10	8	9	19	48	102	102	60	18	4	0	1	414	46-55	203
7:30 AM	35	0	6	17	20	49	81	102	84	30	11	2	0	0	437	46-55	186
7:45 AM	39	8	29	49	34	52	104	107	48	17	3	0	0	0	490	41-50	210
8:00 AM	27	0	0	12	27	40	76	99	94	30	8	0	0	0	413	46-55	193
8:15 AM	52	2	6	7	10	23	50	119	87	37	7	1	0	1	402	46-55	205
8:30 AM	29	0	0	1	4	42	63	105	115	46	6	0	0	0	411	46-55	220
8:45 AM	32	1	4	9	23	40	80	97	68	24	4	1	0	0	383	41-50	176
9:00 AM	26	0	3	3	8	24	76	93	80	33	3	1	0	0	350	46-55	173
9:15 AM	21	1	0	2	2	17	53	105	85	34	10	1	0	0	331	46-55	190
9:30 AM	18	0	4	3	5	20	47	79	116	39	3	1	0	0	335	46-55	194
9:45 AM	18	0	2	0	3	25	50	100	91	27	5	2	0	0	323	46-55	190
10:00 AM	27	2	6	3	3	27	57	71	62	32	9	2	0	0	301	46-55	133
10:15 AM	26	0	2	11	22	19	45	91	76	21	3	0	0	0	316	46-55	166
10:30 AM	25	0	1	1	6	18	58	86	86	25	5	1	0	0	312	46-55	171
10:45 AM	18	1	2	0	2	7	48	100	105	32	9	0	0	0	324	46-55	205
11:00 AM	23	2	4	0	15	14	53	116	70	26	6	0	0	0	329	46-55	186
11:15 AM	27	0	2	3	0	17	55	100	81	26	15	0	0	1	327	46-55	180
11:30 AM	31	3	1	3	8	27	80	93	77	24	2	1	0	0	350	41-50	173
11:45 AM	23	0	0	4	8	26	80	142	53	25	3	0	0	0	364	41-50	221
Day Total																	
Percent																	
AM Peak Volume																	
PM Peak Volume																	
Comments:																	

LOCATION: 1. Green Valley Rd from County Line to Sophia Pkwy SPECIFIC LOCATION: 0 ft from CITY/STATE: El Dorado Hills, CA															QC JOB #: 12004733 DIRECTION: EB/WB DATE: May 06 2014		
Start Time	1 15	16 20	21 25	26 30	31 35	36 40	41 45	46 50	51 55	56 60	61 65	66 70	71 75	76 999	Total	Pace Speed	Number in Pace
12:00 PM	27	5	3	3	12	20	56	102	87	16	3	0	1	0	335	46-55	188
12:15 PM	22	1	1	1	6	24	77	124	85	27	7	2	0	0	377	46-55	209
12:30 PM	24	0	2	2	4	23	57	96	80	28	8	0	0	0	324	46-55	176
12:45 PM	21	0	4	3	14	24	46	100	84	35	11	1	2	0	345	46-55	184
1:00 PM	25	0	2	3	4	14	63	103	80	28	6	0	0	0	328	46-55	183
1:15 PM	39	1	3	6	6	31	75	98	69	22	5	0	0	0	355	41-50	173
1:30 PM	31	1	1	6	19	16	62	93	83	28	6	2	0	0	348	46-55	176
1:45 PM	36	0	2	3	2	32	66	94	82	29	6	0	0	0	352	46-55	175
2:00 PM	24	1	2	1	8	22	71	111	104	28	6	2	0	0	380	46-55	215
2:15 PM	25	0	2	0	2	19	102	109	97	31	9	1	0	0	397	41-50	211
2:30 PM	24	1	1	1	10	37	73	135	82	17	4	0	0	0	385	46-55	216
2:45 PM	36	5	4	13	14	26	67	125	85	25	2	0	0	0	402	46-55	210
3:00 PM	39	2	8	8	31	35	61	104	91	37	5	2	0	0	423	46-55	194
3:15 PM	39	1	1	2	6	42	117	137	74	38	3	0	0	0	460	41-50	253
3:30 PM	47	0	3	6	22	47	68	135	90	19	5	0	1	0	443	46-55	225
3:45 PM	47	2	1	22	30	34	93	130	75	20	6	0	0	0	460	41-50	223
4:00 PM	48	1	4	14	30	65	115	105	57	25	3	3	0	0	470	41-50	220
4:15 PM	46	1	4	11	14	42	110	109	72	27	8	1	0	0	445	41-50	219
4:30 PM	40	0	1	6	23	57	110	129	83	17	2	0	0	0	468	41-50	239
4:45 PM	61	1	1	4	17	55	95	112	75	31	6	0	0	0	458	41-50	206
5:00 PM	65	0	10	11	31	51	123	106	74	27	4	0	0	0	502	41-50	228
5:15 PM	61	2	8	23	47	75	86	102	46	22	1	0	0	0	473	41-50	187
5:30 PM	62	5	18	46	28	44	51	93	51	13	4	0	0	0	415	41-50	144
5:45 PM	70	16	17	29	41	74	94	66	24	13	1	0	0	0	445	36-45	168
Day Total																	
Percent																	
AM Peak																	
Volume																	
PM Peak																	
Volume																	
Comments:																	

LOCATION: 1. Green Valley Rd from County Line to Sophia Pkwy SPECIFIC LOCATION: 0 ft from CITY/STATE: El Dorado Hills, CA															QC JOB #: 12004733 DIRECTION: EB/WB DATE: May 06 2014		
Start Time	1 15	16 20	21 25	26 30	31 35	36 40	41 45	46 50	51 55	56 60	61 65	66 70	71 75	76 999	Total	Pace Speed	Number in Pace
6:00 PM	32	0	0	0	2	26	99	148	115	39	8	3	0	0	472	46-55	263
6:15 PM	36	1	1	1	7	54	92	128	82	42	10	2	0	1	457	41-50	220
6:30 PM	37	2	9	14	12	24	58	94	94	28	7	2	0	0	381	46-55	188
6:45 PM	13	1	1	0	8	37	62	84	97	32	8	2	0	0	345	46-55	180
7:00 PM	17	0	2	0	1	8	48	128	92	26	12	1	0	0	335	46-55	219
7:15 PM	25	0	1	1	6	15	75	88	73	25	3	1	0	0	313	41-50	163
7:30 PM	17	0	3	3	8	6	41	88	82	31	5	0	0	0	284	46-55	169
7:45 PM	8	0	0	0	0	6	40	93	75	36	10	3	0	0	271	46-55	168
8:00 PM	11	1	1	0	0	14	59	98	60	33	8	2	0	0	287	46-55	158
8:15 PM	14	0	1	0	5	23	51	82	52	27	6	1	0	0	262	46-55	134
8:30 PM	12	0	0	0	0	6	47	86	55	26	6	0	0	0	238	46-55	141
8:45 PM	9	0	0	0	0	2	22	83	80	23	6	0	0	0	225	46-55	163
9:00 PM	10	0	0	0	0	1	18	64	63	29	5	1	0	0	191	46-55	126
9:15 PM	7	0	0	0	0	3	16	52	46	36	8	0	0	1	169	46-55	97
9:30 PM	1	0	0	0	0	10	26	42	58	26	4	1	0	0	168	46-55	99
9:45 PM	8	0	1	0	0	1	14	50	50	23	5	0	0	0	152	46-55	100
10:00 PM	2	0	0	0	0	1	11	26	45	17	6	4	0	0	112	46-55	71
10:15 PM	5	0	0	0	0	3	7	19	38	18	4	0	0	0	94	50-59	56
10:30 PM	1	0	0	0	0	1	5	17	30	19	8	2	2	0	85	51-60	48
10:45 PM	1	0	0	0	0	0	3	6	14	14	7	1	0	0	46	51-60	27
11:00 PM	1	0	1	0	0	1	1	14	22	10	4	1	0	0	55	46-55	36
11:15 PM	1	0	0	0	0	1	2	8	10	15	4	0	0	0	41	51-60	25
11:30 PM	0	0	0	0	0	0	0	4	19	9	3	0	0	0	35	51-60	27
11:45 PM	0	0	0	0	0	1	3	5	13	9	3	0	0	0	34	51-60	21
Day Total	1867	77	209	383	699	1721	4095	6416	5310	2239	675	144	24	11	23870	46-55	11726
Percent	7.8%	0.3%	0.9%	1.6%	2.9%	7.2%	17.2%	26.9%	22.2%	9.4%	2.8%	0.6%	0.1%	0.0%			
ADT 23870																	
AM Peak Volume	8:15 AM	7:45 AM	7:45 AM	7:45 AM	7:45 AM	7:45 AM	7:45 AM	11:45 AM	9:30 AM	6:45 AM	6:15 AM	6:15 AM	6:00 AM	6:00 AM	7:45 AM		
	52	8	29	49	34	52	104	142	116	68	44	15	5	2	490		
PM Peak Volume	5:45 PM	5:45 PM	5:30 PM	5:30 PM	5:15 PM	5:15 PM	5:00 PM	6:00 PM	6:00 PM	6:15 PM	7:00 PM	10:00 PM	12:45 PM	6:15 PM	5:00 PM		
	70	16	18	46	47	75	123	148	115	42	12	4	2	1	502		
<i>Comments:</i>																	

LOCATION: 1. Green Valley Rd from County Line to Sophia Pkwy SPECIFIC LOCATION: 0 ft from CITY/STATE: El Dorado Hills, CA															QC JOB #: 12004733 DIRECTION: EB/WB DATE: May 07 2014		
Start Time	15	16	21	26	31	36	41	46	51	56	61	66	71	76	Total	Pace Speed	Number in Pace
	15	20	25	30	35	40	45	50	55	60	65	70	75	999			
12:00 AM	0	0	0	0	0	1	1	6	8	12	4	0	0	0	32	52-61	19
12:15 AM	0	0	0	0	0	0	2	3	14	7	5	1	0	0	32	51-60	20
12:30 AM	0	0	0	0	1	0	1	5	5	5	1	0	0	0	18	46-55	10
12:45 AM	0	0	0	0	0	0	1	1	4	4	1	0	0	0	11	51-60	8
1:00 AM	2	0	0	0	0	0	0	3	10	4	4	0	0	0	23	51-60	14
1:15 AM	1	0	0	0	0	1	0	6	3	6	2	0	0	0	19	46-55	9
1:30 AM	0	0	0	0	0	0	0	0	4	0	2	0	0	0	6	46-55	4
1:45 AM	1	0	0	0	0	0	1	0	4	2	3	1	0	0	12	51-60	6
2:00 AM	0	0	0	0	0	2	1	1	3	1	1	0	0	0	9	46-55	4
2:15 AM	0	0	0	0	0	0	0	0	3	1	1	0	0	0	5	51-60	4
2:30 AM	1	0	0	0	0	0	0	1	2	4	1	0	0	0	9	51-60	6
2:45 AM	0	0	0	0	0	0	0	2	2	1	0	0	0	0	5	46-55	4
3:00 AM	0	0	0	0	0	0	0	0	5	4	1	0	0	0	10	51-60	9
3:15 AM	0	0	0	0	0	1	0	0	3	7	1	0	0	0	12	51-60	10
3:30 AM	0	0	0	0	0	0	1	0	2	8	1	0	0	0	12	51-60	10
3:45 AM	2	0	0	0	0	0	0	2	0	8	4	0	0	0	16	56-65	12
4:00 AM	0	0	0	0	0	0	0	0	5	2	1	1	0	0	9	51-60	7
4:15 AM	0	0	0	0	0	0	0	1	6	4	5	0	2	0	18	51-60	10
4:30 AM	1	0	0	0	0	1	1	6	6	14	2	3	1	0	35	51-60	20
4:45 AM	2	0	0	0	0	0	0	3	5	15	9	7	1	0	42	56-65	23
5:00 AM	3	0	1	0	1	0	0	8	18	12	12	0	0	0	55	51-60	29
5:15 AM	5	0	1	0	0	0	0	6	15	32	10	4	0	0	73	51-60	47
5:30 AM	7	0	0	0	0	0	3	5	22	31	24	10	2	0	104	56-65	54
5:45 AM	9	0	0	0	0	1	5	17	27	42	21	12	4	0	138	51-60	69
Day Total																	
Percent																	
AM Peak																	
Volume																	
PM Peak																	
Volume																	
Comments:																	

LOCATION: 1. Green Valley Rd from County Line to Sophia Pkwy SPECIFIC LOCATION: 0 ft from CITY/STATE: El Dorado Hills, CA															QC JOB #: 12004733 DIRECTION: EB/WB DATE: May 07 2014		
Start Time	1 15	16 20	21 25	26 30	31 35	36 40	41 45	46 50	51 55	56 60	61 65	66 70	71 75	76 999	Total	Pace Speed	Number in Pace
6:00 AM	10	1	0	1	0	2	13	27	52	42	22	4	0	0	174	51-60	94
6:15 AM	17	0	0	0	0	6	14	32	61	50	34	9	0	0	223	51-60	111
6:30 AM	18	0	0	4	5	14	44	89	77	52	22	1	1	0	327	46-55	165
6:45 AM	26	0	0	4	10	30	44	56	86	58	12	3	0	0	329	51-60	144
7:00 AM	26	1	17	7	3	10	42	104	109	37	9	3	0	0	368	46-55	213
7:15 AM	31	0	8	12	25	52	67	86	103	46	16	5	0	0	451	46-55	189
7:30 AM	33	5	12	12	19	31	58	109	76	27	5	4	0	0	391	46-55	184
7:45 AM	65	51	37	22	10	9	27	45	53	17	0	0	0	0	336	46-55	97
8:00 AM	31	0	3	3	24	37	79	91	105	29	2	0	0	0	404	46-55	196
8:15 AM	33	1	0	2	18	36	64	116	102	35	11	2	0	0	420	46-55	217
8:30 AM	34	0	3	3	22	56	98	124	82	24	4	3	0	0	453	41-50	222
8:45 AM	29	1	2	9	21	82	92	120	59	11	5	0	0	0	431	41-50	212
9:00 AM	23	0	8	7	7	17	33	107	109	28	6	0	0	0	345	46-55	216
9:15 AM	15	0	0	0	0	14	49	106	86	26	3	0	0	0	299	46-55	191
9:30 AM	26	2	0	2	7	14	37	99	99	31	9	0	1	0	327	46-55	198
9:45 AM	18	0	3	12	14	31	49	107	69	26	3	1	0	0	333	46-55	176
10:00 AM	29	2	2	1	12	37	71	101	54	20	5	0	0	0	334	41-50	171
10:15 AM	29	0	1	0	15	33	47	92	93	26	2	0	0	0	338	46-55	185
10:30 AM	29	2	2	1	8	36	97	95	61	12	1	0	0	1	345	41-50	192
10:45 AM	18	0	1	4	11	36	61	88	78	29	7	0	0	0	333	46-55	166
11:00 AM	16	1	2	3	9	21	77	99	93	19	5	2	1	0	348	46-55	192
11:15 AM	30	0	3	4	19	31	72	113	80	19	3	0	0	0	374	46-55	193
11:30 AM	18	2	3	1	4	12	61	128	97	29	7	0	0	0	362	46-55	224
11:45 AM	30	0	3	3	23	35	78	85	64	24	5	0	1	0	351	41-50	163
Day Total																	
Percent																	
AM Peak Volume																	
PM Peak Volume																	
Comments:																	

LOCATION: 1. Green Valley Rd from County Line to Sophia Pkwy SPECIFIC LOCATION: 0 ft from CITY/STATE: El Dorado Hills, CA															QC JOB #: 12004733 DIRECTION: EB/WB DATE: May 07 2014		
Start Time	15	16	21	26	31	36	41	46	51	56	61	66	71	76	Total	Pace Speed	Number in Pace
	15	20	25	30	35	40	45	50	55	60	65	70	75	999			
12:00 PM	34	1	1	6	8	33	88	105	71	18	3	1	0	0	369	41-50	193
12:15 PM	25	0	2	6	10	32	75	125	68	27	7	0	0	0	377	41-50	200
12:30 PM	23	1	1	9	11	43	69	115	77	28	3	0	0	0	380	46-55	191
12:45 PM	29	1	2	1	6	10	75	109	110	28	4	0	0	0	375	46-55	219
1:00 PM	24	0	0	0	5	27	97	111	61	20	0	0	0	0	345	41-50	207
1:15 PM	34	1	2	1	1	17	78	110	77	24	8	2	0	0	355	41-50	188
1:30 PM	46	2	4	11	18	53	94	106	46	11	2	0	0	0	393	41-50	199
1:45 PM	34	4	4	6	12	41	97	95	73	19	3	0	0	0	388	41-50	192
2:00 PM	30	1	0	5	16	38	79	120	79	19	2	2	1	0	392	46-55	199
2:15 PM	43	2	2	2	12	40	82	109	79	21	2	1	0	0	395	41-50	191
2:30 PM	43	1	4	5	19	35	79	120	76	25	1	0	0	0	408	41-50	199
2:45 PM	37	2	3	4	24	62	123	92	57	23	0	0	0	0	427	41-50	214
3:00 PM	52	4	12	46	29	54	86	92	59	17	1	0	0	0	452	41-50	177
3:15 PM	38	2	16	3	28	62	87	104	82	20	2	0	0	0	444	41-50	191
3:30 PM	46	0	2	10	15	35	84	144	84	16	7	0	0	0	443	46-55	228
3:45 PM	57	0	11	29	32	38	93	122	43	16	3	0	0	0	444	41-50	214
4:00 PM	36	0	4	4	16	64	126	141	59	7	2	0	0	0	459	41-50	267
4:15 PM	54	5	11	19	35	94	109	91	30	5	0	0	0	0	453	36-45	203
4:30 PM	60	7	18	37	51	47	81	66	46	8	1	0	0	0	422	41-50	146
4:45 PM	67	4	13	19	21	70	115	95	51	15	4	1	0	0	475	41-50	210
5:00 PM	54	1	8	12	39	62	102	142	56	31	2	0	0	0	509	41-50	243
5:15 PM	55	1	1	12	27	68	115	135	58	21	3	0	0	0	496	41-50	250
5:30 PM	57	2	10	21	7	47	111	97	71	21	5	0	0	0	449	41-50	207
5:45 PM	73	4	22	37	29	62	89	58	29	5	1	0	0	0	409	36-45	151
Day Total																	
Percent																	
AM Peak																	
Volume																	
PM Peak																	
Volume																	
Comments:																	

LOCATION: 1. Green Valley Rd from County Line to Sophia Pkwy SPECIFIC LOCATION: 0 ft from CITY/STATE: El Dorado Hills, CA															QC JOB #: 12004733 DIRECTION: EB/WB DATE: May 07 2014			
Start Time	1 15	16 20	21 25	26 30	31 35	36 40	41 45	46 50	51 55	56 60	61 65	66 70	71 75	76 999	Total	Pace Speed	Number in Pace	
6:00 PM	36	0	3	8	30	85	123	108	86	27	5	0	0	1	512	41-50	231	
6:15 PM	50	1	5	16	35	77	115	74	64	23	4	0	0	0	464	36-45	192	
6:30 PM	40	1	1	0	1	11	74	118	95	34	8	0	0	0	383	46-55	213	
6:45 PM	21	0	0	4	5	41	87	106	84	29	3	0	0	0	380	42-51	192	
7:00 PM	24	0	0	4	10	13	48	91	86	32	12	1	0	0	321	46-55	176	
7:15 PM	16	1	0	2	9	22	64	94	59	31	8	2	0	0	308	41-50	158	
7:30 PM	17	0	1	2	0	16	51	97	69	34	7	0	0	0	294	46-55	166	
7:45 PM	20	0	1	0	2	15	49	94	63	33	8	1	0	0	286	46-55	157	
8:00 PM	11	1	1	6	4	19	60	87	72	20	5	0	0	0	286	46-55	158	
8:15 PM	13	1	0	3	4	10	52	86	66	24	6	2	0	0	267	46-55	151	
8:30 PM	8	0	0	0	0	16	42	74	69	29	3	1	0	0	242	46-55	143	
8:45 PM	11	1	0	0	0	6	23	67	92	30	2	0	0	0	232	46-55	159	
9:00 PM	10	0	0	0	0	0	14	62	81	31	13	1	0	0	212	46-55	142	
9:15 PM	6	0	0	0	1	1	24	58	66	29	8	1	0	0	194	46-55	123	
9:30 PM	4	0	1	0	0	0	17	49	45	29	4	0	0	0	149	46-55	94	
9:45 PM	4	0	0	0	0	1	5	36	52	37	7	2	0	0	144	51-60	89	
10:00 PM	2	0	0	0	0	2	11	25	43	27	5	1	0	1	117	51-60	70	
10:15 PM	2	0	0	0	0	1	1	17	29	17	7	2	0	0	76	51-60	46	
10:30 PM	4	0	0	0	0	1	3	9	38	20	5	0	0	0	80	51-60	58	
10:45 PM	1	0	0	0	0	0	0	6	22	17	6	1	1	0	54	51-60	39	
11:00 PM	1	0	1	0	0	2	1	4	14	13	8	4	0	0	48	51-60	27	
11:15 PM	3	0	0	0	0	0	1	11	16	10	6	2	0	0	49	46-55	27	
11:30 PM	0	0	0	0	0	0	0	7	19	12	3	1	0	0	42	51-60	30	
11:45 PM	2	0	0	0	0	0	1	4	11	16	5	1	0	0	40	51-60	27	
Day Total	2025	121	279	467	860	2162	4491	6283	5007	1992	528	106	16	3	24340	46-55	11290	
Percent	8.3%	0.5%	1.1%	1.9%	3.5%	8.9%	18.5%	25.8%	20.6%	8.2%	2.2%	0.4%	0.1%	0.0%				
ADT 24340																		
AM Peak Volume	7:45 AM	7:45 AM	7:45 AM	7:45 AM	7:15 AM	8:45 AM	8:30 AM	11:30 AM	7:00 AM	6:45 AM	6:15 AM	5:45 AM	5:45 AM	10:30 AM	8:30 AM			
	65	51	37	22	25	82	98	128	109	58	34	12	4	1	453			
PM Peak Volume	5:45 PM	4:30 PM	5:45 PM	3:00 PM	4:30 PM	4:15 PM	4:00 PM	3:30 PM	12:45 PM	9:45 PM	9:00 PM	11:00 PM	2:00 PM	6:00 PM	6:00 PM			
	73	7	22	46	51	94	126	144	110	37	13	4	1	1	512			
<i>Comments:</i>																		

LOCATION: 1. Green Valley Rd from County Line to Sophia Pkwy SPECIFIC LOCATION: 0 ft from CITY/STATE: El Dorado Hills, CA															QC JOB #: 12004733 DIRECTION: EB/WB DATE: May 08 2014		
Start Time	15	16	21	26	31	36	41	46	51	56	61	66	71	76	Total	Pace Speed	Number in Pace
	15	20	25	30	35	40	45	50	55	60	65	70	75	999			
12:00 AM	1	0	0	0	0	0	1	4	10	12	3	0	0	0	31	51-60	21
12:15 AM	0	0	0	0	0	0	0	3	4	7	3	0	0	0	17	56-65	10
12:30 AM	0	0	0	0	0	0	0	5	4	3	3	1	0	0	16	46-55	9
12:45 AM	1	0	0	0	0	0	0	3	6	3	2	0	0	0	15	47-56	9
1:00 AM	0	0	0	0	0	0	0	2	4	4	4	0	0	0	14	56-65	8
1:15 AM	2	0	0	0	0	0	0	1	7	5	4	0	0	0	19	51-60	12
1:30 AM	1	0	0	0	0	0	0	0	9	3	1	1	0	0	15	51-60	12
1:45 AM	1	0	0	0	0	0	0	0	3	2	3	1	0	0	10	53-62	5
2:00 AM	0	0	0	0	0	0	0	1	1	5	2	1	0	0	10	56-65	7
2:15 AM	1	0	0	0	0	0	0	4	2	4	0	0	0	0	11	51-60	6
2:30 AM	2	0	0	0	0	0	0	2	4	0	0	1	0	0	9	46-55	6
2:45 AM	0	0	0	0	0	0	0	2	3	1	0	0	0	0	6	50-59	4
3:00 AM	0	0	0	0	0	0	0	3	4	1	2	1	0	0	11	46-55	7
3:15 AM	0	0	0	0	0	0	1	1	1	3	0	0	0	0	6	51-60	4
3:30 AM	0	0	0	0	0	0	0	1	2	4	1	0	0	0	8	51-60	6
3:45 AM	2	0	0	0	0	0	0	3	2	6	3	1	0	0	17	56-65	9
4:00 AM	0	0	0	0	0	0	1	1	0	4	2	1	0	0	9	56-65	6
4:15 AM	0	0	0	0	0	0	1	0	4	5	7	1	0	0	18	57-66	11
4:30 AM	4	0	0	0	0	1	2	0	5	4	8	2	2	0	28	56-65	12
4:45 AM	1	0	0	0	0	0	0	4	14	9	3	1	0	0	32	51-60	22
5:00 AM	4	0	0	1	0	0	0	5	13	17	6	2	1	0	49	51-60	29
5:15 AM	4	0	0	0	0	0	0	13	25	29	10	3	0	0	84	51-60	53
5:30 AM	10	0	0	0	0	0	3	12	24	48	11	9	1	0	118	51-60	71
5:45 AM	4	0	0	0	0	0	5	8	29	42	44	11	2	0	145	56-65	86
Day Total																	
Percent																	
AM Peak Volume																	
PM Peak Volume																	
Comments:																	

LOCATION: 1. Green Valley Rd from County Line to Sophia Pkwy SPECIFIC LOCATION: 0 ft from CITY/STATE: El Dorado Hills, CA															QC JOB #: 12004733 DIRECTION: EB/WB DATE: May 08 2014		
Start Time	1 15	16 20	21 25	26 30	31 35	36 40	41 45	46 50	51 55	56 60	61 65	66 70	71 75	76 999	Total	Pace Speed	Number in Pace
6:00 AM	8	0	0	0	0	0	12	35	50	44	29	6	0	0	184	51-60	94
6:15 AM	8	0	0	0	0	7	17	45	60	46	35	10	1	0	229	51-60	105
6:30 AM	16	0	0	0	1	22	29	74	82	62	19	4	0	0	309	46-55	156
6:45 AM	19	0	0	0	2	18	32	75	109	55	18	2	0	0	330	46-55	184
7:00 AM	27	0	0	7	17	29	64	111	76	32	5	1	0	1	370	46-55	186
7:15 AM	30	1	10	10	33	31	77	89	101	54	8	1	0	0	445	46-55	189
7:30 AM	34	1	2	12	26	76	88	130	74	36	7	2	0	0	488	41-50	218
7:45 AM	36	12	12	30	36	47	93	109	63	17	2	0	0	0	457	41-50	202
8:00 AM	29	0	5	5	23	50	92	117	97	28	3	0	0	0	449	46-55	213
8:15 AM	20	0	1	14	35	38	57	89	97	37	7	0	0	0	395	46-55	185
8:30 AM	33	0	1	0	16	70	75	123	71	29	3	0	0	0	421	41-50	198
8:45 AM	41	1	5	18	23	40	86	91	63	18	4	1	0	0	391	41-50	176
9:00 AM	20	0	0	1	7	17	64	114	68	26	5	2	0	0	324	46-55	182
9:15 AM	16	3	7	5	12	36	76	104	69	27	9	2	1	0	367	41-50	180
9:30 AM	14	1	0	2	1	29	52	109	93	30	10	3	0	0	344	46-55	202
9:45 AM	20	0	1	1	14	34	77	94	73	21	3	0	0	0	338	41-50	171
10:00 AM	12	1	0	3	11	31	75	94	60	12	1	0	0	0	300	41-50	169
10:15 AM	33	0	1	4	24	35	82	105	46	18	5	0	0	0	353	41-50	187
10:30 AM	23	3	2	2	7	26	62	127	69	18	1	2	0	0	342	46-55	196
10:45 AM	23	0	3	3	13	31	84	92	41	8	3	0	0	0	301	41-50	175
11:00 AM	37	2	6	20	25	57	87	69	27	8	4	0	0	0	342	41-50	156
11:15 AM	23	1	3	8	3	48	75	77	74	19	2	2	0	0	335	41-50	152
11:30 AM	29	0	2	0	8	36	96	109	53	15	2	0	0	1	351	41-50	205
11:45 AM	16	2	0	1	12	24	82	121	89	20	1	2	0	0	370	46-55	210
Day Total																	
Percent																	
AM Peak Volume																	
PM Peak Volume																	
Comments:																	

LOCATION: 1. Green Valley Rd from County Line to Sophia Pkwy SPECIFIC LOCATION: 0 ft from CITY/STATE: El Dorado Hills, CA															QC JOB #: 12004733 DIRECTION: EB/WB DATE: May 08 2014		
Start Time	1 15	16 20	21 25	26 30	31 35	36 40	41 45	46 50	51 55	56 60	61 65	66 70	71 75	76 999	Total	Pace Speed	Number in Pace
12:00 PM	27	0	2	12	9	15	62	104	79	43	10	1	0	0	364	46-55	183
12:15 PM	31	3	0	5	10	14	60	105	71	21	4	0	0	0	324	46-55	175
12:30 PM	13	0	0	3	8	19	76	110	86	19	2	1	0	1	338	46-55	195
12:45 PM	33	1	11	5	6	22	73	130	72	15	2	0	0	0	370	41-50	203
1:00 PM	24	1	0	1	4	25	90	102	66	13	2	0	0	0	328	41-50	191
1:15 PM	27	0	0	0	3	21	52	118	89	25	6	0	0	0	341	46-55	207
1:30 PM	28	3	4	9	16	53	97	89	44	13	3	0	0	0	359	41-50	186
1:45 PM	41	0	2	6	11	27	74	98	78	23	1	1	0	1	363	46-55	176
2:00 PM	31	0	9	9	18	50	113	119	43	13	1	0	0	0	406	41-50	232
2:15 PM	24	0	3	2	15	51	106	94	59	17	2	1	0	0	374	41-50	200
2:30 PM	34	3	2	5	18	44	98	117	53	16	1	0	0	0	391	41-50	214
2:45 PM	30	0	1	12	41	57	100	95	42	15	3	1	0	0	397	41-50	195
3:00 PM	40	1	1	2	26	52	101	122	61	17	5	0	1	0	429	41-50	222
3:15 PM	55	0	6	19	23	45	67	113	56	19	4	0	0	0	407	41-50	180
3:30 PM	37	1	7	17	21	53	78	125	65	16	2	3	1	0	426	41-50	203
3:45 PM	51	0	26	36	35	62	68	100	64	22	6	1	0	0	471	41-50	168
4:00 PM	44	1	17	40	52	69	58	86	66	15	1	0	0	0	449	46-55	151
4:15 PM	54	3	12	24	45	72	89	100	59	18	3	0	0	0	479	41-50	189
4:30 PM	84	12	28	49	58	54	60	55	18	8	2	0	0	0	428	41-50	115
4:45 PM	41	0	11	23	45	97	96	109	58	16	1	0	0	0	497	41-50	205
5:00 PM	60	7	10	24	47	73	109	88	61	18	7	1	0	0	505	41-50	197
5:15 PM	84	11	17	56	70	62	58	43	31	11	0	1	0	0	444	31-40	132
5:30 PM	78	9	18	36	83	67	55	44	37	11	1	0	0	0	439	31-40	150
5:45 PM	59	1	14	51	75	74	85	77	46	16	0	1	0	1	500	41-50	161
Day Total																	
Percent																	
AM Peak																	
Volume																	
PM Peak																	
Volume																	
Comments:																	

LOCATION: 1. Green Valley Rd from County Line to Sophia Pkwy SPECIFIC LOCATION: 0 ft from CITY/STATE: El Dorado Hills, CA															QC JOB #: 12004733 DIRECTION: EB/WB DATE: May 08 2014		
Start Time	1 15	16 20	21 25	26 30	31 35	36 40	41 45	46 50	51 55	56 60	61 65	66 70	71 75	76 999	Total	Pace Speed	Number in Pace
6:00 PM	46	2	5	30	50	61	72	82	67	10	7	0	0	0	432	41-50	154
6:15 PM	42	3	12	20	14	45	69	119	61	22	3	0	0	0	410	41-50	188
6:30 PM	22	1	2	0	0	29	75	144	86	24	9	2	0	0	394	46-55	229
6:45 PM	20	0	5	2	3	22	65	98	102	23	7	3	0	0	350	46-55	199
7:00 PM	11	0	0	4	4	26	76	119	78	24	7	0	0	0	349	46-55	197
7:15 PM	20	0	0	0	3	15	49	92	55	39	8	1	0	0	282	46-55	147
7:30 PM	10	0	0	0	0	14	61	99	77	30	8	1	0	0	300	46-55	175
7:45 PM	14	1	0	0	2	11	56	78	85	32	9	0	0	0	288	46-55	163
8:00 PM	8	0	1	0	7	18	49	71	58	26	4	2	0	0	244	46-55	129
8:15 PM	9	0	0	0	1	15	48	95	54	19	2	0	0	0	243	46-55	149
8:30 PM	11	1	1	1	0	17	33	76	79	14	3	0	0	0	236	46-55	155
8:45 PM	7	0	0	0	1	8	41	72	66	22	7	2	0	1	227	46-55	137
9:00 PM	3	0	0	0	0	3	20	58	72	28	5	1	0	0	190	46-55	130
9:15 PM	4	0	1	0	0	0	22	53	55	32	6	2	1	0	176	46-55	108
9:30 PM	3	0	1	0	0	1	5	49	56	22	7	2	0	0	146	46-55	104
9:45 PM	3	1	0	0	1	4	21	48	56	26	6	1	0	0	167	46-55	103
10:00 PM	6	0	0	0	0	2	9	52	56	22	8	1	0	0	156	46-55	107
10:15 PM	2	0	0	0	0	1	8	23	45	23	12	0	0	0	114	46-55	68
10:30 PM	3	0	0	0	0	1	8	11	34	30	6	0	1	0	94	51-60	64
10:45 PM	0	0	0	0	0	0	0	13	20	21	6	2	0	0	62	51-60	41
11:00 PM	3	0	0	0	0	1	2	13	23	14	5	0	0	0	61	51-60	36
11:15 PM	2	0	0	0	0	0	1	19	23	9	2	0	0	0	56	46-55	41
11:30 PM	0	0	0	0	0	0	3	9	17	12	2	0	0	0	43	51-60	28
11:45 PM	0	0	0	0	0	0	0	16	10	4	1	1	0	0	32	46-55	26
Day Total	1884	94	290	650	1174	2305	4366	6233	4624	1849	517	110	12	6	24114	46-55	10856
Percent	7.8%	0.4%	1.2%	2.7%	4.9%	9.6%	18.1%	25.8%	19.2%	7.7%	2.1%	0.5%	0.0%	0.0%			
ADT 24114																	
AM Peak Volume	8:45 AM	7:45 AM	7:45 AM	7:45 AM	7:45 AM	7:30 AM	11:30 AM	7:30 AM	6:45 AM	6:30 AM	5:45 AM	5:45 AM	4:30 AM	7:00 AM	7:30 AM		
	41	12	12	30	36	76	96	130	109	62	44	11	2	1	488		
PM Peak Volume	4:30 PM	4:30 PM	4:30 PM	5:15 PM	5:30 PM	4:45 PM	2:00 PM	6:30 PM	6:45 PM	12:00 PM	10:15 PM	3:30 PM	3:00 PM	12:30 PM	5:00 PM		
	84	12	28	56	83	97	113	144	102	43	12	3	1	1	505		
<i>Comments:</i>																	

LOCATION: 1. Green Valley Rd from County Line to Sophia Pkwy SPECIFIC LOCATION: 0 ft from CITY/STATE: El Dorado Hills, CA															QC JOB #: 12004733 DIRECTION: EB/WB DATE: May 09 2014		
Start Time	15	16	21	26	31	36	41	46	51	56	61	66	71	76	Total	Pace Speed	Number in Pace
	15	20	25	30	35	40	45	50	55	60	65	70	75	999			
12:00 AM	1	0	0	0	0	0	1	3	16	8	0	0	0	0	29	51-60	24
12:15 AM	0	0	0	0	0	0	1	4	17	5	3	2	0	0	32	51-60	22
12:30 AM	0	0	0	0	0	0	0	3	4	9	3	0	0	0	19	51-60	13
12:45 AM	1	0	0	0	0	0	3	3	4	7	2	0	1	0	21	53-62	10
1:00 AM	0	0	0	0	0	0	0	4	2	2	1	0	0	0	9	46-55	6
1:15 AM	0	0	0	0	0	0	0	3	8	2	1	1	0	0	15	46-55	11
1:30 AM	1	0	0	0	0	0	0	1	4	3	2	0	0	0	11	53-62	6
1:45 AM	0	0	0	0	0	0	1	1	2	2	3	1	0	0	10	60-69	4
2:00 AM	1	0	0	0	0	0	2	1	5	2	2	0	0	0	13	51-60	7
2:15 AM	1	0	0	0	0	0	0	4	3	3	2	0	0	0	13	50-59	6
2:30 AM	0	0	0	0	0	0	1	3	2	3	1	0	0	0	10	48-57	5
2:45 AM	0	0	0	0	0	1	0	2	6	5	1	0	0	0	15	51-60	11
3:00 AM	0	0	0	0	0	0	1	3	2	3	2	0	0	0	11	56-65	5
3:15 AM	0	0	0	0	0	1	0	4	1	4	0	0	0	0	10	50-59	5
3:30 AM	2	0	0	0	0	0	1	1	2	3	1	1	1	0	12	55-64	4
3:45 AM	1	0	0	0	0	0	0	2	1	3	4	2	0	0	13	56-65	7
4:00 AM	1	0	0	0	0	0	0	3	4	3	3	1	0	0	15	48-57	7
4:15 AM	0	0	0	0	0	0	0	0	2	1	3	2	0	0	8	61-70	5
4:30 AM	3	0	0	0	0	0	1	5	6	11	3	3	0	0	32	51-60	17
4:45 AM	0	1	0	1	0	0	3	8	4	12	8	2	0	0	39	56-65	20
5:00 AM	1	0	0	0	0	0	2	5	11	12	7	1	0	1	40	52-61	22
5:15 AM	5	0	1	1	0	0	3	10	22	23	14	2	0	0	81	51-60	44
5:30 AM	4	0	0	0	0	0	2	17	41	32	15	4	1	0	116	51-60	73
5:45 AM	6	0	0	0	0	0	5	14	38	43	25	6	1	0	138	51-60	80
Day Total																	
Percent																	
AM Peak																	
Volume																	
PM Peak																	
Volume																	
Comments:																	

LOCATION: 1. Green Valley Rd from County Line to Sophia Pkwy SPECIFIC LOCATION: 0 ft from CITY/STATE: El Dorado Hills, CA															QC JOB #: 12004733 DIRECTION: EB/WB DATE: May 09 2014		
Start Time	15	20	25	30	35	40	45	50	55	60	65	70	75	999	Total	Pace Speed	Number in Pace
6:00 AM	8	0	1	0	0	5	7	28	33	43	23	4	1	0	153	51-60	75
6:15 AM	6	0	0	0	0	4	19	28	51	52	24	6	1	1	192	51-60	103
6:30 AM	17	0	0	0	1	10	33	71	93	68	10	3	0	0	306	46-55	164
6:45 AM	21	0	1	2	6	4	29	51	93	89	18	7	0	0	321	51-60	182
7:00 AM	19	0	1	1	6	28	51	86	101	60	10	1	0	0	364	46-55	186
7:15 AM	28	3	15	11	4	12	62	75	102	47	9	2	0	0	370	46-55	176
7:30 AM	25	0	0	0	5	38	66	140	112	39	6	0	0	0	431	46-55	251
7:45 AM	43	5	25	25	23	35	48	92	64	16	3	0	0	0	379	46-55	156
8:00 AM	30	1	0	6	31	59	76	96	56	17	4	0	0	0	376	41-50	171
8:15 AM	26	0	0	0	11	34	99	116	94	36	10	0	0	0	426	41-50	214
8:30 AM	35	0	1	8	17	50	82	102	72	21	2	0	0	0	390	41-50	183
8:45 AM	37	4	15	13	19	49	101	76	58	29	7	0	1	1	410	41-50	176
9:00 AM	31	3	4	7	13	26	73	103	70	20	4	1	0	0	355	41-50	176
9:15 AM	15	0	0	1	12	45	59	109	88	24	9	0	0	0	362	46-55	197
9:30 AM	26	6	5	11	2	13	57	105	87	26	5	1	0	0	344	46-55	191
9:45 AM	22	0	5	5	6	25	92	106	58	17	4	1	0	0	341	41-50	197
10:00 AM	29	2	0	1	10	28	82	98	81	13	1	0	0	0	345	41-50	180
10:15 AM	16	4	8	6	11	37	70	94	73	31	4	0	0	0	354	46-55	167
10:30 AM	22	2	2	1	7	22	59	115	89	28	5	0	0	0	352	46-55	204
10:45 AM	33	1	3	12	18	32	61	102	70	29	7	0	0	0	368	46-55	172
11:00 AM	32	0	1	6	14	25	53	107	83	31	5	0	0	0	357	46-55	190
11:15 AM	48	14	10	16	14	26	39	62	51	21	2	1	0	0	304	46-55	112
11:30 AM																	
11:45 AM																	
Day Total																	
Percent																	
AM Peak Volume																	
PM Peak Volume																	
Comments:																	

LOCATION: 1. Green Valley Rd from County Line to Sophia Pkwy SPECIFIC LOCATION: 0 ft from CITY/STATE: El Dorado Hills, CA														QC JOB #: 12004733 DIRECTION: EB/WB DATE: May 09 2014			
Start Time	1	16	21	26	31	36	41	46	51	56	61	66	71	76	Total	Pace Speed	Number in Pace
12:00 PM																	
12:15 PM																	
12:30 PM																	
12:45 PM																	
1:00 PM																	
1:15 PM																	
1:30 PM																	
1:45 PM																	
2:00 PM																	
2:15 PM																	
2:30 PM																	
2:45 PM																	
3:00 PM																	
3:15 PM																	
3:30 PM																	
3:45 PM																	
4:00 PM																	
4:15 PM																	
4:30 PM																	
4:45 PM																	
5:00 PM																	
5:15 PM																	
5:30 PM																	
5:45 PM																	
Day Total																	
Percent																	
AM Peak																	
Volume																	
PM Peak																	
Volume																	
<i>Comments:</i>																	



LOCATION: 1. Green Valley Rd from County Line to Sophia Pkwy SPECIFIC LOCATION: 0 ft from CITY/STATE: El Dorado Hills, CA															QC JOB #: 12004733 DIRECTION: EB/WB DATE: May 09 2014			
Start Time	1 15	16 20	21 25	26 30	31 35	36 40	41 45	46 50	51 55	56 60	61 65	66 70	71 75	76 999	Total	Pace Speed	Number in Pace	
6:00 PM																		
6:15 PM																		
6:30 PM																		
6:45 PM																		
7:00 PM																		
7:15 PM																		
7:30 PM																		
7:45 PM																		
8:00 PM																		
8:15 PM																		
8:30 PM																		
8:45 PM																		
9:00 PM																		
9:15 PM																		
9:30 PM																		
9:45 PM																		
10:00 PM																		
10:15 PM																		
10:30 PM																		
10:45 PM																		
11:00 PM																		
11:15 PM																		
11:30 PM																		
11:45 PM																		
Day Total	597	46	98	134	230	609	1345	2066	1886	958	278	55	7	3	8312	46-55	3951	
Percent	7.2%	0.6%	1.2%	1.6%	2.8%	7.3%	16.2%	24.9%	22.7%	11.5%	3.3%	0.7%	0.1%	0.0%				
AM Peak	11:15 AM	11:15 AM	7:45 AM	7:45 AM	8:00 AM	8:00 AM	8:45 AM	7:30 AM	7:30 AM	6:45 AM	5:45 AM	6:45 AM	12:45 AM	5:00 AM	7:30 AM			
Volume	48	14	25	25	31	59	101	140	112	89	25	7	1	1	431			
PM Peak																		
Volume																		
<i>Comments:</i>																		

LOCATION: 1. Green Valley Rd from County Line to Sophia Pkwy														QC JOB #: 12004733			
SPECIFIC LOCATION: 0 ft from														DIRECTION: EB/WB			
CITY/STATE: El Dorado Hills, CA														DATE: May 02 2014 - May 09 2014			
Start Time	1 15	16 20	21 25	26 30	31 35	36 40	41 45	46 50	51 55	56 60	61 65	66 70	71 75	76 999	Total	Pace Speed	Number in Pace
Grand Total	12871	613	1631	2886	5492	12678	27056	40213	33981	15169	4331	896	144	46	158007	46-55	74194
Percent	8.1%	0.4%	1.0%	1.8%	3.5%	8.0%	17.1%	25.5%	21.5%	9.6%	2.7%	0.6%	0.1%	0.0%			
Cumulative Percent	8.1%	8.5%	9.6%	11.4%	14.9%	22.9%	40.0%	65.5%	87.0%	96.6%	99.3%	99.9%	100.0%	100.0%			
ADT 23128															85th Percentile 54 MPH Mean Speed(Average): 44 MPH		
<i>Comments:</i>															Median 46 MPH Mode: 48 MPH		

Report generated on 10/13/2014 10:23 AM

SOURCE: Quality Counts, LLC (<http://www.qualitycounts.net>)



LOCATION: 1. Green Valley Rd from County Line to Sophia Pkwy SPECIFIC LOCATION: 0 ft from CITY/STATE: El Dorado Hills, CA														QC JOB #: 12004733 DIRECTION: EB DATE: May 02 2014			
Start Time	1	16	21	26	31	36	41	46	51	56	61	66	71	76	Total	Pace Speed	Number in Pace
12:00 AM																	
12:15 AM																	
12:30 AM																	
12:45 AM																	
1:00 AM																	
1:15 AM																	
1:30 AM																	
1:45 AM																	
2:00 AM																	
2:15 AM																	
2:30 AM																	
2:45 AM																	
3:00 AM																	
3:15 AM																	
3:30 AM																	
3:45 AM																	
4:00 AM																	
4:15 AM																	
4:30 AM																	
4:45 AM																	
5:00 AM																	
5:15 AM																	
5:30 AM																	
5:45 AM																	
Day Total																	
Percent																	
AM Peak																	
Volume																	
PM Peak																	
Volume																	
<i>Comments:</i>																	

LOCATION: 1. Green Valley Rd from County Line to Sophia Pkwy SPECIFIC LOCATION: 0 ft from CITY/STATE: El Dorado Hills, CA															QC JOB #: 12004733 DIRECTION: EB DATE: May 02 2014		
Start Time	1	16	21	26	31	36	41	46	51	56	61	66	71	76	Total	Pace Speed	Number in Pace
6:00 AM																	
6:15 AM																	
6:30 AM																	
6:45 AM																	
7:00 AM																	
7:15 AM																	
7:30 AM																	
7:45 AM																	
8:00 AM																	
8:15 AM																	
8:30 AM																	
8:45 AM																	
9:00 AM																	
9:15 AM																	
9:30 AM																	
9:45 AM																	
10:00 AM																	
10:15 AM																	
10:30 AM																	
10:45 AM																	
11:00 AM																	
11:15 AM																	
11:30 AM																	
11:45 AM																	
Day Total																	
Percent																	
AM Peak																	
Volume																	
PM Peak																	
Volume																	
<i>Comments:</i>																	

LOCATION: 1. Green Valley Rd from County Line to Sophia Pkwy SPECIFIC LOCATION: 0 ft from CITY/STATE: El Dorado Hills, CA															QC JOB #: 12004733 DIRECTION: EB DATE: May 02 2014		
Start Time	15	16	21	26	31	36	41	46	51	56	61	66	71	76	Total	Pace Speed	Number in Pace
12:00 PM																	
12:15 PM																	
12:30 PM																	
12:45 PM																	
1:00 PM																	
1:15 PM																	
1:30 PM																	
1:45 PM																	
2:00 PM																	
2:15 PM																	
2:30 PM																	
2:45 PM	19	1	0	7	24	37	93	75	36	5	2	0	0	0	299	41-50	168
3:00 PM	24	3	2	3	9	21	48	73	40	19	2	0	0	0	244	41-50	120
3:15 PM	18	0	0	0	10	50	66	54	26	14	7	3	0	0	248	41-50	120
3:30 PM	19	3	9	9	7	50	60	69	37	9	2	0	0	0	274	41-50	129
3:45 PM	23	2	3	10	30	44	85	72	20	5	0	0	0	0	294	41-50	156
4:00 PM	17	0	1	0	2	44	92	85	21	8	1	0	1	0	272	41-50	177
4:15 PM	21	0	3	9	9	19	67	85	75	15	2	0	0	0	305	46-55	160
4:30 PM	30	7	21	15	22	38	53	65	38	7	1	0	0	0	297	41-50	118
4:45 PM	42	5	8	19	50	54	61	69	20	0	0	0	0	0	328	41-50	130
5:00 PM	23	9	15	22	50	57	62	53	11	2	0	0	0	0	304	36-45	119
5:15 PM	29	2	11	34	72	57	48	30	7	0	0	0	0	0	290	31-40	129
5:30 PM	35	3	11	47	66	66	59	20	6	0	0	0	0	0	313	31-40	131
5:45 PM	28	4	7	19	23	46	53	51	22	14	1	0	0	0	268	41-50	103
Day Total																	
Percent																	
AM Peak Volume																	
PM Peak Volume																	
Comments:																	

LOCATION: 1. Green Valley Rd from County Line to Sophia Pkwy SPECIFIC LOCATION: 0 ft from CITY/STATE: El Dorado Hills, CA															QC JOB #: 12004733 DIRECTION: EB DATE: May 02 2014			
Start Time	1 15	16 20	21 25	26 30	31 35	36 40	41 45	46 50	51 55	56 60	61 65	66 70	71 75	76 999	Total	Pace Speed	Number in Pace	
6:00 PM	26	1	12	19	13	36	66	59	42	6	0	0	0	0	280	41-50	125	
6:15 PM	21	0	6	14	25	38	66	63	39	12	2	0	0	0	286	41-50	129	
6:30 PM	14	0	0	0	5	34	39	76	56	13	3	0	0	0	240	46-55	131	
6:45 PM	15	0	0	0	3	9	53	81	50	21	4	1	0	0	237	42-51	133	
7:00 PM	12	0	1	2	6	20	38	74	57	8	4	0	0	0	222	46-55	131	
7:15 PM	11	0	0	0	0	2	17	87	78	19	4	1	0	0	219	46-55	165	
7:30 PM	5	0	0	2	6	8	32	65	50	18	1	0	0	1	188	46-55	115	
7:45 PM	3	0	1	1	6	7	23	43	56	23	2	0	0	0	165	46-55	98	
8:00 PM	4	0	1	0	1	10	40	69	48	10	1	0	0	0	184	46-55	116	
8:15 PM	5	0	0	2	1	3	24	53	57	21	2	1	0	0	169	46-55	110	
8:30 PM	6	0	0	1	2	9	14	42	64	18	5	1	0	0	162	46-55	106	
8:45 PM	8	0	0	0	2	5	11	57	50	17	8	0	0	0	158	46-55	107	
9:00 PM	7	0	0	0	0	9	36	54	44	14	5	1	0	0	170	46-55	98	
9:15 PM	3	0	0	0	0	0	8	46	54	23	4	0	0	0	138	46-55	100	
9:30 PM	6	0	0	0	0	5	24	37	50	32	3	3	1	0	161	46-55	87	
9:45 PM	3	0	0	0	0	1	16	27	49	27	8	0	0	0	131	51-60	76	
10:00 PM	3	0	0	0	0	2	16	44	41	23	2	0	0	0	131	46-55	84	
10:15 PM	2	0	0	0	0	0	4	22	30	21	4	1	0	0	84	46-55	52	
10:30 PM	0	0	3	0	0	1	11	32	24	17	10	3	0	0	101	46-55	55	
10:45 PM	3	0	0	0	0	0	1	7	24	21	5	0	0	0	61	51-60	45	
11:00 PM	0	0	0	1	0	0	2	8	19	21	8	2	0	0	61	51-60	40	
11:15 PM	5	0	0	2	0	0	0	7	14	17	5	3	0	0	53	51-60	30	
11:30 PM	2	0	0	0	1	1	1	2	22	19	3	2	0	0	53	51-60	40	
11:45 PM	0	0	0	0	0	0	1	1	9	13	4	0	0	0	28	51-60	22	
Day Total	492	40	115	238	445	783	1390	1857	1386	532	115	22	2	1	7418	42-51	3246	
Percent	6.6%	0.5%	1.6%	3.2%	6.0%	10.6%	18.7%	25.0%	18.7%	7.2%	1.6%	0.3%	0.0%	0.0%				
AM Peak Volume																		
PM Peak Volume	4:45 PM	5:00 PM	4:30 PM	5:30 PM	5:15 PM	5:30 PM	2:45 PM	7:15 PM	7:15 PM	9:30 PM	10:30 PM	3:15 PM	4:00 PM	7:30 PM	4:45 PM			
	42	9	21	47	72	66	93	87	78	32	10	3	1	1	328			
<i>Comments:</i>																		

LOCATION: 1. Green Valley Rd from County Line to Sophia Pkwy SPECIFIC LOCATION: 0 ft from CITY/STATE: El Dorado Hills, CA															QC JOB #: 12004733 DIRECTION: EB DATE: May 03 2014		
Start Time	15	20	25	30	35	40	45	50	55	60	65	70	75	999	Total	Pace Speed	Number in Pace
12:00 AM	1	0	0	0	0	0	2	2	14	13	13	1	0	0	46	51-60	27
12:15 AM	0	0	0	0	0	0	2	1	15	8	2	2	0	0	30	51-60	23
12:30 AM	0	0	0	0	0	0	0	5	4	5	5	0	0	0	19	56-65	10
12:45 AM	2	0	0	1	1	0	2	1	5	6	3	0	0	0	21	53-62	10
1:00 AM	2	0	0	0	0	0	0	2	6	9	2	1	0	0	22	51-60	15
1:15 AM	1	0	0	0	1	0	1	2	3	10	1	0	0	0	19	51-60	13
1:30 AM	2	0	0	0	0	0	0	0	8	7	0	1	0	0	18	51-60	14
1:45 AM	0	0	0	0	1	0	1	2	3	4	3	0	0	0	14	53-62	7
2:00 AM	0	0	0	0	0	0	0	2	4	4	3	1	0	0	14	51-60	8
2:15 AM	0	0	0	0	0	0	1	0	4	4	2	0	0	0	11	51-60	8
2:30 AM	0	0	0	0	0	0	1	0	3	3	5	3	0	0	15	56-65	8
2:45 AM	2	0	0	0	0	0	1	0	0	2	0	0	0	0	5	51-60	2
3:00 AM	0	0	0	0	0	0	0	0	4	2	1	0	0	0	7	51-60	6
3:15 AM	0	0	0	0	0	0	0	0	1	2	0	0	1	0	4	51-60	3
3:30 AM	2	0	0	0	0	0	0	0	4	1	0	0	0	0	7	52-61	4
3:45 AM	0	0	0	0	0	0	0	0	1	0	0	1	0	0	2	46-55	1
4:00 AM	0	0	0	0	0	0	0	0	1	1	2	0	0	0	4	56-65	3
4:15 AM	0	0	0	0	0	0	0	0	4	4	3	1	0	0	12	51-60	8
4:30 AM	0	0	0	0	0	0	0	0	3	1	1	0	0	0	5	51-60	4
4:45 AM	1	0	0	0	0	0	0	2	0	2	0	0	0	0	5	41-50	2
5:00 AM	0	0	0	0	0	0	0	1	2	4	3	0	0	0	10	57-66	6
5:15 AM	0	0	0	0	0	1	1	0	2	2	2	0	0	0	8	56-65	4
5:30 AM	0	0	0	0	0	0	0	2	7	7	2	0	0	0	18	51-60	13
5:45 AM	1	0	0	0	0	0	1	3	2	6	3	1	0	0	17	56-65	9
Day Total																	
Percent																	
AM Peak Volume																	
PM Peak Volume																	
Comments:																	

LOCATION: 1. Green Valley Rd from County Line to Sophia Pkwy SPECIFIC LOCATION: 0 ft from CITY/STATE: El Dorado Hills, CA															QC JOB #: 12004733 DIRECTION: EB DATE: May 03 2014		
Start Time	15	20	25	30	35	40	45	50	55	60	65	70	75	999	Total	Pace Speed	Number in Pace
6:00 AM	2	0	1	0	0	0	3	0	4	5	3	2	0	0	20	51-60	9
6:15 AM	2	0	0	0	0	3	4	5	8	3	3	1	0	0	29	46-55	13
6:30 AM	0	0	0	0	1	0	4	8	9	12	8	5	1	0	48	56-65	20
6:45 AM	3	0	1	0	0	0	2	8	19	17	5	1	1	0	57	51-60	36
7:00 AM	5	0	1	0	0	0	6	9	18	12	3	0	0	0	54	51-60	29
7:15 AM	0	0	0	0	0	0	3	18	23	18	4	1	0	0	67	46-55	41
7:30 AM	5	0	0	0	0	0	4	18	40	19	5	0	0	0	91	51-60	58
7:45 AM	3	1	0	0	1	3	20	30	22	10	4	1	0	0	95	46-55	52
8:00 AM	6	1	0	1	0	1	13	36	27	14	5	0	0	0	104	46-55	63
8:15 AM	10	1	0	0	0	4	13	34	32	13	5	2	0	0	114	46-55	66
8:30 AM	11	0	0	1	1	8	15	23	32	17	6	0	0	0	114	46-55	55
8:45 AM	20	4	1	1	3	11	16	36	27	16	2	0	0	0	137	46-55	63
9:00 AM	4	1	0	0	2	2	25	53	19	9	2	0	0	0	117	41-50	77
9:15 AM	20	5	4	3	15	15	27	37	22	7	1	0	0	0	156	41-50	64
9:30 AM	17	0	0	2	1	7	25	47	25	5	0	0	0	0	129	41-50	72
9:45 AM	12	1	1	1	2	14	47	58	29	6	2	1	0	0	174	41-50	104
10:00 AM	10	1	5	0	12	7	23	49	34	9	1	0	0	0	151	46-55	83
10:15 AM	17	2	3	5	11	14	41	46	24	8	4	0	0	0	175	41-50	86
10:30 AM	24	0	1	2	3	15	38	61	32	7	2	0	0	0	185	41-50	98
10:45 AM	15	2	1	6	20	24	54	38	22	4	1	0	0	0	187	41-50	91
11:00 AM	13	1	5	6	10	21	55	49	15	11	0	0	0	0	186	41-50	104
11:15 AM	23	4	3	4	2	21	55	52	25	7	2	0	0	0	198	41-50	107
11:30 AM	16	0	3	7	14	21	54	95	23	6	1	1	0	1	242	41-50	149
11:45 AM	17	1	8	7	11	34	58	47	29	11	5	0	0	0	228	41-50	105
Day Total																	
Percent																	
AM Peak Volume																	
PM Peak Volume																	
Comments:																	

LOCATION: 1. Green Valley Rd from County Line to Sophia Pkwy SPECIFIC LOCATION: 0 ft from CITY/STATE: El Dorado Hills, CA															QC JOB #: 12004733 DIRECTION: EB DATE: May 03 2014		
Start Time	1 15	16 20	21 25	26 30	31 35	36 40	41 45	46 50	51 55	56 60	61 65	66 70	71 75	76 999	Total	Pace Speed	Number in Pace
12:00 PM	19	1	4	13	17	33	33	48	27	6	0	1	0	0	202	41-50	80
12:15 PM	22	6	4	9	10	34	56	42	31	7	1	0	0	0	222	41-50	98
12:30 PM	18	1	1	1	4	37	67	48	41	8	0	0	0	0	226	41-50	114
12:45 PM	21	9	18	17	18	25	47	41	17	9	0	1	0	0	223	41-50	87
1:00 PM	27	1	1	6	26	58	73	51	18	2	0	1	0	0	264	36-45	131
1:15 PM	29	8	12	13	38	48	56	54	16	6	1	0	0	0	281	41-50	110
1:30 PM	34	12	31	27	40	53	56	14	4	2	0	0	0	0	273	36-45	108
1:45 PM	26	2	7	9	17	24	73	77	17	2	0	0	0	0	254	41-50	150
2:00 PM	21	0	1	7	20	34	55	67	21	13	0	1	0	0	240	41-50	122
2:15 PM	20	4	4	4	19	29	68	48	26	6	0	0	0	0	228	41-50	115
2:30 PM	21	3	7	9	13	35	64	53	22	9	0	0	0	0	236	41-50	116
2:45 PM	18	0	1	2	7	38	86	54	17	8	1	0	0	0	232	41-50	140
3:00 PM	23	2	4	2	27	40	66	44	23	5	0	0	0	0	236	41-50	110
3:15 PM	22	0	3	1	12	35	55	59	36	14	3	0	0	0	240	41-50	114
3:30 PM	16	0	1	1	6	25	64	68	33	8	3	0	0	0	225	41-50	132
3:45 PM	26	3	4	9	22	25	64	59	21	12	2	0	0	0	247	41-50	123
4:00 PM	23	1	3	0	5	22	52	59	34	11	0	0	0	0	210	41-50	111
4:15 PM	21	1	6	7	17	33	55	35	23	7	3	1	0	0	209	41-50	90
4:30 PM	15	1	2	0	2	33	67	70	26	8	2	1	0	0	227	41-50	137
4:45 PM	36	0	1	6	12	31	63	63	31	9	1	0	0	0	253	41-50	125
5:00 PM	16	7	4	7	12	17	59	83	40	10	0	0	0	0	255	41-50	142
5:15 PM	20	1	1	3	17	16	61	76	33	10	4	0	0	0	242	41-50	136
5:30 PM	20	1	0	2	3	3	35	57	56	13	5	0	0	0	195	46-55	112
5:45 PM	16	0	0	3	7	32	46	68	45	12	3	0	0	0	232	45-54	113
Day Total																	
Percent																	
AM Peak																	
Volume																	
PM Peak																	
Volume																	
Comments:																	

LOCATION: 1. Green Valley Rd from County Line to Sophia Pkwy SPECIFIC LOCATION: 0 ft from CITY/STATE: El Dorado Hills, CA															QC JOB #: 12004733 DIRECTION: EB DATE: May 03 2014		
Start Time	1 15	16 20	21 25	26 30	31 35	36 40	41 45	46 50	51 55	56 60	61 65	66 70	71 75	76 999	Total	Pace Speed	Number in Pace
6:00 PM	9	0	1	2	3	13	45	70	59	25	3	0	0	0	230	46-55	129
6:15 PM	13	0	0	1	5	28	52	57	38	5	2	0	0	0	201	41-50	109
6:30 PM	7	0	4	0	2	11	26	72	50	14	1	0	1	0	188	46-55	122
6:45 PM	7	0	0	4	1	8	34	59	47	14	1	1	0	0	176	46-55	106
7:00 PM	7	0	0	0	2	4	35	70	48	13	2	0	0	0	181	46-55	117
7:15 PM	1	0	1	1	7	12	39	45	58	7	0	0	0	0	171	46-55	102
7:30 PM	7	1	0	0	4	9	49	47	35	11	1	0	0	0	164	41-50	96
7:45 PM	7	0	1	0	0	7	26	46	32	20	4	0	0	0	143	46-55	78
8:00 PM	6	0	0	7	4	18	58	31	25	9	2	2	0	0	162	41-50	88
8:15 PM	6	0	0	0	0	4	27	45	40	14	4	1	0	0	141	46-55	85
8:30 PM	4	0	0	0	0	7	21	44	40	22	4	0	0	0	142	46-55	84
8:45 PM	6	0	0	0	1	3	16	23	48	26	6	2	0	0	131	51-60	74
9:00 PM	5	0	0	0	2	4	12	45	44	27	7	0	0	0	146	46-55	89
9:15 PM	6	0	0	0	0	5	10	41	54	20	3	1	0	0	140	46-55	95
9:30 PM	8	0	0	2	0	4	9	35	41	22	4	1	0	0	126	46-55	76
9:45 PM	3	0	0	0	0	1	8	31	42	19	7	1	0	0	112	46-55	73
10:00 PM	3	0	1	0	0	0	7	35	39	22	7	1	0	0	115	46-55	74
10:15 PM	2	0	0	0	0	0	6	25	45	21	6	0	0	0	105	46-55	70
10:30 PM	0	0	0	0	0	1	9	22	25	17	3	1	0	0	78	46-55	47
10:45 PM	3	0	0	0	0	0	1	13	19	24	5	0	1	0	66	51-60	42
11:00 PM	1	0	0	0	0	0	3	15	27	8	4	1	0	0	59	46-55	42
11:15 PM	1	0	0	0	0	2	4	14	16	23	9	1	0	0	70	51-60	39
11:30 PM	0	0	0	0	0	1	6	15	13	14	4	0	0	0	53	46-55	28
11:45 PM	2	0	0	0	0	0	1	9	16	19	2	0	0	0	49	51-60	34
Day Total	913	90	166	222	514	1128	2543	3129	2219	966	250	46	5	1	12192	41-50	5671
Percent	7.5%	0.7%	1.4%	1.8%	4.2%	9.3%	20.9%	25.7%	18.2%	7.9%	2.1%	0.4%	0.0%	0.0%			
ADT 12192																	
AM Peak Volume	10:30 AM	9:15 AM	11:45 AM	11:30 AM	10:45 AM	11:45 AM	11:45 AM	11:30 AM	7:30 AM	7:30 AM	12:00 AM	6:30 AM	3:15 AM	11:30 AM	11:30 AM		
	24	5	8	7	20	34	58	95	40	19	13	5	1	1	242		
PM Peak Volume	4:45 PM	1:30 PM	1:30 PM	1:30 PM	1:30 PM	1:00 PM	2:45 PM	5:00 PM	6:00 PM	9:00 PM	11:15 PM	8:00 PM	6:30 PM	1:15 PM			
	36	12	31	27	40	58	86	83	59	27	9	2	1	281			
<i>Comments:</i>																	

LOCATION: 1. Green Valley Rd from County Line to Sophia Pkwy SPECIFIC LOCATION: 0 ft from CITY/STATE: El Dorado Hills, CA															QC JOB #: 12004733 DIRECTION: EB DATE: May 04 2014		
Start Time	15	20	25	30	35	40	45	50	55	60	65	70	75	999	Total	Pace Speed	Number in Pace
12:00 AM	0	0	0	0	0	0	1	8	18	15	7	4	0	0	53	51-60	33
12:15 AM	1	0	0	0	0	0	0	5	12	8	6	0	0	0	32	51-60	20
12:30 AM	0	0	1	0	0	0	1	11	15	4	6	0	1	0	39	46-55	26
12:45 AM	1	0	0	0	0	1	2	3	9	9	2	0	0	0	27	51-60	18
1:00 AM	0	0	0	0	0	0	0	4	4	10	1	0	0	0	19	51-60	14
1:15 AM	0	0	0	0	0	2	3	4	6	9	3	0	0	0	27	51-60	15
1:30 AM	0	0	0	0	0	0	0	2	8	3	3	0	0	0	16	51-60	11
1:45 AM	1	0	0	0	0	0	0	1	2	2	1	0	0	0	7	51-60	4
2:00 AM	0	0	0	0	0	0	0	3	3	4	4	0	0	0	14	56-65	8
2:15 AM	1	0	0	0	0	0	0	1	9	5	0	0	0	0	16	51-60	14
2:30 AM	0	0	0	0	0	0	0	1	2	3	4	1	0	0	11	56-65	7
2:45 AM	0	0	0	0	0	0	1	0	1	2	0	0	0	0	4	51-60	3
3:00 AM	0	0	0	0	0	0	0	1	2	3	0	0	1	0	7	53-62	4
3:15 AM	0	0	0	0	0	0	0	0	2	0	0	0	0	0	2	46-55	2
3:30 AM	1	0	0	0	0	0	0	0	1	0	0	1	0	0	3	46-55	1
3:45 AM	0	0	0	0	0	0	0	1	0	6	1	0	1	0	9	56-65	6
4:00 AM	0	0	0	0	0	0	0	0	1	1	2	0	0	0	4	56-65	3
4:15 AM	1	0	0	0	0	0	0	0	2	1	1	1	0	0	6	51-60	3
4:30 AM	0	0	0	0	0	0	0	2	1	1	0	2	0	0	6	46-55	3
4:45 AM	0	0	0	0	0	0	0	1	5	1	1	0	0	0	8	46-55	6
5:00 AM	0	0	0	0	0	0	0	0	2	2	2	0	0	0	6	56-65	4
5:15 AM	0	0	0	0	0	0	0	1	3	2	1	0	0	0	7	51-60	5
5:30 AM	0	0	0	0	0	0	0	6	5	4	3	0	0	0	18	46-55	11
5:45 AM	0	0	0	0	0	0	1	2	2	4	3	2	0	0	14	58-67	6
Day Total																	
Percent																	
AM Peak																	
Volume																	
PM Peak																	
Volume																	
Comments:																	

LOCATION: 1. Green Valley Rd from County Line to Sophia Pkwy SPECIFIC LOCATION: 0 ft from CITY/STATE: El Dorado Hills, CA															QC JOB #: 12004733 DIRECTION: EB DATE: May 04 2014		
Start Time	15	20	25	30	35	40	45	50	55	60	65	70	75	999	Total	Pace Speed	Number in Pace
6:00 AM	0	0	0	1	0	0	1	0	7	5	1	0	0	0	15	51-60	12
6:15 AM	1	0	0	0	0	1	0	2	7	8	4	1	0	0	24	51-60	15
6:30 AM	0	0	0	1	0	0	0	4	4	3	4	2	0	0	18	46-55	8
6:45 AM	0	0	0	0	0	0	0	5	14	6	3	2	0	0	30	51-60	20
7:00 AM	1	0	0	0	0	0	2	5	6	6	4	0	0	0	24	53-62	11
7:15 AM	4	0	0	0	0	0	0	3	12	14	3	0	0	0	36	51-60	25
7:30 AM	2	0	1	0	0	0	5	14	8	5	7	0	0	0	42	46-55	22
7:45 AM	2	0	0	0	0	0	7	6	22	17	1	0	0	0	55	51-60	39
8:00 AM	1	0	0	0	0	1	16	10	9	10	1	0	0	0	48	41-50	26
8:15 AM	6	1	0	0	0	1	4	16	30	8	2	0	0	0	68	46-55	46
8:30 AM	8	1	0	0	0	1	4	15	36	9	2	0	0	0	76	46-55	51
8:45 AM	6	1	1	0	1	2	6	24	35	20	2	1	0	0	99	46-55	59
9:00 AM	11	0	0	0	0	1	20	26	33	18	1	0	0	0	110	46-55	58
9:15 AM	5	1	1	1	0	5	17	33	23	15	2	0	0	1	104	46-55	55
9:30 AM	9	0	2	1	0	1	16	39	33	7	2	0	0	0	110	46-55	71
9:45 AM	9	1	0	0	0	6	12	45	46	16	2	0	0	0	137	46-55	90
10:00 AM	9	0	2	1	0	3	32	34	34	22	2	1	0	0	140	46-55	68
10:15 AM	14	0	0	1	1	4	22	46	49	9	4	0	0	0	150	46-55	95
10:30 AM	16	1	2	4	8	7	18	40	29	17	3	0	0	0	145	46-55	69
10:45 AM	14	4	1	2	2	11	36	30	35	8	3	0	0	1	147	41-50	66
11:00 AM	12	0	1	0	5	21	29	46	33	11	5	0	0	0	163	46-55	78
11:15 AM	22	0	1	6	8	24	29	49	26	8	2	1	0	0	176	41-50	78
11:30 AM	18	2	2	0	5	13	39	37	41	12	2	0	1	0	172	46-55	78
11:45 AM	16	1	2	4	3	14	44	60	20	5	2	0	0	0	171	41-50	104
Day Total																	
Percent																	
AM Peak Volume																	
PM Peak Volume																	
Comments:																	

LOCATION: 1. Green Valley Rd from County Line to Sophia Pkwy SPECIFIC LOCATION: 0 ft from CITY/STATE: El Dorado Hills, CA															QC JOB #: 12004733 DIRECTION: EB DATE: May 04 2014		
Start Time	15	20	25	30	35	40	45	50	55	60	65	70	75	999	Total	Pace Speed	Number in Pace
12:00 PM	21	4	0	0	0	9	47	84	36	8	1	0	0	0	210	41-50	131
12:15 PM	12	0	6	7	7	28	38	51	29	6	5	1	0	0	190	41-50	88
12:30 PM	22	1	0	0	0	22	39	59	38	5	1	0	0	0	187	41-50	98
12:45 PM	25	0	3	11	16	29	42	47	25	11	0	0	0	0	209	41-50	89
1:00 PM	22	0	0	3	9	20	38	61	19	8	2	0	0	0	182	41-50	98
1:15 PM	18	2	4	1	11	25	49	46	42	5	4	0	0	0	207	41-50	94
1:30 PM	22	0	3	2	8	24	61	48	37	7	0	0	0	0	212	41-50	108
1:45 PM	19	1	2	2	17	37	43	54	32	4	2	0	0	0	213	41-50	97
2:00 PM	15	0	5	1	17	30	54	55	40	5	1	0	0	0	223	41-50	109
2:15 PM	14	0	0	1	5	24	60	74	25	12	1	0	0	0	216	41-50	134
2:30 PM	11	0	2	1	8	21	45	75	37	6	1	0	0	0	207	41-50	120
2:45 PM	16	1	0	4	9	20	36	52	41	17	0	1	0	1	198	46-55	92
3:00 PM	10	0	2	0	3	15	27	57	57	10	3	1	0	0	185	46-55	114
3:15 PM	15	0	2	2	18	26	63	48	42	11	2	0	0	0	229	41-50	110
3:30 PM	16	0	3	4	5	20	62	65	34	8	2	0	0	0	219	41-50	127
3:45 PM	16	0	4	4	11	21	45	56	45	14	0	0	0	0	216	43-52	101
4:00 PM	22	10	8	15	19	30	49	55	32	9	1	0	0	0	250	41-50	104
4:15 PM	11	0	1	0	1	9	47	105	49	12	0	0	0	1	236	46-55	154
4:30 PM	14	0	0	3	4	25	64	61	45	10	1	0	0	0	227	41-50	124
4:45 PM	18	0	2	8	7	19	57	74	31	13	0	0	0	1	230	41-50	131
5:00 PM	13	3	1	3	16	19	45	44	54	14	2	0	0	1	215	46-55	98
5:15 PM	10	2	2	0	4	17	51	70	49	10	1	0	0	0	216	41-50	121
5:30 PM	9	0	2	1	10	19	32	41	52	18	6	1	0	0	191	46-55	93
5:45 PM	10	0	1	0	5	20	26	54	53	18	3	1	0	0	191	46-55	106
Day Total																	
Percent																	
AM Peak Volume																	
PM Peak Volume																	
Comments:																	

LOCATION: 1. Green Valley Rd from County Line to Sophia Pkwy SPECIFIC LOCATION: 0 ft from CITY/STATE: El Dorado Hills, CA															QC JOB #: 12004733 DIRECTION: EB DATE: May 04 2014		
Start Time	1 15	16 20	21 25	26 30	31 35	36 40	41 45	46 50	51 55	56 60	61 65	66 70	71 75	76 999	Total	Pace Speed	Number in Pace
6:00 PM	7	0	2	0	1	9	39	57	54	29	6	1	0	0	205	46-55	111
6:15 PM	6	0	1	1	0	9	11	54	34	30	6	1	0	0	153	46-55	88
6:30 PM	9	0	0	0	0	0	11	34	53	18	3	0	0	0	128	46-55	86
6:45 PM	4	0	0	1	0	3	19	49	55	21	8	0	0	0	160	46-55	104
7:00 PM	4	0	0	0	0	2	19	42	53	34	7	1	0	0	162	46-55	94
7:15 PM	6	1	1	0	2	12	19	45	40	19	8	1	1	0	155	46-55	85
7:30 PM	3	0	1	0	1	2	11	45	44	31	0	0	0	0	138	46-55	89
7:45 PM	1	0	0	0	0	1	8	34	54	18	10	2	0	0	128	46-55	88
8:00 PM	2	0	0	0	0	0	13	45	50	13	5	0	0	0	128	46-55	95
8:15 PM	4	0	0	0	1	7	7	30	44	17	4	1	0	0	115	46-55	74
8:30 PM	3	0	0	2	2	5	14	27	43	23	7	0	0	0	126	47-56	69
8:45 PM	2	0	2	1	0	1	20	43	33	14	5	0	0	0	121	46-55	75
9:00 PM	2	0	0	0	0	0	1	29	24	26	8	1	0	0	91	47-56	52
9:15 PM	2	0	0	0	0	0	7	17	31	13	5	3	0	0	78	46-55	48
9:30 PM	0	0	0	0	0	2	1	18	15	20	11	2	0	0	69	51-60	35
9:45 PM	1	0	0	0	0	0	7	24	15	26	4	1	0	0	78	51-60	41
10:00 PM	3	0	0	0	0	0	3	14	26	11	4	1	0	0	62	46-55	40
10:15 PM	2	0	0	0	0	1	2	3	12	23	10	3	0	0	56	51-60	35
10:30 PM	0	0	0	0	0	0	3	6	15	10	10	3	0	0	47	51-60	25
10:45 PM	0	0	0	0	1	0	0	12	12	5	1	0	0	0	31	46-55	23
11:00 PM	0	0	0	0	0	0	0	0	3	10	4	1	0	0	18	56-65	14
11:15 PM	0	0	0	0	0	0	1	4	10	5	3	0	0	0	23	51-60	15
11:30 PM	1	0	0	0	0	1	0	1	8	7	3	1	0	0	22	51-60	14
11:45 PM	0	0	1	0	1	0	0	1	3	3	1	0	0	0	10	53-62	5
Day Total	635	38	78	100	252	703	1704	2716	2382	1025	287	47	5	6	9978	46-55	5097
Percent	6.4%	0.4%	0.8%	1.0%	2.5%	7.0%	17.1%	27.2%	23.9%	10.3%	2.9%	0.5%	0.1%	0.1%			
ADT 9978																	
AM Peak Volume	11:15 AM	10:45 AM	9:30 AM	11:15 AM	10:30 AM	11:15 AM	11:45 AM	11:45 AM	10:15 AM	10:00 AM	12:00 AM	12:00 AM	12:30 AM	9:15 AM	11:15 AM		
	22	4	2	6	8	24	44	60	49	22	7	4	1	1	176		
PM Peak Volume	12:45 PM	4:00 PM	4:00 PM	4:00 PM	4:00 PM	1:45 PM	4:30 PM	4:15 PM	3:00 PM	7:00 PM	9:30 PM	9:15 PM	7:15 PM	2:45 PM	4:00 PM		
	25	10	8	15	19	37	64	105	57	34	11	3	1	1	250		
<i>Comments:</i>																	

LOCATION: 1. Green Valley Rd from County Line to Sophia Pkwy SPECIFIC LOCATION: 0 ft from CITY/STATE: El Dorado Hills, CA															QC JOB #: 12004733 DIRECTION: EB DATE: May 05 2014		
Start Time	15	20	25	30	35	40	45	50	55	60	65	70	75	999	Total	Pace Speed	Number in Pace
12:00 AM	0	0	0	0	0	0	0	1	3	3	4	1	2	0	14	56-65	7
12:15 AM	1	0	0	0	0	0	1	2	3	9	6	0	0	0	22	56-65	14
12:30 AM	0	0	0	0	0	0	0	1	1	1	2	4	0	0	9	61-70	6
12:45 AM	0	0	0	0	0	0	0	3	4	0	1	0	0	0	8	46-55	7
1:00 AM	1	0	0	0	0	0	0	0	2	4	2	0	0	0	9	56-65	6
1:15 AM	0	0	0	0	0	1	0	0	1	5	1	0	0	0	8	51-60	6
1:30 AM	0	0	0	0	0	0	0	0	3	4	1	1	0	0	9	51-60	7
1:45 AM	0	0	0	0	0	0	0	2	3	0	0	0	0	0	5	48-57	4
2:00 AM	0	0	0	0	0	0	0	1	3	0	0	1	0	0	5	46-55	4
2:15 AM	0	0	0	0	0	0	0	0	4	2	0	0	0	0	6	51-60	6
2:30 AM	0	0	0	0	0	0	0	0	1	1	0	0	0	0	2	51-60	2
2:45 AM	0	0	0	0	0	0	0	0	2	0	0	0	0	0	2	46-55	2
3:00 AM	0	0	0	0	0	0	0	0	0	1	0	1	0	0	2	51-60	1
3:15 AM	0	0	0	0	0	0	0	0	2	1	0	0	0	0	3	51-60	3
3:30 AM	0	0	0	0	0	0	0	2	0	1	0	0	0	0	3	41-50	2
3:45 AM	1	0	0	0	0	0	0	0	1	1	0	1	0	0	4	51-60	2
4:00 AM	0	0	0	0	0	0	0	0	0	1	0	0	0	0	1	51-60	1
4:15 AM	0	0	0	0	0	0	0	0	1	1	2	0	1	0	5	56-65	3
4:30 AM	0	0	1	1	0	0	0	2	1	4	1	1	0	0	10	51-60	5
4:45 AM	0	0	0	0	0	0	1	0	0	1	2	1	0	0	5	61-70	3
5:00 AM	0	0	0	0	0	0	0	2	2	4	4	0	1	0	13	56-65	8
5:15 AM	1	0	0	0	0	0	1	0	1	8	6	1	0	0	18	56-65	13
5:30 AM	4	0	0	0	0	0	3	3	7	4	5	0	0	0	26	51-60	11
5:45 AM	0	0	0	0	0	0	2	4	5	13	5	1	0	0	30	51-60	18
Day Total																	
Percent																	
AM Peak Volume																	
PM Peak Volume																	
Comments:																	

LOCATION: 1. Green Valley Rd from County Line to Sophia Pkwy SPECIFIC LOCATION: 0 ft from CITY/STATE: El Dorado Hills, CA															QC JOB #: 12004733 DIRECTION: EB DATE: May 05 2014		
Start Time	15	20	25	30	35	40	45	50	55	60	65	70	75	999	Total	Pace Speed	Number in Pace
6:00 AM	1	0	0	0	0	0	3	8	7	16	4	0	0	0	39	51-60	23
6:15 AM	6	0	0	0	0	0	6	10	22	14	6	2	1	0	67	51-60	35
6:30 AM	6	0	0	0	0	6	11	21	17	29	4	0	0	0	94	51-60	45
6:45 AM	13	1	0	0	0	6	14	33	30	23	4	0	0	0	124	46-55	63
7:00 AM	12	0	1	0	1	3	14	30	51	20	4	0	0	0	136	46-55	81
7:15 AM	17	0	5	0	1	2	5	28	34	18	4	1	0	0	115	46-55	61
7:30 AM	14	0	0	0	0	2	8	32	40	10	2	0	0	0	108	46-55	72
7:45 AM	12	0	0	2	0	0	9	37	39	9	2	0	0	0	110	46-55	76
8:00 AM	13	0	0	7	2	19	46	38	15	6	1	0	0	0	147	41-50	83
8:15 AM	11	1	0	1	14	24	36	30	24	6	1	2	0	0	150	41-50	66
8:30 AM	20	1	0	0	8	9	15	48	38	13	3	0	0	0	155	46-55	85
8:45 AM	17	1	1	0	1	3	12	22	24	5	1	0	0	0	87	46-55	45
9:00 AM	9	0	1	0	0	6	15	27	22	9	6	0	0	0	95	46-55	49
9:15 AM	7	1	0	0	0	1	24	42	24	21	2	0	0	0	122	42-51	66
9:30 AM	7	0	0	0	0	5	16	51	47	16	5	0	0	0	147	46-55	98
9:45 AM	5	0	0	0	0	1	11	31	54	17	4	1	0	0	124	46-55	85
10:00 AM	10	0	3	1	0	2	16	36	38	14	0	2	0	0	122	46-55	73
10:15 AM	8	0	1	0	0	3	21	37	36	18	1	0	0	0	125	46-55	73
10:30 AM	10	0	1	0	0	1	23	55	34	13	1	2	0	0	140	46-55	89
10:45 AM	11	0	1	0	3	5	15	37	36	16	4	0	0	0	128	46-55	73
11:00 AM	11	1	3	6	3	3	14	40	56	15	5	2	0	0	159	46-55	95
11:15 AM	12	1	0	2	5	5	26	63	30	7	1	0	0	0	152	46-55	93
11:30 AM	12	0	1	0	7	1	17	53	42	12	4	0	0	0	149	46-55	95
11:45 AM	10	0	1	1	0	12	30	52	53	13	2	0	0	0	174	46-55	104
Day Total																	
Percent																	
AM Peak Volume																	
PM Peak Volume																	
Comments:																	

LOCATION: 1. Green Valley Rd from County Line to Sophia Pkwy SPECIFIC LOCATION: 0 ft from CITY/STATE: El Dorado Hills, CA															QC JOB #: 12004733 DIRECTION: EB DATE: May 05 2014		
Start Time	15	20	25	30	35	40	45	50	55	60	65	70	75	999	Total	Pace Speed	Number in Pace
12:00 PM	14	0	2	1	4	7	34	72	43	9	0	0	0	0	186	46-55	114
12:15 PM	11	0	3	0	0	7	20	50	48	12	7	1	0	0	159	46-55	97
12:30 PM	11	0	2	1	4	9	30	55	53	13	5	0	0	0	183	46-55	107
12:45 PM	6	0	1	1	1	16	59	73	25	8	0	0	0	0	190	41-50	132
1:00 PM	11	0	0	1	4	21	52	58	31	9	2	1	0	0	190	41-50	109
1:15 PM	13	1	2	0	8	16	39	57	46	9	2	0	0	0	193	46-55	102
1:30 PM	14	1	1	0	7	12	33	60	52	15	2	1	0	0	198	46-55	112
1:45 PM	10	0	1	4	2	14	41	58	45	18	7	0	0	0	200	46-55	103
2:00 PM	11	1	2	0	7	25	29	75	50	10	0	1	0	0	211	46-55	125
2:15 PM	12	0	0	0	6	36	49	75	24	8	1	1	0	0	212	41-50	124
2:30 PM	19	1	1	0	4	28	66	60	35	14	0	0	0	0	228	41-50	126
2:45 PM	14	1	0	1	12	25	69	72	36	5	2	0	0	0	237	41-50	141
3:00 PM	11	1	1	5	11	28	47	80	43	5	1	0	0	0	233	41-50	127
3:15 PM	15	0	2	1	3	27	58	68	40	10	1	0	0	0	225	41-50	125
3:30 PM	18	0	0	6	13	59	72	69	27	3	0	0	0	0	267	41-50	141
3:45 PM	31	1	10	25	27	49	97	53	6	1	0	0	0	0	300	41-50	150
4:00 PM	21	0	1	5	21	71	86	60	20	2	0	0	0	0	287	36-45	156
4:15 PM	21	4	10	17	14	33	69	84	23	3	0	0	0	0	278	41-50	153
4:30 PM	18	0	18	14	35	56	80	42	20	6	0	0	0	0	289	36-45	136
4:45 PM	25	0	3	8	33	62	76	72	26	6	1	0	0	0	312	41-50	148
5:00 PM	24	3	17	38	56	69	58	25	10	0	0	0	0	0	300	36-45	126
5:15 PM	22	5	3	22	57	58	79	54	13	0	0	0	0	0	313	36-45	137
5:30 PM	20	3	5	25	43	41	75	61	26	5	0	0	0	0	304	41-50	135
5:45 PM	20	4	13	40	36	49	63	40	24	6	0	0	0	0	295	36-45	111
Day Total																	
Percent																	
AM Peak Volume																	
PM Peak Volume																	
Comments:																	

LOCATION: 1. Green Valley Rd from County Line to Sophia Pkwy SPECIFIC LOCATION: 0 ft from CITY/STATE: El Dorado Hills, CA															QC JOB #: 12004733 DIRECTION: EB DATE: May 05 2014		
Start Time	1 15	16 20	21 25	26 30	31 35	36 40	41 45	46 50	51 55	56 60	61 65	66 70	71 75	76 999	Total	Pace Speed	Number in Pace
6:00 PM	21	0	0	3	13	35	76	94	46	9	0	0	0	0	297	41-50	170
6:15 PM	15	0	2	1	7	37	55	75	61	11	0	0	0	0	264	46-55	135
6:30 PM	13	0	1	1	2	25	63	89	33	7	3	0	0	0	237	41-50	152
6:45 PM	12	0	2	3	3	15	51	95	52	7	3	0	0	0	243	46-55	147
7:00 PM	8	0	1	2	3	10	32	87	43	21	1	0	0	1	209	46-55	130
7:15 PM	7	0	1	0	0	4	34	72	56	16	5	1	0	0	196	46-55	127
7:30 PM	7	0	0	0	2	21	43	42	48	8	3	0	0	0	174	46-55	89
7:45 PM	4	0	0	0	3	8	34	52	48	19	1	0	0	0	169	46-55	99
8:00 PM	5	0	1	2	10	8	26	42	42	15	0	1	0	0	152	46-55	84
8:15 PM	3	0	1	0	5	17	20	63	38	9	2	1	0	0	159	46-55	100
8:30 PM	2	0	1	0	0	3	12	51	39	15	1	1	0	0	125	46-55	90
8:45 PM	3	0	0	0	2	32	33	36	13	5	0	0	0	0	124	41-50	69
9:00 PM	4	0	0	0	0	14	27	39	18	4	0	0	0	0	106	41-50	66
9:15 PM	2	0	1	1	0	6	33	34	27	7	0	0	0	0	111	41-50	67
9:30 PM	0	0	0	1	0	6	32	31	13	3	2	0	0	0	88	41-50	63
9:45 PM	2	0	1	0	0	0	8	27	41	11	3	0	0	0	93	46-55	68
10:00 PM	1	0	0	0	0	1	17	29	22	12	3	0	0	0	85	46-55	51
10:15 PM	0	0	0	2	0	3	3	16	9	12	0	0	0	0	45	47-56	24
10:30 PM	2	0	0	0	0	3	2	10	15	9	3	0	0	0	44	46-55	25
10:45 PM	0	0	1	0	0	0	2	9	9	6	2	1	0	0	30	46-55	18
11:00 PM	1	0	0	0	0	0	5	14	8	7	0	0	0	0	35	46-55	22
11:15 PM	0	1	0	0	0	0	0	6	13	13	0	0	0	0	33	51-60	26
11:30 PM	1	0	0	0	0	0	2	4	11	7	0	0	0	0	25	51-60	17
11:45 PM	0	0	0	0	0	0	0	1	3	6	2	0	0	0	12	55-64	8
Day Total	767	34	131	252	503	1186	2406	3375	2337	825	178	34	5	1	12034	41-50	5781
Percent	6.4%	0.3%	1.1%	2.1%	4.2%	9.9%	20.0%	28.0%	19.4%	6.9%	1.5%	0.3%	0.0%	0.0%			
ADT 12034																	
AM Peak Volume	8:30 AM	6:45 AM	7:15 AM	8:00 AM	8:15 AM	8:15 AM	8:00 AM	11:15 AM	11:00 AM	6:30 AM	12:15 AM	12:30 AM	12:00 AM		11:45 AM		
	20	1	5	7	14	24	46	63	56	29	6	4	2		174		
PM Peak Volume	3:45 PM	5:15 PM	4:30 PM	5:45 PM	5:15 PM	4:00 PM	3:45 PM	6:45 PM	6:15 PM	7:00 PM	12:15 PM	12:15 PM		7:00 PM	5:15 PM		
	31	5	18	40	57	71	97	95	61	21	7	1		1	313		
<i>Comments:</i>																	

LOCATION: 1. Green Valley Rd from County Line to Sophia Pkwy SPECIFIC LOCATION: 0 ft from CITY/STATE: El Dorado Hills, CA															QC JOB #: 12004733 DIRECTION: EB DATE: May 06 2014		
Start Time	15	20	25	30	35	40	45	50	55	60	65	70	75	999	Total	Pace Speed	Number in Pace
12:00 AM	0	0	0	0	0	0	1	6	6	5	0	1	0	0	19	50-59	11
12:15 AM	0	0	0	0	0	0	1	1	5	2	2	0	0	0	11	51-60	7
12:30 AM	0	0	0	0	0	0	1	3	4	2	0	0	0	0	10	46-55	7
12:45 AM	0	0	0	0	0	0	0	1	3	4	0	0	0	0	8	51-60	7
1:00 AM	0	0	0	0	0	0	0	1	1	2	1	0	0	0	5	56-65	3
1:15 AM	0	0	0	0	0	0	1	3	2	0	1	0	0	0	7	46-55	5
1:30 AM	0	0	0	0	0	0	0	1	2	0	1	0	0	0	4	46-55	3
1:45 AM	0	0	0	0	0	0	0	1	2	0	1	0	0	0	4	46-55	3
2:00 AM	0	0	0	0	0	0	0	1	0	2	0	1	0	0	4	51-60	2
2:15 AM	0	0	0	0	0	0	2	0	0	2	0	0	0	0	4	36-45	2
2:30 AM	0	0	0	0	0	0	0	1	0	1	0	0	0	0	2	41-50	1
2:45 AM	0	0	0	0	0	0	1	2	0	1	1	1	0	0	6	41-50	3
3:00 AM	0	0	0	0	0	0	0	0	0	0	1	0	0	0	1	56-65	1
3:15 AM	1	0	0	0	0	0	1	2	1	0	0	1	0	0	6	46-55	3
3:30 AM	1	0	0	0	0	0	1	0	3	2	0	0	0	0	7	51-60	5
3:45 AM	0	0	0	0	0	0	0	0	1	2	0	0	0	0	3	51-60	3
4:00 AM	0	0	0	0	1	0	0	1	0	0	2	0	0	0	4	56-65	2
4:15 AM	0	0	0	0	0	0	1	0	1	0	2	1	0	0	5	61-70	3
4:30 AM	0	0	0	0	0	0	0	0	3	3	0	0	0	0	6	52-61	5
4:45 AM	0	0	0	0	0	0	1	0	2	4	2	0	0	0	9	56-65	6
5:00 AM	1	0	0	0	0	0	0	3	4	2	1	0	0	0	11	46-55	7
5:15 AM	1	1	0	0	0	0	0	2	3	5	1	1	0	0	14	51-60	8
5:30 AM	4	0	0	0	0	0	0	4	10	3	3	0	0	0	24	46-55	14
5:45 AM	2	0	0	0	0	1	0	1	13	4	5	0	0	0	26	51-60	17
Day Total																	
Percent																	
AM Peak																	
Volume																	
PM Peak																	
Volume																	
Comments:																	

LOCATION: 1. Green Valley Rd from County Line to Sophia Pkwy SPECIFIC LOCATION: 0 ft from CITY/STATE: El Dorado Hills, CA															QC JOB #: 12004733 DIRECTION: EB DATE: May 06 2014		
Start Time	15	20	25	30	35	40	45	50	55	60	65	70	75	999	Total	Pace Speed	Number in Pace
6:00 AM	6	1	0	0	0	0	3	7	15	15	2	0	0	0	49	51-60	30
6:15 AM	2	0	0	0	0	2	1	20	16	10	6	0	0	0	57	46-55	36
6:30 AM	7	0	0	0	0	1	8	28	25	21	5	0	1	0	96	46-55	53
6:45 AM	14	0	0	0	0	0	13	41	45	20	6	0	0	0	139	46-55	86
7:00 AM	12	0	2	0	0	7	14	36	34	9	4	0	0	0	118	46-55	70
7:15 AM	13	0	0	0	0	1	9	32	44	16	1	0	0	0	116	46-55	76
7:30 AM	20	0	0	0	0	6	14	23	32	14	1	0	0	0	110	46-55	55
7:45 AM	17	0	0	0	1	4	26	39	25	9	2	0	0	0	123	41-50	65
8:00 AM	14	0	0	0	6	9	29	34	35	9	5	0	0	0	141	46-55	69
8:15 AM	25	0	0	1	4	13	19	48	22	4	1	0	0	1	138	46-55	70
8:30 AM	13	0	0	1	1	20	31	46	34	9	1	0	0	0	156	46-55	80
8:45 AM	12	1	1	0	5	15	19	35	24	13	0	1	0	0	126	46-55	58
9:00 AM	13	0	1	0	0	2	18	50	33	16	1	0	0	0	134	46-55	82
9:15 AM	11	1	0	0	1	1	18	48	30	16	2	0	0	0	128	46-55	78
9:30 AM	9	0	1	1	1	3	5	26	50	5	2	0	0	0	103	46-55	76
9:45 AM	10	0	0	0	2	10	26	41	38	10	0	0	0	0	137	46-55	78
10:00 AM	16	0	1	0	3	14	23	32	20	12	4	0	0	0	125	41-50	55
10:15 AM	12	0	0	0	4	6	16	52	26	5	1	0	0	0	122	46-55	77
10:30 AM	8	0	1	0	2	11	23	41	36	7	3	0	0	0	132	46-55	77
10:45 AM	6	0	1	0	0	3	20	54	45	14	3	0	0	0	146	46-55	99
11:00 AM	10	2	2	0	0	8	25	55	23	8	5	0	0	0	138	41-50	80
11:15 AM	12	0	2	2	0	8	32	51	27	11	6	0	0	0	151	41-50	83
11:30 AM	16	2	1	3	5	16	54	39	26	7	0	1	0	0	170	41-50	93
11:45 AM	9	0	0	1	0	7	43	89	28	5	1	0	0	0	183	41-50	132
Day Total																	
Percent																	
AM Peak Volume																	
PM Peak Volume																	
Comments:																	

LOCATION: 1. Green Valley Rd from County Line to Sophia Pkwy SPECIFIC LOCATION: 0 ft from CITY/STATE: El Dorado Hills, CA															QC JOB #: 12004733 DIRECTION: EB DATE: May 06 2014		
Start Time	1 15	16 20	21 25	26 30	31 35	36 40	41 45	46 50	51 55	56 60	61 65	66 70	71 75	76 999	Total	Pace Speed	Number in Pace
12:00 PM	9	4	2	1	5	7	29	51	33	10	2	0	0	0	153	46-55	83
12:15 PM	10	1	0	1	0	9	43	61	43	11	2	1	0	0	182	46-55	103
12:30 PM	11	0	1	1	1	8	31	46	41	13	4	0	0	0	157	46-55	86
12:45 PM	11	0	4	3	14	16	24	57	31	13	4	0	0	0	177	46-55	87
1:00 PM	7	0	1	2	0	9	31	56	45	13	3	0	0	0	167	46-55	101
1:15 PM	18	1	0	1	4	23	51	51	23	7	5	0	0	0	184	41-50	101
1:30 PM	12	1	1	5	19	15	45	41	38	11	1	1	0	0	190	41-50	85
1:45 PM	14	0	2	3	1	22	50	66	45	9	2	0	0	0	214	41-50	115
2:00 PM	10	1	1	1	5	14	49	71	55	19	1	1	0	0	228	46-55	126
2:15 PM	14	0	1	0	2	16	74	63	37	10	3	0	0	0	220	41-50	137
2:30 PM	7	0	1	0	4	31	49	74	42	6	0	0	0	0	214	41-50	123
2:45 PM	18	5	4	13	10	20	46	84	40	5	0	0	0	0	245	41-50	130
3:00 PM	24	1	8	8	28	30	40	61	46	21	3	0	0	0	270	46-55	106
3:15 PM	13	0	0	2	4	24	82	81	24	14	2	0	0	0	246	41-50	162
3:30 PM	24	0	2	1	7	35	45	87	41	7	2	0	0	0	251	41-50	132
3:45 PM	24	2	1	18	26	22	67	81	33	6	3	0	0	0	283	41-50	147
4:00 PM	23	1	4	13	29	63	101	61	13	6	1	1	0	0	316	38-47	163
4:15 PM	16	1	4	8	13	33	80	74	26	9	2	1	0	0	267	41-50	154
4:30 PM	16	0	1	5	15	49	89	88	29	2	1	0	0	0	295	41-50	177
4:45 PM	25	0	1	3	13	42	80	79	35	12	2	0	0	0	292	41-50	159
5:00 PM	29	0	6	8	29	40	95	70	33	6	2	0	0	0	318	41-50	165
5:15 PM	29	1	7	11	40	69	75	75	16	2	0	0	0	0	325	41-50	150
5:30 PM	29	2	17	43	27	32	31	68	21	6	2	0	0	0	278	41-50	98
5:45 PM	34	16	17	29	39	63	83	43	3	1	0	0	0	0	328	36-45	146
Day Total																	
Percent																	
AM Peak																	
Volume																	
PM Peak																	
Volume																	
Comments:																	

LOCATION: 1. Green Valley Rd from County Line to Sophia Pkwy SPECIFIC LOCATION: 0 ft from CITY/STATE: El Dorado Hills, CA															QC JOB #: 12004733 DIRECTION: EB DATE: May 06 2014		
Start Time	15	20	25	30	35	40	45	50	55	60	65	70	75	999	Total	Pace Speed	Number in Pace
6:00 PM	10	0	0	0	2	22	89	114	59	6	1	2	0	0	305	41-50	203
6:15 PM	18	1	1	1	7	53	82	99	38	10	1	0	0	1	312	41-50	181
6:30 PM	16	2	9	13	12	24	42	65	47	6	0	1	0	0	237	46-55	112
6:45 PM	4	1	1	0	5	32	49	54	56	14	4	0	0	0	220	46-55	109
7:00 PM	8	0	1	0	1	8	41	97	50	7	4	0	0	0	217	46-55	147
7:15 PM	12	0	0	0	4	13	56	65	40	7	0	1	0	0	198	41-50	121
7:30 PM	8	0	2	2	8	5	32	55	52	11	1	0	0	0	176	46-55	107
7:45 PM	4	0	0	0	0	6	27	72	52	15	0	0	0	0	176	46-55	124
8:00 PM	3	0	1	0	0	13	48	71	34	10	0	0	0	0	180	41-50	118
8:15 PM	6	0	1	0	5	21	41	58	33	12	0	0	0	0	177	41-50	98
8:30 PM	5	0	0	0	0	6	43	65	32	12	0	0	0	0	163	41-50	108
8:45 PM	7	0	0	0	0	1	20	57	50	14	0	0	0	0	149	46-55	107
9:00 PM	5	0	0	0	0	1	15	50	45	16	3	0	0	0	135	46-55	95
9:15 PM	4	0	0	0	0	2	11	35	30	21	4	0	0	1	108	46-55	65
9:30 PM	0	0	0	0	0	9	20	30	39	16	3	1	0	0	118	46-55	69
9:45 PM	4	0	0	0	0	1	13	38	32	12	4	0	0	0	104	46-55	70
10:00 PM	1	0	0	0	0	0	5	19	36	14	5	1	0	0	81	46-55	55
10:15 PM	2	0	0	0	0	0	5	13	31	14	4	0	0	0	69	51-60	44
10:30 PM	1	0	0	0	0	1	4	11	23	13	4	0	0	0	57	51-60	36
10:45 PM	1	0	0	0	0	0	1	4	8	12	4	1	0	0	31	52-61	19
11:00 PM	1	0	1	0	0	0	0	10	16	7	3	1	0	0	39	46-55	26
11:15 PM	0	0	0	0	0	0	2	5	8	12	4	0	0	0	31	52-61	19
11:30 PM	0	0	0	0	0	0	0	3	14	4	3	0	0	0	24	51-60	17
11:45 PM	0	0	0	0	0	1	2	1	7	7	3	0	0	0	21	52-61	13
Day Total	844	49	116	205	415	1079	2538	3681	2424	802	188	21	1	3	12366	41-50	6219
Percent	6.8%	0.4%	0.9%	1.7%	3.4%	8.7%	20.5%	29.8%	19.6%	6.5%	1.5%	0.2%	0.0%	0.0%			
ADT 12366																	
AM Peak Volume	8:15 AM	11:00 AM	7:00 AM	11:30 AM	8:00 AM	8:30 AM	11:30 AM	11:45 AM	9:30 AM	6:30 AM	6:15 AM	12:00 AM	6:30 AM	8:15 AM	11:45 AM		
	25	2	2	3	6	20	54	89	50	21	6	1	1	1	183		
PM Peak Volume	5:45 PM	5:45 PM	5:30 PM	5:30 PM	5:15 PM	5:15 PM	4:00 PM	6:00 PM	6:00 PM	3:00 PM	1:15 PM	6:00 PM	6:15 PM	5:45 PM			
	34	16	17	43	40	69	101	114	59	21	5	2	1	328			
<i>Comments:</i>																	

LOCATION: 1. Green Valley Rd from County Line to Sophia Pkwy SPECIFIC LOCATION: 0 ft from CITY/STATE: El Dorado Hills, CA															QC JOB #: 12004733 DIRECTION: EB DATE: May 07 2014		
Start Time	15	20	25	30	35	40	45	50	55	60	65	70	75	999	Total	Pace Speed	Number in Pace
12:00 AM	0	0	0	0	0	1	1	5	6	8	2	0	0	0	23	51-60	14
12:15 AM	0	0	0	0	0	0	1	2	11	4	3	1	0	0	22	51-60	15
12:30 AM	0	0	0	0	1	0	1	5	2	3	1	0	0	0	13	46-55	7
12:45 AM	0	0	0	0	0	0	0	1	3	3	1	0	0	0	8	53-62	5
1:00 AM	1	0	0	0	0	0	0	3	4	2	1	0	0	0	11	46-55	7
1:15 AM	0	0	0	0	0	1	0	4	1	6	2	0	0	0	14	56-65	8
1:30 AM	0	0	0	0	0	0	0	0	2	0	2	0	0	0	4	46-55	2
1:45 AM	1	0	0	0	0	0	1	0	2	0	2	1	0	0	7	61-70	3
2:00 AM	0	0	0	0	0	2	1	1	2	1	0	0	0	0	7	51-60	3
2:15 AM	0	0	0	0	0	0	0	0	2	1	1	0	0	0	4	51-60	3
2:30 AM	0	0	0	0	0	0	0	0	1	1	1	0	0	0	3	56-65	2
2:45 AM	0	0	0	0	0	0	0	1	1	0	0	0	0	0	2	46-55	2
3:00 AM	0	0	0	0	0	0	0	0	3	2	0	0	0	0	5	51-60	5
3:15 AM	0	0	0	0	0	1	0	0	2	0	0	0	0	0	3	46-55	2
3:30 AM	0	0	0	0	0	0	1	0	1	2	1	0	0	0	5	56-65	3
3:45 AM	2	0	0	0	0	0	0	0	1	0	5	2	0	0	10	56-65	7
4:00 AM	0	0	0	0	0	0	0	0	0	1	0	0	0	0	1	46-55	1
4:15 AM	0	0	0	0	0	0	0	0	1	1	0	0	0	0	2	51-60	2
4:30 AM	0	0	0	0	0	0	1	3	2	3	0	1	0	0	10	48-57	5
4:45 AM	0	0	0	0	0	0	0	0	1	2	2	0	0	0	5	56-65	4
5:00 AM	1	0	1	0	0	0	0	3	3	3	1	0	0	0	12	53-62	5
5:15 AM	1	0	1	0	0	0	0	4	4	7	1	0	0	0	18	52-61	10
5:30 AM	5	0	0	0	0	0	1	2	5	2	2	0	0	0	17	51-60	7
5:45 AM	2	0	0	0	0	1	1	2	10	11	5	0	0	0	32	51-60	21
Day Total																	
Percent																	
AM Peak Volume																	
PM Peak Volume																	
Comments:																	

LOCATION: 1. Green Valley Rd from County Line to Sophia Pkwy SPECIFIC LOCATION: 0 ft from CITY/STATE: El Dorado Hills, CA															QC JOB #: 12004733 DIRECTION: EB DATE: May 07 2014		
Start Time	1 15	16 20	21 25	26 30	31 35	36 40	41 45	46 50	51 55	56 60	61 65	66 70	71 75	76 999	Total	Pace Speed	Number in Pace
6:00 AM	4	1	0	0	0	0	4	7	18	9	1	1	0	0	45	51-60	26
6:15 AM	6	0	0	0	0	2	8	13	17	10	3	2	0	0	61	47-56	29
6:30 AM	4	0	0	4	3	0	9	25	39	22	7	0	1	0	114	47-56	63
6:45 AM	11	0	0	1	0	6	13	24	34	21	5	0	0	0	115	47-56	57
7:00 AM	10	0	1	0	0	1	8	46	41	13	2	1	0	0	123	46-55	86
7:15 AM	15	0	1	0	0	4	16	31	39	20	2	1	0	0	129	46-55	70
7:30 AM	13	1	0	0	2	2	10	55	21	11	0	0	0	0	115	46-55	75
7:45 AM	34	0	0	0	0	0	6	17	15	7	0	0	0	0	79	46-55	32
8:00 AM	11	0	2	1	10	12	18	28	43	11	1	0	0	0	137	46-55	70
8:15 AM	15	0	0	1	3	9	22	51	40	8	0	0	0	0	149	46-55	91
8:30 AM	15	0	1	0	0	4	17	55	41	9	0	3	0	0	145	46-55	95
8:45 AM	13	0	0	1	2	7	34	56	24	4	4	0	0	0	145	41-50	89
9:00 AM	9	0	0	1	0	0	11	38	45	9	1	0	0	0	114	46-55	83
9:15 AM	6	0	0	0	0	4	21	35	31	9	2	0	0	0	108	46-55	66
9:30 AM	14	1	0	1	0	4	10	47	45	10	2	0	1	0	135	46-55	92
9:45 AM	9	0	0	6	3	7	15	45	28	8	2	0	0	0	123	46-55	72
10:00 AM	13	0	2	0	0	21	38	42	15	5	1	0	0	0	137	41-50	80
10:15 AM	10	0	1	0	1	11	17	41	37	13	0	0	0	0	131	46-55	78
10:30 AM	14	2	1	0	2	14	40	34	34	7	1	0	0	1	150	41-50	74
10:45 AM	8	0	1	4	3	12	29	33	42	16	2	0	0	0	150	46-55	75
11:00 AM	4	0	2	1	8	7	28	43	44	6	1	0	1	0	145	46-55	87
11:15 AM	13	0	2	1	7	19	44	62	38	5	1	0	0	0	192	41-50	106
11:30 AM	10	2	2	0	0	6	36	57	46	7	2	0	0	0	168	46-55	102
11:45 AM	14	0	1	3	18	17	35	43	37	10	3	0	1	0	182	46-55	80
Day Total																	
Percent																	
AM Peak																	
Volume																	
PM Peak																	
Volume																	
Comments:																	

LOCATION: 1. Green Valley Rd from County Line to Sophia Pkwy SPECIFIC LOCATION: 0 ft from CITY/STATE: El Dorado Hills, CA															QC JOB #: 12004733 DIRECTION: EB DATE: May 07 2014		
Start Time	1 15	16 20	21 25	26 30	31 35	36 40	41 45	46 50	51 55	56 60	61 65	66 70	71 75	76 999	Total	Pace Speed	Number in Pace
12:00 PM	16	1	1	1	4	23	69	61	22	7	0	1	0	0	206	41-50	129
12:15 PM	8	0	0	0	0	12	41	72	29	12	0	0	0	0	174	41-50	113
12:30 PM	10	0	0	8	7	31	42	50	18	15	0	0	0	0	181	41-50	92
12:45 PM	9	1	2	1	4	5	42	69	56	15	2	0	0	0	206	46-55	124
1:00 PM	12	0	0	0	5	21	59	59	31	7	0	0	0	0	194	41-50	118
1:15 PM	11	1	1	1	1	14	54	56	22	5	5	1	0	0	172	41-50	109
1:30 PM	22	1	4	7	6	35	55	51	17	6	0	0	0	0	204	41-50	105
1:45 PM	17	4	3	3	10	26	59	55	31	7	0	0	0	0	215	41-50	114
2:00 PM	15	1	0	5	16	35	57	75	31	4	0	2	0	0	241	41-50	132
2:15 PM	20	2	1	1	10	36	63	71	28	1	0	1	0	0	234	41-50	133
2:30 PM	16	1	3	4	17	29	59	78	35	6	1	0	0	0	249	41-50	137
2:45 PM	16	2	3	3	21	47	99	57	20	5	0	0	0	0	273	41-50	155
3:00 PM	28	4	11	26	15	35	50	50	32	6	1	0	0	0	258	41-50	100
3:15 PM	16	1	1	1	7	24	45	61	49	15	1	0	0	0	221	46-55	110
3:30 PM	15	0	1	10	9	11	58	84	45	7	4	0	0	0	244	41-50	142
3:45 PM	29	0	11	29	27	27	54	65	19	7	1	0	0	0	269	41-50	119
4:00 PM	15	0	1	3	12	51	91	80	23	2	2	0	0	0	280	41-50	171
4:15 PM	22	5	11	19	26	68	62	47	15	1	0	0	0	0	276	36-45	130
4:30 PM	27	7	18	34	48	45	63	37	16	2	0	0	0	0	297	36-45	107
4:45 PM	33	3	11	17	17	61	97	62	15	1	0	0	0	0	317	41-50	158
5:00 PM	24	1	8	12	36	47	85	86	21	10	0	0	0	0	330	41-50	170
5:15 PM	26	1	1	10	24	54	94	93	21	0	0	0	0	0	324	41-50	187
5:30 PM	21	0	3	13	7	39	89	59	33	2	2	0	0	0	268	41-50	148
5:45 PM	43	4	19	32	28	55	68	32	7	0	0	0	0	0	288	36-45	122
Day Total																	
Percent																	
AM Peak Volume																	
PM Peak Volume																	
Comments:																	

LOCATION: 1. Green Valley Rd from County Line to Sophia Pkwy SPECIFIC LOCATION: 0 ft from CITY/STATE: El Dorado Hills, CA															QC JOB #: 12004733 DIRECTION: EB DATE: May 07 2014			
Start Time	15	20	25	30	35	40	45	50	55	60	65	70	75	999	Total	Pace Speed	Number in Pace	
6:00 PM	20	0	3	8	30	82	109	69	21	3	1	0	0	1	347	36-45	191	
6:15 PM	23	1	5	12	32	71	93	39	26	4	1	0	0	0	307	36-45	164	
6:30 PM	23	1	1	0	1	8	52	85	49	16	2	0	0	0	238	41-50	137	
6:45 PM	8	0	0	0	4	28	62	77	47	20	2	0	0	0	248	41-50	139	
7:00 PM	12	0	0	3	10	8	37	59	48	17	6	1	0	0	201	46-55	106	
7:15 PM	7	1	0	2	9	19	44	48	39	13	3	1	0	0	186	41-50	91	
7:30 PM	7	0	0	1	0	11	36	68	49	18	2	0	0	0	192	46-55	117	
7:45 PM	6	0	1	0	2	13	43	71	35	19	1	0	0	0	191	41-50	113	
8:00 PM	2	1	0	6	4	17	53	69	38	10	2	0	0	0	202	41-50	122	
8:15 PM	6	0	0	3	4	9	48	70	37	11	1	1	0	0	190	41-50	118	
8:30 PM	4	0	0	0	0	16	40	54	45	17	0	0	0	0	176	46-55	99	
8:45 PM	9	0	0	0	0	6	15	48	60	19	1	0	0	0	158	46-55	108	
9:00 PM	2	0	0	0	0	0	8	52	63	17	6	0	0	0	148	46-55	114	
9:15 PM	2	0	0	0	0	1	19	45	43	19	2	0	0	0	131	46-55	87	
9:30 PM	3	0	0	0	0	0	13	37	31	19	1	0	0	0	104	46-55	68	
9:45 PM	2	0	0	0	0	0	4	29	43	26	5	1	0	0	110	47-56	71	
10:00 PM	2	0	0	0	0	1	6	13	28	20	3	1	0	1	75	51-60	48	
10:15 PM	0	0	0	0	0	1	0	9	21	11	3	1	0	0	46	51-60	32	
10:30 PM	3	0	0	0	0	0	2	7	29	12	4	0	0	0	57	51-60	41	
10:45 PM	0	0	0	0	0	0	0	5	17	15	5	0	0	0	42	51-60	32	
11:00 PM	0	0	1	0	0	0	1	1	8	7	7	2	0	0	27	55-64	14	
11:15 PM	3	0	0	0	0	0	1	6	11	6	5	1	0	0	33	46-55	17	
11:30 PM	0	0	0	0	0	0	0	6	14	5	3	1	0	0	29	46-55	20	
11:45 PM	1	0	0	0	0	0	1	4	9	12	2	1	0	0	30	51-60	20	
Day Total	904	51	144	300	516	1297	2740	3446	2331	796	160	27	4	3	12719	41-50	6186	
Percent	7.1%	0.4%	1.1%	2.4%	4.1%	10.2%	21.5%	27.1%	18.3%	6.3%	1.3%	0.2%	0.0%	0.0%				
ADT 12719																		
AM Peak Volume	7:45 AM	10:30 AM	8:00 AM	9:45 AM	11:45 AM	10:00 AM	11:15 AM	11:15 AM	11:30 AM	6:30 AM	6:30 AM	8:30 AM	6:30 AM	10:30 AM	11:15 AM			
	34	2	2	6	18	21	44	62	46	22	7	3	1	1	192			
PM Peak Volume	5:45 PM	4:30 PM	5:45 PM	4:30 PM	4:30 PM	6:00 PM	6:00 PM	5:15 PM	9:00 PM	9:45 PM	11:00 PM	2:00 PM		6:00 PM	6:00 PM			
	43	7	19	34	48	82	109	93	63	26	7	2		1	347			
<i>Comments:</i>																		

LOCATION: 1. Green Valley Rd from County Line to Sophia Pkwy SPECIFIC LOCATION: 0 ft from CITY/STATE: El Dorado Hills, CA															QC JOB #: 12004733 DIRECTION: EB DATE: May 08 2014		
Start Time	15	20	25	30	35	40	45	50	55	60	65	70	75	999	Total	Pace Speed	Number in Pace
12:00 AM	1	0	0	0	0	0	1	4	9	9	3	0	0	0	27	51-60	18
12:15 AM	0	0	0	0	0	0	0	3	4	6	2	0	0	0	15	53-62	9
12:30 AM	0	0	0	0	0	0	0	4	2	3	1	1	0	0	11	46-55	6
12:45 AM	1	0	0	0	0	0	0	2	5	3	1	0	0	0	12	52-61	7
1:00 AM	0	0	0	0	0	0	0	2	2	3	4	0	0	0	11	56-65	7
1:15 AM	1	0	0	0	0	0	0	1	4	1	2	0	0	0	9	46-55	5
1:30 AM	0	0	0	0	0	0	0	0	4	2	1	1	0	0	8	51-60	6
1:45 AM	0	0	0	0	0	0	0	0	2	1	3	1	0	0	7	56-65	4
2:00 AM	0	0	0	0	0	0	0	0	1	1	1	1	0	0	4	61-70	2
2:15 AM	1	0	0	0	0	0	0	3	1	2	0	0	0	0	7	46-55	4
2:30 AM	1	0	0	0	0	0	0	1	1	0	0	0	0	0	3	46-55	2
2:45 AM	0	0	0	0	0	0	0	2	1	0	0	0	0	0	3	46-55	3
3:00 AM	0	0	0	0	0	0	0	1	2	1	1	0	0	0	5	51-60	3
3:15 AM	0	0	0	0	0	0	1	0	0	1	0	0	0	0	2	36-45	1
3:30 AM	0	0	0	0	0	0	0	0	1	1	0	0	0	0	2	51-60	2
3:45 AM	1	0	0	0	0	0	0	1	2	3	0	0	0	0	7	53-62	4
4:00 AM	0	0	0	0	0	0	1	1	0	0	0	0	0	0	2	41-50	2
4:15 AM	0	0	0	0	0	0	1	0	0	0	0	1	0	0	2	36-45	1
4:30 AM	1	0	0	0	0	1	1	0	3	0	0	0	0	0	6	46-55	3
4:45 AM	0	0	0	0	0	0	0	0	4	1	0	0	0	0	5	52-61	4
5:00 AM	2	0	0	0	0	0	0	1	5	1	0	0	0	0	9	46-55	6
5:15 AM	0	0	0	0	0	0	0	7	2	6	0	0	0	0	15	50-59	8
5:30 AM	6	0	0	0	0	0	1	4	1	9	3	0	0	0	24	56-65	12
5:45 AM	0	0	0	0	0	0	1	3	5	3	8	2	1	0	23	56-65	11
Day Total																	
Percent																	
AM Peak																	
Volume																	
PM Peak																	
Volume																	
Comments:																	

LOCATION: 1. Green Valley Rd from County Line to Sophia Pkwy SPECIFIC LOCATION: 0 ft from CITY/STATE: El Dorado Hills, CA															QC JOB #: 12004733 DIRECTION: EB DATE: May 08 2014		
Start Time	15	16	21	26	31	36	41	46	51	56	61	66	71	76	Total	Pace Speed	Number in Pace
	15	20	25	30	35	40	45	50	55	60	65	70	75	999			
6:00 AM	2	0	0	0	0	0	5	12	14	8	5	1	0	0	47	47-56	25
6:15 AM	1	0	0	0	0	1	6	17	25	6	3	0	0	0	59	46-55	42
6:30 AM	4	0	0	0	1	9	8	27	23	15	6	2	0	0	95	46-55	49
6:45 AM	8	0	0	0	1	5	8	37	39	13	6	1	0	0	118	46-55	76
7:00 AM	9	0	0	0	0	1	17	42	37	15	2	0	0	1	124	46-55	79
7:15 AM	17	0	0	0	2	7	28	30	35	15	3	0	0	0	137	46-55	65
7:30 AM	14	0	1	0	0	8	30	49	26	12	4	1	0	0	145	41-50	79
7:45 AM	26	0	0	0	2	5	25	38	18	6	0	0	0	0	120	41-50	62
8:00 AM	14	0	0	0	6	12	33	41	21	5	3	0	0	0	135	41-50	74
8:15 AM	8	0	0	0	6	13	18	41	42	11	1	0	0	0	140	46-55	83
8:30 AM	15	0	1	0	5	31	36	58	21	9	2	0	0	0	178	41-50	93
8:45 AM	20	0	0	1	5	12	24	45	20	3	0	0	0	0	130	41-50	69
9:00 AM	10	0	0	1	1	4	16	37	29	8	3	2	0	0	111	46-55	66
9:15 AM	8	0	2	0	0	3	31	62	30	10	4	0	0	0	150	41-50	93
9:30 AM	4	1	0	0	0	1	22	50	36	7	1	0	0	0	122	46-55	85
9:45 AM	7	0	1	1	2	13	22	46	33	9	1	0	0	0	135	46-55	78
10:00 AM	6	1	0	1	0	7	32	40	23	2	0	0	0	0	112	41-50	72
10:15 AM	18	0	0	1	8	11	41	44	20	4	2	0	0	0	149	41-50	85
10:30 AM	10	1	1	1	1	14	33	53	35	3	0	1	0	0	153	46-55	88
10:45 AM	10	0	1	2	2	14	38	43	15	1	0	0	0	0	126	41-50	80
11:00 AM	19	0	5	11	14	27	50	32	14	3	2	0	0	0	177	41-50	82
11:15 AM	11	1	2	4	2	19	37	34	32	7	1	0	0	0	150	41-50	71
11:30 AM	8	0	1	0	1	15	51	50	25	2	1	0	0	0	154	41-50	101
11:45 AM	5	2	0	1	12	16	37	55	34	7	1	1	0	0	171	41-50	92
Day Total																	
Percent																	
AM Peak Volume																	
PM Peak Volume																	
Comments:																	

LOCATION: 1. Green Valley Rd from County Line to Sophia Pkwy SPECIFIC LOCATION: 0 ft from CITY/STATE: El Dorado Hills, CA															QC JOB #: 12004733 DIRECTION: EB DATE: May 08 2014		
Start Time	1 15	16 20	21 25	26 30	31 35	36 40	41 45	46 50	51 55	56 60	61 65	66 70	71 75	76 999	Total	Pace Speed	Number in Pace
12:00 PM	14	0	2	12	5	8	41	63	30	5	1	0	0	0	181	41-50	103
12:15 PM	15	3	0	2	2	9	38	38	34	5	2	0	0	0	148	42-51	75
12:30 PM	5	0	0	1	3	11	42	69	29	5	0	0	0	1	166	41-50	111
12:45 PM	12	0	1	1	1	18	41	64	24	5	1	0	0	0	168	41-50	105
1:00 PM	10	0	0	1	1	8	50	62	31	5	2	0	0	0	170	41-50	112
1:15 PM	10	0	0	0	2	10	39	72	48	4	2	0	0	0	187	46-55	119
1:30 PM	15	2	2	7	14	42	73	47	8	3	0	0	0	0	213	41-50	120
1:45 PM	18	0	2	6	11	20	51	58	25	9	0	0	0	0	200	41-50	108
2:00 PM	15	0	4	6	11	41	82	67	14	0	0	0	0	0	240	41-50	149
2:15 PM	11	0	0	0	10	40	78	47	22	2	0	0	0	0	210	41-50	125
2:30 PM	15	2	2	5	17	39	71	63	11	2	0	0	0	0	227	41-50	134
2:45 PM	16	0	1	11	37	46	78	51	13	3	0	0	0	0	256	41-50	128
3:00 PM	17	1	0	2	21	35	62	69	30	3	0	0	0	0	240	41-50	131
3:15 PM	22	0	3	11	14	36	52	67	21	1	0	0	0	0	227	41-50	119
3:30 PM	14	0	7	11	16	33	52	69	23	1	0	0	0	0	226	41-50	121
3:45 PM	22	0	25	23	24	47	46	58	31	9	0	0	0	0	285	41-50	103
4:00 PM	23	1	15	38	45	60	42	47	21	0	0	0	0	0	292	31-40	105
4:15 PM	20	3	12	24	45	65	57	48	17	4	0	0	0	0	295	36-45	122
4:30 PM	46	11	24	43	58	49	47	21	7	1	0	0	0	0	307	31-40	107
4:45 PM	19	0	10	17	41	78	63	55	19	5	0	0	0	0	307	36-45	141
5:00 PM	25	7	9	24	40	72	92	44	12	1	0	0	0	0	326	36-45	164
5:15 PM	40	10	17	55	67	58	41	11	2	0	0	0	0	0	301	31-40	124
5:30 PM	44	9	18	34	79	62	33	14	5	0	0	0	0	0	298	31-40	141
5:45 PM	25	1	13	51	73	63	67	40	4	1	0	0	0	1	339	31-40	136
Day Total																	
Percent																	
AM Peak																	
Volume																	
PM Peak																	
Volume																	
Comments:																	

LOCATION: 1. Green Valley Rd from County Line to Sophia Pkwy SPECIFIC LOCATION: 0 ft from CITY/STATE: El Dorado Hills, CA															QC JOB #: 12004733 DIRECTION: EB DATE: May 08 2014		
Start Time	15	20	25	30	35	40	45	50	55	60	65	70	75	999	Total	Pace Speed	Number in Pace
6:00 PM	17	1	5	30	46	54	49	55	34	3	0	0	0	0	294	41-50	104
6:15 PM	14	3	12	20	14	43	44	73	28	12	0	0	0	0	263	41-50	116
6:30 PM	9	0	2	0	0	26	52	113	46	13	3	0	0	0	264	41-50	165
6:45 PM	8	0	3	2	3	18	48	63	59	11	0	0	0	0	215	46-55	122
7:00 PM	7	0	0	4	4	26	64	71	46	9	2	0	0	0	233	41-50	134
7:15 PM	5	0	0	0	3	15	40	66	35	18	4	0	0	0	186	41-50	105
7:30 PM	4	0	0	0	0	14	48	71	45	13	1	1	0	0	197	42-51	118
7:45 PM	6	1	0	0	2	10	44	53	48	15	2	0	0	0	181	46-55	100
8:00 PM	4	0	1	0	7	17	42	55	34	8	2	1	0	0	171	41-50	97
8:15 PM	4	0	0	0	1	13	41	62	31	14	1	0	0	0	167	41-50	103
8:30 PM	4	0	0	1	0	13	25	56	60	12	2	0	0	0	173	46-55	116
8:45 PM	3	0	0	0	1	8	31	51	42	16	0	1	0	1	154	46-55	93
9:00 PM	1	0	0	0	0	2	13	46	49	17	3	0	0	0	131	46-55	95
9:15 PM	3	0	0	0	0	0	14	37	39	16	3	2	1	0	115	46-55	76
9:30 PM	0	0	0	0	0	1	3	33	43	16	3	2	0	0	101	46-55	75
9:45 PM	2	1	0	0	1	4	18	34	36	16	4	1	0	0	117	46-55	70
10:00 PM	3	0	0	0	0	0	6	30	45	20	5	0	0	0	109	46-55	75
10:15 PM	2	0	0	0	0	1	7	14	37	13	9	0	0	0	83	46-55	51
10:30 PM	1	0	0	0	0	0	6	9	22	22	6	0	1	0	67	51-60	44
10:45 PM	0	0	0	0	0	0	0	11	16	12	3	1	0	0	43	51-60	27
11:00 PM	2	0	0	0	0	1	1	10	14	9	3	0	0	0	40	50-59	23
11:15 PM	0	0	0	0	0	0	1	11	10	5	0	0	0	0	27	46-55	21
11:30 PM	0	0	0	0	0	0	2	4	8	10	2	0	0	0	26	51-60	18
11:45 PM	0	0	0	0	0	0	0	9	8	4	1	1	0	0	23	46-55	17
Day Total	841	62	205	466	790	1465	2592	3304	2024	616	148	26	3	4	12546	41-50	5895
Percent	6.7%	0.5%	1.6%	3.7%	6.3%	11.7%	20.7%	26.3%	16.1%	4.9%	1.2%	0.2%	0.0%	0.0%			
ADT 12546																	
AM Peak Volume	7:45 AM	11:45 AM	11:00 AM	11:00 AM	11:00 AM	8:30 AM	11:30 AM	9:15 AM	8:15 AM	6:30 AM	5:45 AM	5:45 AM	5:45 AM	7:00 AM	8:30 AM		
	26	2	5	11	14	31	51	62	42	15	8	2	1	1	178		
PM Peak Volume	4:30 PM	4:30 PM	3:45 PM	5:15 PM	5:30 PM	4:45 PM	5:00 PM	6:30 PM	8:30 PM	10:30 PM	10:15 PM	9:15 PM	9:15 PM	12:30 PM	5:45 PM		
	46	11	25	55	79	78	92	113	60	22	9	2	1	1	339		
<i>Comments:</i>																	

LOCATION: 1. Green Valley Rd from County Line to Sophia Pkwy SPECIFIC LOCATION: 0 ft from CITY/STATE: El Dorado Hills, CA															QC JOB #: 12004733 DIRECTION: EB DATE: May 09 2014		
Start Time	15	20	25	30	35	40	45	50	55	60	65	70	75	999	Total	Pace Speed	Number in Pace
12:00 AM	1	0	0	0	0	0	0	0	14	6	0	0	0	0	21	51-60	20
12:15 AM	0	0	0	0	0	0	1	2	11	3	1	2	0	0	20	51-60	14
12:30 AM	0	0	0	0	0	0	0	1	3	6	3	0	0	0	13	52-61	9
12:45 AM	0	0	0	0	0	0	1	2	4	4	2	0	0	0	13	51-60	8
1:00 AM	0	0	0	0	0	0	0	3	1	1	0	0	0	0	5	46-55	4
1:15 AM	0	0	0	0	0	0	0	1	5	1	0	0	0	0	7	46-55	6
1:30 AM	1	0	0	0	0	0	0	0	3	1	1	0	0	0	6	51-60	4
1:45 AM	0	0	0	0	0	0	1	1	0	2	3	1	0	0	8	60-69	4
2:00 AM	0	0	0	0	0	0	2	1	4	2	1	0	0	0	10	51-60	6
2:15 AM	0	0	0	0	0	0	0	1	1	1	2	0	0	0	5	56-65	3
2:30 AM	0	0	0	0	0	0	0	0	1	2	0	0	0	0	3	51-60	3
2:45 AM	0	0	0	0	0	0	0	2	6	4	0	0	0	0	12	51-60	10
3:00 AM	0	0	0	0	0	0	1	2	2	1	0	0	0	0	6	46-55	4
3:15 AM	0	0	0	0	0	0	0	3	1	2	0	0	0	0	6	46-55	4
3:30 AM	0	0	0	0	0	0	1	1	1	3	0	0	0	0	6	51-60	4
3:45 AM	1	0	0	0	0	0	0	2	0	2	1	0	0	0	6	56-65	3
4:00 AM	0	0	0	0	0	0	0	2	2	0	0	0	0	0	4	46-55	4
4:15 AM	0	0	0	0	0	0	0	0	1	0	1	1	0	0	3	61-70	2
4:30 AM	1	0	0	0	0	0	0	1	1	2	0	0	0	0	5	51-60	3
4:45 AM	0	1	0	1	0	0	2	1	1	1	3	0	0	0	10	56-65	4
5:00 AM	0	0	0	0	0	0	0	1	4	1	2	0	0	0	8	46-55	5
5:15 AM	0	0	1	0	0	0	0	2	4	3	2	0	0	0	12	53-62	6
5:30 AM	2	0	0	0	0	0	1	2	2	7	4	1	1	0	20	56-65	11
5:45 AM	0	0	0	0	0	0	2	2	11	12	3	0	0	0	30	51-60	22
Day Total																	
Percent																	
AM Peak																	
Volume																	
PM Peak																	
Volume																	
Comments:																	

LOCATION: 1. Green Valley Rd from County Line to Sophia Pkwy SPECIFIC LOCATION: 0 ft from CITY/STATE: El Dorado Hills, CA															QC JOB #: 12004733 DIRECTION: EB DATE: May 09 2014		
Start Time	15	20	25	30	35	40	45	50	55	60	65	70	75	999	Total	Pace Speed	Number in Pace
6:00 AM	2	0	0	0	0	0	3	12	12	8	3	0	0	0	40	47-56	23
6:15 AM	2	0	0	0	0	0	2	14	21	15	4	1	0	0	59	51-60	36
6:30 AM	5	0	0	0	0	5	7	24	32	19	1	1	0	0	94	46-55	56
6:45 AM	9	0	1	2	4	4	16	29	39	23	3	0	0	0	130	46-55	68
7:00 AM	8	0	1	1	0	8	10	30	41	19	3	0	0	0	121	46-55	71
7:15 AM	11	0	1	0	1	6	17	26	36	13	2	0	0	0	113	46-55	62
7:30 AM	11	0	0	0	1	11	29	34	30	15	2	0	0	0	133	46-55	64
7:45 AM	24	0	0	2	6	10	10	31	20	4	2	0	0	0	109	46-55	51
8:00 AM	15	1	0	5	18	12	32	32	5	5	1	0	0	0	126	41-50	64
8:15 AM	13	0	0	0	10	24	49	46	28	3	2	0	0	0	175	41-50	94
8:30 AM	14	0	0	5	12	19	41	48	11	3	1	0	0	0	154	41-50	88
8:45 AM	15	2	2	0	2	10	46	35	16	7	1	0	0	1	137	41-50	81
9:00 AM	18	3	1	1	5	21	31	36	23	3	0	0	0	0	142	41-50	67
9:15 AM	8	0	0	0	0	16	21	35	28	5	5	0	0	0	118	46-55	62
9:30 AM	9	0	0	0	0	3	31	52	33	9	2	1	0	0	140	46-55	84
9:45 AM	10	0	0	0	0	8	33	52	16	4	1	0	0	0	124	41-50	85
10:00 AM	12	2	0	0	0	9	36	42	40	4	1	0	0	0	146	46-55	82
10:15 AM	6	0	4	1	2	12	22	34	29	12	2	0	0	0	124	46-55	62
10:30 AM	10	2	0	0	1	11	29	49	43	7	0	0	0	0	152	46-55	91
10:45 AM	11	1	3	12	18	18	30	50	25	4	4	0	0	0	176	41-50	80
11:00 AM	15	0	1	0	8	14	34	55	41	7	1	0	0	0	176	46-55	95
11:15 AM	21	6	10	15	10	18	17	30	15	4	1	1	0	0	148	41-50	47
11:30 AM																	
11:45 AM																	
Day Total																	
Percent																	
AM Peak Volume																	
PM Peak Volume																	
Comments:																	

LOCATION: 1. Green Valley Rd from County Line to Sophia Pkwy SPECIFIC LOCATION: 0 ft from CITY/STATE: El Dorado Hills, CA														QC JOB #: 12004733 DIRECTION: EB DATE: May 09 2014			
Start Time	1	16	21	26	31	36	41	46	51	56	61	66	71	76	Total	Pace Speed	Number in Pace
12:00 PM																	
12:15 PM																	
12:30 PM																	
12:45 PM																	
1:00 PM																	
1:15 PM																	
1:30 PM																	
1:45 PM																	
2:00 PM																	
2:15 PM																	
2:30 PM																	
2:45 PM																	
3:00 PM																	
3:15 PM																	
3:30 PM																	
3:45 PM																	
4:00 PM																	
4:15 PM																	
4:30 PM																	
4:45 PM																	
5:00 PM																	
5:15 PM																	
5:30 PM																	
5:45 PM																	
Day Total																	
Percent																	
AM Peak																	
Volume																	
PM Peak																	
Volume																	
<i>Comments:</i>																	



LOCATION: 1. Green Valley Rd from County Line to Sophia Pkwy SPECIFIC LOCATION: 0 ft from CITY/STATE: El Dorado Hills, CA															QC JOB #: 12004733 DIRECTION: EB DATE: May 09 2014		
Start Time	1 15	16 20	21 25	26 30	31 35	36 40	41 45	46 50	51 55	56 60	61 65	66 70	71 75	76 999	Total	Pace Speed	Number in Pace
6:00 PM																	
6:15 PM																	
6:30 PM																	
6:45 PM																	
7:00 PM																	
7:15 PM																	
7:30 PM																	
7:45 PM																	
8:00 PM																	
8:15 PM																	
8:30 PM																	
8:45 PM																	
9:00 PM																	
9:15 PM																	
9:30 PM																	
9:45 PM																	
10:00 PM																	
10:15 PM																	
10:30 PM																	
10:45 PM																	
11:00 PM																	
11:15 PM																	
11:30 PM																	
11:45 PM																	
Day Total	255	18	25	45	98	239	558	829	667	260	71	9	1	1	3076	46-55	1496
Percent	8.3%	0.6%	0.8%	1.5%	3.2%	7.8%	18.1%	27.0%	21.7%	8.5%	2.3%	0.3%	0.0%	0.0%			
AM Peak	7:45 AM	11:15 AM	11:15 AM	11:15 AM	8:00 AM	8:15 AM	8:15 AM	11:00 AM	10:30 AM	6:45 AM	9:15 AM	12:15 AM	5:30 AM	8:45 AM	10:45 AM		
Volume	24	6	10	15	18	24	49	55	43	23	5	2	1	1	176		
PM Peak																	
Volume																	
<i>Comments:</i>																	

LOCATION: 1. Green Valley Rd from County Line to Sophia Pkwy														QC JOB #: 12004733			
SPECIFIC LOCATION: 0 ft from														DIRECTION: EB			
CITY/STATE: El Dorado Hills, CA														DATE: May 02 2014 - May 09 2014			
Start Time	1 15	16 20	21 25	26 30	31 35	36 40	41 45	46 50	51 55	56 60	61 65	66 70	71 75	76 999	Total	Pace Speed	Number in Pace
Grand Total	5651	382	980	1828	3533	7880	16471	22337	15770	5822	1397	232	26	20	82329	41-50	38808
Percent	6.9%	0.5%	1.2%	2.2%	4.3%	9.6%	20.0%	27.1%	19.2%	7.1%	1.7%	0.3%	0.0%	0.0%			
Cumulative Percent	6.9%	7.3%	8.5%	10.7%	15.0%	24.6%	44.6%	71.7%	90.9%	98.0%	99.7%	99.9%	100.0%	100.0%			
ADT 12029															85th Percentile 53 MPH Mean Speed(Average) 43 MPH Median 45 MPH Mode 48 MPH		
Comments:																	

Report generated on 10/13/2014 10:23 AM

SOURCE: Quality Counts, LLC (<http://www.qualitycounts.net>)



LOCATION: 2. Sophia Pkwy to Francisco Dr SPECIFIC LOCATION: 0 ft from CITY/STATE: El Dorado Hills, CA							QC JOB #: 12004734 DIRECTION: WB DATE: May 03 2014 - May 04 2014			
Start Time	Mon	Tue	Wed	Thu	Fri	Average Weekday Hourly Traffic	Sat 03-May-14	Sun 04-May-14	Average Week Hourly Traffic	Average Week Profile
12:00 AM						0	63	68	66	
1:00 AM						0	44	70	57	
2:00 AM						0	15	37	26	
3:00 AM						0	20	19	20	
4:00 AM						0	41	31	36	
5:00 AM						0	111	85	98	
6:00 AM						0	285	207	246	
7:00 AM						0	510	360	435	
8:00 AM						0	740	570	655	
9:00 AM						0	1007	762	885	
10:00 AM						0	1024	829	927	
11:00 AM						0	1035	924	980	
12:00 PM						0	1067	927	997	
1:00 PM						0	1003	865	934	
2:00 PM						0	827	784	806	
3:00 PM						0	896	707	802	
4:00 PM						0	955	702	829	
5:00 PM						0	887	673	780	
6:00 PM						0	647	489	568	
7:00 PM						0	502	373	438	
8:00 PM						0	368	294	331	
9:00 PM						0	308	190	249	
10:00 PM						0	236	103	170	
11:00 PM						0	153	52	103	
Day Total						0	12744	10121	11438	
% Weekday Average										
% Week Average						0.0%	111.4%	88.5%		
AM Peak						12:00 AM	11:00 AM	11:00 AM	11:00 AM	
Volume						0	1035	924	980	
PM Peak						12:00 PM	12:00 PM	12:00 PM	12:00 PM	
Volume						0	1067	927	997	
<i>Comments:</i>										

LOCATION: 2. Sophia Pkwy to Francisco Dr SPECIFIC LOCATION: 0 ft from CITY/STATE: El Dorado Hills, CA						QC JOB #: 12004734 DIRECTION: WB DATE: May 05 2014 - May 09 2014				
Start Time	Mon 05-May-14	Tue 06-May-14	Wed 07-May-14	Thu 08-May-14	Fri 09-May-14	Average Weekday Hourly Traffic	Sat	Sun	Average Week Hourly Traffic	Average Week Profile
12:00 AM	34	25	29	15	32	27			27	
1:00 AM	12	19	24	23	19	19			19	
2:00 AM	18	14	12	22	19	17			17	
3:00 AM	27	23	30	27	21	26			26	
4:00 AM	68	73	78	67	69	71			71	
5:00 AM	327	307	283	313	297	305			305	
6:00 AM	716	723	763	747	655	721			721	
7:00 AM	1223	1340	1273	1278	1192	1261			1261	
8:00 AM	1160	1103	1198	1127	1056	1129			1129	
9:00 AM	833	878	845	874	948	876			876	
10:00 AM	759	805	832	810	850	811			811	
11:00 AM	765	735	781	784	796	772			772	
12:00 PM	730	747	773	763	835	770			770	
1:00 PM	734	675	753	681	770	723			723	
2:00 PM	786	722	706	731	888	767			767	
3:00 PM	761	799	887	878	1010	867			867	
4:00 PM	826	866	815	899	963	874			874	
5:00 PM	952	934	953	966	1014	964			964	
6:00 PM	647	661	693	671	728	680			680	
7:00 PM	373	472	452	440	510	449			449	
8:00 PM	250	349	293	277	376	309			309	
9:00 PM	172	203	208	206	298	217			217	
10:00 PM	90	91	101	105	209	119			119	
11:00 PM	41	50	46	74	124	67			67	
Day Total	12304	12614	12828	12778	13679	12841			12841	
% Weekday Average		98.2%	99.9%	99.5%	106.5%					
% Week Average	107.6%	98.2%	99.9%	99.5%	106.5%	100.0%				
AM Peak	7:00 AM	7:00 AM	7:00 AM	7:00 AM	7:00 AM	7:00 AM			7:00 AM	
Volume	1223	1340	1273	1278	1192	1261			1261	
PM Peak	5:00 PM	5:00 PM	5:00 PM	5:00 PM	5:00 PM	5:00 PM			5:00 PM	
Volume	952	934	953	966	1014	964			964	
<i>Comments:</i>										

LOCATION: 2. Sophia Pkwy to Francisco Dr
SPECIFIC LOCATION: 0 ft from
CITY/STATE: El Dorado Hills, CA

QC JOB #: 12004734
DIRECTION: WB
DATE: Apr 28 2014 - May 02 2014

Start Time	Mon 28-Apr-14	Tue 29-Apr-14	Wed 30-Apr-14	Thu 01-May-14	Fri 02-May-14	Average Weekday Hourly Traffic		Average Weekday Profile
12:00 AM	34	25	29	15	32	27		
1:00 AM	12	19	24	23	19	19		
2:00 AM	18	14	12	22	19	17		
3:00 AM	27	23	30	27	21	26		
4:00 AM	68	73	78	67	69	71		
5:00 AM	327	307	283	313	297	305		
6:00 AM	716	723	763	747	655	721		
7:00 AM	1223	1340	1273	1278	1192	1261		
8:00 AM	1160	1103	1198	1127	1056	1129		
9:00 AM	833	878	845	874	948	876		
10:00 AM	759	805	832	810	850	811		
11:00 AM	765	735	781	784	796	772		
12:00 PM	730	747	773	763	835	770		
1:00 PM	734	675	753	681	770	723		
2:00 PM	786	722	706	731	888	767		
3:00 PM	761	799	887	878	1010	867		
4:00 PM	826	866	815	899	963	874		
5:00 PM	952	934	953	966	1014	964		
6:00 PM	647	661	693	671	728	680		
7:00 PM	373	472	452	440	510	449		
8:00 PM	250	349	293	277	376	309		
9:00 PM	172	203	208	206	298	217		
10:00 PM	90	91	101	105	209	119		
11:00 PM	41	50	46	74	124	67		
Day Total	12304	12614	12828	12778	13679	12841		
% Weekday Average	95.8%	98.2%	99.9%	99.5%	106.5%			
% Week Average								
AM Peak Volume	7:00 AM 1223	7:00 AM 1340	7:00 AM 1273	7:00 AM 1278	7:00 AM 1192	7:00 AM 1261		
PM Peak Volume	5:00 PM 952	5:00 PM 934	5:00 PM 953	5:00 PM 966	5:00 PM 1014	5:00 PM 964		

Comments:

SUMMARY - Tube Count - Volume Data (Weekend)

LOCATION: 2. Sophia Pkwy to Francisco Dr SPECIFIC LOCATION: 0 ft from CITY/STATE: El Dorado Hills, CA				QC JOB #: 12004734 DIRECTION: WB DATE: May 03 2014 - May 04 2014		
Start Time			Sat 03-May-14	Sun 04-May-14	Average Weekend Hourly Traffic	Average Weekend Profile
12:00 AM			63	68	66	
1:00 AM			44	70	57	
2:00 AM			15	37	26	
3:00 AM			20	19	20	
4:00 AM			41	31	36	
5:00 AM			111	85	98	
6:00 AM			285	207	246	
7:00 AM			510	360	435	
8:00 AM			740	570	655	
9:00 AM			1007	762	885	
10:00 AM			1024	829	927	
11:00 AM			1035	924	980	
12:00 PM			1067	927	997	
1:00 PM			1003	865	934	
2:00 PM			827	784	806	
3:00 PM			896	707	802	
4:00 PM			955	702	829	
5:00 PM			887	673	780	
6:00 PM			647	489	568	
7:00 PM			502	373	438	
8:00 PM			368	294	331	
9:00 PM			308	190	249	
10:00 PM			236	103	170	
11:00 PM			153	52	103	
Day Total			12744	10121	11438	
% Weekday Average						
% Week Average						
AM Peak						
Volume			111.4%	88.5%		
PM Peak						
Volume			11:00 AM	11:00 AM	11:00 AM	
			1035	924	980	
			12:00 PM	12:00 PM	12:00 PM	
			1067	927	997	
<i>Comments:</i>						

LOCATION: 2. Sophia Pkwy to Francisco Dr SPECIFIC LOCATION: 0 ft from CITY/STATE: El Dorado Hills, CA						QC JOB #: 12004734 DIRECTION: WB DATE: Apr 28 2014 - May 04 2014				
Start Time	Mon 28-Apr-14	Tue 29-Apr-14	Wed 30-Apr-14	Thu 01-May-14	Fri 02-May-14	Average Weekday Hourly Traffic	Sat 03-May-14	Sun 04-May-14	Average Week Hourly Traffic	Average Week Profile
12:00 AM	34	25	29	15	32	27	63	68	38	
1:00 AM	12	19	24	23	19	19	44	70	30	
2:00 AM	18	14	12	22	19	17	15	37	20	
3:00 AM	27	23	30	27	21	26	20	19	24	
4:00 AM	68	73	78	67	69	71	41	31	61	
5:00 AM	327	307	283	313	297	305	111	85	246	
6:00 AM	716	723	763	747	655	721	285	207	585	
7:00 AM	1223	1340	1273	1278	1192	1261	510	360	1025	
8:00 AM	1160	1103	1198	1127	1056	1129	740	570	993	
9:00 AM	833	878	845	874	948	876	1007	762	878	
10:00 AM	759	805	832	810	850	811	1024	829	844	
11:00 AM	765	735	781	784	796	772	1035	924	831	
12:00 PM	730	747	773	763	835	770	1067	927	835	
1:00 PM	734	675	753	681	770	723	1003	865	783	
2:00 PM	786	722	706	731	888	767	827	784	778	
3:00 PM	761	799	887	878	1010	867	896	707	848	
4:00 PM	826	866	815	899	963	874	955	702	861	
5:00 PM	952	934	953	966	1014	964	887	673	911	
6:00 PM	647	661	693	671	728	680	647	489	648	
7:00 PM	373	472	452	440	510	449	502	373	446	
8:00 PM	250	349	293	277	376	309	368	294	315	
9:00 PM	172	203	208	206	298	217	308	190	226	
10:00 PM	90	91	101	105	209	119	236	103	134	
11:00 PM	41	50	46	74	124	67	153	52	77	
Day Total	12304	12614	12828	12778	13679	12841	12744	10121	12437	
% Weekday Average	95.8%	98.2%	99.9%	99.5%	106.5%					
% Week Average	98.9%	101.4%	103.1%	102.7%	110.0%	103.2%	102.5%	81.4%		
AM Peak Volume	7:00 AM 1223	7:00 AM 1340	7:00 AM 1273	7:00 AM 1278	7:00 AM 1192	7:00 AM 1261	11:00 AM 1035	11:00 AM 924	7:00 AM 1025	
PM Peak Volume	5:00 PM 952	5:00 PM 934	5:00 PM 953	5:00 PM 966	5:00 PM 1014	5:00 PM 964	12:00 PM 1067	12:00 PM 927	5:00 PM 911	
<i>Comments:</i>										

LOCATION: 2. Sophia Pkwy to Francisco Dr SPECIFIC LOCATION: 0 ft from CITY/STATE: El Dorado Hills, CA														QC JOB #: 12004734 DIRECTION: WB DATE: May 03 2014	
Start Time	Motor-cycles	Cars & Trailer	2 Axle Long	Buses	2 Axle 6 Tire	3 Axle Single	4 Axle Single	<5 Axle Double	5 Axle Double	>6 Axle Double	<6 Axle Multi	6 Axle Multi	>6 Axle Multi	Not Classified	Total
12:00 AM	1	53	9	0	0	0	0	0	0	0	0	0	0	0	63
1:00 AM	0	37	6	0	1	0	0	0	0	0	0	0	0	0	44
2:00 AM	0	14	1	0	0	0	0	0	0	0	0	0	0	0	15
3:00 AM	0	15	3	1	0	0	0	0	0	0	0	0	0	1	20
4:00 AM	0	27	5	0	8	0	0	0	0	0	0	0	0	1	41
5:00 AM	1	73	19	0	15	0	0	1	0	0	0	0	0	2	111
6:00 AM	1	165	75	0	26	2	0	8	0	0	1	0	0	7	285
7:00 AM	4	323	101	0	45	2	0	11	0	1	2	0	0	21	510
8:00 AM	4	516	144	0	37	1	0	22	0	1	0	0	0	15	740
9:00 AM	14	706	196	2	42	0	0	14	0	3	2	1	1	26	1007
10:00 AM	12	732	175	1	47	1	0	31	1	1	2	0	0	21	1024
11:00 AM	25	763	155	0	35	0	0	23	1	1	2	0	3	27	1035
12:00 PM	34	775	168	1	31	1	0	24	0	1	2	0	0	30	1067
1:00 PM	14	744	157	1	24	1	0	27	1	2	3	0	0	29	1003
2:00 PM	14	587	155	1	13	2	0	12	0	0	4	1	0	38	827
3:00 PM	28	662	132	2	21	1	0	16	0	1	0	0	0	33	896
4:00 PM	8	720	143	1	27	2	0	22	1	1	0	0	0	30	955
5:00 PM	7	659	147	1	29	0	0	22	0	2	1	0	1	18	887
6:00 PM	2	480	116	1	18	1	1	11	0	1	1	0	1	14	647
7:00 PM	8	361	94	1	17	0	0	11	0	0	0	1	0	9	502
8:00 PM	1	271	67	0	16	0	0	7	0	0	0	0	0	6	368
9:00 PM	2	244	41	1	10	1	0	4	0	0	0	0	0	5	308
10:00 PM	1	183	40	0	7	0	0	0	0	0	0	0	0	5	236
11:00 PM	0	121	20	3	5	0	0	1	0	0	0	0	0	3	153
Day Total	181	9231	2169	17	474	15	1	267	4	15	20	3	6	341	12744
Percent	1.4%	72.4%	17.0%	0.1%	3.7%	0.1%	0.0%	2.1%	0.0%	0.1%	0.2%	0.0%	0.0%	2.7%	
ADT 12744															
AM Peak	11:00 AM	11:00 AM	9:00 AM	9:00 AM	10:00 AM	6:00 AM		10:00 AM	10:00 AM	9:00 AM	7:00 AM	9:00 AM	11:00 AM	11:00 AM	11:00 AM
Volume	25	763	196	2	47	2		31	1	3	2	1	3	27	1035
PM Peak	12:00 PM	12:00 PM	12:00 PM	11:00 PM	12:00 PM	2:00 PM	6:00 PM	1:00 PM	1:00 PM	1:00 PM	2:00 PM	2:00 PM	5:00 PM	2:00 PM	12:00 PM
Volume	34	775	168	3	31	2	1	27	1	2	4	1	1	38	1067
<i>Comments:</i>															

LOCATION: 2. Sophia Pkwy to Francisco Dr SPECIFIC LOCATION: 0 ft from CITY/STATE: El Dorado Hills, CA														QC JOB #: 12004734 DIRECTION: WB DATE: May 04 2014	
Start Time	Motor-cycles	Cars & Trailer	2 Axle Long	Buses	2 Axle 6 Tire	3 Axle Single	4 Axle Single	<5 Axle Double	5 Axle Double	>6 Axle Double	<6 Axle Multi	6 Axle Multi	>6 Axle Multi	Not Classified	Total
12:00 AM	0	46	20	1	1	0	0	0	0	0	0	0	0	0	68
1:00 AM	0	49	12	0	5	0	0	1	0	0	0	0	0	3	70
2:00 AM	0	30	5	0	2	0	0	0	0	0	0	0	0	0	37
3:00 AM	0	13	3	0	2	0	0	0	0	0	0	0	0	1	19
4:00 AM	0	18	8	0	3	0	0	1	0	0	0	0	0	1	31
5:00 AM	0	55	17	0	11	0	0	1	0	0	0	0	0	1	85
6:00 AM	1	125	45	1	23	0	0	10	0	0	0	0	0	2	207
7:00 AM	1	250	66	0	34	0	0	4	0	0	0	0	0	5	360
8:00 AM	4	383	117	2	35	2	0	12	0	1	0	0	0	14	570
9:00 AM	13	539	140	1	38	2	0	15	0	0	1	0	0	13	762
10:00 AM	10	575	152	0	50	0	0	22	1	2	3	0	0	14	829
11:00 AM	14	643	166	3	38	0	0	33	0	0	0	1	0	26	924
12:00 PM	20	667	166	2	31	0	0	14	0	0	2	0	0	25	927
1:00 PM	26	615	133	0	37	0	0	17	0	1	4	1	0	31	865
2:00 PM	13	550	140	0	38	2	0	18	0	4	0	0	0	19	784
3:00 PM	9	501	119	0	36	0	0	20	0	0	1	0	0	21	707
4:00 PM	17	502	106	3	38	1	0	14	0	0	4	0	1	16	702
5:00 PM	11	482	113	0	31	0	0	13	0	4	0	0	0	19	673
6:00 PM	2	352	86	0	30	0	0	11	0	0	0	0	0	8	489
7:00 PM	3	281	64	0	10	0	0	5	0	0	0	0	0	10	373
8:00 PM	0	215	62	0	11	0	0	4	0	0	0	0	0	2	294
9:00 PM	0	148	36	0	5	0	0	1	0	0	0	0	0	0	190
10:00 PM	0	79	17	3	2	0	0	2	0	0	0	0	0	0	103
11:00 PM	0	37	10	0	4	0	0	1	0	0	0	0	0	0	52
Day Total	144	7155	1803	16	515	7	0	219	1	12	15	2	1	231	10121
Percent	1.4%	70.7%	17.8%	0.2%	5.1%	0.1%	0.0%	2.2%	0.0%	0.1%	0.1%	0.0%	0.0%	2.3%	
ADT 10121															
AM Peak	11:00 AM	11:00 AM	11:00 AM	11:00 AM	10:00 AM	8:00 AM		11:00 AM	10:00 AM	10:00 AM	10:00 AM	11:00 AM		11:00 AM	11:00 AM
Volume	14	643	166	3	50	2		33	1	2	3	1		26	924
PM Peak	1:00 PM	12:00 PM	12:00 PM	4:00 PM	2:00 PM	2:00 PM		3:00 PM		2:00 PM	1:00 PM	1:00 PM	4:00 PM	1:00 PM	12:00 PM
Volume	26	667	166	3	38	2		20		4	4	1	1	31	927
<i>Comments:</i>															

LOCATION: 2. Sophia Pkwy to Francisco Dr SPECIFIC LOCATION: 0 ft from CITY/STATE: El Dorado Hills, CA														QC JOB #: 12004734 DIRECTION: WB DATE: May 05 2014	
Start Time	Motor-cycles	Cars & Trailer	2 Axle Long	Buses	2 Axle 6 Tire	3 Axle Single	4 Axle Single	<5 Axle Double	5 Axle Double	>6 Axle Double	<6 Axle Multi	6 Axle Multi	>6 Axle Multi	Not Classified	Total
12:00 AM	0	25	8	0	1	0	0	0	0	0	0	0	0	0	34
1:00 AM	0	10	1	0	0	0	0	1	0	0	0	0	0	0	12
2:00 AM	0	16	1	0	1	0	0	0	0	0	0	0	0	0	18
3:00 AM	0	21	4	0	1	0	0	0	0	0	0	0	0	1	27
4:00 AM	0	45	9	0	13	0	0	1	0	0	0	0	0	0	68
5:00 AM	0	187	62	0	70	0	0	1	0	0	0	0	0	7	327
6:00 AM	2	413	165	1	99	1	0	21	1	0	0	0	0	13	716
7:00 AM	3	827	216	2	89	3	0	44	0	3	5	1	0	30	1223
8:00 AM	4	797	247	2	54	2	0	21	2	5	3	0	0	23	1160
9:00 AM	3	570	173	1	52	0	0	21	0	2	2	0	1	8	833
10:00 AM	4	524	158	0	36	4	0	17	0	0	3	0	0	13	759
11:00 AM	3	482	188	1	42	0	0	29	0	0	3	0	1	16	765
12:00 PM	5	493	148	2	49	0	0	14	0	2	0	0	1	16	730
1:00 PM	4	508	144	2	46	0	0	16	0	2	4	0	0	8	734
2:00 PM	3	522	171	2	43	4	0	25	1	1	1	0	0	13	786
3:00 PM	3	539	132	0	47	2	0	22	1	2	0	0	1	12	761
4:00 PM	5	566	159	1	46	0	0	27	0	1	2	0	0	19	826
5:00 PM	3	675	166	0	63	1	0	21	1	1	1	1	1	18	952
6:00 PM	2	460	132	1	25	0	0	18	0	0	0	0	0	9	647
7:00 PM	0	272	67	0	21	1	0	5	0	1	1	0	0	5	373
8:00 PM	1	193	36	0	12	0	0	2	0	0	0	0	0	6	250
9:00 PM	0	123	32	0	14	0	0	1	0	0	0	0	0	2	172
10:00 PM	0	69	16	0	4	0	0	0	0	0	0	0	0	1	90
11:00 PM	0	34	4	0	1	0	0	1	0	0	0	0	0	1	41
Day Total	45	8371	2439	15	829	18	0	308	6	20	25	2	5	221	12304
Percent	0.4%	68.0%	19.8%	0.1%	6.7%	0.1%	0.0%	2.5%	0.0%	0.2%	0.2%	0.0%	0.0%	1.8%	
ADT 12304															
AM Peak Volume	8:00 AM	7:00 AM	8:00 AM	7:00 AM	6:00 AM	10:00 AM		7:00 AM	8:00 AM	8:00 AM	7:00 AM	7:00 AM	9:00 AM	7:00 AM	7:00 AM
	4	827	247	2	99	4		44	2	5	5	1	1	30	1223
PM Peak Volume	12:00 PM	5:00 PM	2:00 PM	12:00 PM	5:00 PM	2:00 PM		4:00 PM	2:00 PM	12:00 PM	1:00 PM	5:00 PM	12:00 PM	4:00 PM	5:00 PM
	5	675	171	2	63	4		27	1	2	4	1	1	19	952
<i>Comments:</i>															

LOCATION: 2. Sophia Pkwy to Francisco Dr SPECIFIC LOCATION: 0 ft from CITY/STATE: El Dorado Hills, CA														QC JOB #: 12004734 DIRECTION: WB DATE: May 06 2014	
Start Time	Motor-cycles	Cars & Trailer	2 Axle Long	Buses	2 Axle 6 Tire	3 Axle Single	4 Axle Single	<5 Axle Double	5 Axle Double	>6 Axle Double	<6 Axle Multi	6 Axle Multi	>6 Axle Multi	Not Classified	Total
12:00 AM	0	22	3	0	0	0	0	0	0	0	0	0	0	0	25
1:00 AM	0	15	4	0	0	0	0	0	0	0	0	0	0	0	19
2:00 AM	0	9	2	0	3	0	0	0	0	0	0	0	0	0	14
3:00 AM	0	18	2	0	3	0	0	0	0	0	0	0	0	0	23
4:00 AM	0	39	19	1	14	0	0	0	0	0	0	0	0	0	73
5:00 AM	0	197	54	0	49	1	0	3	0	0	0	0	0	3	307
6:00 AM	0	468	143	2	80	0	0	14	0	0	0	0	2	14	723
7:00 AM	1	971	201	3	77	4	0	47	0	3	1	0	1	31	1340
8:00 AM	0	805	178	2	57	0	0	33	0	2	2	0	2	22	1103
9:00 AM	2	588	182	2	61	2	0	22	1	0	0	0	0	18	878
10:00 AM	4	545	176	1	42	0	0	20	1	5	0	0	0	11	805
11:00 AM	4	482	173	1	43	0	0	19	1	1	1	0	0	10	735
12:00 PM	2	509	138	3	50	1	0	22	0	1	0	0	2	19	747
1:00 PM	7	466	126	2	43	0	0	19	0	1	0	0	0	11	675
2:00 PM	6	490	158	1	44	0	0	13	0	1	1	0	1	7	722
3:00 PM	4	514	175	2	55	1	0	22	1	0	3	0	0	22	799
4:00 PM	7	621	146	1	48	2	0	23	0	3	4	0	0	11	866
5:00 PM	6	662	159	1	51	2	0	22	0	1	0	0	0	30	934
6:00 PM	5	481	115	0	32	0	0	16	0	0	2	0	0	10	661
7:00 PM	3	355	77	1	24	0	0	5	0	0	0	0	0	7	472
8:00 PM	1	259	65	1	16	1	0	3	0	0	0	0	0	3	349
9:00 PM	0	156	36	0	6	0	0	1	0	0	0	0	0	4	203
10:00 PM	0	73	14	0	3	0	0	0	0	1	0	0	0	0	91
11:00 PM	0	38	10	0	1	0	0	0	0	0	0	0	0	1	50
Day Total	52	8783	2356	24	802	14	0	304	4	19	14	0	8	234	12614
Percent	0.4%	69.6%	18.7%	0.2%	6.4%	0.1%	0.0%	2.4%	0.0%	0.2%	0.1%	0.0%	0.1%	1.9%	
ADT 12614															
AM Peak Volume	10:00 AM	7:00 AM	7:00 AM	7:00 AM	6:00 AM	7:00 AM		7:00 AM	9:00 AM	10:00 AM	8:00 AM		6:00 AM	7:00 AM	7:00 AM
PM Peak Volume	1:00 PM	5:00 PM	3:00 PM	12:00 PM	3:00 PM	4:00 PM		4:00 PM	3:00 PM	4:00 PM	4:00 PM		12:00 PM	5:00 PM	5:00 PM

Comments:

LOCATION: 2. Sophia Pkwy to Francisco Dr SPECIFIC LOCATION: 0 ft from CITY/STATE: El Dorado Hills, CA														QC JOB #: 12004734 DIRECTION: WB DATE: May 07 2014	
Start Time	Motor-cycles	Cars & Trailer	2 Axle Long	Buses	2 Axle 6 Tire	3 Axle Single	4 Axle Single	<5 Axle Double	5 Axle Double	>6 Axle Double	<6 Axle Multi	6 Axle Multi	>6 Axle Multi	Not Classified	Total
12:00 AM	0	24	3	0	1	0	0	1	0	0	0	0	0	0	29
1:00 AM	0	20	4	0	0	0	0	0	0	0	0	0	0	0	24
2:00 AM	0	8	3	0	0	0	0	1	0	0	0	0	0	0	12
3:00 AM	0	22	6	1	1	0	0	0	0	0	0	0	0	0	30
4:00 AM	0	42	19	1	14	0	0	2	0	0	0	0	0	0	78
5:00 AM	0	175	56	0	44	1	0	2	0	0	0	0	0	5	283
6:00 AM	1	483	152	2	80	2	0	27	0	0	0	0	0	16	763
7:00 AM	4	902	203	1	85	3	0	37	0	3	2	0	1	32	1273
8:00 AM	3	862	212	2	47	4	0	35	0	5	2	0	0	26	1198
9:00 AM	5	569	165	0	54	2	1	19	0	1	2	0	0	27	845
10:00 AM	13	560	172	3	46	0	0	18	0	1	3	0	0	16	832
11:00 AM	4	527	159	4	51	2	0	17	0	0	3	0	0	14	781
12:00 PM	3	531	162	4	44	1	0	14	0	1	1	1	0	11	773
1:00 PM	6	513	149	5	39	2	0	18	0	1	1	1	0	18	753
2:00 PM	11	463	151	1	39	2	0	20	0	2	2	0	0	15	706
3:00 PM	8	612	161	5	46	0	0	22	2	0	4	0	0	27	887
4:00 PM	6	568	151	1	39	0	0	27	0	1	1	0	0	21	815
5:00 PM	5	670	175	0	49	3	0	23	0	1	2	0	0	25	953
6:00 PM	3	505	121	1	37	1	0	7	1	0	1	0	0	16	693
7:00 PM	4	320	88	0	20	0	0	11	0	0	0	0	0	9	452
8:00 PM	2	213	58	0	15	0	0	2	0	0	0	0	0	3	293
9:00 PM	0	168	26	0	7	0	0	2	0	0	1	0	0	4	208
10:00 PM	0	78	19	0	3	0	0	0	0	0	0	0	0	1	101
11:00 PM	0	37	6	0	1	0	0	1	0	0	0	0	0	1	46
Day Total	78	8872	2421	31	762	23	1	306	3	16	25	2	1	287	12828
Percent	0.6%	69.2%	18.9%	0.2%	5.9%	0.2%	0.0%	2.4%	0.0%	0.1%	0.2%	0.0%	0.0%	2.2%	
ADT 12828															
AM Peak Volume	10:00 AM	7:00 AM	8:00 AM	11:00 AM	7:00 AM	8:00 AM	9:00 AM	7:00 AM	8:00 AM	10:00 AM	7:00 AM	7:00 AM	7:00 AM	7:00 AM	1273
PM Peak Volume	2:00 PM	5:00 PM	5:00 PM	1:00 PM	5:00 PM	5:00 PM	4:00 PM	3:00 PM	2:00 PM	3:00 PM	12:00 PM	3:00 PM	3:00 PM	5:00 PM	953

Comments:

LOCATION: 2. Sophia Pkwy to Francisco Dr SPECIFIC LOCATION: 0 ft from CITY/STATE: El Dorado Hills, CA														QC JOB #: 12004734 DIRECTION: WB DATE: May 08 2014	
Start Time	Motor-cycles	Cars & Trailer	2 Axle Long	Buses	2 Axle 6 Tire	3 Axle Single	4 Axle Single	<5 Axle Double	5 Axle Double	>6 Axle Double	<6 Axle Multi	6 Axle Multi	>6 Axle Multi	Not Classified	Total
12:00 AM	0	12	3	0	0	0	0	0	0	0	0	0	0	0	15
1:00 AM	0	18	4	0	1	0	0	0	0	0	0	0	0	0	23
2:00 AM	0	12	8	0	2	0	0	0	0	0	0	0	0	0	22
3:00 AM	0	19	6	1	0	0	0	0	0	0	0	0	0	1	27
4:00 AM	0	39	21	0	7	0	0	0	0	0	0	0	0	0	67
5:00 AM	1	210	50	1	41	1	0	2	0	0	0	0	0	7	313
6:00 AM	3	458	154	3	86	1	0	20	0	3	0	0	0	19	747
7:00 AM	2	883	193	1	81	2	0	58	2	2	3	0	2	49	1278
8:00 AM	3	791	202	2	56	3	0	41	0	2	3	0	0	24	1127
9:00 AM	4	592	183	2	51	3	0	22	1	1	2	0	0	13	874
10:00 AM	6	573	154	3	36	1	0	19	0	1	0	0	0	17	810
11:00 AM	4	532	173	1	50	0	0	11	0	1	3	0	1	8	784
12:00 PM	3	505	166	2	47	2	0	12	1	2	4	0	0	19	763
1:00 PM	5	455	144	2	49	1	0	14	0	0	0	0	0	11	681
2:00 PM	3	469	176	2	35	0	0	30	0	0	0	1	1	14	731
3:00 PM	2	595	174	4	63	0	0	25	0	0	3	0	0	12	878
4:00 PM	6	645	155	1	45	0	0	22	0	3	5	0	0	17	899
5:00 PM	1	697	151	1	56	5	0	20	0	0	2	0	0	33	966
6:00 PM	2	469	124	2	46	2	0	13	0	0	0	0	0	13	671
7:00 PM	2	320	77	0	21	0	0	8	0	0	2	0	0	10	440
8:00 PM	1	216	49	0	8	1	0	1	0	0	0	0	0	1	277
9:00 PM	0	156	36	1	9	0	0	3	0	0	1	0	0	0	206
10:00 PM	0	81	16	0	8	0	0	0	0	0	0	0	0	0	105
11:00 PM	0	55	14	0	2	0	0	1	0	0	0	0	0	2	74
Day Total	48	8802	2433	29	800	22	0	322	4	15	28	1	4	270	12778
Percent	0.4%	68.9%	19.0%	0.2%	6.3%	0.2%	0.0%	2.5%	0.0%	0.1%	0.2%	0.0%	0.0%	2.1%	
ADT 12778															
AM Peak Volume	10:00 AM	7:00 AM	8:00 AM	6:00 AM	6:00 AM	8:00 AM		7:00 AM	7:00 AM	6:00 AM	7:00 AM		7:00 AM	7:00 AM	7:00 AM
	6	883	202	3	86	3		58	2	3	3		2	49	1278
PM Peak Volume	4:00 PM	5:00 PM	2:00 PM	3:00 PM	3:00 PM	5:00 PM		2:00 PM	12:00 PM	4:00 PM	4:00 PM	2:00 PM	2:00 PM	5:00 PM	5:00 PM
	6	697	176	4	63	5		30	1	3	5	1	1	33	966
<i>Comments:</i>															

LOCATION: 2. Sophia Pkwy to Francisco Dr SPECIFIC LOCATION: 0 ft from CITY/STATE: El Dorado Hills, CA														QC JOB #: 12004734 DIRECTION: WB DATE: May 09 2014	
Start Time	Motor-cycles	Cars & Trailer	2 Axle Long	Buses	2 Axle 6 Tire	3 Axle Single	4 Axle Single	<5 Axle Double	5 Axle Double	>6 Axle Double	<6 Axle Multi	6 Axle Multi	>6 Axle Multi	Not Classified	Total
12:00 AM	0	25	5	0	1	0	0	1	0	0	0	0	0	0	32
1:00 AM	0	14	3	0	2	0	0	0	0	0	0	0	0	0	19
2:00 AM	0	15	4	0	0	0	0	0	0	0	0	0	0	0	19
3:00 AM	0	13	5	1	1	0	0	0	0	0	0	0	0	1	21
4:00 AM	0	44	17	0	6	0	0	2	0	0	0	0	0	0	69
5:00 AM	1	194	58	0	37	0	0	2	0	0	0	0	0	5	297
6:00 AM	4	406	152	2	68	2	0	12	0	0	0	0	0	9	655
7:00 AM	3	855	185	1	64	4	0	43	0	2	2	2	0	31	1192
8:00 AM	2	744	194	1	62	1	0	30	0	0	2	1	1	18	1056
9:00 AM	6	648	197	1	50	2	0	20	1	2	1	0	0	20	948
10:00 AM	5	626	137	0	50	1	0	20	0	2	0	1	1	7	850
11:00 AM	8	518	186	1	39	0	0	19	1	2	3	0	0	19	796
12:00 PM	4	565	170	1	42	1	0	25	0	1	1	0	0	25	835
1:00 PM	5	533	136	1	40	3	1	27	0	0	3	0	0	21	770
2:00 PM	6	576	193	3	56	0	0	29	0	2	0	0	0	23	888
3:00 PM	15	672	202	3	63	0	0	24	0	3	2	0	2	24	1010
4:00 PM	5	651	176	5	54	6	0	26	0	6	1	0	0	33	963
5:00 PM	5	719	171	3	52	2	0	30	0	1	3	0	0	28	1014
6:00 PM	2	530	129	2	32	0	0	14	0	0	0	0	0	19	728
7:00 PM	2	371	88	0	29	0	0	5	0	0	0	0	1	14	510
8:00 PM	0	296	54	0	14	0	0	4	0	0	0	0	0	8	376
9:00 PM	1	231	44	1	17	0	0	3	0	0	1	0	0	0	298
10:00 PM	0	153	36	0	9	0	0	5	0	0	0	0	0	6	209
11:00 PM	0	102	16	0	3	0	0	1	0	0	0	0	0	2	124
Day Total	74	9501	2558	26	791	22	1	342	2	21	19	4	5	313	13679
Percent	0.5%	69.5%	18.7%	0.2%	5.8%	0.2%	0.0%	2.5%	0.0%	0.2%	0.1%	0.0%	0.0%	2.3%	
ADT 13679															
AM Peak Volume	11:00 AM	7:00 AM	9:00 AM	6:00 AM	6:00 AM	7:00 AM		7:00 AM	9:00 AM	7:00 AM	11:00 AM	7:00 AM	8:00 AM	7:00 AM	7:00 AM
	8	855	197	2	68	4		43	1	2	3	2	1	31	1192
PM Peak Volume	3:00 PM	5:00 PM	3:00 PM	4:00 PM	3:00 PM	4:00 PM	1:00 PM	5:00 PM		4:00 PM	1:00 PM		3:00 PM	4:00 PM	5:00 PM
	15	719	202	5	63	6	1	30		6	3		2	33	1014
<i>Comments:</i>															

LOCATION: 2. Sophia Pkwy to Francisco Dr													QC JOB #: 12004734		
SPECIFIC LOCATION: 0 ft from													DIRECTION: WB		
CITY/STATE: El Dorado Hills, CA													DATE: May 03 2014 - May 09 2014		
Start Time	Motor-cycles	Cars & Trailer	2 Axle Long	Buses	2 Axle 6 Tire	3 Axle Single	4 Axle Single	<5 Axle Double	5 Axle Double	>6 Axle Double	<6 Axle Multi	6 Axle Multi	>6 Axle Multi	Not Classified	Total
Grand Total	622	60715	16179	158	4973	121	3	2068	24	118	146	14	30	1897	87068
Percent	0.7%	69.7%	18.6%	0.2%	5.7%	0.1%	0.0%	2.4%	0.0%	0.1%	0.2%	0.0%	0.0%	2.2%	
ADT 12438															
<i>Comments:</i>															

Report generated on 5/30/2014 3:56 PM

SOURCE: Quality Counts, LLC (<http://www.qualitycounts.net>)



LOCATION: 2. Sophia Pkwy to Francisco Dr SPECIFIC LOCATION: 0 ft from CITY/STATE: El Dorado Hills, CA							QC JOB #: 12004734 DIRECTION: EB/WB DATE: May 03 2014 - May 04 2014			
Start Time	Mon	Tue	Wed	Thu	Fri	Average Weekday Hourly Traffic	Sat 03-May-14	Sun 04-May-14	Average Week Hourly Traffic	Average Week Profile
12:00 AM						0	183	242	213	
1:00 AM						0	119	151	135	
2:00 AM						0	54	86	70	
3:00 AM						0	40	46	43	
4:00 AM						0	68	56	62	
5:00 AM						0	165	128	147	
6:00 AM						0	418	300	359	
7:00 AM						0	801	524	663	
8:00 AM						0	1187	838	1013	
9:00 AM						0	1621	1200	1411	
10:00 AM						0	1744	1402	1573	
11:00 AM						0	1947	1597	1772	
12:00 PM						0	2062	1728	1895	
1:00 PM						0	2087	1724	1906	
2:00 PM						0	1837	1694	1766	
3:00 PM						0	1915	1622	1769	
4:00 PM						0	1963	1644	1804	
5:00 PM						0	1855	1474	1665	
6:00 PM						0	1473	1148	1311	
7:00 PM						0	1167	943	1055	
8:00 PM						0	990	762	876	
9:00 PM						0	829	510	670	
10:00 PM						0	575	288	432	
11:00 PM						0	390	125	258	
Day Total						0	25490	20232	22868	
% Weekday Average										
% Week Average						0.0%	111.5%	88.5%		
AM Peak						12:00 AM	11:00 AM	11:00 AM	11:00 AM	
Volume						0	1947	1597	1772	
PM Peak						12:00 PM	1:00 PM	12:00 PM	1:00 PM	
Volume						0	2087	1728	1906	
<i>Comments:</i>										

LOCATION: 2. Sophia Pkwy to Francisco Dr SPECIFIC LOCATION: 0 ft from CITY/STATE: El Dorado Hills, CA						QC JOB #: 12004734 DIRECTION: EB/WB DATE: May 05 2014 - May 09 2014				
Start Time	Mon 05-May-14	Tue 06-May-14	Wed 07-May-14	Thu 08-May-14	Fri 09-May-14	Average Weekday Hourly Traffic	Sat	Sun	Average Week Hourly Traffic	Average Week Profile
12:00 AM	85	76	94	76	110	88			88	
1:00 AM	45	38	58	56	44	48			48	
2:00 AM	34	27	33	37	49	36			36	
3:00 AM	37	39	53	43	40	42			42	
4:00 AM	88	99	97	83	90	91			91	
5:00 AM	416	387	356	385	374	384			384	
6:00 AM	1007	1006	1063	1026	946	1010			1010	
7:00 AM	1747	1881	1806	1816	1727	1795			1795	
8:00 AM	1744	1672	1804	1707	1676	1721			1721	
9:00 AM	1292	1399	1314	1375	1492	1374			1374	
10:00 AM	1302	1341	1402	1380	1451	1375			1375	
11:00 AM	1411	1389	1480	1427	1569	1455			1455	
12:00 PM	1504	1423	1534	1444	1707	1522			1522	
1:00 PM	1526	1465	1545	1465	1742	1549			1549	
2:00 PM	1665	1652	1689	1723	1909	1728			1728	
3:00 PM	1787	1889	1943	1899	2275	1959			1959	
4:00 PM	2063	2024	2053	2129	2275	2109			2109	
5:00 PM	2262	2265	2214	2329	2401	2294			2294	
6:00 PM	1670	1672	1787	1816	1798	1749			1749	
7:00 PM	1156	1247	1230	1218	1297	1230			1230	
8:00 PM	848	1007	984	986	1098	985			985	
9:00 PM	569	686	696	679	877	701			701	
10:00 PM	287	339	314	407	601	390			390	
11:00 PM	151	166	178	195	407	219			219	
Day Total	24696	25189	25727	25701	27955	25854			25854	
% Weekday Average		97.4%	99.5%	99.4%	108.1%					
% Week Average	108.0%	97.4%	99.5%	99.4%	108.1%	100.0%				
AM Peak Volume	7:00 AM 1747	7:00 AM 1881	7:00 AM 1806	7:00 AM 1816	7:00 AM 1727	7:00 AM 1795			7:00 AM 1795	
PM Peak Volume	5:00 PM 2262	5:00 PM 2265	5:00 PM 2214	5:00 PM 2329	5:00 PM 2401	5:00 PM 2294			5:00 PM 2294	
<i>Comments:</i>										

LOCATION: 2. Sophia Pkwy to Francisco Dr
SPECIFIC LOCATION: 0 ft from
CITY/STATE: El Dorado Hills, CA

QC JOB #: 12004734
DIRECTION: EB/WB
DATE: Apr 28 2014 - May 02 2014

Start Time	Mon 28-Apr-14	Tue 29-Apr-14	Wed 30-Apr-14	Thu 01-May-14	Fri 02-May-14	Average Weekday Hourly Traffic		Average Weekday Profile
12:00 AM	85	76	94	76	110	88		
1:00 AM	45	38	58	56	44	48		
2:00 AM	34	27	33	37	49	36		
3:00 AM	37	39	53	43	40	42		
4:00 AM	88	99	97	83	90	91		
5:00 AM	416	387	356	385	374	384		
6:00 AM	1007	1006	1063	1026	946	1010		
7:00 AM	1747	1881	1806	1816	1727	1795		
8:00 AM	1744	1672	1804	1707	1676	1721		
9:00 AM	1292	1399	1314	1375	1492	1374		
10:00 AM	1302	1341	1402	1380	1451	1375		
11:00 AM	1411	1389	1480	1427	1569	1455		
12:00 PM	1504	1423	1534	1444	1707	1522		
1:00 PM	1526	1465	1545	1465	1742	1549		
2:00 PM	1665	1652	1689	1723	1909	1728		
3:00 PM	1787	1889	1943	1899	2275	1959		
4:00 PM	2063	2024	2053	2129	2275	2109		
5:00 PM	2262	2265	2214	2329	2401	2294		
6:00 PM	1670	1672	1787	1816	1798	1749		
7:00 PM	1156	1247	1230	1218	1297	1230		
8:00 PM	848	1007	984	986	1098	985		
9:00 PM	569	686	696	679	877	701		
10:00 PM	287	339	314	407	601	390		
11:00 PM	151	166	178	195	407	219		
Day Total	24696	25189	25727	25701	27955	25854		
% Weekday Average	95.5%	97.4%	99.5%	99.4%	108.1%			
% Week Average								
AM Peak Volume	7:00 AM 1747	7:00 AM 1881	7:00 AM 1806	7:00 AM 1816	7:00 AM 1727	7:00 AM 1795		
PM Peak Volume	5:00 PM 2262	5:00 PM 2265	5:00 PM 2214	5:00 PM 2329	5:00 PM 2401	5:00 PM 2294		

Comments:

SUMMARY - Tube Count - Volume Data (Weekend)

LOCATION: 2. Sophia Pkwy to Francisco Dr SPECIFIC LOCATION: 0 ft from CITY/STATE: El Dorado Hills, CA				QC JOB #: 12004734 DIRECTION: EB/WB DATE: May 03 2014 - May 04 2014		
Start Time			Sat 03-May-14	Sun 04-May-14	Average Weekend Hourly Traffic	Average Weekend Profile
12:00 AM			183	242	213	
1:00 AM			119	151	135	
2:00 AM			54	86	70	
3:00 AM			40	46	43	
4:00 AM			68	56	62	
5:00 AM			165	128	147	
6:00 AM			418	300	359	
7:00 AM			801	524	663	
8:00 AM			1187	838	1013	
9:00 AM			1621	1200	1411	
10:00 AM			1744	1402	1573	
11:00 AM			1947	1597	1772	
12:00 PM			2062	1728	1895	
1:00 PM			2087	1724	1906	
2:00 PM			1837	1694	1766	
3:00 PM			1915	1622	1769	
4:00 PM			1963	1644	1804	
5:00 PM			1855	1474	1665	
6:00 PM			1473	1148	1311	
7:00 PM			1167	943	1055	
8:00 PM			990	762	876	
9:00 PM			829	510	670	
10:00 PM			575	288	432	
11:00 PM			390	125	258	
Day Total			25490	20232	22868	
% Weekday Average						
% Week Average			111.5%	88.5%		
AM Peak Volume			11:00 AM 1947	11:00 AM 1597	11:00 AM 1772	
PM Peak Volume			1:00 PM 2087	12:00 PM 1728	1:00 PM 1906	
<i>Comments:</i>						

LOCATION: 2. Sophia Pkwy to Francisco Dr
SPECIFIC LOCATION: 0 ft from
CITY/STATE: El Dorado Hills, CA

QC JOB #: 12004734
DIRECTION: EB/WB
DATE: Apr 28 2014 - May 04 2014

Start Time	Mon 28-Apr-14	Tue 29-Apr-14	Wed 30-Apr-14	Thu 01-May-14	Fri 02-May-14	Average Weekday Hourly Traffic	Sat 03-May-14	Sun 04-May-14	Average Week Hourly Traffic	Average Week Profile
12:00 AM	85	76	94	76	110	88	183	242	124	
1:00 AM	45	38	58	56	44	48	119	151	73	
2:00 AM	34	27	33	37	49	36	54	86	46	
3:00 AM	37	39	53	43	40	42	40	46	43	
4:00 AM	88	99	97	83	90	91	68	56	83	
5:00 AM	416	387	356	385	374	384	165	128	316	
6:00 AM	1007	1006	1063	1026	946	1010	418	300	824	
7:00 AM	1747	1881	1806	1816	1727	1795	801	524	1472	
8:00 AM	1744	1672	1804	1707	1676	1721	1187	838	1518	
9:00 AM	1292	1399	1314	1375	1492	1374	1621	1200	1385	
10:00 AM	1302	1341	1402	1380	1451	1375	1744	1402	1432	
11:00 AM	1411	1389	1480	1427	1569	1455	1947	1597	1546	
12:00 PM	1504	1423	1534	1444	1707	1522	2062	1728	1629	
1:00 PM	1526	1465	1545	1465	1742	1549	2087	1724	1651	
2:00 PM	1665	1652	1689	1723	1909	1728	1837	1694	1738	
3:00 PM	1787	1889	1943	1899	2275	1959	1915	1622	1904	
4:00 PM	2063	2024	2053	2129	2275	2109	1963	1644	2022	
5:00 PM	2262	2265	2214	2329	2401	2294	1855	1474	2114	
6:00 PM	1670	1672	1787	1816	1798	1749	1473	1148	1623	
7:00 PM	1156	1247	1230	1218	1297	1230	1167	943	1180	
8:00 PM	848	1007	984	986	1098	985	990	762	954	
9:00 PM	569	686	696	679	877	701	829	510	692	
10:00 PM	287	339	314	407	601	390	575	288	402	
11:00 PM	151	166	178	195	407	219	390	125	230	
Day Total	24696	25189	25727	25701	27955	25854	25490	20232	25001	
% Weekday Average	95.5%	97.4%	99.5%	99.4%	108.1%					
% Week Average	98.8%	100.8%	102.9%	102.8%	111.8%	103.4%	102.0%	80.9%		
AM Peak Volume	7:00 AM 1747	7:00 AM 1881	7:00 AM 1806	7:00 AM 1816	7:00 AM 1727	7:00 AM 1795	11:00 AM 1947	11:00 AM 1597	11:00 AM 1546	
PM Peak Volume	5:00 PM 2262	5:00 PM 2265	5:00 PM 2214	5:00 PM 2329	5:00 PM 2401	5:00 PM 2294	1:00 PM 2087	12:00 PM 1728	5:00 PM 2114	

Comments:

LOCATION: 2. Sophia Pkwy to Francisco Dr SPECIFIC LOCATION: 0 ft from CITY/STATE: El Dorado Hills, CA														QC JOB #: 12004734 DIRECTION: EB/WB DATE: May 03 2014	
Start Time	Motor-cycles	Cars & Trailer	2 Axle Long	Buses	2 Axle 6 Tire	3 Axle Single	4 Axle Single	<5 Axle Double	5 Axle Double	>6 Axle Double	<6 Axle Multi	6 Axle Multi	>6 Axle Multi	Not Classified	Total
12:00 AM	1	124	44	1	9	0	0	0	0	0	0	0	0	4	183
1:00 AM	0	85	23	0	4	0	0	1	0	0	0	0	0	6	119
2:00 AM	0	33	16	1	4	0	0	0	0	0	0	0	0	0	54
3:00 AM	0	28	8	1	1	0	0	0	0	0	0	0	0	2	40
4:00 AM	0	44	10	0	10	0	0	2	0	0	0	0	0	2	68
5:00 AM	1	105	29	0	20	0	0	7	0	0	0	0	0	3	165
6:00 AM	1	207	124	0	55	3	0	16	0	0	1	0	0	11	418
7:00 AM	4	442	208	2	85	2	0	25	0	1	2	0	0	30	801
8:00 AM	4	679	312	1	105	1	0	47	0	1	1	0	0	36	1187
9:00 AM	15	968	414	4	116	0	0	43	1	6	2	1	1	50	1621
10:00 AM	13	1053	415	1	119	1	0	74	1	8	4	0	0	55	1744
11:00 AM	26	1197	435	0	117	0	0	98	2	3	2	0	3	64	1947
12:00 PM	35	1257	492	4	116	1	0	75	0	8	3	0	0	71	2062
1:00 PM	16	1277	460	1	107	2	0	135	1	9	6	0	1	72	2087
2:00 PM	15	1063	472	6	103	2	0	82	0	6	7	2	1	78	1837
3:00 PM	29	1154	460	6	90	2	0	95	0	12	4	0	0	63	1915
4:00 PM	8	1225	452	8	101	4	0	89	1	6	1	0	1	67	1963
5:00 PM	7	1138	448	3	95	1	0	79	0	7	3	0	1	73	1855
6:00 PM	2	864	419	1	77	2	1	57	0	7	1	0	2	40	1473
7:00 PM	8	684	334	1	64	0	0	42	0	2	1	1	0	30	1167
8:00 PM	1	584	291	2	60	0	0	27	0	1	0	0	0	24	990
9:00 PM	2	497	246	1	49	1	0	17	0	1	0	0	0	15	829
10:00 PM	1	339	178	0	32	1	0	11	0	0	0	0	0	13	575
11:00 PM	0	246	103	6	20	0	0	9	0	0	0	0	0	6	390
Day Total	189	15293	6393	50	1559	23	1	1031	6	78	38	4	10	815	25490
Percent	0.7%	60.0%	25.1%	0.2%	6.1%	0.1%	0.0%	4.0%	0.0%	0.3%	0.1%	0.0%	0.0%	3.2%	
ADT 25490															
AM Peak Volume	11:00 AM	11:00 AM	11:00 AM	9:00 AM	10:00 AM	6:00 AM		11:00 AM	11:00 AM	10:00 AM	10:00 AM	9:00 AM	11:00 AM	11:00 AM	11:00 AM
	26	1197	435	4	119	3		98	2	8	4	1	3	64	1947
PM Peak Volume	12:00 PM	1:00 PM	12:00 PM	4:00 PM	12:00 PM	4:00 PM	6:00 PM	1:00 PM	1:00 PM	3:00 PM	2:00 PM	2:00 PM	6:00 PM	2:00 PM	1:00 PM
	35	1277	492	8	116	4	1	135	1	12	7	2	2	78	2087
<i>Comments:</i>															

LOCATION: 2. Sophia Pkwy to Francisco Dr SPECIFIC LOCATION: 0 ft from CITY/STATE: El Dorado Hills, CA														QC JOB #: 12004734 DIRECTION: EB/WB DATE: May 04 2014	
Start Time	Motor-cycles	Cars & Trailer	2 Axle Long	Buses	2 Axle 6 Tire	3 Axle Single	4 Axle Single	<5 Axle Double	5 Axle Double	>6 Axle Double	<6 Axle Multi	6 Axle Multi	>6 Axle Multi	Not Classified	Total
12:00 AM	0	138	91	3	7	0	0	0	0	0	0	0	0	3	242
1:00 AM	0	99	39	0	7	0	0	2	0	0	0	0	0	4	151
2:00 AM	0	55	25	0	5	0	0	0	0	0	0	0	0	1	86
3:00 AM	0	24	13	0	6	0	0	0	0	0	0	0	0	3	46
4:00 AM	0	28	16	1	9	0	0	1	0	0	0	0	0	1	56
5:00 AM	0	79	30	0	17	0	0	1	0	0	0	0	0	1	128
6:00 AM	1	165	80	1	37	0	0	10	0	0	1	0	0	5	300
7:00 AM	1	309	138	0	59	0	0	7	0	0	0	0	0	10	524
8:00 AM	4	501	210	3	71	2	0	21	0	1	0	0	0	25	838
9:00 AM	13	733	299	2	84	2	0	29	1	1	1	0	0	35	1200
10:00 AM	10	831	364	1	99	1	0	52	1	2	3	0	0	38	1402
11:00 AM	15	948	394	3	97	0	0	84	0	2	3	1	0	50	1597
12:00 PM	22	1074	407	3	94	0	0	61	0	1	4	0	0	62	1728
1:00 PM	26	1035	410	2	107	0	0	70	0	3	5	1	0	65	1724
2:00 PM	13	994	445	3	111	3	0	66	0	7	3	0	1	48	1694
3:00 PM	10	905	455	0	118	0	0	72	0	5	3	0	0	54	1622
4:00 PM	18	894	454	4	131	2	1	75	0	5	4	0	2	54	1644
5:00 PM	12	829	431	2	85	0	0	64	0	6	2	0	0	43	1474
6:00 PM	2	604	383	0	88	1	0	32	0	1	2	0	0	35	1148
7:00 PM	3	480	342	0	68	0	0	24	0	2	1	0	0	23	943
8:00 PM	0	410	262	0	56	0	0	20	0	2	0	0	0	12	762
9:00 PM	0	302	156	0	41	0	0	8	0	0	0	0	0	3	510
10:00 PM	0	157	99	4	16	0	0	10	0	0	0	0	0	2	288
11:00 PM	0	68	42	0	13	0	0	2	0	0	0	0	0	0	125
Day Total	150	11662	5585	32	1426	11	1	711	2	38	32	2	3	577	20232
Percent	0.7%	57.6%	27.6%	0.2%	7.0%	0.1%	0.0%	3.5%	0.0%	0.2%	0.2%	0.0%	0.0%	2.9%	
ADT 20232															
AM Peak Volume	11:00 AM	11:00 AM	11:00 AM	12:00 AM	10:00 AM	8:00 AM		11:00 AM	9:00 AM	10:00 AM	10:00 AM	11:00 AM		11:00 AM	11:00 AM
	15	948	394	3	99	2		84	1	2	3	1		50	1597
PM Peak Volume	1:00 PM	12:00 PM	3:00 PM	4:00 PM	4:00 PM	2:00 PM	4:00 PM	4:00 PM		2:00 PM	1:00 PM	1:00 PM	4:00 PM	1:00 PM	12:00 PM
	26	1074	455	4	131	3	1	75		7	5	1	2	65	1728
<i>Comments:</i>															

LOCATION: 2. Sophia Pkwy to Francisco Dr SPECIFIC LOCATION: 0 ft from CITY/STATE: El Dorado Hills, CA														QC JOB #: 12004734 DIRECTION: EB/WB DATE: May 05 2014	
Start Time	Motor-cycles	Cars & Trailer	2 Axle Long	Buses	2 Axle 6 Tire	3 Axle Single	4 Axle Single	<5 Axle Double	5 Axle Double	>6 Axle Double	<6 Axle Multi	6 Axle Multi	>6 Axle Multi	Not Classified	Total
12:00 AM	0	50	32	0	3	0	0	0	0	0	0	0	0	0	85
1:00 AM	0	24	14	0	4	0	0	1	0	0	0	0	0	2	45
2:00 AM	0	21	10	0	3	0	0	0	0	0	0	0	0	0	34
3:00 AM	0	25	9	0	1	0	0	0	0	0	0	0	0	2	37
4:00 AM	0	48	22	0	17	0	0	1	0	0	0	0	0	0	88
5:00 AM	0	224	99	0	81	0	0	3	0	0	0	0	0	9	416
6:00 AM	2	502	289	1	158	1	0	34	1	0	0	0	0	19	1007
7:00 AM	3	1010	448	5	155	3	0	70	0	6	7	1	0	39	1747
8:00 AM	4	973	496	5	143	2	0	66	2	6	6	0	0	41	1744
9:00 AM	3	720	365	5	126	0	0	48	0	2	2	1	1	19	1292
10:00 AM	4	752	376	3	96	4	0	36	0	1	4	0	0	26	1302
11:00 AM	3	751	449	4	108	0	0	59	0	2	5	0	1	29	1411
12:00 PM	5	849	419	4	131	0	0	57	0	6	1	0	1	31	1504
1:00 PM	4	870	412	3	129	0	0	63	0	3	6	0	0	36	1526
2:00 PM	3	936	420	9	149	6	0	82	1	12	3	0	0	44	1665
3:00 PM	3	1002	491	1	133	3	0	100	1	7	0	0	1	45	1787
4:00 PM	5	1147	545	1	163	1	1	116	0	15	4	0	0	65	2063
5:00 PM	3	1304	555	1	190	2	0	132	1	16	2	1	1	54	2262
6:00 PM	3	903	498	2	132	0	0	88	0	8	0	0	0	36	1670
7:00 PM	0	618	388	0	81	1	0	46	0	2	1	0	0	19	1156
8:00 PM	1	500	254	0	55	0	0	21	0	0	0	0	0	17	848
9:00 PM	0	335	168	0	51	0	0	7	0	0	0	0	0	8	569
10:00 PM	0	198	68	0	17	0	0	2	0	0	0	0	0	2	287
11:00 PM	0	105	30	0	11	0	0	4	0	0	0	0	0	1	151
Day Total	46	13867	6857	44	2137	23	1	1036	6	86	41	3	5	544	24696
Percent	0.2%	56.2%	27.8%	0.2%	8.7%	0.1%	0.0%	4.2%	0.0%	0.3%	0.2%	0.0%	0.0%	2.2%	
ADT 24696															
AM Peak Volume	8:00 AM	7:00 AM	8:00 AM	7:00 AM	6:00 AM	10:00 AM		7:00 AM	8:00 AM	7:00 AM	7:00 AM	7:00 AM	9:00 AM	8:00 AM	7:00 AM
	4	1010	496	5	158	4		70	2	6	7	1	1	41	1747
PM Peak Volume	12:00 PM	5:00 PM	5:00 PM	2:00 PM	5:00 PM	2:00 PM	4:00 PM	5:00 PM	2:00 PM	5:00 PM	1:00 PM	5:00 PM	12:00 PM	4:00 PM	5:00 PM
	5	1304	555	9	190	6	1	132	1	16	6	1	1	65	2262
<i>Comments:</i>															

LOCATION: 2. Sophia Pkwy to Francisco Dr SPECIFIC LOCATION: 0 ft from CITY/STATE: El Dorado Hills, CA														QC JOB #: 12004734 DIRECTION: EB/WB DATE: May 06 2014	
Start Time	Motor-cycles	Cars & Trailer	2 Axle Long	Buses	2 Axle 6 Tire	3 Axle Single	4 Axle Single	<5 Axle Double	5 Axle Double	>6 Axle Double	<6 Axle Multi	6 Axle Multi	>6 Axle Multi	Not Classified	Total
12:00 AM	0	50	22	0	4	0	0	0	0	0	0	0	0	0	76
1:00 AM	0	25	11	0	2	0	0	0	0	0	0	0	0	0	38
2:00 AM	0	14	6	1	6	0	0	0	0	0	0	0	0	0	27
3:00 AM	0	27	7	0	3	0	0	0	0	0	0	0	0	2	39
4:00 AM	0	51	28	1	19	0	0	0	0	0	0	0	0	0	99
5:00 AM	0	238	78	0	59	1	0	4	0	0	0	0	0	7	387
6:00 AM	0	582	239	4	127	0	1	29	0	1	1	0	3	19	1006
7:00 AM	1	1214	379	4	151	4	0	77	0	4	2	1	1	43	1881
8:00 AM	0	1026	377	4	146	0	0	71	0	3	5	0	2	38	1672
9:00 AM	3	810	363	2	133	2	0	49	1	0	0	0	0	36	1399
10:00 AM	4	789	352	2	111	1	0	43	1	5	1	0	2	30	1341
11:00 AM	4	804	375	4	113	0	0	54	2	2	1	0	1	29	1389
12:00 PM	2	806	384	6	122	2	0	49	0	3	3	0	2	44	1423
1:00 PM	7	876	359	3	115	0	0	70	0	6	0	0	0	29	1465
2:00 PM	6	949	438	3	131	0	0	72	0	6	3	1	1	42	1652
3:00 PM	4	1040	514	5	157	2	0	95	1	3	6	0	1	61	1889
4:00 PM	7	1177	504	4	157	4	0	104	1	7	6	1	1	51	2024
5:00 PM	6	1354	474	3	166	3	0	136	0	16	0	0	0	107	2265
6:00 PM	5	1034	368	0	117	0	0	94	1	5	4	0	0	44	1672
7:00 PM	3	783	297	1	91	0	0	42	0	3	1	0	0	26	1247
8:00 PM	1	631	242	2	61	1	0	35	0	5	2	0	0	27	1007
9:00 PM	0	429	180	0	50	0	0	13	0	0	0	0	0	14	686
10:00 PM	0	225	73	0	30	0	0	2	0	1	0	0	0	8	339
11:00 PM	0	118	37	0	7	1	0	0	0	0	0	0	0	3	166
Day Total	53	15052	6107	49	2078	21	1	1039	7	70	35	3	14	660	25189
Percent	0.2%	59.8%	24.2%	0.2%	8.2%	0.1%	0.0%	4.1%	0.0%	0.3%	0.1%	0.0%	0.1%	2.6%	
ADT 25189															
AM Peak Volume	10:00 AM	7:00 AM	7:00 AM	6:00 AM	7:00 AM	7:00 AM	6:00 AM	7:00 AM	11:00 AM	10:00 AM	8:00 AM	7:00 AM	6:00 AM	7:00 AM	7:00 AM
	4	1214	379	4	151	4	1	77	2	5	5	1	3	43	1881
PM Peak Volume	1:00 PM	5:00 PM	3:00 PM	12:00 PM	5:00 PM	4:00 PM		5:00 PM	3:00 PM	5:00 PM	3:00 PM	2:00 PM	12:00 PM	5:00 PM	5:00 PM
	7	1354	514	6	166	4		136	1	16	6	1	2	107	2265
<i>Comments:</i>															

LOCATION: 2. Sophia Pkwy to Francisco Dr SPECIFIC LOCATION: 0 ft from CITY/STATE: El Dorado Hills, CA														QC JOB #: 12004734 DIRECTION: EB/WB DATE: May 07 2014	
Start Time	Motor-cycles	Cars & Trailer	2 Axle Long	Buses	2 Axle 6 Tire	3 Axle Single	4 Axle Single	<5 Axle Double	5 Axle Double	>6 Axle Double	<6 Axle Multi	6 Axle Multi	>6 Axle Multi	Not Classified	Total
12:00 AM	0	71	20	0	2	0	0	1	0	0	0	0	0	0	94
1:00 AM	1	39	11	0	5	0	0	1	0	0	0	0	0	1	58
2:00 AM	0	20	8	1	3	0	0	1	0	0	0	0	0	0	33
3:00 AM	0	32	15	1	4	0	0	0	0	0	0	0	0	1	53
4:00 AM	0	55	23	1	16	0	0	2	0	0	0	0	0	0	97
5:00 AM	0	211	77	0	55	1	0	3	0	0	0	0	0	9	356
6:00 AM	1	606	245	2	135	2	0	48	0	0	0	0	0	24	1063
7:00 AM	4	1128	378	4	152	3	0	78	0	4	2	1	1	51	1806
8:00 AM	3	1115	424	3	127	6	0	74	0	6	3	0	0	43	1804
9:00 AM	5	765	335	5	119	3	1	38	0	3	2	0	0	38	1314
10:00 AM	13	827	362	3	111	0	0	46	0	2	4	0	0	34	1402
11:00 AM	4	849	377	8	135	3	0	59	0	3	3	0	0	39	1480
12:00 PM	3	892	413	7	125	2	0	53	0	6	2	1	0	30	1534
1:00 PM	6	899	394	9	115	3	0	69	0	4	1	1	0	44	1545
2:00 PM	12	983	433	2	124	2	0	78	0	5	3	0	0	47	1689
3:00 PM	8	1139	480	10	146	0	0	93	3	6	5	0	0	53	1943
4:00 PM	6	1214	477	1	145	2	0	118	0	11	2	0	0	77	2053
5:00 PM	5	1317	515	0	157	3	0	85	0	12	4	0	0	70	2214
6:00 PM	3	1051	446	2	130	4	0	85	1	6	4	0	0	55	1787
7:00 PM	4	702	340	1	96	2	0	57	0	1	1	0	0	26	1230
8:00 PM	2	563	271	0	68	0	0	50	0	3	1	0	0	26	984
9:00 PM	0	445	170	0	45	0	0	21	0	0	1	0	0	14	696
10:00 PM	0	208	78	0	19	0	0	6	0	0	0	0	0	3	314
11:00 PM	0	119	42	0	11	0	0	2	0	0	0	0	0	4	178
Day Total	80	15250	6334	60	2045	36	1	1114	4	72	38	3	1	689	25727
Percent	0.3%	59.3%	24.6%	0.2%	7.9%	0.1%	0.0%	4.3%	0.0%	0.3%	0.1%	0.0%	0.0%	2.7%	
ADT 25727															
AM Peak Volume	10:00 AM	7:00 AM	8:00 AM	11:00 AM	7:00 AM	8:00 AM	9:00 AM	7:00 AM		8:00 AM	10:00 AM	7:00 AM	7:00 AM	7:00 AM	7:00 AM
	13	1128	424	8	152	6	1	78		6	4	1	1	51	1806
PM Peak Volume	2:00 PM	5:00 PM	5:00 PM	3:00 PM	5:00 PM	6:00 PM		5:00 PM	3:00 PM	5:00 PM	3:00 PM	12:00 PM		4:00 PM	5:00 PM
	12	1317	515	10	157	4		131	3	12	5	1		77	2214
<i>Comments:</i>															

LOCATION: 2. Sophia Pkwy to Francisco Dr SPECIFIC LOCATION: 0 ft from CITY/STATE: El Dorado Hills, CA														QC JOB #: 12004734 DIRECTION: EB/WB DATE: May 08 2014	
Start Time	Motor-cycles	Cars & Trailer	2 Axle Long	Buses	2 Axle 6 Tire	3 Axle Single	4 Axle Single	<5 Axle Double	5 Axle Double	>6 Axle Double	<6 Axle Multi	6 Axle Multi	>6 Axle Multi	Not Classified	Total
12:00 AM	0	47	21	0	7	0	0	0	0	0	0	0	0	1	76
1:00 AM	0	36	14	0	4	0	0	0	0	0	0	0	0	2	56
2:00 AM	0	20	14	1	2	0	0	0	0	0	0	0	0	0	37
3:00 AM	0	24	14	1	2	0	0	0	0	0	0	0	0	2	43
4:00 AM	0	44	30	1	8	0	0	0	0	0	0	0	0	0	83
5:00 AM	1	240	73	1	50	2	0	4	0	0	0	0	0	14	385
6:00 AM	3	584	230	4	137	1	0	36	0	3	0	0	0	28	1026
7:00 AM	2	1121	380	2	131	2	0	100	2	5	3	0	2	66	1816
8:00 AM	3	1040	391	6	132	4	0	81	0	7	3	0	1	39	1707
9:00 AM	4	792	355	6	133	3	0	48	1	2	4	0	0	27	1375
10:00 AM	6	858	331	6	92	2	0	49	0	2	0	0	0	34	1380
11:00 AM	4	834	391	3	119	1	0	42	0	3	3	0	1	26	1427
12:00 PM	3	807	408	2	127	2	0	47	1	3	6	0	0	38	1444
1:00 PM	5	824	386	3	143	1	0	69	0	3	0	0	0	31	1465
2:00 PM	3	929	512	4	123	1	0	100	0	3	3	1	1	43	1723
3:00 PM	2	1075	481	7	178	1	0	92	0	12	7	0	1	43	1899
4:00 PM	6	1224	517	1	170	4	0	115	1	17	8	0	0	66	2129
5:00 PM	3	1382	563	2	165	7	0	115	0	7	6	0	0	79	2329
6:00 PM	2	1136	437	2	150	3	0	44	0	3	0	0	0	39	1816
7:00 PM	2	742	331	0	76	1	0	33	0	2	2	0	0	29	1218
8:00 PM	1	634	259	0	67	1	0	10	0	1	0	0	0	13	986
9:00 PM	0	438	187	1	41	0	0	6	0	0	1	0	0	5	679
10:00 PM	0	267	105	0	30	0	0	1	0	0	0	0	0	4	407
11:00 PM	0	137	44	0	9	0	0	2	0	0	0	0	0	3	195
Day Total	50	15235	6474	53	2096	36	0	994	5	73	46	1	6	632	25701
Percent	0.2%	59.3%	25.2%	0.2%	8.2%	0.1%	0.0%	3.9%	0.0%	0.3%	0.2%	0.0%	0.0%	2.5%	
ADT 25701															
AM Peak	10:00 AM	7:00 AM	8:00 AM	8:00 AM	6:00 AM	8:00 AM		7:00 AM	7:00 AM	8:00 AM	9:00 AM		7:00 AM	7:00 AM	7:00 AM
Volume	6	1121	391	6	137	4		100	2	7	4		2	66	1816
PM Peak	4:00 PM	5:00 PM	5:00 PM	3:00 PM	3:00 PM	5:00 PM		4:00 PM	12:00 PM	4:00 PM	4:00 PM	2:00 PM	2:00 PM	5:00 PM	5:00 PM
Volume	6	1382	563	7	178	7		115	1	17	8	1	1	79	2329
<i>Comments:</i>															

LOCATION: 2. Sophia Pkwy to Francisco Dr SPECIFIC LOCATION: 0 ft from CITY/STATE: El Dorado Hills, CA														QC JOB #: 12004734 DIRECTION: EB/WB DATE: May 09 2014	
Start Time	Motor-cycles	Cars & Trailer	2 Axle Long	Buses	2 Axle 6 Tire	3 Axle Single	4 Axle Single	<5 Axle Double	5 Axle Double	>6 Axle Double	<6 Axle Multi	6 Axle Multi	>6 Axle Multi	Not Classified	Total
12:00 AM	0	68	28	0	11	0	0	1	0	0	0	0	0	2	110
1:00 AM	0	26	8	1	7	0	0	0	0	0	0	0	0	2	44
2:00 AM	0	27	17	0	4	0	0	0	0	0	0	0	0	1	49
3:00 AM	0	22	14	1	1	0	0	0	0	0	0	0	0	2	40
4:00 AM	0	54	25	0	8	0	0	3	0	0	0	0	0	0	90
5:00 AM	1	226	87	0	49	0	0	4	0	0	0	0	0	7	374
6:00 AM	4	527	251	3	120	2	0	22	0	0	0	0	0	17	946
7:00 AM	3	1122	351	3	120	4	0	66	0	2	4	2	1	49	1727
8:00 AM	2	1046	398	3	139	1	0	49	0	2	3	1	1	31	1676
9:00 AM	6	920	342	4	140	2	0	39	1	3	1	0	0	34	1492
10:00 AM	5	932	333	3	111	1	0	37	0	4	0	1	1	23	1451
11:00 AM	10	907	416	6	127	2	0	50	1	3	5	0	0	42	1569
12:00 PM	4	1038	431	6	124	1	0	49	0	2	2	0	1	49	1707
1:00 PM	6	1075	411	4	133	4	1	48	1	1	7	0	0	51	1742
2:00 PM	6	1138	492	6	143	1	0	68	0	5	3	0	0	47	1909
3:00 PM	15	1407	540	9	171	0	0	68	0	6	6	0	3	50	2275
4:00 PM	6	1380	522	6	189	6	0	74	0	14	5	0	0	73	2275
5:00 PM	5	1577	495	4	145	4	0	76	1	4	6	0	1	83	2401
6:00 PM	2	1175	413	3	119	0	0	41	0	1	1	0	0	43	1798
7:00 PM	2	801	326	0	102	0	0	28	0	2	2	0	1	33	1297
8:00 PM	0	735	252	0	68	0	0	17	0	2	0	0	0	24	1098
9:00 PM	1	559	223	1	51	1	0	27	0	0	1	0	0	13	877
10:00 PM	0	364	158	0	50	0	0	14	0	1	0	0	0	14	601
11:00 PM	0	255	114	2	27	0	0	3	0	0	0	0	0	6	407
Day Total	78	17381	6647	65	2159	29	1	784	4	52	46	4	9	696	27955
Percent	0.3%	62.2%	23.8%	0.2%	7.7%	0.1%	0.0%	2.8%	0.0%	0.2%	0.2%	0.0%	0.0%	2.5%	
ADT 27955															
AM Peak Volume	11:00 AM	7:00 AM	11:00 AM	11:00 AM	9:00 AM	7:00 AM		7:00 AM	9:00 AM	10:00 AM	11:00 AM	7:00 AM	7:00 AM	7:00 AM	7:00 AM
	10	1122	416	6	140	4		66	1	4	5	2	1	49	1727
PM Peak Volume	3:00 PM	5:00 PM	3:00 PM	3:00 PM	4:00 PM	4:00 PM	1:00 PM	5:00 PM	1:00 PM	4:00 PM	1:00 PM		3:00 PM	5:00 PM	5:00 PM
	15	1577	540	9	189	6	1	76	1	14	7		3	83	2401
<i>Comments:</i>															

LOCATION: 2. Sophia Pkwy to Francisco Dr													QC JOB #: 12004734		
SPECIFIC LOCATION: 0 ft from													DIRECTION: EB/WB		
CITY/STATE: El Dorado Hills, CA													DATE: May 03 2014 - May 09 2014		
Start Time	Motor-cycles	Cars & Trailer	2 Axle Long	Buses	2 Axle 6 Tire	3 Axle Single	4 Axle Single	<5 Axle Double	5 Axle Double	>6 Axle Double	<6 Axle Multi	6 Axle Multi	>6 Axle Multi	Not Classified	Total
Grand Total	646	103740	44397	353	13500	179	6	6709	34	469	276	20	48	4613	174990
Percent	0.4%	59.3%	25.4%	0.2%	7.7%	0.1%	0.0%	3.8%	0.0%	0.3%	0.2%	0.0%	0.0%	2.6%	
ADT 24998															
<i>Comments:</i>															

Report generated on 5/30/2014 3:56 PM

SOURCE: Quality Counts, LLC (<http://www.qualitycounts.net>)



LOCATION: 2. Sophia Pkwy to Francisco Dr SPECIFIC LOCATION: 0 ft from CITY/STATE: El Dorado Hills, CA							QC JOB #: 12004734 DIRECTION: EB DATE: May 03 2014 - May 04 2014			
Start Time	Mon	Tue	Wed	Thu	Fri	Average Weekday Hourly Traffic	Sat 03-May-14	Sun 04-May-14	Average Week Hourly Traffic	Average Week Profile
12:00 AM						0	120	174	147	
1:00 AM						0	75	81	78	
2:00 AM						0	39	49	44	
3:00 AM						0	20	27	24	
4:00 AM						0	27	25	26	
5:00 AM						0	54	43	49	
6:00 AM						0	133	93	113	
7:00 AM						0	291	164	228	
8:00 AM						0	447	268	358	
9:00 AM						0	614	438	526	
10:00 AM						0	720	573	647	
11:00 AM						0	912	673	793	
12:00 PM						0	995	801	898	
1:00 PM						0	1084	859	972	
2:00 PM						0	1010	910	960	
3:00 PM						0	1019	915	967	
4:00 PM						0	1008	942	975	
5:00 PM						0	968	801	885	
6:00 PM						0	826	659	743	
7:00 PM						0	665	570	618	
8:00 PM						0	622	468	545	
9:00 PM						0	521	320	421	
10:00 PM						0	339	185	262	
11:00 PM						0	237	73	155	
Day Total						0	12746	10111	11434	
% Weekday Average										
% Week Average						0.0%	111.5%	88.4%		
AM Peak						12:00 AM	11:00 AM	11:00 AM	11:00 AM	
Volume						0	912	673	793	
PM Peak						12:00 PM	1:00 PM	4:00 PM	4:00 PM	
Volume						0	1084	942	975	
<i>Comments:</i>										

LOCATION: 2. Sophia Pkwy to Francisco Dr SPECIFIC LOCATION: 0 ft from CITY/STATE: El Dorado Hills, CA						QC JOB #: 12004734 DIRECTION: EB DATE: May 05 2014 - May 09 2014				
Start Time	Mon 05-May-14	Tue 06-May-14	Wed 07-May-14	Thu 08-May-14	Fri 09-May-14	Average Weekday Hourly Traffic	Sat	Sun	Average Week Hourly Traffic	Average Week Profile
12:00 AM	51	51	65	61	78	61			61	
1:00 AM	33	19	34	33	25	29			29	
2:00 AM	16	13	21	15	30	19			19	
3:00 AM	10	16	23	16	19	17			17	
4:00 AM	20	26	19	16	21	20			20	
5:00 AM	89	80	73	72	77	78			78	
6:00 AM	291	283	300	279	291	289			289	
7:00 AM	524	541	533	538	535	534			534	
8:00 AM	584	569	606	580	620	592			592	
9:00 AM	459	521	469	501	544	499			499	
10:00 AM	543	536	570	570	601	564			564	
11:00 AM	646	654	699	643	773	683			683	
12:00 PM	774	676	761	681	872	753			753	
1:00 PM	792	790	792	784	972	826			826	
2:00 PM	879	930	983	992	1021	961			961	
3:00 PM	1026	1090	1056	1021	1265	1092			1092	
4:00 PM	1237	1158	1238	1230	1312	1235			1235	
5:00 PM	1310	1331	1261	1363	1387	1330			1330	
6:00 PM	1023	1011	1094	1145	1070	1069			1069	
7:00 PM	783	775	778	778	787	780			780	
8:00 PM	598	658	691	709	722	676			676	
9:00 PM	397	483	488	473	579	484			484	
10:00 PM	197	248	213	302	392	270			270	
11:00 PM	110	116	132	121	283	152			152	
Day Total	12392	12575	12899	12923	14276	13013			13013	
% Weekday Average		96.6%	99.1%	99.3%	109.7%					
% Week Average	108.4%	96.6%	99.1%	99.3%	109.7%	100.0%				
AM Peak Volume	11:00 AM 646	11:00 AM 654	11:00 AM 699	11:00 AM 643	11:00 AM 773	11:00 AM 683			11:00 AM 683	
PM Peak Volume	5:00 PM 1310	5:00 PM 1331	5:00 PM 1261	5:00 PM 1363	5:00 PM 1387	5:00 PM 1330			5:00 PM 1330	
<i>Comments:</i>										

LOCATION: 2. Sophia Pkwy to Francisco Dr
SPECIFIC LOCATION: 0 ft from
CITY/STATE: El Dorado Hills, CA

QC JOB #: 12004734
DIRECTION: EB
DATE: Apr 28 2014 - May 02 2014

Start Time	Mon 28-Apr-14	Tue 29-Apr-14	Wed 30-Apr-14	Thu 01-May-14	Fri 02-May-14	Average Weekday Hourly Traffic		Average Weekday Profile
12:00 AM	51	51	65	61	78	61		
1:00 AM	33	19	34	33	25	29		
2:00 AM	16	13	21	15	30	19		
3:00 AM	10	16	23	16	19	17		
4:00 AM	20	26	19	16	21	20		
5:00 AM	89	80	73	72	77	78		
6:00 AM	291	283	300	279	291	289		
7:00 AM	524	541	533	538	535	534		
8:00 AM	584	569	606	580	620	592		
9:00 AM	459	521	469	501	544	499		
10:00 AM	543	536	570	570	601	564		
11:00 AM	646	654	699	643	773	683		
12:00 PM	774	676	761	681	872	753		
1:00 PM	792	790	792	784	972	826		
2:00 PM	879	930	983	992	1021	961		
3:00 PM	1026	1090	1056	1021	1265	1092		
4:00 PM	1237	1158	1238	1230	1312	1235		
5:00 PM	1310	1331	1261	1363	1387	1330		
6:00 PM	1023	1011	1094	1145	1070	1069		
7:00 PM	783	775	778	778	787	780		
8:00 PM	598	658	691	709	722	676		
9:00 PM	397	483	488	473	579	484		
10:00 PM	197	248	213	302	392	270		
11:00 PM	110	116	132	121	283	152		
Day Total	12392	12575	12899	12923	14276	13013		
% Weekday Average	95.2%	96.6%	99.1%	99.3%	109.7%			
% Week Average								
AM Peak Volume	11:00 AM 646	11:00 AM 654	11:00 AM 699	11:00 AM 643	11:00 AM 773	11:00 AM 683		
PM Peak Volume	5:00 PM 1310	5:00 PM 1331	5:00 PM 1261	5:00 PM 1363	5:00 PM 1387	5:00 PM 1330		

Comments:

SUMMARY - Tube Count - Volume Data (Weekend)

LOCATION: 2. Sophia Pkwy to Francisco Dr SPECIFIC LOCATION: 0 ft from CITY/STATE: El Dorado Hills, CA				QC JOB #: 12004734 DIRECTION: EB DATE: May 03 2014 - May 04 2014		
Start Time			Sat 03-May-14	Sun 04-May-14	Average Weekend Hourly Traffic	Average Weekend Profile
12:00 AM			120	174	147	
1:00 AM			75	81	78	
2:00 AM			39	49	44	
3:00 AM			20	27	24	
4:00 AM			27	25	26	
5:00 AM			54	43	49	
6:00 AM			133	93	113	
7:00 AM			291	164	228	
8:00 AM			447	268	358	
9:00 AM			614	438	526	
10:00 AM			720	573	647	
11:00 AM			912	673	793	
12:00 PM			995	801	898	
1:00 PM			1084	859	972	
2:00 PM			1010	910	960	
3:00 PM			1019	915	967	
4:00 PM			1008	942	975	
5:00 PM			968	801	885	
6:00 PM			826	659	743	
7:00 PM			665	570	618	
8:00 PM			622	468	545	
9:00 PM			521	320	421	
10:00 PM			339	185	262	
11:00 PM			237	73	155	
Day Total			12746	10111	11434	
% Weekday Average						
% Week Average			111.5%	88.4%		
AM Peak Volume			11:00 AM 912	11:00 AM 673	11:00 AM 793	
PM Peak Volume			1:00 PM 1084	4:00 PM 942	4:00 PM 975	
<i>Comments:</i>						

LOCATION: 2. Sophia Pkwy to Francisco Dr
SPECIFIC LOCATION: 0 ft from
CITY/STATE: El Dorado Hills, CA

QC JOB #: 12004734
DIRECTION: EB
DATE: Apr 28 2014 - May 04 2014

Start Time	Mon 28-Apr-14	Tue 29-Apr-14	Wed 30-Apr-14	Thu 01-May-14	Fri 02-May-14	Average Weekday Hourly Traffic	Sat 03-May-14	Sun 04-May-14	Average Week Hourly Traffic	Average Week Profile
12:00 AM	51	51	65	61	78	61	120	174	86	
1:00 AM	33	19	34	33	25	29	75	81	43	
2:00 AM	16	13	21	15	30	19	39	49	26	
3:00 AM	10	16	23	16	19	17	20	27	19	
4:00 AM	20	26	19	16	21	20	27	25	22	
5:00 AM	89	80	73	72	77	78	54	43	70	
6:00 AM	291	283	300	279	291	289	133	93	239	
7:00 AM	524	541	533	538	535	534	291	164	447	
8:00 AM	584	569	606	580	620	592	447	268	525	
9:00 AM	459	521	469	501	544	499	614	438	507	
10:00 AM	543	536	570	570	601	564	720	573	588	
11:00 AM	646	654	699	643	773	683	912	673	714	
12:00 PM	774	676	761	681	872	753	995	801	794	
1:00 PM	792	790	792	784	972	826	1084	859	868	
2:00 PM	879	930	983	992	1021	961	1010	910	961	
3:00 PM	1026	1090	1056	1021	1265	1092	1019	915	1056	
4:00 PM	1237	1158	1238	1230	1312	1235	1008	942	1161	
5:00 PM	1310	1331	1261	1363	1387	1330	968	801	1203	
6:00 PM	1023	1011	1094	1145	1070	1069	826	659	975	
7:00 PM	783	775	778	778	787	780	665	570	734	
8:00 PM	598	658	691	709	722	676	622	468	638	
9:00 PM	397	483	488	473	579	484	521	320	466	
10:00 PM	197	248	213	302	392	270	339	185	268	
11:00 PM	110	116	132	121	283	152	237	73	153	
Day Total	12392	12575	12899	12923	14276	13013	12746	10111	12563	
% Weekday Average	95.2%	96.6%	99.1%	99.3%	109.7%					
% Week Average	98.6%	100.1%	102.7%	102.9%	113.6%	103.6%	101.5%	80.5%		
AM Peak Volume	11:00 AM 646	11:00 AM 654	11:00 AM 699	11:00 AM 643	11:00 AM 773	11:00 AM 683	11:00 AM 912	11:00 AM 673	11:00 AM 714	
PM Peak Volume	5:00 PM 1310	5:00 PM 1331	5:00 PM 1261	5:00 PM 1363	5:00 PM 1387	5:00 PM 1330	1:00 PM 1084	4:00 PM 942	5:00 PM 1203	

Comments:

LOCATION: 2. Sophia Pkwy to Francisco Dr SPECIFIC LOCATION: 0 ft from CITY/STATE: El Dorado Hills, CA														QC JOB #: 12004734 DIRECTION: EB DATE: May 03 2014	
Start Time	Motor-cycles	Cars & Trailer	2 Axle Long	Buses	2 Axle 6 Tire	3 Axle Single	4 Axle Single	<5 Axle Double	5 Axle Double	>6 Axle Double	<6 Axle Multi	6 Axle Multi	>6 Axle Multi	Not Classified	Total
12:00 AM	0	71	35	1	9	0	0	0	0	0	0	0	0	4	120
1:00 AM	0	48	17	0	3	0	0	1	0	0	0	0	0	6	75
2:00 AM	0	19	15	1	4	0	0	0	0	0	0	0	0	0	39
3:00 AM	0	13	5	0	1	0	0	0	0	0	0	0	0	1	20
4:00 AM	0	17	5	0	2	0	0	2	0	0	0	0	0	1	27
5:00 AM	0	32	10	0	5	0	0	6	0	0	0	0	0	1	54
6:00 AM	0	42	49	0	29	1	0	8	0	0	0	0	0	4	133
7:00 AM	0	119	107	2	40	0	0	14	0	0	0	0	0	9	291
8:00 AM	0	163	168	1	68	0	0	25	0	0	1	0	0	21	447
9:00 AM	1	262	218	2	74	0	0	29	1	3	0	0	0	24	614
10:00 AM	1	321	240	0	72	0	0	43	0	7	2	0	0	34	720
11:00 AM	1	434	280	0	82	0	0	75	1	2	0	0	0	37	912
12:00 PM	1	482	324	3	85	0	0	51	0	7	1	0	0	41	995
1:00 PM	2	533	303	0	83	1	0	108	0	7	3	0	1	43	1084
2:00 PM	1	476	317	5	90	0	0	70	0	6	3	1	1	40	1010
3:00 PM	1	492	328	4	69	1	0	79	0	11	4	0	0	30	1019
4:00 PM	0	505	309	7	74	2	0	67	0	5	1	0	1	37	1008
5:00 PM	0	479	301	2	66	1	0	57	0	5	2	0	0	55	968
6:00 PM	0	384	303	0	59	1	0	46	0	6	0	0	1	26	826
7:00 PM	0	323	240	0	47	0	0	31	0	2	1	0	0	21	665
8:00 PM	0	313	224	2	44	0	0	20	0	1	0	0	0	18	622
9:00 PM	0	253	205	0	39	0	0	13	0	1	0	0	0	10	521
10:00 PM	0	156	138	0	25	1	0	11	0	0	0	0	0	8	339
11:00 PM	0	125	83	3	15	0	0	8	0	0	0	0	0	3	237
Day Total	8	6062	4224	33	1085	8	0	764	2	63	18	1	4	474	12746
Percent	0.1%	47.6%	33.1%	0.3%	8.5%	0.1%	0.0%	6.0%	0.0%	0.5%	0.1%	0.0%	0.0%	3.7%	
ADT 12746															
AM Peak	9:00 AM	11:00 AM	11:00 AM	7:00 AM	11:00 AM	6:00 AM		11:00 AM	9:00 AM	10:00 AM	10:00 AM			11:00 AM	11:00 AM
Volume	1	434	280	2	82	1		75	1	7	2			37	912
PM Peak	1:00 PM	1:00 PM	3:00 PM	4:00 PM	2:00 PM	4:00 PM		1:00 PM		3:00 PM	3:00 PM	2:00 PM	1:00 PM	5:00 PM	1:00 PM
Volume	2	533	328	7	90	2		108		11	4	1	1	55	1084
<i>Comments:</i>															

LOCATION: 2. Sophia Pkwy to Francisco Dr SPECIFIC LOCATION: 0 ft from CITY/STATE: El Dorado Hills, CA														QC JOB #: 12004734 DIRECTION: EB DATE: May 04 2014	
Start Time	Motor-cycles	Cars & Trailer	2 Axle Long	Buses	2 Axle 6 Tire	3 Axle Single	4 Axle Single	<5 Axle Double	5 Axle Double	>6 Axle Double	<6 Axle Multi	6 Axle Multi	>6 Axle Multi	Not Classified	Total
12:00 AM	0	92	71	2	6	0	0	0	0	0	0	0	0	3	174
1:00 AM	0	50	27	0	2	0	0	1	0	0	0	0	0	1	81
2:00 AM	0	25	20	0	3	0	0	0	0	0	0	0	0	1	49
3:00 AM	0	11	10	0	4	0	0	0	0	0	0	0	0	2	27
4:00 AM	0	10	8	1	6	0	0	0	0	0	0	0	0	0	25
5:00 AM	0	24	13	0	6	0	0	0	0	0	0	0	0	0	43
6:00 AM	0	40	35	0	14	0	0	0	0	0	1	0	0	3	93
7:00 AM	0	59	72	0	25	0	0	3	0	0	0	0	0	5	164
8:00 AM	0	118	93	1	36	0	0	9	0	0	0	0	0	11	268
9:00 AM	0	194	159	1	46	0	0	14	1	1	0	0	0	22	438
10:00 AM	0	256	212	1	49	1	0	30	0	0	0	0	0	24	573
11:00 AM	1	305	228	0	59	0	0	51	0	2	3	0	0	24	673
12:00 PM	2	407	241	1	63	0	0	47	0	1	2	0	0	37	801
1:00 PM	0	420	277	2	70	0	0	53	0	2	1	0	0	34	859
2:00 PM	0	444	305	3	73	1	0	48	0	3	3	0	1	29	910
3:00 PM	1	404	336	0	82	0	0	52	0	5	2	0	0	33	915
4:00 PM	1	392	348	1	93	1	1	61	0	5	0	0	1	38	942
5:00 PM	1	347	318	2	54	0	0	51	0	2	2	0	0	24	801
6:00 PM	0	252	297	0	58	1	0	21	0	1	2	0	0	27	659
7:00 PM	0	199	278	0	58	0	0	19	0	2	1	0	0	13	570
8:00 PM	0	195	200	0	45	0	0	16	0	2	0	0	0	10	468
9:00 PM	0	154	120	0	36	0	0	7	0	0	0	0	0	3	320
10:00 PM	0	78	82	1	14	0	0	8	0	0	0	0	0	2	185
11:00 PM	0	31	32	0	9	0	0	1	0	0	0	0	0	0	73
Day Total	6	4507	3782	16	911	4	1	492	1	26	17	0	2	346	10111
Percent	0.1%	44.6%	37.4%	0.2%	9.0%	0.0%	0.0%	4.9%	0.0%	0.3%	0.2%	0.0%	0.0%	3.4%	
ADT 10111															
AM Peak Volume	11:00 AM	11:00 AM	11:00 AM	12:00 AM	11:00 AM	10:00 AM		11:00 AM	9:00 AM	11:00 AM	11:00 AM			10:00 AM	11:00 AM
	1	305	228	2	59	1		51	1	2	3			24	673
PM Peak Volume	12:00 PM	2:00 PM	4:00 PM	2:00 PM	4:00 PM	2:00 PM	4:00 PM	4:00 PM		3:00 PM	2:00 PM		2:00 PM	4:00 PM	4:00 PM
	2	444	348	3	93	1	1	61		5	3		1	38	942
<i>Comments:</i>															

LOCATION: 2. Sophia Pkwy to Francisco Dr SPECIFIC LOCATION: 0 ft from CITY/STATE: El Dorado Hills, CA														QC JOB #: 12004734 DIRECTION: EB DATE: May 05 2014	
Start Time	Motor-cycles	Cars & Trailer	2 Axle Long	Buses	2 Axle 6 Tire	3 Axle Single	4 Axle Single	<5 Axle Double	5 Axle Double	>6 Axle Double	<6 Axle Multi	6 Axle Multi	>6 Axle Multi	Not Classified	Total
12:00 AM	0	25	24	0	2	0	0	0	0	0	0	0	0	0	51
1:00 AM	0	14	13	0	4	0	0	0	0	0	0	0	0	2	33
2:00 AM	0	5	9	0	2	0	0	0	0	0	0	0	0	0	16
3:00 AM	0	4	5	0	0	0	0	0	0	0	0	0	0	1	10
4:00 AM	0	3	13	0	4	0	0	0	0	0	0	0	0	0	20
5:00 AM	0	37	37	0	11	0	0	2	0	0	0	0	0	2	89
6:00 AM	0	89	124	0	59	0	0	13	0	0	0	0	0	6	291
7:00 AM	0	183	232	3	66	0	0	26	0	3	2	0	0	9	524
8:00 AM	0	176	249	3	89	0	0	45	0	1	3	0	0	18	584
9:00 AM	0	150	192	4	74	0	0	27	0	0	0	1	0	11	459
10:00 AM	0	228	218	3	60	0	0	19	0	1	1	0	0	13	543
11:00 AM	0	269	261	3	66	0	0	30	0	2	2	0	0	13	646
12:00 PM	0	356	271	2	82	0	0	43	0	4	1	0	0	15	774
1:00 PM	0	362	268	1	83	0	0	47	0	1	2	0	0	28	792
2:00 PM	0	414	249	7	106	2	0	57	0	11	2	0	0	31	879
3:00 PM	0	463	359	1	86	1	0	78	0	5	0	0	0	33	1026
4:00 PM	0	581	386	0	117	1	1	89	0	14	2	0	0	46	1237
5:00 PM	0	629	389	1	127	1	0	111	0	15	1	0	0	36	1310
6:00 PM	1	443	366	1	107	0	0	70	0	8	0	0	0	27	1023
7:00 PM	0	346	321	0	60	0	0	41	0	1	0	0	0	14	783
8:00 PM	0	307	218	0	43	0	0	19	0	0	0	0	0	11	598
9:00 PM	0	212	136	0	37	0	0	6	0	0	0	0	0	6	397
10:00 PM	0	129	52	0	13	0	0	2	0	0	0	0	0	1	197
11:00 PM	0	71	26	0	10	0	0	3	0	0	0	0	0	0	110
Day Total	1	5496	4418	29	1308	5	1	728	0	66	16	1	0	323	12392
Percent	0.0%	44.4%	35.7%	0.2%	10.6%	0.0%	0.0%	5.9%	0.0%	0.5%	0.1%	0.0%	0.0%	2.6%	
ADT 12392															
AM Peak Volume		11:00 AM	11:00 AM	9:00 AM	8:00 AM			8:00 AM		7:00 AM	8:00 AM	9:00 AM		8:00 AM	11:00 AM
		269	261	4	89			45		3	3	1		18	646
PM Peak Volume	6:00 PM	5:00 PM	5:00 PM	2:00 PM	5:00 PM	2:00 PM	4:00 PM	5:00 PM		5:00 PM	1:00 PM			4:00 PM	5:00 PM
	1	629	389	7	127	2	1	111		15	2			46	1310
<i>Comments:</i>															

LOCATION: 2. Sophia Pkwy to Francisco Dr SPECIFIC LOCATION: 0 ft from CITY/STATE: El Dorado Hills, CA														QC JOB #: 12004734 DIRECTION: EB DATE: May 06 2014	
Start Time	Motor-cycles	Cars & Trailer	2 Axle Long	Buses	2 Axle 6 Tire	3 Axle Single	4 Axle Single	<5 Axle Double	5 Axle Double	>6 Axle Double	<6 Axle Multi	6 Axle Multi	>6 Axle Multi	Not Classified	Total
12:00 AM	0	28	19	0	4	0	0	0	0	0	0	0	0	0	51
1:00 AM	0	10	7	0	2	0	0	0	0	0	0	0	0	0	19
2:00 AM	0	5	4	1	3	0	0	0	0	0	0	0	0	0	13
3:00 AM	0	9	5	0	0	0	0	0	0	0	0	0	0	2	16
4:00 AM	0	12	9	0	5	0	0	0	0	0	0	0	0	0	26
5:00 AM	0	41	24	0	10	0	0	1	0	0	0	0	0	4	80
6:00 AM	0	114	96	2	47	0	1	15	0	1	1	0	1	5	283
7:00 AM	0	243	178	1	74	0	0	30	0	1	1	1	0	12	541
8:00 AM	0	221	199	2	89	0	0	38	0	1	3	0	0	16	569
9:00 AM	1	222	181	0	72	0	0	27	0	0	0	0	0	18	521
10:00 AM	0	244	176	1	69	1	0	23	0	0	1	0	2	19	536
11:00 AM	0	322	202	3	70	0	0	35	1	1	0	0	1	19	654
12:00 PM	0	297	246	3	72	1	0	27	0	2	3	0	0	25	676
1:00 PM	0	410	233	1	72	0	0	51	0	5	0	0	0	18	790
2:00 PM	0	459	280	2	87	0	0	59	0	5	2	1	0	35	930
3:00 PM	0	526	339	3	102	1	0	73	0	3	3	0	1	39	1090
4:00 PM	0	556	358	3	109	2	0	81	1	4	2	1	1	40	1158
5:00 PM	0	692	315	2	115	1	0	114	0	15	0	0	0	77	1331
6:00 PM	0	553	253	0	85	0	0	78	1	5	2	0	0	34	1011
7:00 PM	0	428	220	0	67	0	0	37	0	3	1	0	0	19	775
8:00 PM	0	372	177	1	45	0	0	32	0	5	2	0	0	24	658
9:00 PM	0	273	144	0	44	0	0	12	0	0	0	0	0	10	483
10:00 PM	0	152	59	0	27	0	0	2	0	0	0	0	0	8	248
11:00 PM	0	80	27	0	6	1	0	0	0	0	0	0	0	2	116
Day Total	1	6269	3751	25	1276	7	1	735	3	51	21	3	6	426	12575
Percent	0.0%	49.9%	29.8%	0.2%	10.1%	0.1%	0.0%	5.8%	0.0%	0.4%	0.2%	0.0%	0.0%	3.4%	
ADT 12575															
AM Peak Volume	9:00 AM	11:00 AM	11:00 AM	11:00 AM	8:00 AM	10:00 AM	6:00 AM	8:00 AM	11:00 AM	6:00 AM	8:00 AM	7:00 AM	10:00 AM	10:00 AM	11:00 AM
PM Peak Volume		5:00 PM	4:00 PM	12:00 PM	5:00 PM	4:00 PM		5:00 PM	4:00 PM	5:00 PM	12:00 PM	2:00 PM	3:00 PM	5:00 PM	5:00 PM
	1	322	202	3	89	1	1	38	1	1	3	1	2	19	654
		692	358	3	115	2		114	1	15	3	1	1	77	1331
<i>Comments:</i>															

LOCATION: 2. Sophia Pkwy to Francisco Dr SPECIFIC LOCATION: 0 ft from CITY/STATE: El Dorado Hills, CA														QC JOB #: 12004734 DIRECTION: EB DATE: May 07 2014	
Start Time	Motor-cycles	Cars & Trailer	2 Axle Long	Buses	2 Axle 6 Tire	3 Axle Single	4 Axle Single	<5 Axle Double	5 Axle Double	>6 Axle Double	<6 Axle Multi	6 Axle Multi	>6 Axle Multi	Not Classified	Total
12:00 AM	0	47	17	0	1	0	0	0	0	0	0	0	0	0	65
1:00 AM	1	19	7	0	5	0	0	1	0	0	0	0	0	1	34
2:00 AM	0	12	5	1	3	0	0	0	0	0	0	0	0	0	21
3:00 AM	0	10	9	0	3	0	0	0	0	0	0	0	0	1	23
4:00 AM	0	13	4	0	2	0	0	0	0	0	0	0	0	0	19
5:00 AM	0	36	21	0	11	0	0	1	0	0	0	0	0	4	73
6:00 AM	0	123	93	0	55	0	0	21	0	0	0	0	0	8	300
7:00 AM	0	226	175	3	67	0	0	41	0	1	0	1	0	19	533
8:00 AM	0	253	212	1	80	2	0	39	0	1	1	0	0	17	606
9:00 AM	0	196	170	5	65	1	0	19	0	2	0	0	0	11	469
10:00 AM	0	267	190	0	65	0	0	28	0	1	1	0	0	18	570
11:00 AM	0	322	218	4	84	1	0	42	0	3	0	0	0	25	699
12:00 PM	0	361	251	3	81	1	0	39	0	5	1	0	0	19	761
1:00 PM	0	386	245	4	76	1	0	51	0	3	0	0	0	26	792
2:00 PM	1	520	282	1	85	0	0	58	0	3	1	0	0	32	983
3:00 PM	0	527	319	5	100	0	0	71	1	6	1	0	0	26	1056
4:00 PM	0	646	326	0	106	2	0	91	0	10	1	0	0	56	1238
5:00 PM	0	647	340	0	108	0	0	108	0	11	2	0	0	45	1261
6:00 PM	0	546	325	1	93	3	0	78	0	6	3	0	0	39	1094
7:00 PM	0	382	252	1	76	2	0	46	0	1	1	0	0	17	778
8:00 PM	0	350	213	0	53	0	0	48	0	3	1	0	0	23	691
9:00 PM	0	277	144	0	38	0	0	19	0	0	0	0	0	10	488
10:00 PM	0	130	59	0	16	0	0	6	0	0	0	0	0	2	213
11:00 PM	0	82	36	0	10	0	0	1	0	0	0	0	0	3	132
Day Total	2	6378	3913	29	1283	13	0	808	1	56	13	1	0	402	12899
Percent	0.0%	49.4%	30.3%	0.2%	9.9%	0.1%	0.0%	6.3%	0.0%	0.4%	0.1%	0.0%	0.0%	3.1%	
ADT 12899															
AM Peak	1:00 AM	11:00 AM	11:00 AM	9:00 AM	11:00 AM	8:00 AM		11:00 AM		11:00 AM	8:00 AM	7:00 AM		11:00 AM	11:00 AM
Volume	1	322	218	5	84	2		42		3	1	1		25	699
PM Peak	2:00 PM	5:00 PM	5:00 PM	3:00 PM	5:00 PM	6:00 PM		5:00 PM	3:00 PM	5:00 PM	6:00 PM			4:00 PM	5:00 PM
Volume	1	647	340	5	108	3		108	1	11	3			56	1261
<i>Comments:</i>															

LOCATION: 2. Sophia Pkwy to Francisco Dr SPECIFIC LOCATION: 0 ft from CITY/STATE: El Dorado Hills, CA														QC JOB #: 12004734 DIRECTION: EB DATE: May 08 2014	
Start Time	Motor-cycles	Cars & Trailer	2 Axle Long	Buses	2 Axle 6 Tire	3 Axle Single	4 Axle Single	<5 Axle Double	5 Axle Double	>6 Axle Double	<6 Axle Multi	6 Axle Multi	>6 Axle Multi	Not Classified	Total
12:00 AM	0	35	18	0	7	0	0	0	0	0	0	0	0	1	61
1:00 AM	0	18	10	0	3	0	0	0	0	0	0	0	0	2	33
2:00 AM	0	8	6	1	0	0	0	0	0	0	0	0	0	0	15
3:00 AM	0	5	8	0	2	0	0	0	0	0	0	0	0	1	16
4:00 AM	0	5	9	1	1	0	0	0	0	0	0	0	0	0	16
5:00 AM	0	30	23	0	9	1	0	2	0	0	0	0	0	7	72
6:00 AM	0	126	76	1	51	0	0	16	0	0	0	0	0	9	279
7:00 AM	0	238	187	1	50	0	0	42	0	3	0	0	0	17	538
8:00 AM	0	249	189	4	76	1	0	40	0	5	0	0	1	15	580
9:00 AM	0	200	172	4	82	0	0	26	0	1	2	0	0	14	501
10:00 AM	0	285	177	3	56	1	0	30	0	1	0	0	0	17	570
11:00 AM	0	302	218	2	69	1	0	31	0	2	0	0	0	18	643
12:00 PM	0	302	242	0	80	0	0	35	0	1	2	0	0	19	681
1:00 PM	0	369	242	1	94	0	0	55	0	3	0	0	0	20	784
2:00 PM	0	460	336	2	88	1	0	70	0	3	3	0	0	29	992
3:00 PM	0	480	307	3	115	1	0	67	0	12	4	0	1	31	1021
4:00 PM	0	579	362	0	125	4	0	93	1	14	3	0	0	49	1230
5:00 PM	2	685	412	1	109	2	0	95	0	7	4	0	0	46	1363
6:00 PM	0	667	313	0	104	1	0	31	0	3	0	0	0	26	1145
7:00 PM	0	422	254	0	55	1	0	25	0	2	0	0	0	19	778
8:00 PM	0	418	210	0	59	0	0	9	0	1	0	0	0	12	709
9:00 PM	0	282	151	0	32	0	0	3	0	0	0	0	0	5	473
10:00 PM	0	186	89	0	22	0	0	1	0	0	0	0	0	4	302
11:00 PM	0	82	30	0	7	0	0	1	0	0	0	0	0	1	121
Day Total	2	6433	4041	24	1296	14	0	672	1	58	18	0	2	362	12923
Percent	0.0%	49.8%	31.3%	0.2%	10.0%	0.1%	0.0%	5.2%	0.0%	0.4%	0.1%	0.0%	0.0%	2.8%	
ADT 12923															
AM Peak Volume		11:00 AM	11:00 AM	8:00 AM	9:00 AM	5:00 AM		7:00 AM		8:00 AM	9:00 AM		8:00 AM	11:00 AM	11:00 AM
		302	218	4	82	1		42		5	2		1	18	643
PM Peak Volume	5:00 PM	5:00 PM	5:00 PM	3:00 PM	4:00 PM	4:00 PM		5:00 PM	4:00 PM	4:00 PM	3:00 PM		3:00 PM	4:00 PM	5:00 PM
	2	685	412	3	125	4		95	1	14	4		1	49	1363
<i>Comments:</i>															

LOCATION: 2. Sophia Pkwy to Francisco Dr SPECIFIC LOCATION: 0 ft from CITY/STATE: El Dorado Hills, CA														QC JOB #: 12004734 DIRECTION: EB DATE: May 09 2014	
Start Time	Motor-cycles	Cars & Trailer	2 Axle Long	Buses	2 Axle 6 Tire	3 Axle Single	4 Axle Single	<5 Axle Double	5 Axle Double	>6 Axle Double	<6 Axle Multi	6 Axle Multi	>6 Axle Multi	Not Classified	Total
12:00 AM	0	43	23	0	10	0	0	0	0	0	0	0	0	2	78
1:00 AM	0	12	5	1	5	0	0	0	0	0	0	0	0	2	25
2:00 AM	0	12	13	0	4	0	0	0	0	0	0	0	0	1	30
3:00 AM	0	9	9	0	0	0	0	0	0	0	0	0	0	1	19
4:00 AM	0	10	8	0	2	0	0	1	0	0	0	0	0	0	21
5:00 AM	0	32	29	0	12	0	0	2	0	0	0	0	0	2	77
6:00 AM	0	121	99	1	52	0	0	10	0	0	0	0	0	8	291
7:00 AM	0	267	166	2	56	0	0	23	0	0	2	0	1	18	535
8:00 AM	0	302	204	2	77	0	0	19	0	2	1	0	0	13	620
9:00 AM	0	272	145	3	90	0	0	19	0	1	0	0	0	14	544
10:00 AM	0	306	196	3	61	0	0	17	0	2	0	0	0	16	601
11:00 AM	2	389	230	5	88	2	0	31	0	1	2	0	0	23	773
12:00 PM	0	473	261	5	82	0	0	24	0	1	1	0	1	24	872
1:00 PM	1	542	275	3	93	1	0	21	1	1	4	0	0	30	972
2:00 PM	0	562	299	3	87	1	0	39	0	3	3	0	0	24	1021
3:00 PM	0	735	338	6	108	0	0	44	0	3	4	0	1	26	1265
4:00 PM	1	729	346	1	135	0	0	48	0	8	4	0	0	40	1312
5:00 PM	0	858	324	1	93	2	0	46	1	3	3	0	1	55	1387
6:00 PM	0	645	284	1	87	0	0	27	0	1	1	0	0	24	1070
7:00 PM	0	430	238	0	73	0	0	23	0	2	2	0	0	19	787
8:00 PM	0	439	198	0	54	0	0	13	0	2	0	0	0	16	722
9:00 PM	0	328	179	0	34	1	0	24	0	0	0	0	0	13	579
10:00 PM	0	211	122	0	41	0	0	9	0	1	0	0	0	8	392
11:00 PM	0	153	98	2	24	0	0	2	0	0	0	0	0	4	283
Day Total	4	7880	4089	39	1368	7	0	442	2	31	27	0	4	383	14276
Percent	0.0%	55.2%	28.6%	0.3%	9.6%	0.0%	0.0%	3.1%	0.0%	0.2%	0.2%	0.0%	0.0%	2.7%	
ADT 14276															
AM Peak	11:00 AM	11:00 AM	11:00 AM	11:00 AM	9:00 AM	11:00 AM		11:00 AM		8:00 AM	7:00 AM		7:00 AM	11:00 AM	11:00 AM
Volume	2	389	230	5	90	2		31		2	2		1	23	773
PM Peak	1:00 PM	5:00 PM	4:00 PM	3:00 PM	4:00 PM	5:00 PM		4:00 PM	1:00 PM	4:00 PM	1:00 PM		12:00 PM	5:00 PM	5:00 PM
Volume	1	858	346	6	135	2		48	1	8	4		1	55	1387
<i>Comments:</i>															

LOCATION: 2. Sophia Pkwy to Francisco Dr													QC JOB #: 12004734		
SPECIFIC LOCATION: 0 ft from													DIRECTION: EB		
CITY/STATE: El Dorado Hills, CA													DATE: May 03 2014 - May 09 2014		
Start Time	Motor-cycles	Cars & Trailer	2 Axle Long	Buses	2 Axle 6 Tire	3 Axle Single	4 Axle Single	<5 Axle Double	5 Axle Double	>6 Axle Double	<6 Axle Multi	6 Axle Multi	>6 Axle Multi	Not Classified	Total
Grand Total	24	43025	28218	195	8527	58	3	4641	10	351	130	6	18	2716	87922
Percent	0.0%	48.9%	32.1%	0.2%	9.7%	0.1%	0.0%	5.3%	0.0%	0.4%	0.1%	0.0%	0.0%	3.1%	
ADT 12560															
<i>Comments:</i>															

Report generated on 5/30/2014 3:56 PM

SOURCE: Quality Counts, LLC (<http://www.qualitycounts.net>)



LOCATION: 2. Sophia Pkwy to Francisco Dr SPECIFIC LOCATION: 0 ft from CITY/STATE: El Dorado Hills, CA															QC JOB #: 12004734 DIRECTION: WB DATE: May 03 2014		
Start Time	15	16 20	21 25	26 30	31 35	36 40	41 45	46 50	51 55	56 60	61 65	66 70	71 75	76 999	Total	Pace Speed	Number in Pace
12:00 AM	1	0	0	0	0	0	1	1	12	1	1	0	0	0	17	46-55	13
12:15 AM	1	0	0	0	0	0	0	4	6	10	1	0	0	0	22	51-60	16
12:30 AM	0	0	0	0	0	0	0	2	4	3	1	0	0	0	10	52-61	6
12:45 AM	0	0	0	0	0	0	1	4	4	2	2	0	0	0	13	46-55	8
1:00 AM	0	0	0	0	0	0	0	3	3	5	2	1	0	0	14	51-60	8
1:15 AM	0	0	0	0	0	0	0	2	2	3	0	1	0	0	8	53-62	4
1:30 AM	0	0	0	0	0	0	2	4	1	3	1	1	0	0	12	41-50	6
1:45 AM	0	0	0	0	0	0	0	2	5	1	1	1	0	0	10	46-55	7
2:00 AM	0	0	0	0	0	0	0	0	4	0	0	0	0	0	4	46-55	4
2:15 AM	0	0	0	0	0	0	0	4	0	0	0	0	0	0	4	41-50	4
2:30 AM	0	0	0	0	1	0	0	0	1	1	0	0	0	0	3	51-60	2
2:45 AM	0	0	0	0	0	0	1	0	2	1	0	0	0	0	4	51-60	3
3:00 AM	0	0	0	0	0	0	0	0	1	2	1	0	0	0	4	56-65	3
3:15 AM	0	0	0	0	0	0	0	0	1	2	0	0	1	0	4	51-60	3
3:30 AM	1	0	0	0	0	0	0	1	1	2	2	0	0	0	7	56-65	4
3:45 AM	1	0	0	0	0	0	0	1	2	0	0	1	0	0	5	46-55	3
4:00 AM	0	0	0	0	0	0	0	1	2	2	2	0	0	0	7	56-65	4
4:15 AM	0	0	0	0	0	0	0	1	3	2	1	0	0	0	7	51-60	5
4:30 AM	2	0	0	0	0	0	0	2	4	6	1	0	0	0	15	52-61	9
4:45 AM	2	0	0	0	0	0	1	1	2	2	3	1	0	0	12	60-69	4
5:00 AM	0	0	0	0	0	0	0	1	2	2	5	2	0	0	12	61-70	7
5:15 AM	4	0	0	0	0	0	0	0	6	4	6	2	1	0	23	53-62	10
5:30 AM	3	0	0	0	0	0	2	1	11	9	6	3	2	0	37	51-60	19
5:45 AM	0	0	0	0	0	0	0	5	10	14	3	6	1	0	39	51-60	23
Day Total																	
Percent																	
AM Peak Volume																	
PM Peak Volume																	
Comments:																	

LOCATION: 2. Sophia Pkwy to Francisco Dr SPECIFIC LOCATION: 0 ft from CITY/STATE: El Dorado Hills, CA															QC JOB #: 12004734 DIRECTION: WB DATE: May 03 2014		
Start Time	1 15	16 20	21 25	26 30	31 35	36 40	41 45	46 50	51 55	56 60	61 65	66 70	71 75	76 999	Total	Pace Speed	Number in Pace
6:00 AM	0	0	0	0	0	0	0	2	7	20	12	3	1	0	45	56-65	31
6:15 AM	2	0	0	0	0	0	1	3	13	23	31	5	0	0	78	56-65	54
6:30 AM	3	0	0	1	1	1	1	5	15	29	14	8	2	1	81	55-64	43
6:45 AM	3	0	0	0	1	0	1	0	15	32	18	9	1	2	82	56-65	49
7:00 AM	8	0	0	1	0	0	1	11	22	29	28	10	1	1	112	56-65	56
7:15 AM	8	0	0	0	0	0	0	10	27	36	24	6	4	0	115	51-60	63
7:30 AM	7	0	1	1	0	1	5	16	36	32	21	6	0	1	127	51-60	68
7:45 AM	4	0	0	1	0	1	1	16	66	54	9	4	0	0	156	51-60	120
8:00 AM	6	0	0	0	0	0	2	9	51	40	23	5	0	0	136	51-60	91
8:15 AM	2	0	0	0	1	0	8	42	64	41	8	0	0	0	166	46-55	106
8:30 AM	10	0	0	1	0	0	8	42	79	58	10	1	1	0	210	51-60	137
8:45 AM	5	0	0	1	2	1	15	42	97	52	2	3	0	0	220	51-60	148
9:00 AM	4	0	2	2	2	4	9	35	82	55	24	1	0	0	220	51-60	137
9:15 AM	11	0	1	0	2	3	15	78	78	53	12	3	0	0	256	46-55	156
9:30 AM	10	0	2	0	0	30	56	69	61	29	1	1	0	0	259	46-55	129
9:45 AM	10	0	1	1	1	0	12	62	104	65	9	0	0	0	265	51-60	169
10:00 AM	9	0	1	1	0	1	16	58	112	40	16	0	0	0	254	46-55	170
10:15 AM	5	0	2	0	1	2	21	67	87	46	7	0	0	0	238	46-55	154
10:30 AM	8	0	4	0	2	3	10	62	132	52	5	3	0	0	281	46-55	193
10:45 AM	4	0	1	0	1	2	16	82	80	38	20	0	0	0	244	46-55	162
11:00 AM	8	0	4	0	1	8	40	74	77	46	1	1	0	0	260	46-55	151
11:15 AM	9	0	3	1	1	13	18	87	79	31	4	0	0	0	246	46-55	166
11:30 AM	8	0	1	0	4	4	21	102	80	43	5	0	0	0	268	46-55	182
11:45 AM	13	0	3	2	0	2	6	68	89	62	10	4	0	0	259	46-55	157
Day Total																	
Percent																	
AM Peak																	
Volume																	
PM Peak																	
Volume																	
Comments:																	

LOCATION: 2. Sophia Pkwy to Francisco Dr SPECIFIC LOCATION: 0 ft from CITY/STATE: El Dorado Hills, CA															QC JOB #: 12004734 DIRECTION: WB DATE: May 03 2014		
Start Time	15	16	21	26	31	36	41	46	51	56	61	66	71	76	Total	Pace Speed	Number in Pace
	15	20	25	30	35	40	45	50	55	60	65	70	75	999			
12:00 PM	7	0	6	3	7	13	39	87	94	27	13	1	0	0	297	46-55	181
12:15 PM	19	0	3	2	2	5	35	58	77	39	10	0	0	0	250	46-55	135
12:30 PM	6	0	1	1	0	5	23	63	96	52	8	5	0	0	260	46-55	158
12:45 PM	8	1	5	0	0	4	19	74	82	34	8	0	0	0	235	46-55	156
1:00 PM	14	0	1	0	3	3	37	73	62	38	7	2	0	0	240	46-55	135
1:15 PM	2	0	0	0	1	1	18	71	88	51	9	0	0	0	241	46-55	159
1:30 PM	7	0	3	0	0	6	16	65	91	51	14	3	1	0	257	46-55	155
1:45 PM	8	1	3	3	0	0	19	69	101	47	8	0	0	0	259	46-55	169
2:00 PM	10	0	0	0	0	0	7	31	69	53	10	3	0	0	183	51-60	121
2:15 PM	7	1	0	1	1	5	29	55	65	43	6	1	0	0	214	46-55	120
2:30 PM	16	3	1	0	0	7	13	51	63	37	14	3	0	0	208	46-55	113
2:45 PM	10	0	1	3	1	0	8	42	80	54	14	4	1	0	218	51-60	134
3:00 PM	17	1	5	0	1	0	16	53	96	36	3	1	0	0	229	46-55	148
3:15 PM	17	0	0	4	1	5	8	51	79	37	13	0	0	0	215	46-55	130
3:30 PM	9	0	1	0	1	1	8	42	90	53	10	3	0	0	218	51-60	143
3:45 PM	12	0	2	0	0	0	13	66	81	41	8	0	0	0	223	46-55	146
4:00 PM	8	0	0	0	0	8	15	68	86	55	8	2	0	0	250	46-55	153
4:15 PM	13	0	1	1	4	4	13	69	101	34	12	1	0	0	253	46-55	169
4:30 PM	7	0	0	2	0	1	15	47	86	53	15	2	0	0	228	51-60	139
4:45 PM	5	0	0	0	0	1	11	58	88	38	10	4	0	0	215	46-55	146
5:00 PM	6	0	0	0	3	1	13	48	70	50	15	3	0	0	209	51-60	120
5:15 PM	7	0	0	0	0	0	19	30	78	64	15	2	2	0	217	51-60	142
5:30 PM	8	0	0	0	0	3	4	52	97	49	13	4	1	0	231	46-55	149
5:45 PM	4	0	0	0	0	0	18	28	84	66	12	4	0	0	216	51-60	149
Day Total																	
Percent																	
AM Peak Volume																	
PM Peak Volume																	
Comments:																	

LOCATION: 2. Sophia Pkwy to Francisco Dr SPECIFIC LOCATION: 0 ft from CITY/STATE: El Dorado Hills, CA															QC JOB #: 12004734 DIRECTION: WB DATE: May 03 2014			
Start Time	1 15	16 20	21 25	26 30	31 35	36 40	41 45	46 50	51 55	56 60	61 65	66 70	71 75	76 999	Total	Pace Speed	Number in Pace	
6:00 PM	3	0	0	0	0	2	20	39	56	61	10	0	0	0	191	51-60	116	
6:15 PM	6	0	0	2	0	0	9	42	63	41	10	2	1	0	176	50-59	104	
6:30 PM	5	0	0	0	0	3	19	29	59	35	3	1	0	0	154	51-60	94	
6:45 PM	5	0	0	0	0	3	10	36	48	20	1	0	0	0	123	46-55	83	
7:00 PM	3	0	0	1	0	1	8	24	52	32	14	2	0	0	137	51-60	84	
7:15 PM	5	0	0	0	0	0	1	19	53	41	10	0	1	0	130	51-60	93	
7:30 PM	2	0	0	0	0	0	5	25	45	28	9	2	0	0	116	51-60	72	
7:45 PM	9	0	0	0	0	0	3	18	47	31	6	3	0	0	117	51-60	77	
8:00 PM	3	0	0	0	1	0	2	24	40	30	5	0	0	0	105	51-60	70	
8:15 PM	0	0	0	1	3	2	2	15	34	24	5	1	0	0	87	51-60	57	
8:30 PM	0	0	0	0	1	0	6	13	44	25	2	0	0	0	91	51-60	69	
8:45 PM	2	0	0	1	0	1	5	16	33	20	7	0	0	0	85	51-60	53	
9:00 PM	5	0	0	0	0	0	3	28	45	17	9	1	0	0	108	46-55	73	
9:15 PM	1	0	0	0	0	2	8	21	30	11	2	1	0	0	76	46-55	51	
9:30 PM	1	0	0	0	0	0	1	11	29	17	6	3	0	0	68	51-60	46	
9:45 PM	0	0	0	0	0	0	1	14	24	13	3	0	0	0	55	50-59	37	
10:00 PM	5	0	0	0	0	1	1	12	33	11	5	0	0	0	68	46-55	45	
10:15 PM	0	0	0	0	0	0	3	12	19	17	3	6	0	0	60	51-60	36	
10:30 PM	1	0	0	0	0	0	2	7	25	12	5	0	0	0	52	51-60	37	
10:45 PM	4	0	0	0	0	0	3	13	18	14	2	2	0	0	56	51-60	31	
11:00 PM	2	0	0	0	0	0	3	13	24	8	0	0	0	0	50	46-55	36	
11:15 PM	0	0	0	0	0	0	1	12	20	9	0	1	0	0	43	46-55	32	
11:30 PM	0	0	0	0	0	0	1	10	9	8	1	2	0	0	31	46-55	19	
11:45 PM	0	0	0	0	0	0	1	6	12	8	1	1	0	0	29	51-60	20	
Day Total	461	7	59	38	51	164	825	2892	4508	2718	727	168	22	5	12645	46-55	7400	
Percent	3.6%	0.1%	0.5%	0.3%	0.4%	1.3%	6.5%	22.9%	35.7%	21.5%	5.7%	1.3%	0.2%	0.0%				
ADT 12645																		
AM Peak	11:45 AM 10:30 AM 9:00 AM 11:30 AM 9:30 AM 9:30 AM 11:30 AM 10:30 AM 9:45 AM 6:15 AM 7:00 AM 7:15 AM 6:45 AM															10:30 AM		
Volume	13		4	2	4	30	56	102	132	65	31	10	4	2	281			
PM Peak	12:15 PM 2:30 PM 12:00 PM 3:15 PM 12:00 PM 12:00 PM 12:00 PM 12:00 PM 1:45 PM 5:45 PM 4:30 PM 10:15 PM 5:15 PM															12:00 PM		
Volume	19	3	6	4	7	13	39	87	101	66	15	6	2		297			
<i>Comments:</i>																		

LOCATION: 2. Sophia Pkwy to Francisco Dr SPECIFIC LOCATION: 0 ft from CITY/STATE: El Dorado Hills, CA															QC JOB #: 12004734 DIRECTION: WB DATE: May 04 2014		
Start Time	15	20	25	30	35	40	45	50	55	60	65	70	75	999	Total	Pace Speed	Number in Pace
12:00 AM	0	0	0	0	0	0	0	5	7	4	0	0	0	0	16	51-60	11
12:15 AM	0	0	0	0	0	0	0	6	10	5	3	2	0	0	26	46-55	16
12:30 AM	0	0	0	0	0	0	0	1	6	3	1	0	0	0	11	51-60	9
12:45 AM	0	0	0	0	0	0	0	5	6	3	1	0	0	0	15	48-57	10
1:00 AM	2	0	0	0	0	0	0	1	7	6	5	0	0	0	21	53-62	12
1:15 AM	0	0	0	0	0	0	0	3	6	1	1	0	1	0	12	48-57	8
1:30 AM	2	0	0	0	0	0	0	3	5	3	1	0	0	0	14	46-55	8
1:45 AM	0	0	0	1	1	0	0	4	11	4	1	1	0	0	23	51-60	15
2:00 AM	0	0	0	0	0	0	0	1	4	4	0	0	0	0	9	51-60	8
2:15 AM	0	0	0	0	0	0	1	3	5	0	1	1	0	0	11	46-55	8
2:30 AM	1	0	0	0	0	0	0	1	4	2	2	0	0	0	10	51-60	6
2:45 AM	0	0	0	0	0	0	0	0	3	4	0	0	0	0	7	51-60	7
3:00 AM	0	0	0	0	0	0	0	2	1	0	1	0	0	0	4	46-55	3
3:15 AM	0	0	0	0	0	0	0	1	2	1	1	0	0	0	5	51-60	3
3:30 AM	1	0	0	0	0	0	0	0	1	2	1	0	0	0	5	56-65	3
3:45 AM	0	0	0	0	0	0	1	2	0	1	0	0	1	0	5	41-50	3
4:00 AM	0	0	0	0	0	0	0	0	0	0	1	2	0	0	3	61-70	3
4:15 AM	0	0	0	0	0	0	0	1	0	1	1	0	0	0	3	56-65	2
4:30 AM	0	0	0	0	0	0	0	0	4	4	1	0	0	0	9	51-60	8
4:45 AM	3	0	0	0	0	0	1	0	4	5	2	0	1	0	16	51-60	9
5:00 AM	0	0	0	0	0	0	0	0	3	1	1	1	1	0	7	51-60	4
5:15 AM	2	0	0	0	0	0	1	1	7	9	2	0	0	0	22	51-60	16
5:30 AM	2	0	0	0	0	0	1	2	3	8	6	3	1	1	27	56-65	13
5:45 AM	0	0	0	0	0	0	0	2	4	14	6	3	0	0	29	56-65	20
Day Total																	
Percent																	
AM Peak Volume																	
PM Peak Volume																	
Comments:																	

LOCATION: 2. Sophia Pkwy to Francisco Dr SPECIFIC LOCATION: 0 ft from CITY/STATE: El Dorado Hills, CA															QC JOB #: 12004734 DIRECTION: WB DATE: May 04 2014		
Start Time	15	20	25	30	35	40	45	50	55	60	65	70	75	999	Total	Pace Speed	Number in Pace
6:00 AM	5	0	0	0	0	0	1	2	5	10	9	7	4	2	45	56-65	19
6:15 AM	4	0	0	0	0	0	0	0	7	10	10	6	2	1	40	56-65	20
6:30 AM	1	0	0	0	0	0	0	6	7	18	18	6	1	0	57	56-65	36
6:45 AM	3	0	0	0	0	0	0	3	15	19	16	7	0	1	64	56-65	35
7:00 AM	2	0	0	0	0	1	3	2	15	20	20	7	2	0	72	56-65	40
7:15 AM	2	0	0	0	0	0	0	2	20	42	20	8	0	0	94	51-60	62
7:30 AM	3	0	0	0	0	0	0	6	16	29	22	4	0	0	80	56-65	51
7:45 AM	3	0	0	0	0	0	0	7	42	32	28	1	1	0	114	51-60	74
8:00 AM	4	0	0	0	0	0	1	18	32	21	20	6	1	0	103	51-60	53
8:15 AM	5	0	0	1	0	0	5	14	39	45	23	1	0	0	133	51-60	84
8:30 AM	7	0	0	0	0	0	2	31	47	46	15	4	0	0	152	51-60	92
8:45 AM	4	0	0	0	0	0	10	32	51	66	15	1	0	0	179	51-60	116
9:00 AM	4	0	1	1	0	0	8	29	75	45	20	3	1	0	187	51-60	120
9:15 AM	6	0	1	0	0	1	1	44	60	32	19	6	0	0	170	46-55	104
9:30 AM	6	0	1	0	1	2	10	32	87	61	12	4	0	0	216	51-60	147
9:45 AM	4	0	4	1	0	2	11	38	56	53	16	1	0	0	186	51-60	108
10:00 AM	3	0	3	3	0	0	5	33	61	62	17	4	0	0	191	51-60	123
10:15 AM	4	0	1	2	0	0	2	31	77	63	15	4	0	0	199	51-60	140
10:30 AM	3	0	1	1	0	2	8	56	73	48	14	3	0	0	209	46-55	129
10:45 AM	10	0	0	1	2	1	4	33	92	75	11	0	1	0	230	51-60	167
11:00 AM	8	0	0	1	1	7	14	49	84	53	22	2	0	0	241	51-60	137
11:15 AM	8	0	2	0	1	0	8	41	92	69	11	3	0	0	235	51-60	161
11:30 AM	7	0	0	1	1	1	9	39	83	52	10	2	0	0	205	51-60	135
11:45 AM	12	0	0	4	2	1	5	27	108	55	18	2	0	0	234	51-60	163
Day Total																	
Percent																	
AM Peak Volume																	
PM Peak Volume																	
Comments:																	

LOCATION: 2. Sophia Pkwy to Francisco Dr SPECIFIC LOCATION: 0 ft from CITY/STATE: El Dorado Hills, CA															QC JOB #: 12004734 DIRECTION: WB DATE: May 04 2014		
Start Time	1 15	16 20	21 25	26 30	31 35	36 40	41 45	46 50	51 55	56 60	61 65	66 70	71 75	76 999	Total	Pace Speed	Number in Pace
12:00 PM	11	0	0	3	0	2	20	49	81	46	16	4	1	0	233	47-56	129
12:15 PM	9	0	0	1	1	0	7	42	75	74	19	1	0	0	229	51-60	149
12:30 PM	5	0	5	1	0	8	24	46	80	48	16	0	0	0	233	51-60	127
12:45 PM	11	0	0	1	1	1	10	58	71	49	13	1	0	0	216	46-55	128
1:00 PM	9	0	0	0	1	3	11	42	88	44	15	1	0	0	214	51-60	132
1:15 PM	8	1	0	0	1	0	14	35	66	56	10	3	0	0	194	51-60	121
1:30 PM	9	0	5	1	1	1	19	45	74	52	12	3	0	0	222	51-60	126
1:45 PM	16	2	2	1	2	2	10	33	65	67	22	0	0	0	222	51-60	132
2:00 PM	4	0	0	0	0	1	3	34	78	53	18	3	0	0	194	51-60	131
2:15 PM	6	0	0	0	0	3	4	21	77	57	13	0	0	0	181	51-60	134
2:30 PM	15	0	0	1	2	2	10	31	74	53	15	5	0	0	208	51-60	126
2:45 PM	5	0	1	3	0	2	9	55	69	42	9	1	0	0	196	46-55	124
3:00 PM	4	1	0	2	1	0	1	19	70	48	14	2	0	0	162	51-60	117
3:15 PM	8	0	0	1	1	0	5	22	73	51	8	3	0	0	172	51-60	123
3:30 PM	5	0	1	1	0	0	18	32	65	50	10	0	0	0	182	51-60	115
3:45 PM	4	0	1	0	1	0	7	36	70	51	15	1	0	0	186	51-60	120
4:00 PM	11	0	0	0	0	1	16	31	71	46	13	5	0	0	194	51-60	116
4:15 PM	6	0	0	0	0	2	4	24	75	45	11	1	0	0	168	51-60	120
4:30 PM	9	0	0	0	0	0	3	18	52	56	21	3	0	0	162	51-60	107
4:45 PM	5	0	0	0	0	0	0	26	41	74	19	6	0	0	171	51-60	115
5:00 PM	10	0	0	0	0	2	6	38	59	49	20	5	0	0	189	51-60	108
5:15 PM	10	0	0	0	0	0	4	16	62	51	15	3	0	0	161	51-60	112
5:30 PM	5	0	1	0	0	0	3	15	62	64	19	2	0	0	171	51-60	126
5:45 PM	5	0	1	1	0	0	4	20	54	37	19	4	0	0	145	51-60	91
Day Total																	
Percent																	
AM Peak																	
Volume																	
PM Peak																	
Volume																	
Comments:																	

LOCATION: 2. Sophia Pkwy to Francisco Dr SPECIFIC LOCATION: 0 ft from CITY/STATE: El Dorado Hills, CA															QC JOB #: 12004734 DIRECTION: WB DATE: May 04 2014			
Start Time	15	16	21	26	31	36	41	46	51	56	61	66	71	76	Total	Pace Speed	Number in Pace	
	15	20	25	30	35	40	45	50	55	60	65	70	75	999				
6:00 PM	2	0	0	0	0	0	5	13	64	41	13	2	1	0	141	51-60	104	
6:15 PM	5	0	0	0	0	0	4	21	44	47	14	1	1	0	137	51-60	91	
6:30 PM	4	0	0	0	0	0	2	18	37	39	14	1	0	0	115	51-60	76	
6:45 PM	3	0	0	0	1	0	0	15	19	32	17	6	0	0	93	51-60	51	
7:00 PM	2	0	0	0	1	0	1	9	25	34	14	3	0	0	89	51-60	58	
7:15 PM	7	0	0	0	1	0	3	13	26	29	13	3	0	0	95	51-60	54	
7:30 PM	2	0	0	0	0	0	5	14	37	27	4	2	0	0	91	51-60	64	
7:45 PM	3	0	0	0	0	0	2	8	41	36	5	1	0	0	96	51-60	77	
8:00 PM	1	0	0	0	0	0	4	10	26	25	7	0	1	0	74	51-60	51	
8:15 PM	1	0	0	0	0	0	0	13	26	23	14	5	0	0	82	51-60	48	
8:30 PM	0	0	0	1	0	1	2	18	23	17	9	2	0	0	73	46-55	41	
8:45 PM	0	0	0	1	0	0	0	10	26	20	6	0	0	0	63	51-60	46	
9:00 PM	1	0	0	0	0	0	1	9	12	19	5	0	0	0	47	51-60	30	
9:15 PM	0	0	0	1	0	0	1	10	22	19	4	2	0	0	59	51-60	40	
9:30 PM	0	0	0	0	0	0	0	10	14	9	6	0	0	0	39	50-59	23	
9:45 PM	2	0	0	0	0	0	2	10	13	14	3	0	0	0	44	51-60	26	
10:00 PM	0	0	0	0	0	0	0	4	13	4	3	0	0	0	24	46-55	17	
10:15 PM	0	0	0	0	0	0	1	6	19	5	6	1	1	0	39	50-59	24	
10:30 PM	0	0	0	0	0	1	0	9	8	4	1	0	0	0	23	46-55	17	
10:45 PM	0	0	0	0	0	0	1	2	7	7	0	0	0	0	17	51-60	13	
11:00 PM	0	0	0	0	0	0	0	6	7	5	2	1	0	0	21	50-59	12	
11:15 PM	1	0	0	0	0	0	0	1	5	4	2	1	0	0	14	51-60	9	
11:30 PM	0	0	0	0	0	0	0	0	2	7	1	0	0	0	10	51-60	9	
11:45 PM	0	0	0	0	0	0	0	0	2	3	2	0	0	0	7	56-65	5	
Day Total	355	4	31	37	24	50	358	1636	3517	2844	967	193	23	5	10044	51-60	6360	
Percent	3.5%	0.0%	0.3%	0.4%	0.2%	0.5%	3.6%	16.3%	35.0%	28.3%	9.6%	1.9%	0.2%	0.0%				
ADT 10044																		
AM Peak Volume	11:45 AM	9:45 AM	11:45 AM	10:45 AM	11:00 AM	11:00 AM	11:00 AM	10:30 AM	11:45 AM	10:45 AM	7:45 AM	7:15 AM	6:00 AM	6:00 AM	11:00 AM			
	12	4	4	2	7	14	56	108	75	28	8	4	2	241				
PM Peak Volume	1:45 PM	1:45 PM	12:30 PM	12:00 PM	1:45 PM	12:30 PM	12:30 PM	12:45 PM	1:00 PM	12:15 PM	1:45 PM	4:45 PM	12:00 PM	12:00 PM	233			
	16	2	5	3	2	8	24	58	88	74	22	6	1	233				
<i>Comments:</i>																		

LOCATION: 2. Sophia Pkwy to Francisco Dr SPECIFIC LOCATION: 0 ft from CITY/STATE: El Dorado Hills, CA															QC JOB #: 12004734 DIRECTION: WB DATE: May 05 2014		
Start Time	15	20	25	30	35	40	45	50	55	60	65	70	75	999	Total	Pace Speed	Number in Pace
12:00 AM	0	0	0	0	0	0	0	0	5	4	1	1	0	0	11	51-60	9
12:15 AM	0	0	0	0	0	0	1	1	1	1	0	0	0	0	4	51-60	2
12:30 AM	0	0	0	0	0	0	0	1	4	1	1	0	0	0	7	46-55	5
12:45 AM	1	0	0	0	0	0	0	2	6	2	0	1	0	0	12	46-55	8
1:00 AM	0	0	0	0	0	0	0	1	3	0	1	0	0	0	5	46-55	4
1:15 AM	0	0	0	0	0	0	1	0	0	2	0	0	0	0	3	51-60	2
1:30 AM	0	0	0	0	0	0	0	0	1	1	0	0	0	0	2	51-60	2
1:45 AM	0	0	0	0	0	0	0	0	2	0	0	0	0	0	2	46-55	2
2:00 AM	0	0	0	0	0	0	0	0	2	0	2	1	0	0	5	61-70	3
2:15 AM	0	0	0	0	0	0	0	1	2	2	1	0	0	0	6	51-60	4
2:30 AM	1	0	0	0	0	0	0	0	0	3	0	0	0	0	4	51-60	3
2:45 AM	0	0	0	0	0	0	1	0	2	0	0	0	0	0	3	46-55	2
3:00 AM	0	0	0	0	0	0	0	0	1	2	2	0	0	0	5	56-65	4
3:15 AM	1	0	0	0	0	0	1	0	0	1	1	0	0	0	4	56-65	2
3:30 AM	0	0	0	0	0	0	0	0	2	4	0	0	0	0	6	51-60	6
3:45 AM	2	0	0	0	0	0	0	1	2	5	2	0	0	0	12	56-65	7
4:00 AM	0	0	0	0	0	0	0	0	1	0	2	1	0	0	4	61-70	3
4:15 AM	0	0	0	0	0	0	0	0	4	4	3	1	0	0	15	46-55	8
4:30 AM	0	0	0	0	0	0	0	1	7	9	1	2	0	0	20	51-60	16
4:45 AM	2	0	0	0	0	0	0	3	4	12	4	4	0	0	29	51-60	16
5:00 AM	0	0	0	0	0	0	1	7	5	15	6	2	0	0	36	56-65	21
5:15 AM	2	0	0	1	0	0	0	4	25	22	12	3	1	0	70	51-60	47
5:30 AM	2	0	0	0	1	0	0	2	14	27	22	18	3	0	89	56-65	49
5:45 AM	9	0	0	0	2	0	3	4	14	41	37	15	7	0	132	56-65	78
Day Total																	
Percent																	
AM Peak Volume																	
PM Peak Volume																	
Comments:																	

LOCATION: 2. Sophia Pkwy to Francisco Dr SPECIFIC LOCATION: 0 ft from CITY/STATE: El Dorado Hills, CA															QC JOB #: 12004734 DIRECTION: WB DATE: May 05 2014		
Start Time	15	20	25	30	35	40	45	50	55	60	65	70	75	999	Total	Pace Speed	Number in Pace
6:00 AM	5	0	0	0	0	0	0	2	21	33	28	16	1	1	107	56-65	60
6:15 AM	5	0	1	0	0	0	0	3	19	56	50	17	2	1	154	56-65	106
6:30 AM	7	0	0	0	0	0	1	5	46	76	63	12	3	0	213	56-65	139
6:45 AM	6	0	0	2	0	1	1	14	78	93	34	8	2	0	239	51-60	171
7:00 AM	9	0	0	0	3	0	3	18	56	116	41	8	1	0	255	51-60	171
7:15 AM	6	0	0	0	0	3	16	32	115	93	25	3	0	0	293	51-60	208
7:30 AM	7	0	0	0	2	2	24	48	93	111	40	5	0	0	332	51-60	203
7:45 AM	7	0	0	2	2	1	11	75	116	105	20	4	0	0	343	51-60	221
8:00 AM	6	0	0	1	1	3	11	27	110	87	30	5	0	0	281	51-60	196
8:15 AM	8	0	0	1	1	1	2	35	92	82	30	7	2	0	261	51-60	173
8:30 AM	2	0	0	3	0	0	6	55	103	85	28	5	0	0	287	51-60	188
8:45 AM	8	0	0	1	4	24	39	68	95	64	16	1	0	0	320	46-55	163
9:00 AM	3	0	1	1	2	3	9	73	73	67	16	1	0	0	249	46-55	146
9:15 AM	1	0	0	0	1	0	7	23	74	58	22	0	0	0	186	51-60	132
9:30 AM	4	0	1	0	1	0	3	36	77	58	13	3	0	0	196	51-60	135
9:45 AM	4	1	2	0	0	0	5	31	77	62	15	2	0	0	199	51-60	139
10:00 AM	4	0	1	1	1	2	8	29	62	64	25	4	0	0	201	51-60	126
10:15 AM	2	0	1	4	1	1	3	33	65	52	19	7	0	0	188	51-60	117
10:30 AM	5	0	0	1	0	1	1	20	66	80	16	5	0	0	195	51-60	146
10:45 AM	4	0	1	0	1	0	4	30	62	54	12	4	0	0	172	51-60	116
11:00 AM	4	0	1	1	1	0	3	44	63	59	12	1	0	0	189	51-60	122
11:15 AM	4	0	0	0	0	0	11	35	49	57	20	3	0	0	179	51-60	106
11:30 AM	2	0	1	0	1	0	11	33	75	55	20	4	2	0	204	51-60	130
11:45 AM	3	0	0	1	2	1	5	30	64	65	18	2	0	0	191	51-60	129
Day Total																	
Percent																	
AM Peak Volume																	
PM Peak Volume																	
Comments:																	

LOCATION: 2. Sophia Pkwy to Francisco Dr SPECIFIC LOCATION: 0 ft from CITY/STATE: El Dorado Hills, CA															QC JOB #: 12004734 DIRECTION: WB DATE: May 05 2014		
Start Time	15	20	25	30	35	40	45	50	55	60	65	70	75	999	Total	Pace Speed	Number in Pace
12:00 PM	1	0	0	1	0	2	4	30	77	40	10	2	1	0	168	51-60	117
12:15 PM	3	0	1	1	0	1	11	29	47	61	17	2	0	0	173	51-60	107
12:30 PM	3	0	0	2	0	2	4	15	68	78	27	2	0	1	202	51-60	146
12:45 PM	11	0	0	0	2	5	26	38	66	25	10	1	0	0	184	46-55	103
1:00 PM	7	0	0	1	1	1	7	27	46	57	20	2	1	0	170	51-60	103
1:15 PM	1	0	0	0	0	0	4	34	95	73	18	5	0	0	230	51-60	168
1:30 PM	2	0	0	1	0	0	8	18	68	66	8	5	0	0	176	51-60	133
1:45 PM	3	0	1	0	1	1	2	16	61	52	20	0	0	0	157	51-60	113
2:00 PM	5	0	0	4	1	4	16	46	59	32	12	3	0	0	182	46-55	105
2:15 PM	5	0	1	2	2	0	6	52	73	42	18	3	0	0	204	46-55	124
2:30 PM	4	0	1	1	0	0	6	30	78	64	23	2	1	0	210	51-60	142
2:45 PM	4	0	0	2	0	0	9	34	71	53	14	1	0	0	188	51-60	123
3:00 PM	0	0	1	0	0	0	2	16	76	51	26	5	0	0	177	51-60	126
3:15 PM	3	0	0	0	0	0	3	23	65	51	24	1	0	0	170	51-60	115
3:30 PM	6	0	1	1	0	1	7	53	76	47	17	1	0	0	210	46-55	128
3:45 PM	5	0	0	0	0	3	9	36	68	60	17	3	0	0	201	51-60	128
4:00 PM	6	0	2	0	0	0	1	25	63	74	25	2	0	0	198	51-60	137
4:15 PM	4	0	0	1	0	0	16	42	79	48	10	0	0	0	200	51-60	126
4:30 PM	6	0	0	0	0	0	4	38	69	61	10	6	0	0	194	51-60	129
4:45 PM	4	0	0	0	4	1	3	30	74	70	35	7	0	0	228	51-60	144
5:00 PM	5	0	0	0	0	3	12	38	95	59	25	3	0	0	240	51-60	154
5:15 PM	3	0	0	0	0	0	5	19	83	99	28	5	0	0	242	51-60	182
5:30 PM	4	0	0	1	0	0	6	29	86	98	15	7	0	0	246	51-60	184
5:45 PM	3	0	0	0	0	0	2	34	77	81	19	3	0	0	219	51-60	157
Day Total																	
Percent																	
AM Peak Volume																	
PM Peak Volume																	
Comments:																	

LOCATION: 2. Sophia Pkwy to Francisco Dr SPECIFIC LOCATION: 0 ft from CITY/STATE: El Dorado Hills, CA															QC JOB #: 12004734 DIRECTION: WB DATE: May 05 2014			
Start Time	15	16	21	26	31	36	41	46	51	56	61	66	71	76	Total	Pace Speed	Number in Pace	
	15	20	25	30	35	40	45	50	55	60	65	70	75	999				
6:00 PM	4	1	0	0	0	2	4	20	61	63	24	2	0	0	181	51-60	123	
6:15 PM	1	0	0	1	2	0	5	21	60	56	20	4	0	0	170	51-60	115	
6:30 PM	3	0	0	0	0	0	3	11	63	57	12	1	0	0	150	51-60	120	
6:45 PM	3	0	0	0	0	0	0	29	46	56	8	1	1	0	144	51-60	101	
7:00 PM	6	0	0	0	0	1	2	18	37	36	14	2	0	0	116	51-60	73	
7:15 PM	2	0	0	0	0	0	2	6	30	34	9	2	1	0	86	51-60	63	
7:30 PM	1	0	0	0	1	0	3	14	52	18	3	2	0	0	94	51-60	69	
7:45 PM	1	0	0	0	0	0	1	14	24	28	6	0	0	0	74	51-60	51	
8:00 PM	6	0	0	1	1	0	2	8	26	27	11	2	1	0	85	51-60	53	
8:15 PM	1	0	0	0	0	0	0	14	17	15	8	2	0	0	57	51-60	32	
8:30 PM	1	0	0	0	0	0	3	15	20	10	6	3	1	0	59	46-55	35	
8:45 PM	1	0	0	0	0	0	3	10	17	11	3	1	0	0	46	51-60	28	
9:00 PM	1	0	0	0	0	0	1	11	17	9	1	0	0	0	40	48-57	27	
9:15 PM	0	0	0	0	0	0	1	8	17	7	7	0	0	0	40	50-59	24	
9:30 PM	1	0	0	0	0	0	5	16	18	14	1	1	0	0	56	46-55	34	
9:45 PM	1	0	0	0	0	0	2	9	16	3	5	0	0	0	36	46-55	25	
10:00 PM	1	0	0	1	0	0	1	2	10	11	1	1	0	0	28	51-60	21	
10:15 PM	0	0	0	0	0	0	1	4	12	9	1	2	0	0	29	51-60	20	
10:30 PM	1	0	0	0	0	0	0	2	7	8	2	0	0	0	20	51-60	15	
10:45 PM	1	0	0	0	0	0	2	0	7	2	1	0	0	0	13	51-60	8	
11:00 PM	1	0	0	0	0	0	0	0	5	7	3	0	0	0	16	53-62	11	
11:15 PM	0	0	0	1	0	0	0	1	3	3	0	0	0	0	8	52-61	5	
11:30 PM	0	0	0	0	0	0	1	2	4	3	0	0	0	0	10	52-61	6	
11:45 PM	2	0	0	0	0	0	0	0	0	4	1	0	0	0	7	57-66	4	
Day Total	273	2	18	42	42	70	407	1818	4147	3822	1306	273	31	3	12254	51-60	7968	
Percent	2.2%	0.0%	0.1%	0.3%	0.3%	0.6%	3.3%	14.8%	33.8%	31.2%	10.7%	2.2%	0.3%	0.0%				
ADT 12254																		
AM Peak Volume	5:45 AM	9:45 AM	9:45 AM	10:15 AM	8:45 AM	8:45 AM	8:45 AM	7:45 AM	7:45 AM	7:00 AM	6:30 AM	5:30 AM	5:45 AM	6:00 AM	7:45 AM			
	9	1	2	4	4	24	39	75	116	116	63	18	7	1	343			
PM Peak Volume	12:45 PM	6:00 PM	4:00 PM	2:00 PM	4:45 PM	12:45 PM	12:45 PM	3:30 PM	1:15 PM	5:15 PM	4:45 PM	4:45 PM	12:00 PM	12:30 PM	5:30 PM			
	11	1	2	4	4	5	26	53	95	99	35	7	1	1	246			
<i>Comments:</i>																		

LOCATION: 2. Sophia Pkwy to Francisco Dr SPECIFIC LOCATION: 0 ft from CITY/STATE: El Dorado Hills, CA															QC JOB #: 12004734 DIRECTION: WB DATE: May 06 2014		
Start Time	15	20	25	30	35	40	45	50	55	60	65	70	75	999	Total	Pace Speed	Number in Pace
12:00 AM	0	0	0	0	0	0	0	1	4	2	1	0	0	0	8	51-60	6
12:15 AM	0	0	0	0	0	0	0	0	3	2	0	0	0	0	5	51-60	5
12:30 AM	0	0	0	0	0	0	0	3	1	0	1	0	0	0	5	46-55	4
12:45 AM	1	0	0	0	0	0	0	1	2	1	1	1	0	0	7	51-60	3
1:00 AM	0	0	0	0	0	0	1	2	1	3	1	0	0	0	8	51-60	4
1:15 AM	1	0	0	0	0	0	0	0	0	2	1	0	0	0	4	56-65	3
1:30 AM	0	0	0	0	0	0	0	0	0	2	0	1	0	0	3	51-60	2
1:45 AM	0	0	0	0	0	0	0	1	2	1	0	0	0	0	4	51-60	3
2:00 AM	0	0	0	0	1	0	0	0	0	1	0	0	0	0	2	26-35	1
2:15 AM	0	0	0	0	0	0	0	1	1	0	0	0	0	0	2	46-55	2
2:30 AM	1	0	0	1	0	0	0	0	0	0	0	0	0	0	2	21-30	1
2:45 AM	0	0	0	0	0	0	0	0	1	4	2	1	0	0	8	56-65	6
3:00 AM	0	0	0	0	0	0	0	1	2	0	2	0	0	0	5	46-55	3
3:15 AM	1	0	0	0	0	0	1	1	1	3	1	0	0	0	8	51-60	4
3:30 AM	0	0	0	0	0	0	0	0	0	1	1	1	0	0	3	61-70	2
3:45 AM	0	0	0	0	0	0	0	0	0	2	3	0	2	0	7	58-67	4
4:00 AM	0	0	0	0	0	0	0	0	0	2	1	0	0	0	3	56-65	3
4:15 AM	0	0	0	0	0	0	0	1	1	4	2	2	0	0	10	56-65	6
4:30 AM	1	0	0	0	0	0	1	1	5	7	11	6	1	0	33	56-65	18
4:45 AM	1	0	0	0	0	0	1	2	7	9	5	2	0	0	27	51-60	16
5:00 AM	1	0	0	0	0	1	0	2	13	10	4	2	0	0	33	51-60	23
5:15 AM	2	0	0	0	0	0	1	10	24	25	16	4	0	0	82	51-60	49
5:30 AM	3	0	0	1	0	0	0	6	20	29	20	7	0	0	86	54-63	49
5:45 AM	2	0	0	0	1	0	0	5	14	52	16	14	1	0	105	56-65	68
Day Total																	
Percent																	
AM Peak																	
Volume																	
PM Peak																	
Volume																	
Comments:																	

LOCATION: 2. Sophia Pkwy to Francisco Dr SPECIFIC LOCATION: 0 ft from CITY/STATE: El Dorado Hills, CA															QC JOB #: 12004734 DIRECTION: WB DATE: May 06 2014		
Start Time	1 15	16 20	21 25	26 30	31 35	36 40	41 45	46 50	51 55	56 60	61 65	66 70	71 75	76 999	Total	Pace Speed	Number in Pace
6:00 AM	5	0	0	1	1	0	0	8	35	45	20	14	3	0	132	51-60	80
6:15 AM	7	0	0	1	0	0	1	2	32	57	50	15	1	0	166	56-65	107
6:30 AM	3	0	0	0	1	0	0	13	42	80	52	11	0	0	202	56-65	132
6:45 AM	9	0	0	3	1	0	0	15	65	77	45	7	2	0	224	51-60	142
7:00 AM	11	0	0	1	0	0	2	18	96	93	45	2	1	0	269	51-60	189
7:15 AM	2	0	0	0	0	0	6	39	109	99	33	3	0	0	291	51-60	208
7:30 AM	7	0	0	1	3	1	9	85	156	91	23	2	0	0	378	51-60	246
7:45 AM	12	0	0	0	1	8	38	85	103	117	26	2	0	0	392	51-60	219
8:00 AM	2	0	0	1	0	5	17	28	83	104	27	2	0	0	269	51-60	187
8:15 AM	11	0	0	1	0	1	15	45	110	67	14	3	0	0	267	51-60	176
8:30 AM	2	0	0	2	1	0	15	45	115	81	14	1	0	0	276	51-60	195
8:45 AM	6	0	0	0	3	1	11	64	106	69	18	3	0	0	281	51-60	175
9:00 AM	10	0	0	2	1	1	17	33	90	71	16	6	0	0	247	51-60	160
9:15 AM	5	0	0	2	2	0	4	44	75	68	15	4	1	1	221	51-60	143
9:30 AM	2	0	0	1	0	1	1	25	78	75	20	3	0	0	206	51-60	153
9:45 AM	6	0	0	1	0	0	10	27	72	66	21	1	0	0	204	51-60	137
10:00 AM	3	0	0	2	2	2	9	38	82	42	17	1	0	0	198	51-60	124
10:15 AM	6	0	0	1	4	4	13	32	66	80	12	5	0	0	223	51-60	146
10:30 AM	5	0	0	0	1	0	15	36	53	58	15	5	0	0	188	51-60	110
10:45 AM	2	0	0	1	0	1	6	23	71	56	26	7	0	0	193	51-60	126
11:00 AM	3	0	0	2	0	1	7	18	75	59	17	1	0	0	183	51-60	134
11:15 AM	7	0	0	1	0	0	7	31	50	70	25	1	0	0	192	51-60	120
11:30 AM	3	0	0	0	0	0	3	29	69	58	10	4	0	0	176	51-60	126
11:45 AM	3	0	1	1	2	0	9	36	65	49	14	1	0	0	181	51-60	114
Day Total																	
Percent																	
AM Peak																	
Volume																	
PM Peak																	
Volume																	
Comments:																	

LOCATION: 2. Sophia Pkwy to Francisco Dr SPECIFIC LOCATION: 0 ft from CITY/STATE: El Dorado Hills, CA															QC JOB #: 12004734 DIRECTION: WB DATE: May 06 2014		
Start Time	15	20	25	30	35	40	45	50	55	60	65	70	75	999	Total	Pace Speed	Number in Pace
12:00 PM	5	0	0	3	2	0	4	37	62	52	17	5	0	0	187	51-60	114
12:15 PM	7	0	0	0	2	0	2	30	95	43	16	4	0	0	199	51-60	138
12:30 PM	6	0	0	0	0	0	2	33	57	53	16	5	0	0	172	51-60	109
12:45 PM	4	0	0	0	1	0	11	25	68	49	27	2	1	0	188	51-60	117
1:00 PM	6	0	1	1	1	4	17	24	60	47	7	3	0	0	171	51-60	107
1:15 PM	3	0	1	0	2	0	2	33	73	53	16	1	0	0	184	51-60	125
1:30 PM	3	0	0	1	0	0	1	19	57	47	22	4	0	0	154	51-60	104
1:45 PM	5	0	0	0	1	0	2	25	54	57	19	2	0	0	165	51-60	111
2:00 PM	5	0	1	0	0	0	5	20	55	47	17	3	0	0	153	51-60	102
2:15 PM	3	0	1	1	0	0	4	20	62	86	24	4	0	0	205	51-60	147
2:30 PM	4	0	0	4	0	1	3	16	53	65	24	4	0	0	174	51-60	118
2:45 PM	6	0	1	0	0	0	5	25	66	60	21	2	2	0	188	51-60	126
3:00 PM	1	0	0	2	1	0	7	22	65	51	21	5	0	0	175	51-60	115
3:15 PM	8	0	0	2	2	0	10	44	59	50	19	8	0	0	202	51-60	109
3:30 PM	6	0	0	0	0	3	21	23	73	70	19	3	0	0	218	51-60	143
3:45 PM	7	0	1	0	0	1	2	29	66	70	16	5	0	0	197	51-60	136
4:00 PM	4	0	0	0	0	0	4	30	76	56	21	6	0	0	197	51-60	131
4:15 PM	6	0	0	0	0	3	7	24	85	55	26	3	2	0	211	51-60	140
4:30 PM	5	0	0	2	3	0	4	30	69	66	33	4	0	0	216	51-60	134
4:45 PM	6	0	0	0	1	0	6	33	68	87	31	7	0	0	239	51-60	155
5:00 PM	8	0	0	0	0	2	1	31	77	78	20	2	0	0	219	51-60	155
5:15 PM	10	0	0	1	1	0	8	24	87	85	26	10	0	0	252	51-60	172
5:30 PM	13	0	0	0	0	1	6	39	89	80	22	3	0	0	253	51-60	169
5:45 PM	9	0	0	0	0	0	1	31	57	73	28	2	1	0	202	51-60	130
Day Total																	
Percent																	
AM Peak Volume																	
PM Peak Volume																	
Comments:																	

LOCATION: 2. Sophia Pkwy to Francisco Dr SPECIFIC LOCATION: 0 ft from CITY/STATE: El Dorado Hills, CA															QC JOB #: 12004734 DIRECTION: WB DATE: May 06 2014		
Start Time	15	20	25	30	35	40	45	50	55	60	65	70	75	999	Total	Pace Speed	Number in Pace
6:00 PM	3	0	1	0	1	2	1	20	58	65	35	4	1	0	191	51-60	123
6:15 PM	3	0	0	0	0	0	2	15	40	71	22	4	0	0	157	51-60	110
6:30 PM	7	0	0	0	1	0	3	21	60	58	14	6	0	0	170	51-60	117
6:45 PM	2	0	0	1	0	0	7	18	52	45	13	1	0	0	139	51-60	97
7:00 PM	3	0	0	0	0	0	5	10	38	60	15	4	0	0	135	51-60	98
7:15 PM	2	0	0	0	0	1	4	9	54	34	16	1	1	0	122	51-60	88
7:30 PM	6	0	0	0	0	0	3	11	36	30	24	3	0	0	113	51-60	66
7:45 PM	3	0	0	0	1	0	2	14	22	34	14	8	0	0	98	51-60	55
8:00 PM	1	0	0	0	0	0	3	6	26	40	17	4	0	0	97	51-60	66
8:15 PM	0	0	0	0	0	1	5	6	28	27	15	6	0	0	88	51-60	55
8:30 PM	1	0	0	0	0	0	0	10	33	24	17	4	0	0	89	51-60	56
8:45 PM	3	0	0	0	2	0	4	6	31	19	7	2	0	0	74	51-60	49
9:00 PM	2	0	0	0	1	0	1	5	24	15	4	2	0	0	54	51-60	39
9:15 PM	3	0	0	0	0	0	2	3	23	21	4	4	0	0	60	51-60	44
9:30 PM	0	0	0	0	0	0	0	8	21	12	4	0	0	0	45	51-60	33
9:45 PM	0	0	0	0	0	0	0	4	23	13	4	0	0	0	44	51-60	36
10:00 PM	1	0	0	0	0	0	0	8	12	5	1	4	0	0	31	47-56	19
10:15 PM	0	0	0	0	0	0	1	3	11	3	1	1	0	0	20	51-60	14
10:30 PM	0	0	0	0	0	0	0	5	7	7	2	2	1	0	24	51-60	13
10:45 PM	0	0	0	1	0	0	0	3	2	5	2	3	0	0	16	56-65	7
11:00 PM	1	0	0	0	0	0	1	2	7	4	1	1	0	0	17	51-60	11
11:15 PM	2	0	0	0	0	0	0	1	4	2	1	0	0	0	10	51-60	6
11:30 PM	0	0	0	0	0	0	1	1	4	4	2	0	0	0	12	51-60	8
11:45 PM	0	0	0	0	0	0	1	1	6	2	1	0	0	0	11	51-60	8
Day Total	329	0	8	46	48	46	401	1714	4255	3974	1408	306	21	1	12557	51-60	8228
Percent	2.6%	0.0%	0.1%	0.4%	0.4%	0.4%	3.2%	13.6%	33.9%	31.6%	11.2%	2.4%	0.2%	0.0%			
ADT 12557																	
AM Peak	7:45 AM 11:45 AM 6:45 AM 10:15 AM 7:45 AM 7:45 AM 7:30 AM 7:30 AM 7:45 AM 6:30 AM 6:15 AM 6:00 AM 9:15 AM																
Volume	12		1	3	4	8	38	85	156	117	52	15	3	1	392		
PM Peak	5:30 PM 1:00 PM 2:30 PM 4:30 PM 1:00 PM 3:30 PM 3:15 PM 12:15 PM 4:45 PM 6:00 PM 5:15 PM 2:45 PM																
Volume	13		1	4	3	4	21	44	95	87	35	10	2		253		
<i>Comments:</i>																	

LOCATION: 2. Sophia Pkwy to Francisco Dr SPECIFIC LOCATION: 0 ft from CITY/STATE: El Dorado Hills, CA															QC JOB #: 12004734 DIRECTION: WB DATE: May 07 2014		
Start Time	15	20	25	30	35	40	45	50	55	60	65	70	75	999	Total	Pace Speed	Number in Pace
12:00 AM	0	0	0	0	0	0	0	1	6	2	2	0	0	0	11	51-60	8
12:15 AM	0	0	0	0	0	0	0	2	2	4	1	1	0	0	10	51-60	6
12:30 AM	0	0	0	0	0	0	0	1	1	3	0	0	0	0	5	51-60	4
12:45 AM	0	0	0	0	0	0	1	0	2	0	0	0	0	0	3	46-55	2
1:00 AM	0	0	0	0	0	0	0	0	4	4	3	1	0	0	12	51-60	8
1:15 AM	1	0	0	0	0	0	1	1	1	0	0	0	0	0	4	46-55	2
1:30 AM	0	0	0	0	0	0	0	1	0	1	0	0	0	0	2	41-50	1
1:45 AM	0	0	0	0	0	0	0	1	2	3	0	0	0	0	6	53-62	4
2:00 AM	0	0	0	0	0	0	0	1	1	0	0	0	0	0	2	46-55	2
2:15 AM	0	0	0	0	0	0	0	0	1	0	0	0	0	0	1	46-55	1
2:30 AM	2	0	0	0	0	0	1	1	1	2	0	0	0	0	7	51-60	3
2:45 AM	0	0	0	0	0	0	0	0	3	0	0	0	0	0	3	46-55	3
3:00 AM	0	0	0	0	0	0	0	0	3	1	2	0	0	0	6	51-60	4
3:15 AM	0	0	0	1	0	0	0	0	3	2	2	1	0	0	9	51-60	5
3:30 AM	0	0	0	0	0	0	0	1	0	5	3	0	0	0	9	56-65	7
3:45 AM	0	0	0	0	0	0	1	0	0	2	1	2	0	0	6	61-70	3
4:00 AM	0	0	0	0	0	0	0	0	5	1	2	1	0	0	9	52-61	5
4:15 AM	0	0	0	0	0	0	0	0	4	3	4	0	1	0	12	56-65	7
4:30 AM	0	0	0	0	1	0	0	0	9	7	3	1	0	0	21	51-60	15
4:45 AM	2	0	0	0	0	0	0	3	10	11	8	2	0	0	36	51-60	21
5:00 AM	0	0	0	0	0	0	2	2	13	14	7	2	1	0	41	51-60	26
5:15 AM	6	0	0	0	0	0	0	3	15	16	10	3	0	0	53	51-60	31
5:30 AM	5	0	0	2	1	0	0	1	16	33	22	9	2	1	92	56-65	55
5:45 AM	2	0	0	0	0	0	0	3	19	29	26	12	1	2	94	56-65	55
Day Total																	
Percent																	
AM Peak																	
Volume																	
PM Peak																	
Volume																	
Comments:																	

LOCATION: 2. Sophia Pkwy to Francisco Dr SPECIFIC LOCATION: 0 ft from CITY/STATE: El Dorado Hills, CA															QC JOB #: 12004734 DIRECTION: WB DATE: May 07 2014		
Start Time	15	16	21	26	31	36	41	46	51	56	61	66	71	76	Total	Pace Speed	Number in Pace
	15	20	25	30	35	40	45	50	55	60	65	70	75	999			
6:00 AM	7	0	0	2	0	0	0	7	25	49	25	16	1	0	132	51-60	74
6:15 AM	10	0	0	0	0	0	2	6	37	56	53	13	2	0	179	56-65	108
6:30 AM	9	0	0	1	0	0	2	18	78	70	26	8	0	0	212	51-60	148
6:45 AM	8	0	0	4	2	1	3	14	58	86	53	7	1	0	237	51-60	143
7:00 AM	9	0	0	0	0	0	7	22	80	99	31	6	0	0	254	51-60	179
7:15 AM	9	0	0	0	0	0	10	37	107	100	34	9	0	0	306	51-60	207
7:30 AM	10	0	0	0	3	0	10	52	118	108	29	5	0	0	335	51-60	226
7:45 AM	13	0	1	2	1	0	10	53	110	124	51	4	0	0	369	51-60	234
8:00 AM	7	0	0	1	0	1	18	52	94	95	18	5	0	0	291	51-60	189
8:15 AM	7	0	0	0	0	2	2	26	98	105	33	5	0	0	278	51-60	203
8:30 AM	7	0	0	2	2	0	23	58	127	77	23	1	0	0	320	51-60	203
8:45 AM	5	0	0	1	0	1	10	74	125	69	15	3	1	0	304	46-55	199
9:00 AM	4	0	0	0	2	2	5	37	92	83	9	1	0	0	235	51-60	175
9:15 AM	4	0	0	0	2	0	4	32	81	64	10	0	0	0	197	51-60	145
9:30 AM	7	0	2	1	0	2	13	43	77	40	10	0	0	0	195	46-55	120
9:45 AM	7	0	0	1	0	3	9	44	88	46	17	2	0	0	217	51-60	133
10:00 AM	3	0	4	1	1	0	2	24	96	58	30	2	1	0	222	51-60	154
10:15 AM	10	0	0	0	1	3	12	56	80	47	10	2	0	0	221	46-55	136
10:30 AM	5	0	2	1	1	5	16	41	81	49	4	1	0	0	206	51-60	130
10:45 AM	3	1	0	1	0	1	16	31	83	29	13	0	0	0	178	48-57	113
11:00 AM	2	0	1	1	0	3	6	38	86	42	18	6	1	0	204	51-60	128
11:15 AM	6	0	0	3	1	0	9	33	65	53	14	3	1	0	188	51-60	117
11:30 AM	7	0	0	0	1	1	9	49	86	39	10	1	0	0	203	46-55	134
11:45 AM	3	0	1	0	0	1	9	19	81	60	7	0	0	0	181	51-60	141
Day Total																	
Percent																	
AM Peak Volume																	
PM Peak Volume																	
Comments:																	

LOCATION: 2. Sophia Pkwy to Francisco Dr SPECIFIC LOCATION: 0 ft from CITY/STATE: El Dorado Hills, CA															QC JOB #: 12004734 DIRECTION: WB DATE: May 07 2014		
Start Time	15	20	25	30	35	40	45	50	55	60	65	70	75	999	Total	Pace Speed	Number in Pace
12:00 PM	2	0	1	1	1	0	5	49	61	42	12	2	0	0	176	46-55	109
12:15 PM	6	0	0	0	0	5	7	26	72	58	16	3	1	0	194	51-60	130
12:30 PM	3	0	0	0	0	1	10	50	79	51	23	2	0	0	219	51-60	129
12:45 PM	4	0	0	3	0	0	8	31	75	45	14	1	0	0	181	51-60	120
1:00 PM	3	0	0	1	1	0	3	33	71	39	8	2	0	0	161	51-60	110
1:15 PM	5	0	0	0	1	0	6	52	66	45	11	3	1	0	190	46-55	117
1:30 PM	7	0	2	1	0	0	6	24	85	72	21	1	0	0	219	51-60	156
1:45 PM	6	0	1	0	0	0	1	22	76	58	15	2	0	0	181	51-60	134
2:00 PM	8	0	0	1	0	1	8	33	47	44	14	3	0	0	159	51-60	91
2:15 PM	8	1	0	0	0	0	4	18	61	70	22	2	0	0	186	51-60	131
2:30 PM	3	0	1	1	0	1	7	19	61	50	14	5	0	0	162	51-60	111
2:45 PM	8	1	0	1	1	0	6	31	85	46	13	4	0	0	196	51-60	130
3:00 PM	12	0	0	0	0	5	14	46	81	51	7	1	0	0	217	51-60	131
3:15 PM	13	0	0	1	0	0	11	39	90	49	19	4	1	0	227	51-60	139
3:30 PM	7	1	0	1	1	3	16	46	81	58	9	0	0	0	223	51-60	139
3:45 PM	2	0	0	0	1	1	3	36	96	54	22	1	0	0	216	51-60	150
4:00 PM	5	0	0	0	1	1	9	27	64	58	27	3	0	0	195	51-60	121
4:15 PM	8	0	0	2	0	2	3	47	81	74	14	6	0	0	237	51-60	155
4:30 PM	9	0	0	2	0	0	2	20	57	95	16	2	0	0	203	51-60	152
4:45 PM	9	0	1	0	0	0	2	18	67	52	19	6	0	0	174	51-60	119
5:00 PM	7	0	1	0	0	2	6	25	56	93	34	4	1	1	230	51-60	149
5:15 PM	8	0	0	0	1	0	5	32	78	74	18	2	1	0	219	51-60	152
5:30 PM	10	0	0	1	1	0	19	37	85	76	30	3	0	0	262	51-60	160
5:45 PM	7	0	1	0	0	3	7	29	94	69	24	6	0	0	240	51-60	163
Day Total																	
Percent																	
AM Peak Volume																	
PM Peak Volume																	
Comments:																	

LOCATION: 2. Sophia Pkwy to Francisco Dr
SPECIFIC LOCATION: 0 ft from
CITY/STATE: El Dorado Hills, CA

QC JOB #: 12004734
DIRECTION: WB
DATE: May 07 2014

Start Time	15	16	21	26	31	36	41	46	51	56	61	66	71	76	Total	Pace Speed	Number in Pace
	15	20	25	30	35	40	45	50	55	60	65	70	75	999			
6:00 PM	6	0	1	0	0	3	4	25	76	75	23	3	1	0	217	51-60	151
6:15 PM	6	0	0	0	0	0	3	18	72	75	18	5	0	0	197	51-60	147
6:30 PM	7	0	0	1	0	1	0	17	43	39	31	3	0	0	142	51-60	82
6:45 PM	3	0	0	1	2	1	5	24	55	30	10	2	0	0	133	51-60	85
7:00 PM	4	0	0	0	0	0	9	13	47	43	16	3	0	0	135	51-60	89
7:15 PM	3	0	0	1	0	0	3	12	41	38	15	0	0	0	113	51-60	78
7:30 PM	2	0	0	0	0	1	0	9	42	41	3	1	2	0	101	51-60	82
7:45 PM	4	0	0	0	0	1	1	12	30	32	15	6	0	0	101	51-60	62
8:00 PM	3	0	0	0	0	0	0	7	31	26	12	1	0	1	81	51-60	57
8:15 PM	0	0	0	0	0	0	0	7	27	35	8	0	0	0	77	51-60	62
8:30 PM	2	0	0	0	0	0	3	11	25	19	4	0	1	0	65	51-60	43
8:45 PM	1	0	0	0	0	0	2	8	40	15	2	1	0	0	69	51-60	55
9:00 PM	3	0	0	1	0	0	3	8	25	22	6	2	0	0	70	51-60	47
9:15 PM	2	0	0	0	1	0	2	9	20	13	5	1	0	0	53	51-60	33
9:30 PM	0	0	0	0	0	0	0	7	18	13	4	1	0	0	43	51-60	31
9:45 PM	2	0	0	0	0	0	2	5	14	12	5	1	0	0	41	51-60	25
10:00 PM	0	0	0	0	0	0	0	8	17	5	3	0	0	0	33	47-56	24
10:15 PM	1	0	0	0	0	0	0	7	9	8	4	1	1	0	31	51-60	17
10:30 PM	1	0	0	0	0	0	2	5	5	9	1	2	0	0	25	51-60	14
10:45 PM	0	0	0	0	0	0	0	0	5	5	2	0	0	0	12	51-60	10
11:00 PM	1	0	0	0	0	0	0	2	5	7	2	0	0	0	17	52-61	11
11:15 PM	1	0	0	0	0	0	0	2	9	2	0	0	0	0	14	46-55	11
11:30 PM	0	0	0	0	0	0	0	0	4	3	2	0	0	0	9	53-62	6
11:45 PM	1	0	0	0	0	0	0	1	2	0	2	0	0	0	6	46-55	3
Day Total	393	4	20	45	31	58	420	1895	4605	3781	1254	236	23	5	12770	51-60	8386
Percent	3.1%	0.0%	0.2%	0.4%	0.2%	0.5%	3.3%	14.8%	36.1%	29.6%	9.8%	1.8%	0.2%	0.0%			
ADT 12770																	
AM Peak Volume	7:45 AM	10:45 AM	10:00 AM	6:45 AM	7:30 AM	10:30 AM	8:30 AM	8:45 AM	8:30 AM	7:45 AM	6:15 AM	6:00 AM	5:30 AM	5:45 AM	7:45 AM		
	13	1	4	4	3	5	23	74	127	124	53	16	2	2	369		
PM Peak Volume	3:15 PM	2:15 PM	1:30 PM	12:45 PM	6:45 PM	12:15 PM	5:30 PM	1:15 PM	3:45 PM	4:30 PM	5:00 PM	4:15 PM	7:30 PM	5:00 PM	5:30 PM		
	13	1	2	3	2	5	19	52	96	95	34	6	2	1	262		

Comments:

LOCATION: 2. Sophia Pkwy to Francisco Dr SPECIFIC LOCATION: 0 ft from CITY/STATE: El Dorado Hills, CA															QC JOB #: 12004734 DIRECTION: WB DATE: May 08 2014		
Start Time	15	20	25	30	35	40	45	50	55	60	65	70	75	999	Total	Pace Speed	Number in Pace
12:00 AM	0	0	0	0	0	0	0	1	1	0	1	0	0	0	3	46-55	2
12:15 AM	0	0	0	0	0	0	0	0	0	2	0	0	0	0	2	51-60	2
12:30 AM	0	0	0	0	0	0	0	3	2	1	1	0	0	0	7	46-55	5
12:45 AM	0	0	0	0	0	0	1	0	0	0	1	1	0	0	3	61-70	2
1:00 AM	0	0	0	0	0	0	0	1	0	2	0	0	0	0	3	51-60	2
1:15 AM	1	0	0	0	0	0	0	2	1	6	0	0	0	0	10	51-60	7
1:30 AM	0	0	0	0	0	0	0	1	3	3	0	1	0	0	8	52-61	5
1:45 AM	1	0	0	0	0	0	0	0	1	0	0	0	0	0	2	46-55	1
2:00 AM	1	0	0	0	0	0	0	0	2	2	1	0	0	0	6	51-60	4
2:15 AM	0	0	0	0	0	0	0	1	0	3	0	0	0	0	4	51-60	3
2:30 AM	1	0	0	0	0	0	1	0	3	1	1	0	0	0	7	51-60	4
2:45 AM	0	0	0	0	0	0	0	0	1	3	1	0	0	0	5	51-60	4
3:00 AM	0	0	0	0	0	0	0	3	1	0	0	0	0	0	4	46-55	4
3:15 AM	0	0	0	0	0	0	0	1	2	2	0	0	0	0	5	51-60	4
3:30 AM	0	0	0	0	0	0	0	1	2	1	1	0	0	0	5	51-60	3
3:45 AM	1	0	1	0	0	0	0	1	1	6	2	0	1	0	13	56-65	8
4:00 AM	0	0	0	0	0	0	0	0	1	1	1	1	0	0	4	61-70	2
4:15 AM	1	0	0	0	0	0	0	1	2	9	3	2	0	0	18	56-65	12
4:30 AM	2	0	0	0	0	0	1	1	4	6	3	2	0	0	19	55-64	9
4:45 AM	1	0	0	0	0	0	0	3	8	11	2	1	0	0	26	51-60	19
5:00 AM	2	0	0	0	0	0	1	2	10	16	7	1	0	0	39	51-60	26
5:15 AM	3	0	0	0	0	0	2	3	22	21	11	6	1	0	69	51-60	43
5:30 AM	8	0	0	0	0	0	1	5	24	29	16	8	0	0	91	51-60	52
5:45 AM	7	0	0	2	0	0	0	5	30	33	27	8	2	0	114	52-61	62
Day Total																	
Percent																	
AM Peak																	
Volume																	
PM Peak																	
Volume																	
Comments:																	

LOCATION: 2. Sophia Pkwy to Francisco Dr SPECIFIC LOCATION: 0 ft from CITY/STATE: El Dorado Hills, CA															QC JOB #: 12004734 DIRECTION: WB DATE: May 08 2014		
Start Time	1 15	16 20	21 25	26 30	31 35	36 40	41 45	46 50	51 55	56 60	61 65	66 70	71 75	76 999	Total	Pace Speed	Number in Pace
6:00 AM	5	0	0	0	1	0	1	9	25	48	33	14	0	0	136	56-65	80
6:15 AM	5	0	0	2	0	0	1	6	29	50	56	14	2	0	165	56-65	105
6:30 AM	10	0	0	0	1	0	1	25	55	75	40	17	1	0	225	51-60	130
6:45 AM	5	0	0	3	0	0	10	10	54	74	48	12	0	1	217	51-60	128
7:00 AM	5	0	0	0	2	0	1	37	93	84	31	5	0	0	258	51-60	177
7:15 AM	9	0	0	0	1	0	10	45	102	92	32	5	0	0	296	51-60	193
7:30 AM	14	0	0	1	4	1	8	83	126	87	24	2	0	0	350	51-60	212
7:45 AM	13	0	0	2	0	3	18	90	139	79	24	3	0	0	371	46-55	229
8:00 AM	10	0	0	1	1	1	15	55	107	93	21	1	0	0	305	51-60	200
8:15 AM	10	0	0	1	0	0	2	35	85	95	25	2	0	0	255	51-60	180
8:30 AM	3	0	0	1	1	1	14	51	111	73	24	2	0	0	281	51-60	184
8:45 AM	8	0	0	0	0	0	17	63	102	73	12	4	0	0	279	51-60	175
9:00 AM	5	0	0	2	0	0	6	48	69	69	17	1	0	0	217	51-60	138
9:15 AM	6	0	2	0	1	0	13	33	85	75	19	2	0	0	236	51-60	160
9:30 AM	5	0	0	0	1	0	7	24	82	73	21	4	0	0	217	51-60	155
9:45 AM	2	0	1	1	0	1	14	28	76	61	16	4	0	0	204	51-60	136
10:00 AM	3	2	0	1	1	0	13	26	88	62	11	1	0	0	208	51-60	150
10:15 AM	8	0	1	0	3	0	11	52	97	37	11	3	0	0	223	46-55	149
10:30 AM	4	0	0	2	1	1	8	39	64	49	15	4	0	0	187	51-60	113
10:45 AM	2	0	0	0	0	4	9	36	74	46	15	3	1	0	190	51-60	119
11:00 AM	3	1	0	1	1	1	5	43	69	58	16	2	0	0	200	51-60	126
11:15 AM	4	0	0	0	2	0	6	29	77	61	17	5	0	0	201	51-60	137
11:30 AM	3	0	0	1	0	0	9	36	73	43	8	1	0	0	174	51-60	115
11:45 AM	4	0	0	1	3	1	10	30	78	54	23	3	1	0	208	51-60	132
Day Total																	
Percent																	
AM Peak																	
Volume																	
PM Peak																	
Volume																	
Comments:																	

LOCATION: 2. Sophia Pkwy to Francisco Dr SPECIFIC LOCATION: 0 ft from CITY/STATE: El Dorado Hills, CA															QC JOB #: 12004734 DIRECTION: WB DATE: May 08 2014		
Start Time	15	20	25	30	35	40	45	50	55	60	65	70	75	999	Total	Pace Speed	Number in Pace
12:00 PM	7	0	0	0	1	0	10	30	51	58	17	1	1	0	176	51-60	108
12:15 PM	1	0	1	2	1	4	4	29	74	55	12	2	0	0	185	51-60	129
12:30 PM	6	0	0	2	3	1	6	22	59	55	19	5	0	0	178	51-60	114
12:45 PM	6	0	0	0	0	2	4	46	91	56	13	0	0	0	218	51-60	146
1:00 PM	3	0	0	0	1	0	4	30	84	40	7	0	0	0	169	51-60	124
1:15 PM	0	0	0	0	0	2	1	40	65	34	19	0	1	0	162	46-55	105
1:30 PM	3	1	0	0	1	0	5	27	77	47	12	2	0	0	175	51-60	124
1:45 PM	7	0	0	1	0	0	4	25	59	54	17	3	1	0	171	51-60	113
2:00 PM	2	0	0	0	0	1	8	43	61	47	8	0	0	0	170	51-60	108
2:15 PM	7	1	2	0	0	1	7	46	72	60	16	2	0	0	214	51-60	132
2:30 PM	5	1	1	1	0	0	5	36	64	46	11	2	0	0	172	51-60	109
2:45 PM	4	0	0	2	1	3	4	26	74	49	9	2	0	0	174	51-60	123
3:00 PM	4	0	0	0	1	0	8	32	96	42	20	0	0	0	203	51-60	138
3:15 PM	6	0	0	1	0	1	11	58	92	38	13	0	0	0	220	46-55	150
3:30 PM	4	0	0	2	1	1	10	38	88	58	22	2	0	0	226	51-60	146
3:45 PM	3	0	0	1	0	2	5	51	66	64	24	7	0	0	223	51-60	130
4:00 PM	4	0	0	0	1	1	6	35	80	47	13	2	0	0	189	51-60	127
4:15 PM	4	0	0	1	1	2	21	52	76	53	12	0	0	0	222	51-60	129
4:30 PM	7	0	0	1	1	0	7	32	71	67	19	3	2	0	210	51-60	138
4:45 PM	7	0	1	0	1	0	1	44	112	81	18	1	0	0	266	51-60	192
5:00 PM	10	0	0	0	0	0	5	31	81	74	19	1	1	0	222	51-60	155
5:15 PM	9	0	0	2	1	2	8	30	87	97	18	1	0	0	255	51-60	183
5:30 PM	7	0	0	0	1	0	9	55	89	64	14	1	0	0	240	51-60	153
5:45 PM	11	0	0	0	1	1	8	35	95	71	16	1	0	0	239	51-60	165
Day Total																	
Percent																	
AM Peak Volume																	
PM Peak Volume																	
Comments:																	

LOCATION: 2. Sophia Pkwy to Francisco Dr SPECIFIC LOCATION: 0 ft from CITY/STATE: El Dorado Hills, CA															QC JOB #: 12004734 DIRECTION: WB DATE: May 08 2014		
Start Time	15	16	21	26	31	36	41	46	51	56	61	66	71	76	Total	Pace Speed	Number in Pace
	15	20	25	30	35	40	45	50	55	60	65	70	75	999			
6:00 PM	4	0	0	0	1	0	14	21	67	61	17	0	1	0	186	51-60	127
6:15 PM	3	0	1	1	1	0	1	29	73	43	20	5	0	0	177	51-60	115
6:30 PM	5	0	0	0	1	0	4	11	49	63	17	5	0	0	155	51-60	111
6:45 PM	6	0	2	0	0	0	5	16	50	52	17	3	0	0	151	51-60	102
7:00 PM	5	0	0	0	0	0	1	30	50	32	8	1	1	0	128	51-60	82
7:15 PM	5	0	0	0	0	0	5	11	40	27	11	0	0	0	99	51-60	67
7:30 PM	3	0	0	0	1	0	1	9	34	39	16	2	0	0	105	51-60	73
7:45 PM	1	0	0	0	0	0	3	13	47	22	18	3	0	0	107	51-60	69
8:00 PM	1	0	0	0	0	0	1	14	27	24	9	3	0	0	79	51-60	50
8:15 PM	1	0	0	0	0	0	2	13	35	18	6	1	0	0	76	51-60	52
8:30 PM	1	0	1	0	0	0	3	18	26	12	2	0	0	0	63	46-55	44
8:45 PM	3	0	0	0	0	0	2	6	23	19	2	2	0	0	57	51-60	41
9:00 PM	0	0	0	0	0	0	1	7	23	14	6	1	0	0	52	51-60	36
9:15 PM	0	0	0	0	1	0	2	10	25	14	5	2	0	0	59	51-60	38
9:30 PM	1	0	0	0	0	0	1	8	15	11	7	2	0	0	45	51-60	26
9:45 PM	0	0	0	0	0	0	4	4	28	10	3	1	0	0	50	51-60	38
10:00 PM	0	0	0	0	0	0	2	8	12	9	2	0	0	0	33	51-60	20
10:15 PM	0	0	0	0	1	0	1	7	8	11	5	0	0	0	33	51-60	19
10:30 PM	0	0	0	0	0	0	1	3	3	10	1	0	0	0	18	51-60	13
10:45 PM	0	0	0	0	0	0	0	1	7	9	3	0	1	0	21	51-60	16
11:00 PM	1	0	0	0	0	0	0	3	8	12	0	1	0	0	25	51-60	19
11:15 PM	1	0	0	0	0	0	0	4	11	5	3	0	0	0	24	51-60	16
11:30 PM	0	0	0	0	0	0	1	6	6	4	0	0	0	0	17	48-57	11
11:45 PM	0	0	0	0	0	0	0	5	2	1	0	0	0	0	8	46-55	7
Day Total	343	6	14	39	47	38	432	2118	4614	3648	1184	215	18	1	12717	51-60	8262
Percent	2.7%	0.0%	0.1%	0.3%	0.4%	0.3%	3.4%	16.7%	36.3%	28.7%	9.3%	1.7%	0.1%	0.0%			
ADT 12717																	
AM Peak Volume	7:30 AM	10:00 AM	9:15 AM	6:45 AM	7:30 AM	10:45 AM	7:45 AM	7:45 AM	7:45 AM	8:15 AM	6:15 AM	6:30 AM	5:45 AM	6:45 AM	7:45 AM		
	14	2	2	3	4	4	18	90	139	95	56	17	2	1	371		
PM Peak Volume	5:45 PM	1:30 PM	2:15 PM	12:15 PM	12:30 PM	12:15 PM	4:15 PM	3:15 PM	4:45 PM	5:15 PM	3:45 PM	3:45 PM	4:30 PM	4:45 PM			
	11	1	2	2	3	4	21	58	112	97	24	7	2	266			
<i>Comments:</i>																	

LOCATION: 2. Sophia Pkwy to Francisco Dr SPECIFIC LOCATION: 0 ft from CITY/STATE: El Dorado Hills, CA															QC JOB #: 12004734 DIRECTION: WB DATE: May 09 2014		
Start Time	15	20	25	30	35	40	45	50	55	60	65	70	75	999	Total	Pace Speed	Number in Pace
12:00 AM	0	0	0	0	0	0	0	2	3	3	0	0	0	0	8	52-61	5
12:15 AM	0	0	0	0	0	0	0	2	4	3	2	0	0	0	11	53-62	6
12:30 AM	0	0	0	0	0	0	0	3	2	0	1	0	0	0	6	46-55	5
12:45 AM	0	0	0	0	0	0	0	2	2	1	0	2	0	0	7	46-55	4
1:00 AM	0	0	0	0	0	0	0	1	0	1	2	0	0	0	4	56-65	3
1:15 AM	0	0	0	0	0	0	0	3	2	1	2	0	0	0	8	46-55	5
1:30 AM	0	0	0	0	0	0	0	1	1	2	1	0	0	0	5	56-65	3
1:45 AM	0	0	0	0	0	0	0	0	2	0	0	0	0	0	2	46-55	2
2:00 AM	0	0	0	0	0	0	0	0	0	2	1	0	1	0	4	56-65	3
2:15 AM	1	0	0	0	0	0	1	3	3	0	0	0	0	0	8	47-56	5
2:30 AM	0	0	0	0	0	0	0	2	1	2	0	0	0	0	5	51-60	3
2:45 AM	0	0	0	0	0	0	0	0	0	1	1	0	0	0	2	56-65	2
3:00 AM	0	0	0	0	0	0	0	1	1	1	2	0	0	0	5	56-65	3
3:15 AM	1	0	0	1	0	0	0	1	0	1	0	0	0	0	4	21-30	1
3:30 AM	1	0	0	0	0	0	0	0	1	0	2	0	1	0	5	56-65	2
3:45 AM	1	0	0	0	0	0	0	2	0	0	4	0	0	0	7	56-65	4
4:00 AM	0	0	0	0	0	0	0	0	3	4	3	1	0	0	11	53-62	7
4:15 AM	0	0	0	0	0	0	0	0	1	3	1	1	0	0	6	51-60	4
4:30 AM	2	0	0	0	0	0	2	1	5	4	9	2	0	0	25	56-65	13
4:45 AM	0	0	0	0	0	0	1	3	8	7	7	1	0	0	27	55-64	14
5:00 AM	1	0	0	0	0	1	0	4	14	8	1	1	1	0	31	51-60	22
5:15 AM	5	0	0	0	0	1	2	7	25	16	10	1	0	0	67	51-60	41
5:30 AM	2	0	0	0	0	0	0	11	27	27	22	2	0	1	92	51-60	54
5:45 AM	5	0	0	0	2	0	0	4	19	48	21	7	1	0	107	56-65	69
Day Total																	
Percent																	
AM Peak Volume																	
PM Peak Volume																	
Comments:																	

LOCATION: 2. Sophia Pkwy to Francisco Dr SPECIFIC LOCATION: 0 ft from CITY/STATE: El Dorado Hills, CA															QC JOB #: 12004734 DIRECTION: WB DATE: May 09 2014		
Start Time	1 15	16 20	21 25	26 30	31 35	36 40	41 45	46 50	51 55	56 60	61 65	66 70	71 75	76 999	Total	Pace Speed	Number in Pace
6:00 AM	2	0	0	0	1	0	2	8	22	27	40	11	0	0	113	56-65	67
6:15 AM	6	0	0	0	0	0	1	6	28	63	32	7	2	0	145	56-65	95
6:30 AM	8	0	0	0	0	1	2	16	57	80	39	12	1	0	216	51-60	137
6:45 AM	8	0	1	3	2	0	2	6	43	68	38	9	1	0	181	51-60	110
7:00 AM	5	0	0	1	0	0	3	21	74	84	49	5	1	0	243	51-60	158
7:15 AM	7	0	0	0	0	0	4	49	96	83	38	9	0	0	286	51-60	179
7:30 AM	6	0	0	1	3	1	7	57	119	89	24	1	1	0	309	51-60	208
7:45 AM	13	0	0	0	0	0	8	71	165	76	17	1	0	0	351	51-60	240
8:00 AM	4	0	0	2	1	0	12	48	63	89	28	4	0	0	251	51-60	152
8:15 AM	2	0	0	2	1	1	9	34	122	64	25	3	1	0	264	51-60	186
8:30 AM	7	0	0	2	2	0	10	43	107	61	17	1	0	0	250	51-60	167
8:45 AM	10	0	0	0	0	0	14	48	97	90	25	2	0	0	286	51-60	187
9:00 AM	6	0	1	1	0	1	18	51	91	56	11	2	0	0	238	51-60	146
9:15 AM	5	0	0	0	0	2	8	57	81	73	25	3	0	0	254	51-60	154
9:30 AM	5	0	0	2	0	1	16	50	65	53	19	2	0	0	213	51-60	117
9:45 AM	5	2	1	1	1	14	19	48	83	39	21	5	1	0	240	46-55	131
10:00 AM	1	0	0	2	2	0	15	49	80	48	8	1	0	0	206	46-55	129
10:15 AM	2	0	0	1	0	1	5	52	110	38	18	3	0	0	230	46-55	162
10:30 AM	3	0	0	0	2	0	18	52	92	43	16	0	0	0	226	46-55	144
10:45 AM	5	0	2	1	0	0	10	25	75	51	13	1	0	0	183	51-60	125
11:00 AM	5	0	2	2	1	0	9	42	71	52	14	5	0	0	203	51-60	123
11:15 AM	6	0	1	1	1	0	8	33	87	45	12	1	0	0	195	51-60	132
11:30 AM	7	0	1	1	1	1	3	29	83	46	9	6	1	0	188	51-60	128
11:45 AM	5	0	0	1	0	0	13	49	70	53	18	2	0	0	211	51-60	122
Day Total																	
Percent																	
AM Peak																	
Volume																	
PM Peak																	
Volume																	
Comments:																	

LOCATION: 2. Sophia Pkwy to Francisco Dr SPECIFIC LOCATION: 0 ft from CITY/STATE: El Dorado Hills, CA															QC JOB #: 12004734 DIRECTION: WB DATE: May 09 2014		
Start Time	15	16	21	26	31	36	41	46	51	56	61	66	71	76	Total	Pace Speed	Number in Pace
	15	20	25	30	35	40	45	50	55	60	65	70	75	999			
12:00 PM	8	0	1	0	0	0	10	48	66	60	19	2	0	0	214	51-60	126
12:15 PM	5	0	0	0	0	1	5	29	87	47	15	0	0	1	190	51-60	134
12:30 PM	8	0	0	0	0	0	5	32	77	44	23	5	0	0	194	51-60	121
12:45 PM	8	0	0	2	0	0	4	37	98	57	23	2	0	0	231	51-60	154
1:00 PM	6	0	0	0	2	1	13	31	65	46	15	2	0	0	181	51-60	110
1:15 PM	8	0	0	0	0	4	5	58	97	44	11	2	0	0	229	46-55	155
1:30 PM	6	0	1	0	1	0	16	40	63	51	14	2	0	0	194	51-60	113
1:45 PM	5	0	3	0	0	3	8	30	57	47	10	3	0	0	166	51-60	104
2:00 PM	9	0	0	2	0	0	2	46	60	58	14	4	0	0	195	51-60	117
2:15 PM	8	0	0	0	1	0	7	42	82	81	20	3	0	0	244	51-60	162
2:30 PM	6	0	1	0	0	0	12	50	71	76	21	1	0	0	238	51-60	146
2:45 PM	2	0	1	0	1	1	4	40	59	73	22	5	0	0	208	51-60	132
3:00 PM	5	0	0	1	1	0	5	28	79	73	24	2	0	0	218	51-60	152
3:15 PM	9	0	0	0	0	7	16	53	80	73	9	5	0	0	252	51-60	153
3:30 PM	12	0	2	1	0	0	10	49	94	72	29	4	2	0	275	51-60	165
3:45 PM	10	0	1	1	1	3	18	47	107	50	21	3	0	0	262	51-60	157
4:00 PM	7	0	0	1	2	0	11	38	86	61	13	2	0	0	221	51-60	146
4:15 PM	16	0	0	0	1	2	6	26	64	82	31	12	1	0	241	51-60	146
4:30 PM	2	0	0	1	0	1	5	34	94	65	23	3	1	0	229	51-60	159
4:45 PM	11	0	0	1	0	0	9	62	67	85	24	6	0	0	265	51-60	152
5:00 PM	10	0	0	1	0	0	5	51	69	91	25	3	0	0	255	51-60	159
5:15 PM	7	0	0	2	2	0	9	35	92	84	19	6	1	0	257	51-60	176
5:30 PM	10	0	0	0	0	5	8	48	75	71	33	7	0	0	257	51-60	145
5:45 PM	5	0	0	0	1	0	6	28	88	73	27	8	2	0	238	51-60	161
Day Total																	
Percent																	
AM Peak																	
Volume																	
PM Peak																	
Volume																	
Comments:																	

LOCATION: 2. Sophia Pkwy to Francisco Dr SPECIFIC LOCATION: 0 ft from CITY/STATE: El Dorado Hills, CA															QC JOB #: 12004734 DIRECTION: WB DATE: May 09 2014			
Start Time	15	20	25	30	35	40	45	50	55	60	65	70	75	999	Total	Pace Speed	Number in Pace	
6:00 PM	7	0	0	0	2	3	1	13	71	65	14	4	0	0	180	51-60	136	
6:15 PM	4	0	0	0	1	0	4	14	65	64	29	5	0	0	186	51-60	129	
6:30 PM	5	0	0	0	0	1	7	39	67	46	11	4	0	0	180	51-60	112	
6:45 PM	5	0	1	0	0	1	8	22	57	65	14	1	1	0	175	51-60	122	
7:00 PM	4	0	1	1	1	0	1	8	61	50	24	1	1	0	153	51-60	111	
7:15 PM	2	0	0	0	0	0	3	11	52	43	8	3	0	0	122	51-60	94	
7:30 PM	5	0	0	1	0	0	3	27	37	42	9	4	0	0	128	51-60	79	
7:45 PM	5	0	0	1	0	0	1	22	39	28	6	1	0	0	103	51-60	66	
8:00 PM	2	0	0	1	0	1	1	11	39	31	13	1	0	0	100	51-60	70	
8:15 PM	3	0	0	1	0	0	2	15	46	26	4	1	0	0	98	51-60	72	
8:30 PM	1	0	0	0	0	0	2	14	42	13	10	0	0	0	82	46-55	56	
8:45 PM	3	0	0	0	1	1	1	14	34	29	9	3	0	0	95	51-60	62	
9:00 PM	0	0	0	0	0	0	3	8	36	32	4	1	0	0	84	51-60	68	
9:15 PM	0	0	0	0	0	0	2	12	36	20	5	0	1	0	76	51-60	56	
9:30 PM	2	0	0	0	1	0	0	16	28	18	3	1	0	0	69	51-60	45	
9:45 PM	2	0	0	0	0	1	2	19	19	22	4	0	0	0	69	51-60	41	
10:00 PM	1	0	0	0	0	0	2	11	21	22	5	1	0	0	63	51-60	43	
10:15 PM	2	0	0	0	0	0	2	9	19	12	6	0	0	0	50	51-60	30	
10:30 PM	1	0	0	0	0	0	2	11	17	15	4	1	0	0	51	51-60	32	
10:45 PM	1	0	0	0	0	0	1	2	16	15	7	3	0	0	45	51-60	31	
11:00 PM	0	0	0	0	0	0	4	8	10	7	7	2	0	0	38	46-55	18	
11:15 PM	1	0	0	0	0	0	0	1	22	8	0	1	0	0	33	51-60	30	
11:30 PM	1	0	0	1	0	0	1	6	11	4	3	0	0	0	27	46-55	17	
11:45 PM	1	0	0	0	0	0	0	5	9	5	3	3	0	0	26	48-57	14	
Day Total	393	2	21	44	39	61	474	2297	4836	3852	1335	247	23	2	13626	51-60	8688	
Percent	2.9%	0.0%	0.2%	0.3%	0.3%	0.4%	3.5%	16.9%	35.5%	28.3%	9.8%	1.8%	0.2%	0.0%				
ADT 13626																		
AM Peak Volume	7:45 AM	9:45 AM	10:45 AM	6:45 AM	7:30 AM	9:45 AM	9:45 AM	7:45 AM	7:45 AM	8:45 AM	7:00 AM	6:30 AM	6:15 AM	5:30 AM	7:45 AM			
	13	2	2	3	3	14	19	71	165	90	49	12	2	1	351			
PM Peak Volume	4:15 PM		1:45 PM	12:45 PM	1:00 PM	3:15 PM	3:45 PM	4:45 PM	3:45 PM	5:00 PM	5:30 PM	4:15 PM	3:30 PM	12:15 PM	3:30 PM			
	16		3	2	2	7	18	62	107	91	33	12	2	1	275			
<i>Comments:</i>																		

LOCATION: 2. Sophia Pkwy to Francisco Dr														QC JOB #: 12004734			
SPECIFIC LOCATION: 0 ft from														DIRECTION: WB			
CITY/STATE: El Dorado Hills, CA														DATE: May 03 2014 - May 09 2014			
Start Time	1 15	16 20	21 25	26 30	31 35	36 40	41 45	46 50	51 55	56 60	61 65	66 70	71 75	76 999	Total	Pace Speed	Number in Pace
Grand Total	2547	25	171	291	282	487	3317	14370	30482	24639	8181	1638	161	22	86613	51-60	55121
Percent	2.9%	0.0%	0.2%	0.3%	0.3%	0.6%	3.8%	16.6%	35.2%	28.4%	9.4%	1.9%	0.2%	0.0%			
Cumulative Percent	2.9%	3.0%	3.2%	3.5%	3.8%	4.4%	8.2%	24.8%	60.0%	88.5%	97.9%	99.8%	100.0%	100.0%			
ADT 12373															85th Percentile 59 MPH Mean Speed(Average) 52 MPH		
Comments:															Median 53 MPH Mode: 53 MPH		

Report generated on 10/13/2014 10:24 AM

SOURCE: Quality Counts, LLC (<http://www.qualitycounts.net>)



LOCATION: 2. Sophia Pkwy to Francisco Dr SPECIFIC LOCATION: 0 ft from CITY/STATE: El Dorado Hills, CA															QC JOB #: 12004734 DIRECTION: EB/WB DATE: May 03 2014		
Start Time	15	20	25	30	35	40	45	50	55	60	65	70	75	999	Total	Pace Speed	Number in Pace
12:00 AM	2	0	0	0	0	1	2	1	26	14	15	2	2	0	65	51-60	39
12:15 AM	2	0	0	0	0	0	0	6	13	22	6	1	1	0	51	51-60	35
12:30 AM	1	0	0	0	0	1	2	4	9	7	7	0	0	0	31	53-62	15
12:45 AM	2	0	0	0	0	0	1	5	9	8	3	6	0	0	34	51-60	17
1:00 AM	3	0	0	0	0	0	0	7	4	14	4	3	1	0	36	51-60	18
1:15 AM	3	0	0	0	0	0	0	4	4	13	0	3	1	0	28	51-60	17
1:30 AM	1	0	0	0	0	0	2	5	8	10	1	3	1	0	31	51-60	18
1:45 AM	0	0	0	0	0	0	0	5	6	7	4	2	0	0	24	53-62	12
2:00 AM	0	0	0	0	0	0	1	0	5	3	6	0	0	1	16	57-66	8
2:15 AM	0	0	0	0	0	1	0	5	2	1	2	3	0	0	14	46-55	7
2:30 AM	0	0	0	0	1	0	1	1	2	6	3	2	0	0	16	56-65	9
2:45 AM	0	0	0	0	0	0	1	1	2	3	0	1	0	0	8	53-62	4
3:00 AM	0	0	0	0	0	0	0	1	5	3	2	0	0	0	11	52-61	7
3:15 AM	0	0	0	0	0	0	0	1	1	4	1	0	2	0	9	51-60	5
3:30 AM	2	0	0	0	0	0	0	1	2	5	2	1	0	0	13	56-65	7
3:45 AM	1	0	0	0	0	0	0	2	2	0	0	2	0	0	7	46-55	4
4:00 AM	0	0	0	0	0	0	0	1	2	3	4	0	0	0	10	56-65	7
4:15 AM	1	0	0	0	0	0	0	2	5	7	2	2	0	0	19	52-61	11
4:30 AM	2	0	0	0	0	0	0	2	4	9	3	1	0	0	21	51-60	13
4:45 AM	2	0	0	0	0	0	1	3	4	3	3	1	1	0	18	48-57	7
5:00 AM	0	0	0	0	0	1	0	3	5	4	7	2	0	0	22	58-67	10
5:15 AM	4	0	0	0	0	1	0	2	6	6	9	2	1	0	31	56-65	15
5:30 AM	4	0	0	0	0	0	2	3	17	18	7	4	2	0	57	51-60	35
5:45 AM	1	0	0	0	0	0	0	7	12	20	5	8	1	0	54	51-60	32
Day Total																	
Percent																	
AM Peak Volume																	
PM Peak Volume																	
Comments:																	

LOCATION: 2. Sophia Pkwy to Francisco Dr SPECIFIC LOCATION: 0 ft from CITY/STATE: El Dorado Hills, CA															QC JOB #: 12004734 DIRECTION: EB/WB DATE: May 03 2014		
Start Time	15	20	25	30	35	40	45	50	55	60	65	70	75	999	Total	Pace Speed	Number in Pace
6:00 AM	1	0	0	0	0	0	1	3	12	21	15	6	1	1	61	56-65	36
6:15 AM	3	0	0	0	1	0	4	4	20	28	36	7	0	0	103	56-65	64
6:30 AM	4	1	0	1	2	4	3	9	22	47	20	15	2	2	132	51-60	69
6:45 AM	4	0	0	0	1	0	1	3	23	50	27	10	2	2	123	56-65	77
7:00 AM	10	0	0	1	0	3	5	16	37	44	34	13	1	2	166	51-60	81
7:15 AM	10	0	0	0	2	2	2	12	50	52	39	8	5	1	183	51-60	102
7:30 AM	11	0	1	1	1	3	6	22	52	64	45	14	0	1	221	51-60	116
7:45 AM	6	0	0	1	1	3	8	25	85	75	20	6	1	0	231	51-60	160
8:00 AM	11	0	0	1	1	1	5	20	76	79	42	12	1	0	249	51-60	155
8:15 AM	7	0	0	0	2	0	13	60	86	71	23	5	2	0	269	51-60	156
8:30 AM	14	0	0	1	0	1	16	49	102	87	30	7	3	0	310	51-60	188
8:45 AM	12	0	0	1	3	4	20	62	123	90	23	10	3	0	351	51-60	213
9:00 AM	9	0	2	2	4	7	14	49	119	78	31	2	1	0	318	51-60	197
9:15 AM	21	0	1	4	7	8	24	108	120	100	36	7	0	0	436	46-55	228
9:30 AM	14	0	3	1	2	34	66	91	106	68	12	7	1	0	405	46-55	196
9:45 AM	14	0	2	2	3	2	22	102	151	114	31	11	1	0	455	51-60	265
10:00 AM	17	0	1	2	2	4	23	83	158	80	26	4	0	0	400	46-55	241
10:15 AM	11	0	2	0	5	5	32	104	143	82	17	7	2	0	410	46-55	247
10:30 AM	18	0	4	0	7	7	21	102	212	88	22	7	0	0	488	46-55	313
10:45 AM	11	0	1	1	5	11	43	122	139	70	33	3	0	0	439	46-55	261
11:00 AM	14	0	4	1	4	13	67	120	141	90	12	2	1	1	470	46-55	261
11:15 AM	14	0	3	3	1	18	32	139	153	78	25	8	3	0	477	46-55	292
11:30 AM	22	0	1	3	6	7	43	141	159	97	25	2	0	0	506	46-55	300
11:45 AM	21	0	4	3	1	10	19	123	165	111	28	6	1	0	492	46-55	288
Day Total																	
Percent																	
AM Peak Volume																	
PM Peak Volume																	
Comments:																	

LOCATION: 2. Sophia Pkwy to Francisco Dr SPECIFIC LOCATION: 0 ft from CITY/STATE: El Dorado Hills, CA															QC JOB #: 12004734 DIRECTION: EB/WB DATE: May 03 2014		
Start Time	15	16	21	26	31	36	41	46	51	56	61	66	71	76	Total	Pace Speed	Number in Pace
	15	20	25	30	35	40	45	50	55	60	65	70	75	999			
12:00 PM	16	1	6	4	12	23	70	140	172	69	24	4	0	0	541	46-55	311
12:15 PM	30	0	3	3	4	12	62	115	156	93	36	6	0	0	520	46-55	271
12:30 PM	14	1	1	2	1	12	58	121	162	117	26	9	0	0	524	47-56	282
12:45 PM	13	1	5	2	1	14	48	106	149	82	24	5	0	1	451	46-55	255
1:00 PM	25	0	1	1	6	15	57	157	155	75	18	4	0	0	514	46-55	312
1:15 PM	9	0	0	1	3	14	46	136	163	99	27	4	0	0	502	46-55	299
1:30 PM	16	0	3	0	3	14	54	135	197	98	32	6	2	0	560	46-55	331
1:45 PM	20	1	3	3	0	3	29	136	181	96	26	7	0	0	505	46-55	317
2:00 PM	17	0	0	1	1	7	28	85	129	108	36	8	1	1	422	51-60	237
2:15 PM	15	1	0	3	3	11	55	103	147	80	32	5	0	0	455	46-55	249
2:30 PM	31	3	1	3	1	8	33	113	152	99	36	10	3	0	493	46-55	264
2:45 PM	16	0	1	3	2	7	26	99	162	98	34	11	3	0	462	51-60	260
3:00 PM	24	1	5	0	2	5	30	119	188	90	18	3	1	1	487	46-55	307
3:15 PM	25	1	0	5	1	12	41	102	148	88	33	4	1	0	461	46-55	250
3:30 PM	14	0	1	0	2	6	32	91	167	109	32	10	3	0	467	51-60	276
3:45 PM	21	0	2	1	3	15	45	130	136	90	36	5	2	1	487	46-55	266
4:00 PM	15	0	0	4	1	9	32	117	176	98	30	12	1	1	496	46-55	293
4:15 PM	23	0	1	2	6	11	34	123	182	73	31	8	2	3	499	46-55	304
4:30 PM	16	0	2	6	5	2	29	105	180	99	30	12	1	0	487	46-55	285
4:45 PM	15	0	0	0	1	9	35	117	168	92	21	9	1	0	468	46-55	285
5:00 PM	18	0	1	2	4	4	36	100	142	123	32	8	2	0	472	51-60	265
5:15 PM	20	0	0	0	4	2	37	83	155	114	33	6	3	0	457	51-60	269
5:30 PM	19	0	0	0	3	5	16	93	181	109	30	12	1	0	469	51-60	290
5:45 PM	15	0	0	1	0	2	30	83	143	127	34	10	0	0	445	51-60	269
Day Total																	
Percent																	
AM Peak Volume																	
PM Peak Volume																	
Comments:																	

LOCATION: 2. Sophia Pkwy to Francisco Dr SPECIFIC LOCATION: 0 ft from CITY/STATE: El Dorado Hills, CA															QC JOB #: 12004734 DIRECTION: EB/WB DATE: May 03 2014		
Start Time	1 15	16 20	21 25	26 30	31 35	36 40	41 45	46 50	51 55	56 60	61 65	66 70	71 75	76 999	Total	Pace Speed	Number in Pace
6:00 PM	12	0	0	1	1	3	28	84	123	120	48	11	2	1	434	51-60	243
6:15 PM	11	0	0	2	0	3	17	73	112	95	41	10	3	0	367	51-60	207
6:30 PM	9	0	0	0	2	7	34	66	117	90	32	10	4	0	371	51-60	207
6:45 PM	12	0	0	1	2	6	16	61	103	63	25	9	0	0	298	51-60	166
7:00 PM	9	0	0	1	2	6	19	53	98	74	37	9	1	0	309	51-60	172
7:15 PM	8	0	0	0	0	5	15	55	111	88	29	3	1	0	315	51-60	199
7:30 PM	4	0	0	0	1	0	19	59	93	72	26	4	1	0	279	51-60	164
7:45 PM	11	0	0	0	0	2	7	41	86	75	29	7	1	0	259	51-60	161
8:00 PM	7	0	0	0	3	2	9	55	101	67	23	3	2	0	272	51-60	167
8:15 PM	3	0	0	1	4	5	8	48	76	69	25	10	3	0	252	51-60	145
8:30 PM	3	0	0	0	3	1	12	44	99	65	19	0	0	0	246	51-60	164
8:45 PM	8	0	0	1	2	5	17	42	59	59	22	2	1	1	219	51-60	118
9:00 PM	9	0	0	0	1	1	6	46	96	58	25	5	1	0	248	51-60	154
9:15 PM	5	0	0	1	0	4	12	36	86	49	32	7	1	0	233	51-60	135
9:30 PM	2	0	0	0	0	3	3	19	63	56	30	10	0	0	186	51-60	118
9:45 PM	3	0	0	0	0	2	2	37	48	43	20	3	2	0	160	51-60	90
10:00 PM	6	0	0	0	0	3	7	25	59	36	29	4	2	0	171	51-60	94
10:15 PM	4	0	0	0	1	1	7	21	37	38	34	12	2	1	158	52-61	74
10:30 PM	2	0	0	0	0	0	7	20	45	30	15	3	0	0	122	51-60	75
10:45 PM	8	0	0	1	0	1	5	19	29	39	14	9	0	0	125	51-60	68
11:00 PM	4	0	0	0	0	0	6	23	39	23	8	2	1	0	106	51-60	61
11:15 PM	0	0	0	0	1	1	2	18	44	26	7	11	0	0	110	51-60	70
11:30 PM	0	0	0	0	0	2	5	20	22	25	7	8	0	0	89	51-60	47
11:45 PM	0	0	0	0	0	0	3	13	23	30	12	4	0	0	85	51-60	53
Day Total	897	11	65	85	154	437	1732	5328	8269	5670	2048	562	99	22	25379	51-60	13939
Percent	3.5%	0.0%	0.3%	0.3%	0.6%	1.7%	6.8%	21.0%	32.6%	22.3%	8.1%	2.2%	0.4%	0.1%			
ADT 25379																	
AM Peak Volume	11:30 AM	6:30 AM	10:30 AM	9:15 AM	9:15 AM	9:30 AM	11:00 AM	11:30 AM	10:30 AM	9:45 AM	7:30 AM	6:30 AM	7:15 AM	6:30 AM	11:30 AM		
	22	1	4	4	7	34	67	141	212	114	45	15	5	2	506		
PM Peak Volume	2:30 PM	2:30 PM	12:00 PM	4:30 PM	12:00 PM	12:00 PM	12:00 PM	1:00 PM	1:30 PM	5:45 PM	6:00 PM	4:00 PM	6:30 PM	4:15 PM	1:30 PM		
	31	3	6	6	12	23	70	157	197	127	48	12	4	3	560		
<i>Comments:</i>																	

LOCATION: 2. Sophia Pkwy to Francisco Dr SPECIFIC LOCATION: 0 ft from CITY/STATE: El Dorado Hills, CA															QC JOB #: 12004734 DIRECTION: EB/WB DATE: May 04 2014		
Start Time	1 15	16 20	21 25	26 30	31 35	36 40	41 45	46 50	51 55	56 60	61 65	66 70	71 75	76 999	Total	Pace Speed	Number in Pace
12:00 AM	2	0	0	0	3	1	4	14	19	20	6	6	2	0	77	51-60	39
12:15 AM	1	0	0	0	1	1	1	8	20	20	10	4	1	0	67	51-60	40
12:30 AM	1	0	0	1	1	0	2	7	18	12	7	1	0	0	50	51-60	29
12:45 AM	0	0	0	0	0	2	2	8	9	16	4	5	1	0	47	51-60	25
1:00 AM	3	0	0	0	0	0	2	3	14	10	10	0	1	0	43	51-60	24
1:15 AM	0	0	0	0	0	0	1	5	9	12	5	4	1	0	37	52-61	20
1:30 AM	3	0	0	0	0	2	0	3	17	6	4	0	0	0	35	51-60	23
1:45 AM	0	0	0	1	1	0	1	5	18	6	2	2	0	0	36	51-60	24
2:00 AM	0	0	0	0	0	0	1	1	5	10	3	3	2	0	25	51-60	15
2:15 AM	2	0	0	0	0	1	1	5	9	3	4	2	0	0	27	46-55	14
2:30 AM	1	0	0	0	0	0	0	1	4	7	7	2	0	0	22	56-65	13
2:45 AM	0	0	0	0	0	0	0	1	4	5	2	0	0	0	12	51-60	9
3:00 AM	0	0	0	0	0	0	0	2	4	1	4	1	1	0	13	46-55	6
3:15 AM	0	0	0	0	0	0	0	1	3	4	1	0	0	0	9	51-60	7
3:30 AM	2	0	0	0	0	0	1	0	1	3	1	1	0	0	9	51-60	4
3:45 AM	1	0	0	0	0	0	1	3	1	2	5	1	1	0	15	56-65	7
4:00 AM	0	0	0	0	0	0	0	1	0	1	2	4	0	0	8	61-70	6
4:15 AM	1	0	0	0	0	0	0	2	0	2	2	1	0	2	10	56-65	4
4:30 AM	0	0	0	0	0	0	0	0	5	7	1	1	1	0	15	52-61	11
4:45 AM	4	0	0	0	0	0	1	2	7	5	3	0	1	0	23	51-60	12
5:00 AM	0	0	0	0	0	0	0	0	5	1	5	1	1	0	13	53-62	6
5:15 AM	2	0	0	0	0	0	2	2	7	12	3	0	1	0	29	52-61	18
5:30 AM	2	0	0	1	0	0	1	4	7	14	9	3	2	1	44	56-65	22
5:45 AM	0	0	0	0	0	0	0	2	7	16	9	7	1	0	42	56-65	24
Day Total																	
Percent																	
AM Peak																	
Volume																	
PM Peak																	
Volume																	
Comments:																	

LOCATION: 2. Sophia Pkwy to Francisco Dr SPECIFIC LOCATION: 0 ft from CITY/STATE: El Dorado Hills, CA															QC JOB #: 12004734 DIRECTION: EB/WB DATE: May 04 2014		
Start Time	1 15	16 20	21 25	26 30	31 35	36 40	41 45	46 50	51 55	56 60	61 65	66 70	71 75	76 999	Total	Pace Speed	Number in Pace
6:00 AM	6	0	0	0	0	0	2	3	7	13	14	9	4	2	60	57-66	26
6:15 AM	7	0	0	0	1	0	0	2	9	15	17	11	3	1	66	57-66	31
6:30 AM	2	0	0	0	0	0	0	7	10	22	24	8	2	0	75	56-65	45
6:45 AM	4	0	0	0	0	2	0	8	24	25	22	10	1	2	98	51-60	49
7:00 AM	3	0	0	0	1	2	3	3	16	28	24	14	2	0	96	56-65	51
7:15 AM	5	0	0	0	1	1	2	3	25	52	26	11	3	1	130	56-65	77
7:30 AM	3	0	0	0	1	0	3	11	22	39	29	11	1	0	120	56-65	68
7:45 AM	5	0	0	0	0	1	4	12	57	56	35	6	2	0	178	51-60	112
8:00 AM	6	0	0	0	0	0	4	21	37	30	30	8	1	1	138	51-60	67
8:15 AM	7	0	0	1	1	1	9	23	54	68	30	6	0	0	200	51-60	121
8:30 AM	7	0	0	0	0	1	8	37	66	70	25	8	0	0	222	51-60	136
8:45 AM	12	0	0	0	0	4	15	40	75	96	28	3	0	1	274	51-60	170
9:00 AM	8	0	1	1	0	4	18	39	97	82	30	5	1	0	286	51-60	178
9:15 AM	13	0	1	0	0	3	5	69	92	53	27	7	0	0	270	46-55	161
9:30 AM	9	0	1	0	2	3	20	41	119	89	25	13	1	0	323	51-60	208
9:45 AM	10	0	4	1	1	6	16	58	87	90	33	9	2	0	317	51-60	177
10:00 AM	9	0	3	3	1	4	10	58	98	92	35	11	2	1	327	51-60	189
10:15 AM	10	0	1	2	1	1	15	44	111	105	42	7	0	1	340	51-60	216
10:30 AM	11	0	1	1	1	5	16	81	112	88	42	6	1	0	365	51-60	200
10:45 AM	12	0	0	1	2	3	13	56	137	114	28	3	2	0	371	51-60	251
11:00 AM	10	0	0	1	1	10	25	77	140	87	33	5	0	0	389	51-60	226
11:15 AM	13	0	2	0	3	4	21	85	138	109	20	7	2	1	405	51-60	247
11:30 AM	13	0	0	1	1	2	17	66	137	98	40	7	0	0	382	51-60	235
11:45 AM	19	0	0	4	5	2	14	49	173	115	26	4	0	0	411	51-60	288
Day Total																	
Percent																	
AM Peak Volume																	
PM Peak Volume																	
Comments:																	

LOCATION: 2. Sophia Pkwy to Francisco Dr SPECIFIC LOCATION: 0 ft from CITY/STATE: El Dorado Hills, CA															QC JOB #: 12004734 DIRECTION: EB/WB DATE: May 04 2014		
Start Time	1 15	16 20	21 25	26 30	31 35	36 40	41 45	46 50	51 55	56 60	61 65	66 70	71 75	76 999	Total	Pace Speed	Number in Pace
12:00 PM	16	0	0	4	3	5	35	100	141	101	41	7	2	0	455	51-60	241
12:15 PM	19	0	0	1	2	3	13	88	128	116	39	5	4	0	418	51-60	243
12:30 PM	15	0	5	1	0	11	32	76	146	99	31	6	0	0	422	51-60	245
12:45 PM	21	1	0	1	3	8	25	111	132	85	24	5	0	0	416	46-55	242
1:00 PM	16	0	0	0	2	7	26	83	152	100	30	4	0	0	420	51-60	252
1:15 PM	17	1	0	1	1	3	24	69	132	109	21	8	5	0	391	51-60	241
1:30 PM	18	0	5	1	1	5	31	96	162	91	27	7	0	0	444	46-55	257
1:45 PM	22	2	2	1	2	5	29	81	139	118	51	3	1	0	456	51-60	257
2:00 PM	12	0	0	1	0	2	19	90	155	110	37	11	1	0	438	51-60	265
2:15 PM	15	0	0	0	0	10	26	67	153	104	38	6	0	1	420	51-60	257
2:30 PM	19	0	0	1	3	7	27	80	145	103	28	10	2	0	425	51-60	248
2:45 PM	10	0	1	3	1	4	28	97	134	94	27	2	3	1	405	46-55	231
3:00 PM	13	1	0	2	1	4	12	62	147	92	40	9	0	0	383	51-60	238
3:15 PM	14	0	0	1	2	1	16	53	153	116	39	9	1	0	405	51-60	269
3:30 PM	11	0	1	3	4	1	26	72	138	111	37	12	1	0	417	51-60	248
3:45 PM	13	0	2	2	1	3	21	66	144	115	34	7	3	0	411	51-60	259
4:00 PM	18	0	0	0	0	1	24	89	142	106	36	14	2	0	432	51-60	247
4:15 PM	14	0	1	2	0	3	13	54	149	104	51	13	3	1	408	51-60	253
4:30 PM	20	0	0	0	1	4	6	58	123	110	60	13	2	0	397	51-60	233
4:45 PM	16	0	0	0	2	1	12	65	99	138	47	17	1	0	398	51-60	237
5:00 PM	14	0	0	1	1	2	20	74	107	104	53	15	2	1	394	51-60	211
5:15 PM	16	0	0	0	0	4	12	48	127	109	39	10	2	2	369	51-60	236
5:30 PM	15	0	1	1	1	3	10	33	99	125	54	22	7	1	372	51-60	224
5:45 PM	7	0	1	2	2	2	11	50	109	89	42	17	0	0	332	51-60	198
Day Total																	
Percent																	
AM Peak																	
Volume																	
PM Peak																	
Volume																	
Comments:																	

LOCATION: 2. Sophia Pkwy to Francisco Dr SPECIFIC LOCATION: 0 ft from CITY/STATE: El Dorado Hills, CA															QC JOB #: 12004734 DIRECTION: EB/WB DATE: May 04 2014		
Start Time	1 15	16 20	21 25	26 30	31 35	36 40	41 45	46 50	51 55	56 60	61 65	66 70	71 75	76 999	Total	Pace Speed	Number in Pace
6:00 PM	10	0	0	0	0	2	14	41	112	98	53	19	4	0	353	51-60	210
6:15 PM	12	0	0	0	0	0	11	34	79	81	53	15	4	2	291	51-60	159
6:30 PM	9	0	0	0	0	3	6	27	58	71	48	24	0	3	249	51-60	128
6:45 PM	14	0	0	0	1	0	4	22	52	76	49	24	6	2	250	52-61	127
7:00 PM	5	0	0	0	1	0	4	12	63	78	49	18	6	0	236	51-60	141
7:15 PM	10	0	0	0	2	2	5	24	62	76	45	18	6	0	250	51-60	137
7:30 PM	8	0	0	0	1	2	8	24	52	81	35	18	5	0	234	51-60	132
7:45 PM	6	0	0	0	0	0	3	11	63	77	41	14	4	1	220	51-60	140
8:00 PM	6	0	0	0	0	1	6	18	49	61	28	13	5	0	187	51-60	109
8:15 PM	3	0	0	0	0	1	3	22	68	57	39	10	0	1	204	51-60	125
8:30 PM	2	0	0	1	0	1	3	29	56	48	36	12	0	0	188	51-60	103
8:45 PM	3	0	0	1	1	0	3	30	71	41	22	7	0	0	179	51-60	111
9:00 PM	3	0	0	0	1	0	4	19	33	48	18	5	1	1	133	51-60	80
9:15 PM	1	0	0	1	2	0	3	14	51	41	22	6	2	0	143	51-60	91
9:30 PM	0	0	0	0	0	0	1	16	28	31	15	9	3	2	105	51-60	59
9:45 PM	5	0	0	0	0	0	4	16	25	48	21	6	2	0	127	52-61	72
10:00 PM	2	0	0	0	0	0	1	10	29	19	14	3	0	1	79	51-60	47
10:15 PM	1	0	0	0	0	0	1	9	25	12	22	13	6	1	90	51-60	37
10:30 PM	0	0	0	0	0	2	0	11	20	18	14	2	2	1	70	51-60	38
10:45 PM	0	0	0	0	1	0	1	3	15	15	7	4	3	0	49	51-60	30
11:00 PM	0	0	0	0	0	0	0	6	9	11	11	5	1	0	43	56-65	22
11:15 PM	1	0	0	0	0	0	0	4	10	12	6	3	0	0	36	52-61	21
11:30 PM	0	0	0	0	0	0	0	2	5	13	6	3	1	0	30	56-65	19
11:45 PM	1	0	0	0	0	0	1	1	3	4	4	2	0	0	16	56-65	8
Day Total	702	5	33	51	72	179	845	3140	6330	5497	2378	723	150	36	20141	51-60	11827
Percent	3.5%	0.0%	0.2%	0.3%	0.4%	0.9%	4.2%	15.6%	31.4%	27.3%	11.8%	3.6%	0.7%	0.2%			
ADT 20141																	
AM Peak	11:45 AM		9:45 AM	11:45 AM	11:45 AM	11:00 AM	11:00 AM	11:15 AM	11:45 AM	11:45 AM	10:15 AM	7:00 AM	6:00 AM	4:15 AM	11:45 AM		
Volume	19		4	4	5	10	25	85	173	115	42	14	4	2	411		
PM Peak	1:45 PM	1:45 PM	12:30 PM	12:00 PM	3:30 PM	12:30 PM	12:00 PM	12:45 PM	1:30 PM	4:45 PM	4:30 PM	6:30 PM	5:30 PM	6:30 PM	1:45 PM		
Volume	22	2	5	4	4	11	35	111	162	138	60	24	7	3	456		
<i>Comments:</i>																	

LOCATION: 2. Sophia Pkwy to Francisco Dr SPECIFIC LOCATION: 0 ft from CITY/STATE: El Dorado Hills, CA															QC JOB #: 12004734 DIRECTION: EB/WB DATE: May 05 2014		
Start Time	15	16	21	26	31	36	41	46	51	56	61	66	71	76	Total	Pace Speed	Number in Pace
	15	20	25	30	35	40	45	50	55	60	65	70	75	999			
12:00 AM	0	0	0	0	0	0	0	1	7	7	3	3	1	1	23	52-61	13
12:15 AM	0	0	0	0	0	0	1	1	7	5	7	2	1	1	25	51-60	12
12:30 AM	0	0	0	0	0	0	1	1	5	3	3	1	2	1	17	53-62	7
12:45 AM	1	0	0	0	0	0	1	5	7	4	1	1	0	0	20	51-60	11
1:00 AM	1	0	0	0	0	0	0	1	5	2	3	0	0	0	12	51-60	7
1:15 AM	0	0	0	0	0	0	4	3	1	5	2	0	0	0	15	56-65	7
1:30 AM	0	0	0	0	0	0	0	0	2	2	3	2	1	0	10	61-70	5
1:45 AM	1	0	0	0	0	0	0	0	3	3	1	0	0	0	8	53-62	5
2:00 AM	0	0	0	0	0	0	0	1	4	1	3	2	0	0	11	61-70	5
2:15 AM	0	0	0	0	0	0	0	1	3	4	2	1	1	0	12	51-60	7
2:30 AM	1	0	0	0	0	0	0	0	1	3	1	0	0	0	6	51-60	4
2:45 AM	0	0	0	0	0	0	1	0	2	2	0	0	0	0	5	51-60	4
3:00 AM	0	0	0	0	0	0	0	0	1	2	2	1	0	0	6	56-65	4
3:15 AM	1	0	0	0	0	0	1	0	2	2	2	0	0	0	8	56-65	4
3:30 AM	0	0	0	0	0	0	0	0	3	4	0	0	0	0	7	51-60	7
3:45 AM	3	0	0	0	0	0	0	1	2	6	3	1	0	0	16	56-65	9
4:00 AM	0	0	0	0	0	0	0	0	1	0	3	1	0	0	5	61-70	4
4:15 AM	0	0	0	0	0	0	0	0	4	4	3	5	1	2	20	46-55	8
4:30 AM	0	0	0	0	0	0	0	3	7	12	3	3	0	0	28	52-61	18
4:45 AM	2	0	0	0	0	0	0	3	5	12	5	6	1	1	35	51-60	17
5:00 AM	0	0	0	0	0	0	1	9	7	18	9	4	0	1	49	56-65	26
5:15 AM	2	0	0	1	0	1	0	8	26	23	20	8	2	0	91	51-60	48
5:30 AM	5	0	0	0	1	0	0	3	17	33	26	24	4	1	114	56-65	59
5:45 AM	9	0	0	0	2	0	4	5	20	48	47	19	8	0	162	56-65	95
Day Total																	
Percent																	
AM Peak Volume																	
PM Peak Volume																	
Comments:																	

LOCATION: 2. Sophia Pkwy to Francisco Dr SPECIFIC LOCATION: 0 ft from CITY/STATE: El Dorado Hills, CA															QC JOB #: 12004734 DIRECTION: EB/WB DATE: May 05 2014		
Start Time	1 15	16 20	21 25	26 30	31 35	36 40	41 45	46 50	51 55	56 60	61 65	66 70	71 75	76 999	Total	Pace Speed	Number in Pace
6:00 AM	6	0	0	0	1	0	0	8	23	42	41	20	1	4	146	56-65	82
6:15 AM	8	0	1	0	0	0	2	6	23	67	60	32	5	2	206	56-65	127
6:30 AM	9	0	0	0	0	0	3	5	55	106	81	27	10	1	297	56-65	186
6:45 AM	11	0	0	2	0	2	7	17	94	124	66	25	6	1	355	51-60	218
7:00 AM	12	0	0	1	4	1	4	25	81	156	68	22	5	2	381	51-60	236
7:15 AM	8	0	0	1	0	4	18	41	136	128	63	17	7	0	423	51-60	264
7:30 AM	8	0	0	0	2	5	27	59	122	152	74	15	4	1	469	51-60	273
7:45 AM	11	0	0	2	3	1	16	83	139	154	49	13	2	1	474	51-60	293
8:00 AM	9	0	0	2	2	4	11	39	143	130	64	16	4	0	424	51-60	273
8:15 AM	14	0	0	1	2	7	7	62	138	120	46	20	4	0	421	51-60	258
8:30 AM	8	0	0	4	1	4	9	71	147	132	54	17	4	0	451	51-60	278
8:45 AM	13	0	0	2	5	25	42	90	122	97	36	5	0	0	437	51-60	218
9:00 AM	6	0	1	5	3	7	9	86	97	96	33	2	0	1	346	51-60	192
9:15 AM	6	0	0	1	2	3	12	35	94	93	42	6	1	0	295	51-60	187
9:30 AM	6	0	1	1	4	2	5	47	104	103	40	12	2	1	328	51-60	207
9:45 AM	5	1	2	2	2	1	7	40	98	108	41	12	1	0	320	51-60	206
10:00 AM	6	0	1	4	2	9	13	49	95	105	45	6	2	0	337	51-60	200
10:15 AM	7	0	1	6	3	6	13	54	94	79	36	16	1	0	316	51-60	173
10:30 AM	7	0	0	1	2	4	3	33	116	132	30	6	1	0	335	51-60	247
10:45 AM	8	0	2	0	3	4	8	48	100	97	31	8	1	1	311	51-60	196
11:00 AM	4	0	1	1	5	0	6	62	106	112	38	5	1	0	341	51-60	217
11:15 AM	7	0	0	1	2	2	18	57	100	104	41	4	2	0	338	51-60	204
11:30 AM	9	0	1	0	3	2	16	50	118	112	43	8	2	0	364	51-60	229
11:45 AM	7	0	0	2	4	3	10	51	91	133	48	13	3	1	366	51-60	224
Day Total																	
Percent																	
AM Peak																	
Volume																	
PM Peak																	
Volume																	
Comments:																	

LOCATION: 2. Sophia Pkwy to Francisco Dr SPECIFIC LOCATION: 0 ft from CITY/STATE: El Dorado Hills, CA															QC JOB #: 12004734 DIRECTION: EB/WB DATE: May 05 2014		
Start Time	1 15	16 20	21 25	26 30	31 35	36 40	41 45	46 50	51 55	56 60	61 65	66 70	71 75	76 999	Total	Pace Speed	Number in Pace
12:00 PM	3	0	1	2	2	4	8	54	134	93	36	9	2	0	348	51-60	227
12:15 PM	6	0	1	2	1	4	18	47	99	122	46	12	3	0	361	51-60	220
12:30 PM	8	0	0	4	2	4	10	46	124	139	54	3	1	2	397	51-60	263
12:45 PM	17	0	0	4	11	15	55	76	125	60	31	2	0	0	396	46-55	201
1:00 PM	13	0	0	2	5	3	15	54	94	126	41	8	2	0	363	51-60	219
1:15 PM	8	0	0	1	0	1	11	67	145	136	44	15	3	0	431	51-60	281
1:30 PM	8	0	0	2	1	4	18	50	112	142	34	13	0	0	384	51-60	253
1:45 PM	8	0	1	0	2	3	8	50	113	105	49	8	1	0	348	51-60	218
2:00 PM	12	0	0	5	3	4	23	91	121	85	44	6	1	0	395	46-55	211
2:15 PM	9	0	1	2	4	2	17	86	143	93	39	8	1	0	405	51-60	236
2:30 PM	10	0	1	1	2	3	16	69	154	124	41	8	4	0	433	51-60	278
2:45 PM	11	0	0	3	5	7	23	89	152	92	37	4	6	0	429	51-60	243
3:00 PM	6	0	1	1	1	2	11	46	154	116	46	13	1	0	398	51-60	270
3:15 PM	6	0	0	1	1	2	14	55	129	111	62	10	3	0	394	51-60	239
3:30 PM	16	0	1	2	4	4	12	102	155	113	47	10	2	0	468	51-60	268
3:45 PM	13	0	0	0	1	10	31	94	172	137	49	16	1	0	524	51-60	308
4:00 PM	14	0	4	0	1	2	15	89	179	133	49	10	3	0	499	51-60	312
4:15 PM	15	0	0	3	0	3	26	103	164	132	52	7	2	0	507	51-60	295
4:30 PM	13	0	0	1	0	4	17	101	178	139	37	16	1	1	508	51-60	316
4:45 PM	18	0	0	2	7	5	15	95	151	155	77	20	0	0	545	51-60	306
5:00 PM	8	0	1	2	2	6	27	95	214	145	53	7	0	0	560	51-60	359
5:15 PM	12	0	1	0	1	9	30	87	189	183	51	14	0	1	578	51-60	372
5:30 PM	16	0	0	2	2	9	25	95	190	180	40	17	2	0	578	51-60	370
5:45 PM	11	1	0	1	2	6	28	101	187	145	49	9	0	1	541	51-60	332
Day Total																	
Percent																	
AM Peak																	
Volume																	
PM Peak																	
Volume																	
Comments:																	

LOCATION: 2. Sophia Pkwy to Francisco Dr SPECIFIC LOCATION: 0 ft from CITY/STATE: El Dorado Hills, CA															QC JOB #: 12004734 DIRECTION: EB/WB DATE: May 05 2014		
Start Time	1 15	16 20	21 25	26 30	31 35	36 40	41 45	46 50	51 55	56 60	61 65	66 70	71 75	76 999	Total	Pace Speed	Number in Pace
6:00 PM	10	2	1	2	0	7	21	61	138	149	67	13	2	1	474	51-60	287
6:15 PM	9	0	0	4	3	2	21	44	136	140	56	19	1	0	435	51-60	276
6:30 PM	7	1	0	0	0	0	8	49	124	121	62	7	1	0	380	51-60	244
6:45 PM	9	0	0	0	0	2	4	44	96	126	67	22	8	0	378	51-60	221
7:00 PM	11	0	0	0	1	6	8	49	109	102	49	9	1	1	346	51-60	210
7:15 PM	5	0	0	0	1	2	3	29	76	101	59	20	5	1	302	51-60	176
7:30 PM	6	0	0	1	1	0	11	44	91	73	29	13	4	0	273	51-60	164
7:45 PM	3	0	0	1	0	2	4	32	65	82	30	12	1	0	232	51-60	147
8:00 PM	12	0	0	1	1	1	7	21	81	75	39	14	3	1	256	51-60	156
8:15 PM	3	0	0	0	0	2	3	30	70	56	38	5	2	1	210	51-60	125
8:30 PM	3	0	0	0	2	2	8	25	70	55	29	5	1	0	200	51-60	125
8:45 PM	2	0	0	0	1	0	17	36	57	47	15	3	1	0	179	51-60	104
9:00 PM	5	0	0	0	1	0	8	34	52	37	9	4	0	0	150	51-60	89
9:15 PM	0	0	0	0	0	0	6	30	49	38	23	0	1	0	147	51-60	86
9:30 PM	2	0	0	0	1	1	12	36	48	31	7	4	0	1	143	46-55	83
9:45 PM	2	0	0	0	1	2	6	18	42	34	20	3	1	0	129	51-60	76
10:00 PM	1	0	0	1	0	1	5	15	37	29	12	3	0	0	104	51-60	66
10:15 PM	0	0	0	0	0	1	3	13	28	21	4	3	0	0	73	51-60	49
10:30 PM	1	0	0	0	0	0	3	3	17	21	12	5	0	0	62	51-60	38
10:45 PM	1	0	0	0	0	1	5	7	12	15	5	2	0	0	48	51-60	27
11:00 PM	2	0	0	0	0	0	1	8	18	15	5	2	0	0	51	51-60	33
11:15 PM	0	0	0	1	2	0	3	4	11	8	9	4	0	0	42	51-60	19
11:30 PM	0	0	0	1	0	0	1	4	10	13	6	0	1	0	36	51-60	23
11:45 PM	2	0	0	0	0	1	0	1	3	10	5	1	0	0	23	56-65	15
Day Total	578	5	25	95	133	246	921	3647	7596	7291	3089	825	164	34	24649	51-60	14887
Percent	2.3%	0.0%	0.1%	0.4%	0.5%	1.0%	3.7%	14.8%	30.8%	29.6%	12.5%	3.3%	0.7%	0.1%			
ADT 24649																	
AM Peak Volume	8:15 AM	9:45 AM	9:45 AM	10:15 AM	8:45 AM	8:45 AM	8:45 AM	8:45 AM	8:30 AM	7:00 AM	6:30 AM	6:15 AM	6:30 AM	6:00 AM	7:45 AM		
	14	1	2	6	5	25	42	90	147	156	81	32	10	4	474		
PM Peak Volume	4:45 PM	6:00 PM	4:00 PM	2:00 PM	12:45 PM	12:45 PM	12:45 PM	4:15 PM	5:00 PM	5:15 PM	4:45 PM	6:45 PM	6:45 PM	12:30 PM	5:15 PM		
	18	2	4	5	11	15	55	103	214	183	77	22	8	2	578		
<i>Comments:</i>																	

LOCATION: 2. Sophia Pkwy to Francisco Dr SPECIFIC LOCATION: 0 ft from CITY/STATE: El Dorado Hills, CA															QC JOB #: 12004734 DIRECTION: EB/WB DATE: May 06 2014		
Start Time	15	16	21	26	31	36	41	46	51	56	61	66	71	76	Total	Pace Speed	Number in Pace
	15	20	25	30	35	40	45	50	55	60	65	70	75	999			
12:00 AM	0	0	0	0	0	0	1	5	11	7	3	0	0	1	28	51-60	17
12:15 AM	0	0	0	0	0	0	0	1	7	6	4	1	0	0	19	52-61	12
12:30 AM	0	0	0	0	1	0	0	5	4	3	1	0	1	0	15	46-55	9
12:45 AM	1	0	0	0	0	0	0	2	2	5	3	1	0	0	14	57-66	7
1:00 AM	1	0	0	0	0	0	1	2	2	4	3	0	0	0	13	57-66	6
1:15 AM	1	0	0	0	0	0	1	0	2	4	1	1	0	0	10	51-60	6
1:30 AM	0	0	0	0	0	0	0	1	0	4	0	2	0	0	7	51-60	4
1:45 AM	0	0	0	0	0	0	0	1	2	3	1	1	0	0	8	55-64	4
2:00 AM	0	0	0	0	2	0	1	0	0	2	0	1	0	0	6	26-35	2
2:15 AM	0	0	0	0	0	0	0	2	2	1	1	0	0	0	6	46-55	4
2:30 AM	1	0	0	1	0	0	0	0	0	1	0	0	0	0	3	21-30	1
2:45 AM	0	0	0	0	0	0	0	1	1	4	4	1	1	0	12	56-65	8
3:00 AM	0	0	0	0	0	0	0	1	2	1	2	0	1	0	7	56-65	3
3:15 AM	2	0	0	0	0	0	2	2	1	3	1	0	0	0	11	41-50	4
3:30 AM	1	0	0	0	0	1	1	2	3	1	1	1	0	0	11	50-59	4
3:45 AM	0	0	0	0	0	0	0	0	0	4	3	1	2	0	10	57-66	6
4:00 AM	0	0	0	0	0	0	1	0	2	2	2	1	0	0	8	56-65	4
4:15 AM	0	0	0	0	0	0	0	2	2	5	3	3	0	1	16	58-67	7
4:30 AM	1	0	0	0	0	0	1	1	7	9	11	7	1	0	38	56-65	20
4:45 AM	1	0	0	0	0	0	1	2	9	12	8	4	0	0	37	56-65	20
5:00 AM	2	0	0	0	0	1	1	3	16	11	7	3	0	0	44	51-60	27
5:15 AM	3	0	0	0	0	0	2	12	27	25	22	5	0	0	96	51-60	52
5:30 AM	5	0	0	1	0	0	0	7	26	35	24	12	1	0	111	51-60	61
5:45 AM	5	0	0	0	1	0	2	6	16	59	25	17	4	0	135	56-65	84
Day Total																	
Percent																	
AM Peak Volume																	
PM Peak Volume																	
Comments:																	

LOCATION: 2. Sophia Pkwy to Francisco Dr SPECIFIC LOCATION: 0 ft from CITY/STATE: El Dorado Hills, CA															QC JOB #: 12004734 DIRECTION: EB/WB DATE: May 06 2014		
Start Time	1 15	16 20	21 25	26 30	31 35	36 40	41 45	46 50	51 55	56 60	61 65	66 70	71 75	76 999	Total	Pace Speed	Number in Pace
6:00 AM	7	0	0	1	2	1	3	10	42	54	31	18	6	0	175	51-60	96
6:15 AM	7	1	0	1	0	1	2	6	44	73	61	20	2	0	218	56-65	133
6:30 AM	5	0	0	0	1	1	0	18	52	104	73	16	3	3	276	56-65	177
6:45 AM	11	0	0	3	1	1	2	24	97	104	68	19	5	2	337	51-60	201
7:00 AM	14	0	0	1	1	2	3	31	127	129	65	8	5	0	386	51-60	256
7:15 AM	7	0	0	0	0	0	10	53	142	143	72	14	2	0	443	51-60	285
7:30 AM	7	0	1	1	5	1	9	95	189	134	56	13	3	1	515	51-60	322
7:45 AM	15	0	1	0	2	10	39	100	135	169	46	8	2	0	527	51-60	304
8:00 AM	5	0	0	1	3	6	21	49	109	148	48	10	0	0	400	51-60	257
8:15 AM	17	0	0	2	2	3	19	70	153	119	27	9	2	0	423	51-60	272
8:30 AM	3	0	0	2	1	3	18	62	169	124	32	9	2	0	425	51-60	293
8:45 AM	11	0	0	0	5	3	13	83	141	105	40	10	1	1	413	51-60	246
9:00 AM	13	0	0	3	3	6	19	45	125	113	36	12	0	0	375	51-60	238
9:15 AM	6	0	1	5	6	2	9	71	117	103	35	6	1	1	363	51-60	220
9:30 AM	6	0	0	3	1	2	2	38	121	105	37	5	0	0	320	51-60	226
9:45 AM	15	0	0	3	4	1	19	49	107	102	35	6	0	0	341	51-60	208
10:00 AM	7	0	0	3	3	8	13	53	122	76	36	5	2	0	328	51-60	197
10:15 AM	9	0	0	2	4	5	19	62	106	111	21	7	1	0	347	51-60	216
10:30 AM	8	0	0	1	1	0	20	77	91	88	32	12	1	0	331	51-60	179
10:45 AM	10	0	0	2	0	1	8	37	113	104	44	12	0	1	332	51-60	217
11:00 AM	4	0	0	2	1	2	14	47	115	94	39	7	0	0	325	51-60	209
11:15 AM	13	0	0	2	0	6	20	58	97	98	43	3	0	0	340	51-60	195
11:30 AM	6	2	3	2	8	5	18	79	121	82	19	5	0	0	350	51-60	202
11:45 AM	9	0	1	2	6	2	22	79	121	96	30	4	0	0	372	51-60	216
Day Total																	
Percent																	
AM Peak																	
Volume																	
PM Peak																	
Volume																	
Comments:																	

LOCATION: 2. Sophia Pkwy to Francisco Dr SPECIFIC LOCATION: 0 ft from CITY/STATE: El Dorado Hills, CA															QC JOB #: 12004734 DIRECTION: EB/WB DATE: May 06 2014		
Start Time	1 15	16 20	21 25	26 30	31 35	36 40	41 45	46 50	51 55	56 60	61 65	66 70	71 75	76 999	Total	Pace Speed	Number in Pace
12:00 PM	8	0	0	3	4	1	15	59	115	97	37	10	1	0	350	51-60	211
12:15 PM	14	0	0	1	3	3	6	52	148	94	37	10	5	1	374	51-60	242
12:30 PM	15	0	0	1	1	3	22	57	108	81	37	9	0	0	334	51-60	188
12:45 PM	9	0	1	1	2	3	16	39	130	108	47	7	1	0	364	51-60	238
1:00 PM	9	0	2	3	1	9	21	50	108	95	30	13	1	0	342	51-60	203
1:15 PM	7	0	1	1	2	3	7	73	146	93	47	4	1	0	385	51-60	239
1:30 PM	8	0	0	3	1	2	8	53	111	95	44	8	0	0	333	51-60	206
1:45 PM	11	0	0	1	2	1	16	74	123	123	47	6	0	0	404	51-60	246
2:00 PM	10	0	2	3	0	1	18	64	133	98	49	9	2	1	390	51-60	231
2:15 PM	9	0	1	1	0	2	9	65	142	137	42	9	0	0	417	51-60	278
2:30 PM	12	0	0	6	1	4	16	53	130	126	41	8	1	0	398	51-60	255
2:45 PM	17	0	1	0	1	3	10	73	159	121	44	13	3	0	445	51-60	280
3:00 PM	17	0	0	5	3	7	27	78	145	115	46	15	1	0	459	51-60	260
3:15 PM	14	0	0	4	6	5	33	80	142	114	46	17	2	0	463	51-60	256
3:30 PM	15	0	0	0	0	9	30	80	158	152	40	5	0	0	489	51-60	309
3:45 PM	15	0	1	0	1	6	8	84	161	136	42	13	3	0	470	51-60	297
4:00 PM	15	0	0	0	1	0	29	89	178	145	47	13	2	0	519	51-60	323
4:15 PM	10	0	0	1	1	5	18	82	170	124	66	9	4	0	490	51-60	294
4:30 PM	15	0	0	2	6	9	22	78	162	125	55	13	3	1	491	51-60	287
4:45 PM	13	0	0	1	1	6	27	85	147	159	61	20	1	0	521	51-60	306
5:00 PM	21	0	0	0	2	4	33	106	188	134	41	6	0	0	535	51-60	321
5:15 PM	21	0	0	3	3	15	37	90	184	175	59	15	0	0	602	51-60	359
5:30 PM	28	0	0	1	2	3	19	105	202	163	55	7	0	0	585	51-60	365
5:45 PM	25	0	0	1	2	3	31	99	172	138	56	5	3	0	535	51-60	310
Day Total																	
Percent																	
AM Peak																	
Volume																	
PM Peak																	
Volume																	
Comments:																	

LOCATION: 2. Sophia Pkwy to Francisco Dr
SPECIFIC LOCATION: 0 ft from
CITY/STATE: El Dorado Hills, CA

QC JOB #: 12004734
DIRECTION: EB/WB
DATE: May 06 2014

Start Time	15	16 20	21 25	26 30	31 35	36 40	41 45	46 50	51 55	56 60	61 65	66 70	71 75	76 999	Total	Pace Speed	Number in Pace
6:00 PM	11	0	2	0	1	8	11	76	136	155	75	8	1	0	484	51-60	291
6:15 PM	9	0	0	2	1	2	18	78	113	135	59	14	2	0	433	51-60	248
6:30 PM	14	0	0	0	1	3	17	52	124	116	50	19	1	0	397	51-60	239
6:45 PM	7	0	0	3	0	1	17	49	111	111	46	7	1	1	354	51-60	221
7:00 PM	8	0	0	0	0	1	9	49	108	123	39	9	4	0	350	51-60	231
7:15 PM	7	0	0	0	2	1	21	51	118	93	31	3	3	0	330	51-60	211
7:30 PM	11	1	0	1	1	2	12	45	86	80	48	7	1	0	295	51-60	166
7:45 PM	5	0	0	0	1	2	4	31	78	89	42	12	2	2	268	51-60	167
8:00 PM	3	0	0	1	0	1	7	42	79	96	35	9	2	0	275	51-60	174
8:15 PM	7	0	0	0	1	11	21	47	67	61	27	8	0	0	250	51-60	127
8:30 PM	3	0	0	0	0	1	7	36	97	66	39	5	1	1	256	51-60	162
8:45 PM	7	0	1	0	2	2	7	33	88	63	15	3	2	1	224	51-60	151
9:00 PM	5	0	0	0	2	0	4	27	64	60	29	5	1	0	197	51-60	124
9:15 PM	6	0	0	0	0	5	8	16	52	51	22	8	0	0	168	51-60	102
9:30 PM	3	0	0	0	0	0	3	25	71	41	23	3	1	0	170	51-60	111
9:45 PM	2	0	0	0	0	2	1	16	57	52	17	3	1	0	151	51-60	109
10:00 PM	6	0	0	0	0	1	1	15	40	28	16	5	1	1	114	51-60	67
10:15 PM	4	0	0	0	2	1	1	7	38	25	12	6	1	0	97	51-60	63
10:30 PM	1	0	0	0	0	0	1	7	23	31	12	5	1	0	81	51-60	54
10:45 PM	1	0	0	1	0	0	1	3	8	19	8	6	0	0	47	56-65	27
11:00 PM	1	0	0	0	0	0	2	4	16	19	9	4	0	0	55	51-60	34
11:15 PM	3	0	0	0	0	0	2	3	11	9	11	2	0	0	41	55-64	20
11:30 PM	0	0	0	0	0	0	2	3	19	6	5	0	1	0	36	51-60	25
11:45 PM	0	0	0	1	0	1	3	5	11	7	6	0	0	0	34	51-60	17
Day Total	701	4	19	95	124	226	995	3842	8077	7273	2948	695	110	20	25129	51-60	15349
Percent	2.8%	0.0%	0.1%	0.4%	0.5%	0.9%	4.0%	15.3%	32.1%	28.9%	11.7%	2.8%	0.4%	0.1%			
ADT 25129																	
AM Peak Volume	8:15 AM	11:30 AM	11:30 AM	9:15 AM	11:30 AM	7:45 AM	7:45 AM	7:45 AM	7:30 AM	7:45 AM	6:30 AM	6:15 AM	6:00 AM	6:30 AM	7:45 AM		
	17	2	3	5	8	10	39	100	189	169	73	20	6	3	527		
PM Peak Volume	5:30 PM	7:30 PM	1:00 PM	2:30 PM	3:15 PM	5:15 PM	5:15 PM	5:00 PM	5:30 PM	5:15 PM	6:00 PM	4:45 PM	12:15 PM	7:45 PM	5:15 PM		
	28	1	2	6	6	15	37	106	202	175	75	20	5	2	602		

Comments:

LOCATION: 2. Sophia Pkwy to Francisco Dr SPECIFIC LOCATION: 0 ft from CITY/STATE: El Dorado Hills, CA															QC JOB #: 12004734 DIRECTION: EB/WB DATE: May 07 2014		
Start Time	1 15	16 20	21 25	26 30	31 35	36 40	41 45	46 50	51 55	56 60	61 65	66 70	71 75	76 999	Total	Pace Speed	Number in Pace
12:00 AM	0	0	0	0	0	1	1	1	14	10	6	1	0	0	34	51-60	24
12:15 AM	0	0	0	0	0	0	0	3	7	11	6	3	1	0	31	51-60	18
12:30 AM	0	0	0	0	1	1	1	3	3	6	1	2	0	0	18	53-62	8
12:45 AM	1	0	0	0	0	0	1	2	4	2	1	0	0	0	11	51-60	6
1:00 AM	1	0	0	0	0	0	0	4	9	5	4	1	0	0	24	51-60	14
1:15 AM	1	0	0	0	0	1	1	2	4	3	2	2	0	0	16	53-62	6
1:30 AM	0	0	0	0	0	0	1	3	1	1	1	0	0	0	7	41-50	4
1:45 AM	0	0	0	0	1	0	0	2	3	4	0	1	0	0	11	51-60	7
2:00 AM	1	0	0	0	1	1	1	4	1	3	0	0	0	0	12	41-50	5
2:15 AM	0	0	0	0	0	0	0	2	1	1	0	1	0	0	5	46-55	3
2:30 AM	2	0	0	0	0	0	1	1	2	3	1	1	0	0	11	55-64	4
2:45 AM	0	0	0	0	0	0	0	0	4	2	0	0	0	0	6	51-60	6
3:00 AM	0	0	0	0	0	0	0	1	5	3	3	1	0	0	13	53-62	7
3:15 AM	0	0	0	1	0	0	0	1	4	2	2	1	0	0	11	51-60	6
3:30 AM	0	0	0	0	1	0	0	1	1	6	7	0	0	0	16	56-65	12
3:45 AM	1	0	0	0	0	0	1	0	1	3	4	2	1	0	13	56-65	7
4:00 AM	0	0	0	0	0	0	0	0	5	2	2	1	0	0	10	51-60	7
4:15 AM	0	0	0	0	0	0	0	0	5	4	4	0	1	0	14	51-60	9
4:30 AM	0	0	0	0	1	0	1	1	11	13	4	1	0	0	32	51-60	24
4:45 AM	2	0	0	0	0	0	0	4	10	12	10	3	0	0	41	54-63	22
5:00 AM	1	0	0	0	0	0	2	5	16	17	8	3	1	0	53	51-60	33
5:15 AM	7	0	0	0	0	0	0	4	16	22	14	7	0	0	70	51-60	38
5:30 AM	9	0	0	2	1	0	1	3	17	36	25	11	2	1	108	56-65	61
5:45 AM	3	0	0	0	0	0	0	6	20	35	37	17	1	3	122	56-65	72
Day Total																	
Percent																	
AM Peak																	
Volume																	
PM Peak																	
Volume																	
Comments:																	

LOCATION: 2. Sophia Pkwy to Francisco Dr SPECIFIC LOCATION: 0 ft from CITY/STATE: El Dorado Hills, CA															QC JOB #: 12004734 DIRECTION: EB/WB DATE: May 07 2014		
Start Time	1 15	16 20	21 25	26 30	31 35	36 40	41 45	46 50	51 55	56 60	61 65	66 70	71 75	76 999	Total	Pace Speed	Number in Pace
6:00 AM	9	0	0	2	0	0	3	8	37	63	31	18	1	0	172	51-60	99
6:15 AM	13	0	0	0	1	1	3	11	44	72	65	18	3	1	232	56-65	137
6:30 AM	12	0	0	1	0	0	3	22	90	106	55	15	3	2	309	51-60	195
6:45 AM	11	0	0	6	2	5	8	23	78	117	81	13	3	0	347	56-65	197
7:00 AM	14	0	1	0	1	2	9	34	105	136	52	22	1	0	377	51-60	240
7:15 AM	13	0	0	1	0	2	12	49	143	151	71	18	0	0	460	51-60	294
7:30 AM	15	0	0	0	5	2	18	72	143	144	60	13	1	0	473	51-60	287
7:45 AM	17	0	1	3	1	2	15	72	147	141	72	10	3	0	484	51-60	288
8:00 AM	11	0	0	1	1	3	24	69	122	130	46	11	4	0	422	51-60	252
8:15 AM	15	0	0	0	4	4	9	47	131	151	58	14	1	0	434	51-60	282
8:30 AM	12	0	0	2	5	2	28	72	180	126	42	9	1	0	479	51-60	306
8:45 AM	7	0	1	1	1	2	22	100	176	107	36	9	3	0	465	51-60	282
9:00 AM	5	0	0	1	4	3	9	47	125	117	35	5	1	0	352	51-60	241
9:15 AM	6	0	0	0	4	0	6	44	111	90	32	2	1	0	296	51-60	201
9:30 AM	11	0	2	1	0	3	18	50	108	87	30	13	1	0	324	51-60	194
9:45 AM	10	0	0	1	3	6	18	68	117	81	31	5	1	0	341	51-60	197
10:00 AM	7	0	5	1	1	1	4	45	136	95	43	5	2	0	345	51-60	231
10:15 AM	12	0	0	1	3	5	19	69	127	87	26	7	2	1	359	51-60	213
10:30 AM	11	0	4	2	3	7	22	64	115	94	25	6	1	0	354	51-60	209
10:45 AM	10	1	0	3	3	5	19	48	136	80	29	6	0	0	340	51-60	216
11:00 AM	4	0	1	1	0	6	9	66	139	77	29	8	1	1	342	51-60	215
11:15 AM	11	0	0	4	3	3	22	73	126	93	39	10	2	0	386	51-60	219
11:30 AM	14	0	1	1	4	6	20	72	127	77	33	8	0	0	363	51-60	203
11:45 AM	12	1	1	1	1	7	21	61	138	109	30	3	0	0	385	51-60	247
Day Total																	
Percent																	
AM Peak Volume																	
PM Peak Volume																	
Comments:																	

LOCATION: 2. Sophia Pkwy to Francisco Dr SPECIFIC LOCATION: 0 ft from CITY/STATE: El Dorado Hills, CA															QC JOB #: 12004734 DIRECTION: EB/WB DATE: May 07 2014		
Start Time	1 15	16 20	21 25	26 30	31 35	36 40	41 45	46 50	51 55	56 60	61 65	66 70	71 75	76 999	Total	Pace Speed	Number in Pace
12:00 PM	8	0	1	2	3	3	15	96	133	87	36	7	0	1	392	46-55	229
12:15 PM	10	0	0	1	2	11	10	44	134	107	45	6	1	0	371	51-60	240
12:30 PM	9	0	0	3	3	2	17	84	138	85	41	7	1	0	390	51-60	223
12:45 PM	7	0	0	5	4	1	13	49	130	116	42	6	3	1	377	51-60	245
1:00 PM	7	0	0	1	3	4	16	68	137	92	33	5	0	0	366	51-60	228
1:15 PM	12	0	0	0	2	3	10	79	124	92	24	6	2	0	354	51-60	215
1:30 PM	15	0	2	3	1	4	13	76	152	127	38	6	0	0	437	51-60	278
1:45 PM	11	0	1	1	2	11	16	56	137	112	35	4	1	0	387	51-60	248
2:00 PM	17	0	0	1	1	4	23	77	133	102	39	9	0	0	406	51-60	234
2:15 PM	15	1	0	1	1	5	21	75	143	111	43	4	1	0	421	51-60	253
2:30 PM	10	0	1	1	2	3	24	74	135	100	35	8	0	1	394	51-60	235
2:45 PM	10	1	0	2	2	13	36	91	167	94	40	9	0	0	465	51-60	261
3:00 PM	21	0	0	1	3	12	34	112	167	115	30	5	2	0	502	51-60	282
3:15 PM	19	0	0	1	0	6	19	83	170	114	45	18	1	0	476	51-60	284
3:30 PM	13	1	0	3	1	5	23	88	156	136	39	7	2	0	474	51-60	292
3:45 PM	7	0	0	1	2	3	25	79	177	136	51	6	0	0	487	51-60	313
4:00 PM	14	0	0	0	2	2	20	85	164	130	48	6	0	1	472	51-60	294
4:15 PM	22	1	0	3	0	5	26	142	192	117	21	7	0	0	536	46-55	333
4:30 PM	23	0	0	2	2	8	33	100	158	169	33	5	0	0	533	51-60	326
4:45 PM	24	0	1	1	2	5	20	98	165	124	50	15	1	0	506	51-60	289
5:00 PM	14	0	1	0	2	7	22	68	183	177	67	11	2	1	555	51-60	359
5:15 PM	20	0	1	0	4	1	15	78	194	169	58	6	1	1	548	51-60	362
5:30 PM	17	0	0	1	1	13	37	79	199	146	61	9	1	0	564	51-60	345
5:45 PM	18	0	1	0	0	10	30	90	199	127	59	9	2	0	545	51-60	325
Day Total																	
Percent																	
AM Peak																	
Volume																	
PM Peak																	
Volume																	
Comments:																	

LOCATION: 2. Sophia Pkwy to Francisco Dr SPECIFIC LOCATION: 0 ft from CITY/STATE: El Dorado Hills, CA															QC JOB #: 12004734 DIRECTION: EB/WB DATE: May 07 2014			
Start Time	15	16	21	26	31	36	41	46	51	56	61	66	71	76	Total	Pace Speed	Number in Pace	
	15	20	25	30	35	40	45	50	55	60	65	70	75	999				
6:00 PM	17	0	1	0	3	4	12	70	185	152	63	10	2	0	519	51-60	336	
6:15 PM	16	0	0	0	1	3	17	62	173	165	67	11	1	0	516	51-60	338	
6:30 PM	18	0	0	1	2	3	4	46	108	128	63	9	0	0	382	51-60	236	
6:45 PM	6	0	0	2	3	4	6	47	127	97	56	15	1	0	364	51-60	223	
7:00 PM	10	0	0	0	0	1	12	28	115	104	52	17	5	2	346	51-60	219	
7:15 PM	8	0	0	1	1	2	10	46	120	85	29	7	1	0	310	51-60	205	
7:30 PM	7	0	0	0	0	2	4	27	76	108	37	12	5	0	278	51-60	184	
7:45 PM	5	0	0	0	1	2	3	33	90	93	56	8	2	0	293	51-60	183	
8:00 PM	7	0	0	0	1	4	2	41	104	69	32	4	1	1	266	51-60	173	
8:15 PM	6	0	0	0	1	3	3	32	72	94	33	4	0	0	248	51-60	166	
8:30 PM	8	0	0	0	1	2	8	28	76	75	21	6	2	0	227	51-60	151	
8:45 PM	10	0	0	0	0	2	7	23	86	66	31	13	4	0	242	51-60	151	
9:00 PM	8	0	0	1	0	1	5	18	61	98	26	10	1	0	229	51-60	159	
9:15 PM	4	0	0	0	1	0	9	22	63	48	29	6	0	0	182	51-60	110	
9:30 PM	0	0	0	0	0	1	5	12	43	57	21	2	0	0	141	51-60	100	
9:45 PM	3	0	0	0	0	1	3	9	42	50	27	6	1	0	142	51-60	92	
10:00 PM	2	0	0	0	0	1	0	13	41	22	20	6	2	0	107	51-60	63	
10:15 PM	1	0	0	0	0	1	3	14	18	26	8	1	2	0	74	51-60	44	
10:30 PM	3	0	0	0	0	1	3	7	16	30	12	5	0	0	77	51-60	46	
10:45 PM	0	0	0	0	1	2	1	4	19	15	10	3	1	0	56	51-60	34	
11:00 PM	2	0	0	0	0	0	0	4	12	19	8	2	2	1	50	52-61	30	
11:15 PM	4	0	0	0	0	0	1	4	18	12	7	3	0	0	49	51-60	29	
11:30 PM	2	0	0	0	0	0	0	1	8	20	5	4	0	0	40	51-60	28	
11:45 PM	2	0	0	1	0	2	1	1	10	13	7	2	0	0	39	51-60	23	
Day Total	783	6	27	77	117	264	990	3902	8535	7268	2926	654	97	19	25665	51-60	15802	
Percent	3.1%	0.0%	0.1%	0.3%	0.5%	1.0%	3.9%	15.2%	33.3%	28.3%	11.4%	2.5%	0.4%	0.1%				
ADT 25665																		
AM Peak Volume	7:45 AM	10:45 AM	10:00 AM	6:45 AM	7:30 AM	10:30 AM	8:30 AM	8:45 AM	8:30 AM	7:15 AM	6:45 AM	7:00 AM	8:00 AM	5:45 AM	7:45 AM			
	17	1	5	6	5	7	28	100	180	151	81	22	4	3	484			
PM Peak Volume	4:45 PM	2:15 PM	1:30 PM	12:45 PM	12:45 PM	2:45 PM	5:30 PM	4:15 PM	5:30 PM	5:00 PM	5:00 PM	3:15 PM	7:00 PM	7:00 PM	5:30 PM			
	24	1	2	5	4	13	37	142	199	177	67	18	5	2	564			
<i>Comments:</i>																		

LOCATION: 2. Sophia Pkwy to Francisco Dr SPECIFIC LOCATION: 0 ft from CITY/STATE: El Dorado Hills, CA															QC JOB #: 12004734 DIRECTION: EB/WB DATE: May 08 2014		
Start Time	1 15	16 20	21 25	26 30	31 35	36 40	41 45	46 50	51 55	56 60	61 65	66 70	71 75	76 999	Total	Pace Speed	Number in Pace
12:00 AM	0	0	0	0	0	0	0	5	4	16	1	2	0	0	28	51-60	20
12:15 AM	0	0	0	0	0	0	0	1	3	7	2	1	0	0	14	51-60	10
12:30 AM	1	0	0	0	0	1	0	3	2	4	3	2	1	0	17	58-67	6
12:45 AM	0	0	0	0	0	1	1	0	3	3	5	4	0	0	17	61-70	9
1:00 AM	0	0	0	0	0	0	0	1	2	5	2	2	0	0	12	56-65	7
1:15 AM	2	0	0	0	0	0	1	4	2	8	3	0	0	0	20	56-65	11
1:30 AM	1	0	0	0	0	0	0	1	5	8	0	1	0	0	16	51-60	13
1:45 AM	1	0	0	0	0	0	0	1	1	1	3	0	0	1	8	56-65	4
2:00 AM	1	0	0	0	0	0	0	0	4	2	1	2	0	0	10	51-60	6
2:15 AM	0	0	0	0	0	0	0	2	1	6	0	0	0	0	9	51-60	7
2:30 AM	2	0	0	0	0	0	1	1	3	1	1	0	0	0	9	46-55	4
2:45 AM	0	0	0	0	0	0	0	2	2	4	1	0	0	0	9	51-60	6
3:00 AM	0	0	0	0	0	0	0	5	3	0	0	1	0	0	9	46-55	7
3:15 AM	0	0	0	0	0	0	0	2	2	3	0	0	0	0	7	53-62	4
3:30 AM	0	0	0	0	0	0	0	1	3	2	1	0	0	0	7	51-60	5
3:45 AM	2	0	1	0	0	0	1	1	1	10	2	1	1	0	20	56-65	11
4:00 AM	0	0	0	0	0	0	1	0	3	1	1	1	0	0	7	51-60	4
4:15 AM	1	0	0	0	0	0	0	1	2	10	3	2	0	1	20	56-65	13
4:30 AM	3	0	0	0	0	0	1	2	6	6	5	2	0	0	25	55-64	11
4:45 AM	1	0	0	0	0	0	0	3	9	13	2	3	0	0	31	51-60	22
5:00 AM	2	0	0	0	0	0	1	2	13	20	9	1	0	0	48	51-60	33
5:15 AM	4	0	0	0	0	0	2	5	24	24	14	7	1	0	81	51-60	47
5:30 AM	13	0	0	0	0	0	1	5	26	33	21	11	1	2	113	51-60	58
5:45 AM	10	0	0	3	0	0	1	6	33	36	35	11	6	2	143	56-65	71
Day Total																	
Percent																	
AM Peak																	
Volume																	
PM Peak																	
Volume																	
Comments:																	

LOCATION: 2. Sophia Pkwy to Francisco Dr SPECIFIC LOCATION: 0 ft from CITY/STATE: El Dorado Hills, CA															QC JOB #: 12004734 DIRECTION: EB/WB DATE: May 08 2014		
Start Time	1 15	16 20	21 25	26 30	31 35	36 40	41 45	46 50	51 55	56 60	61 65	66 70	71 75	76 999	Total	Pace Speed	Number in Pace
6:00 AM	7	0	0	0	2	1	3	13	37	57	44	18	1	1	184	56-65	101
6:15 AM	7	0	0	2	0	1	3	11	40	61	69	16	3	0	213	56-65	130
6:30 AM	11	0	0	0	2	0	4	31	78	98	57	21	3	2	307	51-60	176
6:45 AM	10	0	0	3	0	0	10	18	74	107	71	21	3	1	318	52-61	180
7:00 AM	8	0	0	3	2	2	3	42	120	122	56	14	5	1	378	51-60	241
7:15 AM	13	0	0	0	1	0	15	61	157	136	58	8	1	0	450	51-60	293
7:30 AM	18	0	0	1	6	1	9	100	173	131	50	9	0	1	499	51-60	304
7:45 AM	19	0	0	3	2	7	20	98	166	120	40	9	1	0	485	51-60	286
8:00 AM	13	0	0	2	3	6	22	75	152	126	35	3	0	0	437	51-60	278
8:15 AM	14	0	0	2	2	2	6	51	110	131	62	17	1	0	398	51-60	240
8:30 AM	6	0	0	2	1	3	24	79	159	109	49	7	3	1	443	51-60	268
8:45 AM	9	0	0	1	1	3	28	80	156	116	20	8	0	0	422	51-60	272
9:00 AM	9	0	0	2	1	1	8	59	103	95	39	7	0	0	324	51-60	198
9:15 AM	10	0	2	0	1	2	17	51	120	116	39	9	1	2	370	51-60	235
9:30 AM	9	0	0	0	3	2	9	46	115	111	37	11	1	1	345	51-60	225
9:45 AM	3	0	1	1	2	4	22	45	110	106	31	10	0	1	336	51-60	215
10:00 AM	7	2	0	2	2	2	22	40	117	100	26	2	1	1	324	51-60	217
10:15 AM	11	0	2	1	4	8	16	77	148	77	20	9	0	0	373	46-55	225
10:30 AM	11	0	0	3	3	3	14	67	115	93	37	8	1	0	355	51-60	208
10:45 AM	3	0	0	3	1	6	14	57	122	81	32	6	1	0	326	51-60	202
11:00 AM	8	1	0	2	2	5	10	80	130	93	32	7	0	0	370	51-60	223
11:15 AM	8	0	0	0	3	2	10	51	129	96	28	8	0	0	335	51-60	224
11:30 AM	6	0	0	1	3	9	17	56	136	84	26	5	0	0	343	51-60	220
11:45 AM	8	0	0	3	4	1	20	63	130	94	47	6	1	1	378	51-60	224
Day Total																	
Percent																	
AM Peak Volume																	
PM Peak Volume																	
Comments:																	

LOCATION: 2. Sophia Pkwy to Francisco Dr SPECIFIC LOCATION: 0 ft from CITY/STATE: El Dorado Hills, CA															QC JOB #: 12004734 DIRECTION: EB/WB DATE: May 08 2014		
Start Time	1 15	16 20	21 25	26 30	31 35	36 40	41 45	46 50	51 55	56 60	61 65	66 70	71 75	76 999	Total	Pace Speed	Number in Pace
12:00 PM	14	0	0	0	1	3	19	50	104	105	40	10	1	0	347	51-60	209
12:15 PM	7	0	1	2	1	6	12	47	121	107	30	5	1	0	340	51-60	227
12:30 PM	9	0	0	3	4	4	9	45	113	96	42	13	0	0	338	51-60	208
12:45 PM	8	0	0	0	3	9	10	79	140	119	35	8	2	0	413	51-60	259
1:00 PM	11	0	0	0	4	1	12	47	132	101	28	6	1	0	343	51-60	232
1:15 PM	2	0	0	1	0	4	12	64	123	81	45	17	2	0	351	51-60	203
1:30 PM	11	1	0	1	1	2	19	59	152	98	31	8	0	0	383	51-60	250
1:45 PM	10	1	0	2	1	4	8	38	142	123	43	10	2	1	385	51-60	265
2:00 PM	11	0	0	0	3	6	19	77	131	127	44	5	1	0	424	51-60	257
2:15 PM	16	1	2	0	0	2	14	75	137	131	38	11	2	0	429	51-60	268
2:30 PM	12	1	1	1	2	6	18	82	129	128	35	8	1	0	424	51-60	257
2:45 PM	8	0	0	2	2	6	14	76	161	130	36	8	0	0	443	51-60	291
3:00 PM	11	0	0	0	4	1	21	82	185	102	51	5	1	0	463	51-60	286
3:15 PM	11	0	0	1	3	7	29	100	166	92	35	7	2	1	454	46-55	266
3:30 PM	11	0	2	2	5	2	21	74	177	133	42	7	0	0	476	51-60	310
3:45 PM	14	0	0	3	2	3	30	100	144	139	50	10	4	0	499	51-60	283
4:00 PM	12	1	0	1	9	9	18	81	175	128	44	9	2	0	489	51-60	303
4:15 PM	17	0	0	1	4	8	45	113	162	116	50	13	0	0	529	51-60	278
4:30 PM	20	0	0	1	3	5	29	107	164	140	37	12	2	0	520	51-60	304
4:45 PM	15	0	1	1	2	9	22	108	217	153	44	3	2	0	577	51-60	370
5:00 PM	23	0	0	3	2	3	14	98	191	175	43	7	3	0	562	51-60	366
5:15 PM	23	0	0	2	2	4	24	113	190	177	44	4	0	0	583	51-60	366
5:30 PM	11	0	0	0	2	9	35	133	180	140	52	8	2	1	573	51-60	320
5:45 PM	22	0	1	0	2	5	29	115	188	138	64	10	3	0	577	51-60	326
Day Total																	
Percent																	
AM Peak																	
Volume																	
PM Peak																	
Volume																	
Comments:																	

LOCATION: 2. Sophia Pkwy to Francisco Dr SPECIFIC LOCATION: 0 ft from CITY/STATE: El Dorado Hills, CA															QC JOB #: 12004734 DIRECTION: EB/WB DATE: May 08 2014		
Start Time	15	16	21	26	31	36	41	46	51	56	61	66	71	76	Total	Pace Speed	Number in Pace
	15	20	25	30	35	40	45	50	55	60	65	70	75	999			
6:00 PM	13	0	0	1	2	4	28	87	163	153	54	8	3	0	516	51-60	316
6:15 PM	13	1	2	2	4	15	25	89	153	115	48	12	1	0	480	51-60	268
6:30 PM	7	0	0	0	1	4	6	44	144	148	50	17	3	2	426	51-60	292
6:45 PM	12	0	2	0	1	4	20	49	106	131	44	16	3	0	388	51-60	236
7:00 PM	14	0	0	0	2	0	15	59	102	112	32	12	5	2	355	51-60	213
7:15 PM	11	0	0	0	0	2	8	46	83	85	49	6	1	0	291	51-60	168
7:30 PM	4	0	0	0	1	3	8	30	81	92	56	11	0	0	286	51-60	172
7:45 PM	3	0	0	0	5	4	7	34	104	76	45	5	1	0	284	51-60	179
8:00 PM	1	0	0	0	1	2	5	33	92	85	42	7	0	0	268	51-60	177
8:15 PM	3	0	0	0	0	5	8	40	110	66	20	4	1	0	257	51-60	175
8:30 PM	5	0	1	0	0	3	10	35	71	71	23	4	0	0	223	51-60	141
8:45 PM	8	0	0	0	0	4	7	24	90	64	26	11	1	0	235	51-60	154
9:00 PM	1	0	0	1	2	0	2	15	71	65	27	4	1	0	189	51-60	136
9:15 PM	1	0	0	0	1	2	6	23	51	45	28	16	2	0	175	51-60	96
9:30 PM	2	0	0	1	1	0	5	20	34	52	28	8	0	0	151	51-60	86
9:45 PM	1	0	0	0	0	0	6	16	59	45	32	5	0	0	164	51-60	104
10:00 PM	2	0	0	0	1	1	2	20	57	50	23	1	0	0	157	51-60	107
10:15 PM	2	0	0	0	1	0	7	12	27	39	17	3	3	0	111	51-60	66
10:30 PM	2	0	0	0	0	0	1	7	16	35	15	3	0	1	80	51-60	51
10:45 PM	1	0	0	0	0	0	0	3	16	21	10	5	2	0	58	51-60	37
11:00 PM	2	0	0	0	0	3	4	10	14	22	8	2	1	0	66	51-60	36
11:15 PM	1	0	0	0	0	0	0	6	25	11	7	1	0	0	51	51-60	36
11:30 PM	0	0	0	0	0	0	1	11	11	12	7	3	0	0	45	52-61	22
11:45 PM	0	0	0	0	0	0	1	8	14	7	1	2	0	0	33	50-59	21
Day Total	690	9	19	72	136	247	1002	4089	8472	7264	2815	663	99	27	25604	51-60	15735
Percent	2.7%	0.0%	0.1%	0.3%	0.5%	1.0%	3.9%	16.0%	33.1%	28.4%	11.0%	2.6%	0.4%	0.1%			
ADT 25604																	
AM Peak Volume	7:45 AM	10:00 AM	9:15 AM	5:45 AM	7:30 AM	11:30 AM	8:45 AM	7:30 AM	7:30 AM	7:15 AM	6:45 AM	6:30 AM	5:45 AM	5:30 AM	7:30 AM		
	19	2	2	3	6	9	28	100	173	136	71	21	6	2	499		
PM Peak Volume	5:00 PM	1:30 PM	2:15 PM	12:30 PM	4:00 PM	6:15 PM	4:15 PM	5:30 PM	4:45 PM	5:15 PM	5:45 PM	1:15 PM	7:00 PM	6:30 PM	5:15 PM		
	23	1	2	3	9	15	45	133	217	177	64	17	5	2	583		
<i>Comments:</i>																	

LOCATION: 2. Sophia Pkwy to Francisco Dr SPECIFIC LOCATION: 0 ft from CITY/STATE: El Dorado Hills, CA															QC JOB #: 12004734 DIRECTION: EB/WB DATE: May 09 2014		
Start Time	15	20	25	30	35	40	45	50	55	60	65	70	75	999	Total	Pace Speed	Number in Pace
12:00 AM	1	0	0	0	0	0	3	4	10	13	4	2	0	0	37	51-60	23
12:15 AM	1	0	0	0	0	0	1	5	9	10	8	1	0	0	35	51-60	19
12:30 AM	0	0	0	0	0	0	0	3	3	4	4	5	0	0	19	61-70	9
12:45 AM	0	0	0	0	0	0	0	4	3	4	3	3	2	0	19	53-62	7
1:00 AM	1	0	0	0	0	0	0	2	3	3	3	0	0	0	12	57-66	5
1:15 AM	0	0	0	0	0	0	0	3	4	3	3	0	0	0	13	48-57	7
1:30 AM	1	0	0	0	0	0	0	2	3	3	4	0	0	0	13	56-65	7
1:45 AM	0	0	0	0	0	0	1	0	3	0	2	0	0	0	6	46-55	3
2:00 AM	0	0	0	0	0	1	0	2	2	5	2	1	2	0	15	56-65	7
2:15 AM	2	0	0	0	0	0	1	4	3	1	2	1	0	0	14	47-56	6
2:30 AM	0	0	0	0	0	0	0	2	1	2	1	0	1	0	7	56-65	3
2:45 AM	0	0	0	0	0	0	0	1	3	5	4	0	0	0	13	56-65	9
3:00 AM	0	0	0	0	0	0	0	1	1	2	4	1	0	0	9	56-65	6
3:15 AM	1	0	0	1	0	0	0	1	2	2	1	1	0	0	9	51-60	4
3:30 AM	1	0	0	0	0	0	0	1	1	2	4	0	1	0	10	56-65	6
3:45 AM	2	0	0	0	0	0	0	3	0	1	5	1	0	0	12	56-65	6
4:00 AM	0	0	0	0	0	0	0	0	5	4	4	2	0	0	15	51-60	9
4:15 AM	0	0	0	0	0	0	0	0	2	3	1	3	0	0	9	57-66	4
4:30 AM	2	0	0	0	0	0	2	1	6	4	10	4	1	0	30	61-70	14
4:45 AM	1	0	0	0	0	0	2	4	9	9	8	3	0	0	36	51-60	18
5:00 AM	1	0	0	0	0	1	0	5	16	10	3	2	2	0	40	51-60	26
5:15 AM	5	0	0	0	0	1	3	8	27	20	15	3	0	0	82	51-60	47
5:30 AM	4	0	0	0	0	0	1	12	30	29	27	3	5	3	114	52-61	58
5:45 AM	5	0	0	0	2	0	0	5	21	55	34	14	2	0	138	56-65	89
Day Total																	
Percent																	
AM Peak Volume																	
PM Peak Volume																	
Comments:																	

LOCATION: 2. Sophia Pkwy to Francisco Dr SPECIFIC LOCATION: 0 ft from CITY/STATE: El Dorado Hills, CA															QC JOB #: 12004734 DIRECTION: EB/WB DATE: May 09 2014		
Start Time	1 15	16 20	21 25	26 30	31 35	36 40	41 45	46 50	51 55	56 60	61 65	66 70	71 75	76 999	Total	Pace Speed	Number in Pace
6:00 AM	5	0	0	0	1	0	3	12	26	40	54	15	1	0	157	56-65	94
6:15 AM	8	0	0	0	1	1	2	11	32	76	43	12	6	1	193	56-65	118
6:30 AM	10	0	0	0	2	3	3	22	66	108	58	19	2	3	296	51-60	174
6:45 AM	14	0	1	3	2	6	6	20	62	98	63	19	4	0	298	56-65	161
7:00 AM	7	0	0	1	2	3	7	30	89	125	72	14	5	1	356	51-60	214
7:15 AM	12	0	0	0	0	2	7	60	130	125	69	28	3	0	436	51-60	255
7:30 AM	11	0	0	2	3	6	11	69	152	133	49	11	2	0	449	51-60	285
7:45 AM	20	0	0	0	2	0	22	92	201	104	37	4	1	0	483	51-60	304
8:00 AM	10	0	0	2	5	3	22	62	111	126	41	9	0	1	392	51-60	236
8:15 AM	6	0	0	4	2	11	17	63	159	105	60	8	3	0	438	51-60	264
8:30 AM	8	0	1	3	4	4	20	74	156	105	31	3	1	1	411	51-60	261
8:45 AM	11	0	0	0	0	4	22	67	139	134	46	5	1	0	429	51-60	273
9:00 AM	13	0	2	2	1	3	19	69	147	84	23	4	1	0	368	51-60	231
9:15 AM	9	0	1	2	4	4	20	77	119	99	38	8	0	0	381	51-60	218
9:30 AM	9	0	0	2	4	9	27	71	115	82	30	7	1	0	357	51-60	196
9:45 AM	8	2	2	5	1	15	23	73	132	81	32	8	1	0	383	51-60	212
10:00 AM	5	0	0	3	6	1	22	83	117	83	25	4	1	0	350	51-60	200
10:15 AM	3	0	0	1	1	4	15	75	148	65	39	6	0	0	357	46-55	223
10:30 AM	5	0	0	1	4	1	21	75	134	87	34	5	0	0	367	51-60	220
10:45 AM	11	0	2	2	0	2	21	68	123	104	30	6	0	0	369	51-60	227
11:00 AM	11	0	2	4	3	5	19	79	141	94	32	9	0	0	399	51-60	235
11:15 AM	14	0	1	1	8	4	21	67	152	86	25	4	1	0	384	51-60	237
11:30 AM	12	0	1	1	3	7	14	52	141	98	36	9	1	0	375	51-60	239
11:45 AM	10	0	0	1	0	3	26	81	134	107	45	4	1	0	412	51-60	240
Day Total																	
Percent																	
AM Peak																	
Volume																	
PM Peak																	
Volume																	
Comments:																	

LOCATION: 2. Sophia Pkwy to Francisco Dr SPECIFIC LOCATION: 0 ft from CITY/STATE: El Dorado Hills, CA															QC JOB #: 12004734 DIRECTION: EB/WB DATE: May 09 2014		
Start Time	1 15	16 20	21 25	26 30	31 35	36 40	41 45	46 50	51 55	56 60	61 65	66 70	71 75	76 999	Total	Pace Speed	Number in Pace
12:00 PM	14	0	1	0	2	5	21	81	150	119	44	4	0	0	441	51-60	269
12:15 PM	8	0	0	3	0	7	15	71	161	103	36	3	1	1	409	51-60	264
12:30 PM	16	0	0	2	5	5	16	57	126	104	44	9	2	0	386	51-60	230
12:45 PM	15	0	0	2	1	4	16	79	175	123	45	3	2	0	465	51-60	298
1:00 PM	11	0	0	0	5	8	22	60	128	101	31	9	0	0	375	51-60	228
1:15 PM	13	0	1	3	0	10	16	109	176	89	40	6	1	0	464	46-55	285
1:30 PM	18	0	2	2	2	2	24	80	141	117	37	8	2	0	435	51-60	257
1:45 PM	16	0	3	1	2	8	22	79	167	117	41	9	0	0	465	51-60	283
2:00 PM	18	0	1	2	6	8	22	87	135	125	42	10	0	1	457	51-60	260
2:15 PM	12	0	0	1	1	4	16	96	170	138	37	6	0	0	481	51-60	308
2:30 PM	10	0	1	1	1	2	28	103	145	143	45	8	0	0	487	51-60	288
2:45 PM	12	0	1	0	2	5	11	78	147	154	52	15	0	0	477	51-60	301
3:00 PM	15	0	0	2	1	4	19	85	173	141	43	8	0	0	491	51-60	314
3:15 PM	15	0	0	1	2	19	36	154	194	143	21	8	0	0	593	46-55	347
3:30 PM	17	0	2	1	2	7	30	116	177	148	57	10	3	0	570	51-60	325
3:45 PM	15	0	1	3	3	9	51	132	215	129	52	5	0	0	615	46-55	347
4:00 PM	16	0	0	1	4	2	28	109	184	141	43	15	0	1	544	51-60	325
4:15 PM	25	0	0	0	2	7	29	96	180	162	41	17	1	0	560	51-60	341
4:30 PM	10	0	0	2	3	3	27	106	213	148	48	9	2	0	571	51-60	361
4:45 PM	22	0	1	3	0	5	29	140	172	147	62	10	2	0	593	51-60	318
5:00 PM	18	0	0	2	5	10	39	129	179	164	49	10	0	0	605	51-60	342
5:15 PM	20	0	0	3	4	7	42	140	215	165	36	8	1	0	641	51-60	380
5:30 PM	32	0	0	0	4	11	32	121	189	142	60	12	0	0	603	51-60	330
5:45 PM	15	0	0	1	4	0	20	84	213	137	51	13	4	0	542	51-60	349
Day Total																	
Percent																	
AM Peak																	
Volume																	
PM Peak																	
Volume																	
Comments:																	

LOCATION: 2. Sophia Pkwy to Francisco Dr SPECIFIC LOCATION: 0 ft from CITY/STATE: El Dorado Hills, CA															QC JOB #: 12004734 DIRECTION: EB/WB DATE: May 09 2014		
Start Time	1 15	16 20	21 25	26 30	31 35	36 40	41 45	46 50	51 55	56 60	61 65	66 70	71 75	76 999	Total	Pace Speed	Number in Pace
6:00 PM	12	0	1	2	3	4	9	54	176	172	39	10	1	0	483	51-60	347
6:15 PM	11	0	0	0	2	2	11	55	161	152	68	10	2	0	474	51-60	312
6:30 PM	13	0	0	0	2	5	14	86	149	115	42	10	3	0	439	51-60	264
6:45 PM	11	0	1	0	1	5	21	64	121	129	30	7	2	1	393	51-60	250
7:00 PM	11	0	1	1	2	3	7	33	126	112	53	9	1	0	359	51-60	237
7:15 PM	13	0	0	0	1	6	11	36	115	101	32	11	2	0	328	51-60	215
7:30 PM	8	0	1	1	1	3	16	60	96	96	24	10	3	0	319	51-60	191
7:45 PM	9	0	0	1	3	7	10	55	80	80	35	8	0	0	288	51-60	160
8:00 PM	7	0	0	1	6	10	10	31	105	76	38	5	0	0	289	51-60	180
8:15 PM	9	0	0	1	3	3	9	42	106	75	30	9	1	0	288	51-60	181
8:30 PM	4	0	0	0	1	6	16	34	97	74	27	4	0	0	263	51-60	171
8:45 PM	8	0	0	0	2	3	5	48	87	70	21	10	2	0	256	51-60	157
9:00 PM	6	0	0	0	0	5	11	28	101	90	24	8	0	0	273	51-60	191
9:15 PM	0	0	0	0	1	2	10	39	76	67	17	4	1	0	217	51-60	143
9:30 PM	6	0	0	0	1	1	5	41	76	48	21	5	1	0	205	51-60	123
9:45 PM	4	0	0	0	0	3	7	36	48	63	23	3	1	0	188	51-60	110
10:00 PM	1	0	1	0	0	1	4	24	58	53	24	6	3	0	175	51-60	110
10:15 PM	5	0	0	0	1	1	9	25	42	45	21	7	0	0	156	51-60	87
10:30 PM	2	0	0	0	1	1	2	16	48	50	21	6	2	0	149	51-60	98
10:45 PM	3	0	0	0	2	1	1	7	38	40	21	7	1	0	121	51-60	78
11:00 PM	1	0	0	0	1	2	6	17	29	32	21	6	0	0	115	51-60	61
11:15 PM	4	0	0	0	2	0	3	9	34	31	18	4	2	0	107	51-60	65
11:30 PM	1	0	0	1	1	2	2	14	21	22	9	3	2	0	78	51-60	43
11:45 PM	2	0	0	0	0	1	1	9	31	29	28	5	0	1	107	52-61	59
Day Total	794	2	32	85	159	333	1215	4780	9239	7565	2912	653	103	15	27887	51-60	16804
Percent	2.8%	0.0%	0.1%	0.3%	0.6%	1.2%	4.4%	17.1%	33.1%	27.1%	10.4%	2.3%	0.4%	0.1%			
ADT 27887																	
AM Peak Volume	7:45 AM	9:45 AM	9:00 AM	9:45 AM	11:15 AM	9:45 AM	9:30 AM	7:45 AM	7:45 AM	8:45 AM	7:00 AM	7:15 AM	6:15 AM	5:30 AM	7:45 AM		
	20	2	2	5	8	15	27	92	201	134	72	28	6	3	483		
PM Peak Volume	5:30 PM		1:45 PM	12:15 PM	2:00 PM	3:15 PM	3:45 PM	3:15 PM	3:45 PM	6:00 PM	6:15 PM	4:15 PM	5:45 PM	12:15 PM	5:15 PM		
	32		3	3	6	19	51	154	215	172	68	17	4	1	641		
<i>Comments:</i>																	

LOCATION: 2. Sophia Pkwy to Francisco Dr															QC JOB #: 12004734		
SPECIFIC LOCATION: 0 ft from															DIRECTION: EB/WB		
CITY/STATE: El Dorado Hills, CA															DATE: May 03 2014 - May 09 2014		
Start Time	1 15	16 20	21 25	26 30	31 35	36 40	41 45	46 50	51 55	56 60	61 65	66 70	71 75	76 999	Total	Pace Speed	Number in Pace
Grand Total	5145	42	220	560	895	1932	7700	28728	56518	47828	19116	4775	822	173	174454	51-60	104346
Percent	2.9%	0.0%	0.1%	0.3%	0.5%	1.1%	4.4%	16.5%	32.4%	27.4%	11.0%	2.7%	0.5%	0.1%			
Cumulative Percent	2.9%	3.0%	3.1%	3.4%	3.9%	5.0%	9.5%	25.9%	58.3%	85.7%	96.7%	99.4%	99.9%	100.0%			
ADT 24922															85th Percentile 59 MPH Mean Speed(Average) 52 MPH		
<i>Comments:</i>																Median 53 MPH Mode: 53 MPH	

Report generated on 10/13/2014 10:24 AM

SOURCE: Quality Counts, LLC (<http://www.qualitycounts.net>)



LOCATION: 2. Sophia Pkwy to Francisco Dr SPECIFIC LOCATION: 0 ft from CITY/STATE: El Dorado Hills, CA															QC JOB #: 12004734 DIRECTION: EB DATE: May 03 2014		
Start Time	15	16	21	26	31	36	41	46	51	56	61	66	71	76	Total	Pace Speed	Number in Pace
	15	20	25	30	35	40	45	50	55	60	65	70	75	999			
12:00 AM	1	0	0	0	0	1	1	0	14	13	14	2	2	0	48	51-60	27
12:15 AM	1	0	0	0	0	0	0	2	7	12	5	1	1	0	29	53-62	18
12:30 AM	1	0	0	0	0	1	2	2	5	4	6	0	0	0	21	57-66	9
12:45 AM	2	0	0	0	0	0	0	1	5	6	1	6	0	0	21	52-61	10
1:00 AM	3	0	0	0	0	0	0	4	1	9	2	2	1	0	22	56-65	10
1:15 AM	3	0	0	0	0	0	0	2	2	10	0	2	1	0	20	51-60	12
1:30 AM	1	0	0	0	0	0	0	1	7	7	0	2	1	0	19	51-60	13
1:45 AM	0	0	0	0	0	0	0	3	1	6	3	1	0	0	14	56-65	9
2:00 AM	0	0	0	0	0	0	1	0	1	3	6	0	0	1	12	57-66	8
2:15 AM	0	0	0	0	0	1	0	1	2	1	2	3	0	0	10	63-72	4
2:30 AM	0	0	0	0	0	0	1	1	1	5	3	2	0	0	13	57-66	7
2:45 AM	0	0	0	0	0	0	0	1	0	2	0	1	0	0	4	51-60	2
3:00 AM	0	0	0	0	0	0	0	1	4	1	1	0	0	0	7	46-55	5
3:15 AM	0	0	0	0	0	0	0	1	0	2	1	0	1	0	5	56-65	3
3:30 AM	1	0	0	0	0	0	0	0	1	3	0	1	0	0	6	51-60	4
3:45 AM	0	0	0	0	0	0	0	1	0	0	0	1	0	0	2	41-50	1
4:00 AM	0	0	0	0	0	0	0	0	0	1	2	0	0	0	3	56-65	3
4:15 AM	1	0	0	0	0	0	0	1	2	5	1	2	0	0	12	51-60	7
4:30 AM	0	0	0	0	0	0	0	0	0	3	2	1	0	0	6	56-65	5
4:45 AM	0	0	0	0	0	0	0	2	2	1	0	0	1	0	6	46-55	4
5:00 AM	0	0	0	0	0	1	0	2	3	2	2	0	0	0	10	51-60	5
5:15 AM	0	0	0	0	0	1	0	2	0	2	3	0	0	0	8	58-67	4
5:30 AM	1	0	0	0	0	0	0	2	6	9	1	1	0	0	20	51-60	15
5:45 AM	1	0	0	0	0	0	0	2	2	6	2	2	0	0	15	51-60	8
Day Total																	
Percent																	
AM Peak																	
Volume																	
PM Peak																	
Volume																	
Comments:																	

LOCATION: 2. Sophia Pkwy to Francisco Dr SPECIFIC LOCATION: 0 ft from CITY/STATE: El Dorado Hills, CA															QC JOB #: 12004734 DIRECTION: EB DATE: May 03 2014		
Start Time	15	20	25	30	35	40	45	50	55	60	65	70	75	999	Total	Pace Speed	Number in Pace
6:00 AM	1	0	0	0	0	0	1	1	5	1	3	3	0	1	16	46-55	6
6:15 AM	1	0	0	0	1	0	3	1	7	5	5	2	0	0	25	51-60	12
6:30 AM	1	1	0	0	1	3	2	4	7	18	6	7	0	1	51	51-60	25
6:45 AM	1	0	0	0	0	0	0	3	8	18	9	1	1	0	41	56-65	26
7:00 AM	2	0	0	0	0	3	4	5	15	15	6	3	0	1	54	51-60	30
7:15 AM	2	0	0	0	2	2	2	2	23	16	15	2	1	1	68	51-60	39
7:30 AM	4	0	0	0	1	2	1	6	16	32	24	8	0	0	94	56-65	55
7:45 AM	2	0	0	0	1	2	7	9	19	21	11	2	1	0	75	51-60	40
8:00 AM	5	0	0	1	1	1	3	11	25	39	19	7	1	0	113	51-60	63
8:15 AM	5	0	0	0	1	0	5	18	22	30	15	5	2	0	103	51-60	52
8:30 AM	4	0	0	0	0	1	8	7	23	29	20	6	2	0	100	52-61	51
8:45 AM	7	0	0	0	1	3	5	20	26	38	21	7	3	0	131	51-60	63
9:00 AM	5	0	0	0	2	3	5	14	37	23	7	1	1	0	98	51-60	59
9:15 AM	10	0	0	4	5	5	9	30	42	47	24	4	0	0	180	51-60	89
9:30 AM	4	0	1	1	2	4	10	22	45	39	11	6	1	0	146	51-60	84
9:45 AM	4	0	1	1	2	2	10	40	47	49	22	11	1	0	190	51-60	96
10:00 AM	8	0	0	1	2	3	7	25	46	40	10	4	0	0	146	51-60	86
10:15 AM	6	0	0	0	4	3	11	37	56	36	10	7	2	0	172	50-59	92
10:30 AM	10	0	0	0	5	4	11	40	80	36	17	4	0	0	207	46-55	120
10:45 AM	7	0	0	1	4	9	27	40	59	32	13	3	0	0	195	46-55	99
11:00 AM	6	0	0	1	3	5	27	46	64	44	11	1	1	1	210	46-55	110
11:15 AM	5	0	0	2	0	5	14	52	74	47	21	8	3	0	231	46-55	126
11:30 AM	14	0	0	3	2	3	22	39	79	54	20	2	0	0	238	51-60	133
11:45 AM	8	0	1	1	1	8	13	55	76	49	18	2	1	0	233	46-55	130
Day Total																	
Percent																	
AM Peak Volume																	
PM Peak Volume																	
Comments:																	

LOCATION: 2. Sophia Pkwy to Francisco Dr SPECIFIC LOCATION: 0 ft from CITY/STATE: El Dorado Hills, CA															QC JOB #: 12004734 DIRECTION: EB DATE: May 03 2014		
Start Time	1 15	16 20	21 25	26 30	31 35	36 40	41 45	46 50	51 55	56 60	61 65	66 70	71 75	76 999	Total	Pace Speed	Number in Pace
12:00 PM	9	1	0	1	5	10	31	53	78	42	11	3	0	0	244	46-55	131
12:15 PM	11	0	0	1	2	7	27	57	79	54	26	6	0	0	270	46-55	136
12:30 PM	8	1	0	1	1	7	35	58	66	65	18	4	0	0	264	51-60	131
12:45 PM	5	0	0	2	1	10	29	32	67	48	16	5	0	1	216	51-60	114
1:00 PM	11	0	0	1	3	12	20	84	93	37	11	2	0	0	274	46-55	177
1:15 PM	7	0	0	1	2	13	28	65	75	48	18	4	0	0	261	46-55	140
1:30 PM	9	0	0	0	3	8	38	70	106	47	18	3	1	0	303	46-55	175
1:45 PM	12	0	0	0	0	3	10	67	80	49	18	7	0	0	246	46-55	147
2:00 PM	7	0	0	1	1	7	21	54	60	55	26	5	1	1	239	51-60	115
2:15 PM	8	0	0	2	2	6	26	48	82	37	26	4	0	0	241	46-55	130
2:30 PM	15	0	0	3	1	1	20	62	89	62	22	7	3	0	285	46-55	151
2:45 PM	6	0	0	0	1	7	18	57	82	44	20	7	2	0	244	46-55	139
3:00 PM	7	0	0	0	1	5	14	66	92	54	15	2	1	1	258	46-55	158
3:15 PM	8	1	0	1	0	7	33	51	69	51	20	4	1	0	246	47-56	120
3:30 PM	5	0	0	0	1	5	24	49	77	56	22	7	3	0	249	51-60	132
3:45 PM	9	0	0	1	3	15	32	64	55	49	28	5	2	1	264	46-55	119
4:00 PM	7	0	0	4	1	1	17	49	90	43	22	10	1	1	246	46-55	139
4:15 PM	10	0	0	1	2	7	21	54	81	39	19	7	2	3	246	46-55	134
4:30 PM	9	0	2	4	5	1	14	58	94	46	15	10	1	0	259	46-55	152
4:45 PM	10	0	0	0	1	8	24	59	80	54	11	5	1	0	253	46-55	139
5:00 PM	12	0	1	2	1	3	23	52	72	73	17	5	2	0	263	51-60	145
5:15 PM	13	0	0	0	4	2	18	53	77	50	18	4	1	0	240	46-55	130
5:30 PM	11	0	0	0	3	2	12	41	84	60	17	8	0	0	238	51-60	144
5:45 PM	11	0	0	1	0	2	12	55	59	61	22	6	0	0	229	51-60	119
Day Total																	
Percent																	
AM Peak																	
Volume																	
PM Peak																	
Volume																	
Comments:																	

LOCATION: 2. Sophia Pkwy to Francisco Dr SPECIFIC LOCATION: 0 ft from CITY/STATE: El Dorado Hills, CA															QC JOB #: 12004734 DIRECTION: EB DATE: May 03 2014		
Start Time	1 15	16 20	21 25	26 30	31 35	36 40	41 45	46 50	51 55	56 60	61 65	66 70	71 75	76 999	Total	Pace Speed	Number in Pace
6:00 PM	9	0	0	1	1	1	8	45	67	59	38	11	2	1	243	51-60	126
6:15 PM	5	0	0	0	0	3	8	31	49	54	31	8	2	0	191	51-60	103
6:30 PM	4	0	0	0	2	4	15	37	58	55	29	9	4	0	217	51-60	113
6:45 PM	7	0	0	1	2	3	6	25	55	43	24	9	0	0	175	51-60	97
7:00 PM	6	0	0	0	2	5	11	29	46	42	23	7	1	0	172	51-60	88
7:15 PM	3	0	0	0	0	5	14	36	58	47	19	3	0	0	185	51-60	105
7:30 PM	2	0	0	0	1	0	14	34	48	44	17	2	1	0	163	51-60	92
7:45 PM	2	0	0	0	0	2	4	23	39	44	23	4	1	0	142	51-60	83
8:00 PM	4	0	0	0	2	2	7	31	61	37	18	3	2	0	167	51-60	98
8:15 PM	3	0	0	0	1	3	6	33	42	45	20	9	3	0	165	51-60	87
8:30 PM	3	0	0	0	2	1	6	31	55	40	17	0	0	0	155	51-60	95
8:45 PM	6	0	0	0	2	4	12	26	26	39	15	2	1	1	134	51-60	65
9:00 PM	4	0	0	0	1	1	3	18	51	41	16	4	1	0	140	51-60	91
9:15 PM	4	0	0	1	0	2	4	15	56	38	30	6	1	0	157	51-60	93
9:30 PM	1	0	0	0	0	3	2	8	34	39	24	7	0	0	118	51-60	73
9:45 PM	3	0	0	0	0	2	1	23	24	30	17	3	2	0	105	51-60	54
10:00 PM	1	0	0	0	0	2	6	13	26	25	24	4	2	0	103	51-60	51
10:15 PM	4	0	0	0	1	1	4	9	18	21	31	6	2	1	98	56-65	52
10:30 PM	1	0	0	0	0	0	5	13	20	18	10	3	0	0	70	51-60	38
10:45 PM	4	0	0	1	0	1	2	6	11	25	12	7	0	0	69	56-65	37
11:00 PM	2	0	0	0	0	0	3	10	15	15	8	2	1	0	56	51-60	30
11:15 PM	0	0	0	0	1	1	1	6	24	17	7	10	0	0	67	51-60	41
11:30 PM	0	0	0	0	0	2	4	10	13	17	6	6	0	0	58	51-60	29
11:45 PM	0	0	0	0	0	0	2	7	11	22	11	3	0	0	56	56-65	33
Day Total	436	4	6	47	103	273	907	2436	3761	2952	1321	394	77	17	12734	51-60	6712
Percent	3.4%	0.0%	0.0%	0.4%	0.8%	2.1%	7.1%	19.1%	29.5%	23.2%	10.4%	3.1%	0.6%	0.1%			
ADT 12734																	
AM Peak Volume	11:30 AM	6:30 AM	9:30 AM	9:15 AM	9:15 AM	10:45 AM	10:45 AM	11:45 AM	10:30 AM	11:30 AM	7:30 AM	9:45 AM	8:45 AM	2:00 AM	11:30 AM		
	14	1	1	4	5	9	27	55	80	54	24	11	3	1	238		
PM Peak Volume	2:30 PM	12:00 PM	4:30 PM	4:00 PM	12:00 PM	3:45 PM	1:30 PM	1:00 PM	1:30 PM	5:00 PM	6:00 PM	6:00 PM	6:30 PM	4:15 PM	1:30 PM		
	15	1	2	4	5	15	38	84	106	73	38	11	4	3	303		
<i>Comments:</i>																	

LOCATION: 2. Sophia Pkwy to Francisco Dr SPECIFIC LOCATION: 0 ft from CITY/STATE: El Dorado Hills, CA															QC JOB #: 12004734 DIRECTION: EB DATE: May 04 2014		
Start Time	15	20	25	30	35	40	45	50	55	60	65	70	75	999	Total	Pace Speed	Number in Pace
12:00 AM	2	0	0	0	3	1	4	9	12	16	6	6	2	0	61	51-60	28
12:15 AM	1	0	0	0	1	1	1	2	10	15	7	2	1	0	41	51-60	25
12:30 AM	1	0	0	1	1	0	2	6	12	9	6	1	0	0	39	51-60	20
12:45 AM	0	0	0	0	0	2	2	3	3	13	3	5	1	0	32	56-65	16
1:00 AM	1	0	0	0	0	0	2	2	7	4	5	0	1	0	22	51-60	11
1:15 AM	0	0	0	0	0	0	1	2	3	11	4	4	0	0	25	56-65	15
1:30 AM	1	0	0	0	0	2	0	0	12	3	3	0	0	0	21	51-60	15
1:45 AM	0	0	0	0	0	0	1	1	7	2	1	1	0	0	13	51-60	8
2:00 AM	0	0	0	0	0	0	1	0	1	6	3	3	2	0	16	56-65	9
2:15 AM	2	0	0	0	0	1	0	2	4	3	3	1	0	0	16	55-64	6
2:30 AM	0	0	0	0	0	0	0	0	0	5	5	2	0	0	12	56-65	10
2:45 AM	0	0	0	0	0	0	0	1	1	1	2	0	0	0	5	56-65	3
3:00 AM	0	0	0	0	0	0	0	0	3	1	3	1	1	0	9	52-61	4
3:15 AM	0	0	0	0	0	0	0	0	1	3	0	0	0	0	4	51-60	4
3:30 AM	1	0	0	0	0	0	1	0	0	1	0	1	0	0	4	36-45	1
3:45 AM	1	0	0	0	0	0	0	1	1	1	5	1	0	0	10	56-65	6
4:00 AM	0	0	0	0	0	0	0	1	0	1	1	2	0	0	5	61-70	3
4:15 AM	1	0	0	0	0	0	0	1	0	1	1	1	0	2	7	61-70	2
4:30 AM	0	0	0	0	0	0	0	0	1	3	0	1	1	0	6	51-60	4
4:45 AM	1	0	0	0	0	0	0	2	3	0	1	0	0	0	7	48-57	4
5:00 AM	0	0	0	0	0	0	0	0	2	0	4	0	0	0	6	56-65	4
5:15 AM	0	0	0	0	0	0	1	1	0	3	1	0	1	0	7	56-65	4
5:30 AM	0	0	0	1	0	0	0	2	4	6	3	0	1	0	17	55-64	9
5:45 AM	0	0	0	0	0	0	0	0	3	2	3	4	1	0	13	61-70	7
Day Total																	
Percent																	
AM Peak Volume																	
PM Peak Volume																	
Comments:																	

LOCATION: 2. Sophia Pkwy to Francisco Dr SPECIFIC LOCATION: 0 ft from CITY/STATE: El Dorado Hills, CA															QC JOB #: 12004734 DIRECTION: EB DATE: May 04 2014		
Start Time	15	20	25	30	35	40	45	50	55	60	65	70	75	999	Total	Pace Speed	Number in Pace
6:00 AM	1	0	0	0	0	0	1	1	2	3	5	2	0	0	15	56-65	8
6:15 AM	3	0	0	0	1	0	0	2	2	5	7	5	1	0	26	58-67	12
6:30 AM	1	0	0	0	0	0	0	1	3	4	6	2	1	0	18	58-67	9
6:45 AM	1	0	0	0	0	2	0	5	9	6	6	3	1	1	34	52-61	14
7:00 AM	1	0	0	0	1	1	0	1	1	8	4	7	0	0	24	56-65	12
7:15 AM	3	0	0	0	1	1	2	1	5	10	6	3	3	1	36	56-65	15
7:30 AM	0	0	0	0	1	0	3	5	6	10	7	7	1	0	40	57-66	16
7:45 AM	2	0	0	0	0	1	4	5	15	24	7	5	1	0	64	51-60	38
8:00 AM	2	0	0	0	0	0	3	3	5	9	10	2	0	1	35	56-65	19
8:15 AM	2	0	0	0	1	1	4	9	15	23	7	5	0	0	67	51-60	38
8:30 AM	0	0	0	0	0	1	6	6	19	24	10	4	0	0	70	51-60	42
8:45 AM	8	0	0	0	0	4	5	8	24	30	13	2	0	1	95	51-60	54
9:00 AM	4	0	0	0	0	4	10	10	22	37	10	2	0	0	99	51-60	59
9:15 AM	7	0	0	0	0	2	4	25	32	21	8	1	0	0	100	46-55	57
9:30 AM	3	0	0	0	1	1	10	9	32	28	13	9	1	0	107	51-60	59
9:45 AM	6	0	0	0	1	4	5	20	31	37	17	8	2	0	131	51-60	68
10:00 AM	6	0	0	0	1	4	5	25	37	30	18	7	2	1	136	51-60	67
10:15 AM	6	0	0	0	1	1	13	13	34	42	27	3	0	1	141	51-60	76
10:30 AM	8	0	0	0	1	3	8	25	39	40	28	3	1	0	156	51-60	79
10:45 AM	2	0	0	0	0	2	9	23	45	39	17	3	1	0	141	51-60	84
11:00 AM	2	0	0	0	0	3	11	28	56	34	11	3	0	0	148	51-60	90
11:15 AM	5	0	0	0	2	4	13	44	46	40	9	4	2	1	170	47-56	89
11:30 AM	6	0	0	0	0	1	8	27	54	46	30	5	0	0	177	51-60	99
11:45 AM	7	0	0	0	3	1	9	22	65	60	8	2	0	0	177	51-60	125
Day Total																	
Percent																	
AM Peak Volume																	
PM Peak Volume																	
Comments:																	

LOCATION: 2. Sophia Pkwy to Francisco Dr SPECIFIC LOCATION: 0 ft from CITY/STATE: El Dorado Hills, CA															QC JOB #: 12004734 DIRECTION: EB DATE: May 04 2014		
Start Time	1 15	16 20	21 25	26 30	31 35	36 40	41 45	46 50	51 55	56 60	61 65	66 70	71 75	76 999	Total	Pace Speed	Number in Pace
12:00 PM	5	0	0	1	3	3	15	51	60	55	25	3	1	0	222	51-60	115
12:15 PM	10	0	0	0	1	3	6	46	53	42	20	4	4	0	189	47-56	98
12:30 PM	10	0	0	0	0	3	8	30	66	51	15	6	0	0	189	51-60	116
12:45 PM	10	1	0	0	2	7	15	53	61	36	11	4	0	0	200	46-55	113
1:00 PM	7	0	0	0	1	4	15	41	64	56	15	3	0	0	206	51-60	119
1:15 PM	9	0	0	1	0	3	10	34	66	53	11	5	5	0	197	51-60	118
1:30 PM	9	0	0	0	0	4	12	51	88	39	15	4	0	0	222	46-55	139
1:45 PM	6	0	0	0	0	3	19	48	74	51	29	3	1	0	234	51-60	124
2:00 PM	8	0	0	1	0	1	16	56	77	57	19	8	1	0	244	51-60	134
2:15 PM	9	0	0	0	0	7	22	46	76	47	25	6	0	1	239	51-60	123
2:30 PM	4	0	0	0	1	5	17	49	71	50	13	5	2	0	217	51-60	121
2:45 PM	5	0	0	0	1	2	19	42	65	52	18	1	3	1	209	51-60	117
3:00 PM	9	0	0	0	0	4	11	43	77	44	26	7	0	0	221	51-60	121
3:15 PM	6	0	0	0	1	1	11	31	80	65	31	6	1	0	233	51-60	145
3:30 PM	6	0	0	2	4	1	8	40	73	61	27	12	1	0	235	51-60	133
3:45 PM	9	0	1	2	0	3	14	30	74	64	19	6	3	0	225	51-60	138
4:00 PM	7	0	0	0	0	0	8	58	71	60	23	9	2	0	238	51-60	131
4:15 PM	8	0	1	2	0	1	9	30	74	59	40	12	3	1	240	51-60	133
4:30 PM	11	0	0	0	1	4	3	40	71	54	39	10	2	0	235	51-60	125
4:45 PM	11	0	0	0	2	1	12	39	58	64	28	11	1	0	227	51-60	122
5:00 PM	4	0	0	1	1	0	14	36	48	55	33	10	2	1	205	51-60	103
5:15 PM	6	0	0	0	0	4	8	32	65	58	24	7	2	2	208	51-60	122
5:30 PM	10	0	0	1	1	3	7	18	37	61	35	20	7	1	201	53-62	97
5:45 PM	2	0	0	1	2	2	7	30	55	52	23	13	0	0	187	51-60	107
Day Total																	
Percent																	
AM Peak																	
Volume																	
PM Peak																	
Volume																	
Comments:																	

LOCATION: 2. Sophia Pkwy to Francisco Dr SPECIFIC LOCATION: 0 ft from CITY/STATE: El Dorado Hills, CA															QC JOB #: 12004734 DIRECTION: EB DATE: May 04 2014			
Start Time	15	20	25	30	35	40	45	50	55	60	65	70	75	999	Total	Pace Speed	Number in Pace	
6:00 PM	8	0	0	0	0	2	9	28	48	57	40	17	3	0	212	51-60	105	
6:15 PM	7	0	0	0	0	0	7	13	35	34	39	14	3	2	154	56-65	73	
6:30 PM	5	0	0	0	0	3	4	9	21	32	34	23	0	3	134	56-65	66	
6:45 PM	11	0	0	0	0	0	4	7	33	44	32	18	6	2	157	51-60	77	
7:00 PM	3	0	0	0	0	0	3	3	38	44	35	15	6	0	147	51-60	82	
7:15 PM	3	0	0	0	1	2	2	11	36	47	32	15	6	0	155	51-60	83	
7:30 PM	6	0	0	0	1	2	3	10	15	54	31	16	5	0	143	56-65	84	
7:45 PM	3	0	0	0	0	0	1	3	22	41	36	13	4	1	124	56-65	77	
8:00 PM	5	0	0	0	0	1	2	8	23	36	21	13	4	0	113	51-60	59	
8:15 PM	2	0	0	0	0	1	3	9	42	34	25	5	0	1	122	51-60	76	
8:30 PM	2	0	0	0	0	0	1	11	33	31	27	10	0	0	115	51-60	64	
8:45 PM	3	0	0	0	1	0	3	20	45	21	16	7	0	0	116	51-60	66	
9:00 PM	2	0	0	0	1	0	3	10	21	29	13	5	1	1	86	51-60	49	
9:15 PM	1	0	0	0	2	0	2	4	29	22	18	4	2	0	84	51-60	51	
9:30 PM	0	0	0	0	0	0	1	6	14	22	9	9	3	2	66	51-60	36	
9:45 PM	3	0	0	0	0	0	2	6	12	34	18	6	2	0	83	56-65	51	
10:00 PM	2	0	0	0	0	0	1	6	16	15	11	3	0	1	55	51-60	31	
10:15 PM	1	0	0	0	0	0	0	3	6	7	16	12	5	1	51	61-70	27	
10:30 PM	0	0	0	0	0	1	0	2	12	14	13	2	2	1	47	56-65	27	
10:45 PM	0	0	0	0	1	0	0	1	8	8	7	4	3	0	32	51-60	16	
11:00 PM	0	0	0	0	0	0	0	0	2	6	9	4	1	0	22	56-65	15	
11:15 PM	0	0	0	0	0	0	0	3	5	8	4	2	0	0	22	51-60	13	
11:30 PM	0	0	0	0	0	0	0	2	3	6	5	3	1	0	20	56-65	11	
11:45 PM	1	0	0	0	0	0	1	1	1	1	2	2	0	0	9	61-70	4	
Day Total	347	1	2	14	48	129	487	1504	2813	2653	1411	530	127	31	10097	51-60	5466	
Percent	3.4%	0.0%	0.0%	0.1%	0.5%	1.3%	4.8%	14.9%	27.9%	26.3%	14.0%	5.2%	1.3%	0.3%				
ADT 10097																		
AM Peak	8:45 AM 12:30 AM 12:00 AM 8:45 AM 10:15 AM 11:15 AM 11:45 AM 11:45 AM 11:30 AM 9:30 AM 7:15 AM 4:15 AM																	
Volume	8			1	3	4	13	44	65	60	30	9	3	2	177			
PM Peak	4:30 PM 12:45 PM 3:45 PM 3:30 PM 3:30 PM 12:45 PM 2:15 PM 4:00 PM 1:30 PM 3:15 PM 4:15 PM 6:30 PM 5:30 PM 6:30 PM																	
Volume	11	1	1	2	4	7	22	58	88	65	40	23	7	3	244			
<i>Comments:</i>																		

LOCATION: 2. Sophia Pkwy to Francisco Dr SPECIFIC LOCATION: 0 ft from CITY/STATE: El Dorado Hills, CA															QC JOB #: 12004734 DIRECTION: EB DATE: May 05 2014		
Start Time	15	20	25	30	35	40	45	50	55	60	65	70	75	999	Total	Pace Speed	Number in Pace
12:00 AM	0	0	0	0	0	0	0	1	2	3	2	2	1	1	12	56-65	5
12:15 AM	0	0	0	0	0	0	0	0	6	4	7	2	1	1	21	58-67	10
12:30 AM	0	0	0	0	0	0	1	0	1	2	2	1	2	1	10	56-65	4
12:45 AM	0	0	0	0	0	0	1	3	1	2	1	0	0	0	8	41-50	4
1:00 AM	1	0	0	0	0	0	0	0	2	2	2	0	0	0	7	56-65	4
1:15 AM	0	0	0	0	0	0	3	3	1	3	2	0	0	0	12	56-65	5
1:30 AM	0	0	0	0	0	0	0	0	1	1	3	2	1	0	8	61-70	5
1:45 AM	1	0	0	0	0	0	0	0	1	3	1	0	0	0	6	51-60	4
2:00 AM	0	0	0	0	0	0	0	1	2	1	1	1	0	0	6	51-60	3
2:15 AM	0	0	0	0	0	0	0	0	1	2	1	1	1	0	6	56-65	3
2:30 AM	0	0	0	0	0	0	0	0	1	0	1	0	0	0	2	46-55	1
2:45 AM	0	0	0	0	0	0	0	0	0	2	0	0	0	0	2	51-60	2
3:00 AM	0	0	0	0	0	0	0	0	0	0	0	1	0	0	1	61-70	1
3:15 AM	0	0	0	0	0	0	0	0	2	1	1	0	0	0	4	51-60	3
3:30 AM	0	0	0	0	0	0	0	0	1	0	0	0	0	0	1	46-55	1
3:45 AM	1	0	0	0	0	0	0	0	0	1	1	1	0	0	4	61-70	2
4:00 AM	0	0	0	0	0	0	0	0	0	0	1	0	0	0	1	56-65	1
4:15 AM	0	0	0	0	0	0	0	0	0	0	2	0	2	1	5	71-80	2
4:30 AM	0	0	0	0	0	0	0	2	0	3	2	1	0	0	8	56-65	5
4:45 AM	0	0	0	0	0	0	0	0	1	0	1	2	1	1	6	66-75	3
5:00 AM	0	0	0	0	0	0	0	2	2	3	3	2	0	1	13	61-70	5
5:15 AM	0	0	0	0	0	1	0	4	1	1	8	5	1	0	21	61-70	13
5:30 AM	3	0	0	0	0	0	0	1	3	6	4	6	1	1	25	58-67	10
5:45 AM	0	0	0	0	0	0	1	1	6	7	10	4	1	0	30	56-65	17
Day Total																	
Percent																	
AM Peak Volume																	
PM Peak Volume																	
Comments:																	

LOCATION: 2. Sophia Pkwy to Francisco Dr SPECIFIC LOCATION: 0 ft from CITY/STATE: El Dorado Hills, CA															QC JOB #: 12004734 DIRECTION: EB DATE: May 05 2014		
Start Time	15	20	25	30	35	40	45	50	55	60	65	70	75	999	Total	Pace Speed	Number in Pace
6:00 AM	1	0	0	0	1	0	0	6	2	9	13	4	0	3	39	56-65	22
6:15 AM	3	0	0	0	0	0	2	3	4	11	10	15	3	1	52	61-70	25
6:30 AM	2	0	0	0	0	0	2	0	9	30	18	15	7	1	84	56-65	47
6:45 AM	5	0	0	0	0	1	6	3	16	31	32	17	4	1	116	56-65	63
7:00 AM	3	0	0	1	1	1	1	7	25	40	27	14	4	2	126	56-65	67
7:15 AM	2	0	0	1	0	1	2	9	21	35	38	14	7	0	130	56-65	72
7:30 AM	1	0	0	0	0	3	3	11	29	41	34	10	4	1	137	56-65	75
7:45 AM	4	0	0	0	1	0	5	8	23	49	29	9	2	1	131	56-65	78
8:00 AM	3	0	0	1	1	1	0	12	33	43	34	11	4	0	143	56-65	77
8:15 AM	6	0	0	0	1	6	5	27	46	38	16	13	2	0	160	51-60	83
8:30 AM	6	0	0	1	1	4	3	16	44	47	26	12	4	0	164	51-60	91
8:45 AM	5	0	0	1	1	1	3	22	27	33	20	4	0	0	117	51-60	59
9:00 AM	3	0	0	4	1	4	0	13	24	29	17	1	0	1	97	51-60	52
9:15 AM	5	0	0	1	1	3	5	12	20	35	20	6	1	0	109	51-60	55
9:30 AM	2	0	0	1	3	2	2	11	27	45	27	9	2	1	132	56-65	72
9:45 AM	1	0	0	2	2	1	2	9	21	46	26	10	1	0	121	56-65	72
10:00 AM	2	0	0	3	1	7	5	20	33	41	20	2	2	0	136	51-60	74
10:15 AM	5	0	0	2	2	5	10	21	29	27	17	9	1	0	128	51-60	56
10:30 AM	2	0	0	0	2	3	2	13	50	52	14	1	1	0	140	51-60	102
10:45 AM	4	0	1	0	2	4	4	18	38	43	19	4	1	1	139	51-60	80
11:00 AM	0	0	0	0	4	0	3	18	43	53	26	4	1	0	152	51-60	95
11:15 AM	3	0	0	1	2	2	7	22	51	47	21	1	2	0	159	51-60	98
11:30 AM	7	0	0	0	2	2	5	17	43	57	23	4	0	0	160	51-60	100
11:45 AM	4	0	0	1	2	2	5	21	27	68	30	11	3	1	175	56-65	98
Day Total																	
Percent																	
AM Peak Volume																	
PM Peak Volume																	
Comments:																	

LOCATION: 2. Sophia Pkwy to Francisco Dr SPECIFIC LOCATION: 0 ft from CITY/STATE: El Dorado Hills, CA															QC JOB #: 12004734 DIRECTION: EB DATE: May 05 2014		
Start Time	1 15	16 20	21 25	26 30	31 35	36 40	41 45	46 50	51 55	56 60	61 65	66 70	71 75	76 999	Total	Pace Speed	Number in Pace
12:00 PM	2	0	1	1	2	2	4	24	57	53	26	7	1	0	180	51-60	109
12:15 PM	3	0	0	1	1	3	7	18	52	61	29	10	3	0	188	51-60	112
12:30 PM	5	0	0	2	2	2	6	31	56	61	27	1	1	1	195	51-60	116
12:45 PM	6	0	0	4	9	10	29	38	59	35	21	1	0	0	212	46-55	97
1:00 PM	6	0	0	1	4	2	8	27	48	69	21	6	1	0	193	51-60	117
1:15 PM	7	0	0	1	0	1	7	33	50	63	26	10	3	0	201	51-60	112
1:30 PM	6	0	0	1	1	4	10	32	44	76	26	8	0	0	208	51-60	119
1:45 PM	5	0	0	0	1	2	6	34	52	53	29	8	1	0	191	51-60	104
2:00 PM	7	0	0	1	2	0	7	45	62	53	32	3	1	0	213	51-60	114
2:15 PM	4	0	0	0	2	2	11	34	70	51	21	5	1	0	201	51-60	120
2:30 PM	6	0	0	0	2	3	10	39	76	60	18	6	3	0	223	51-60	136
2:45 PM	7	0	0	1	5	7	14	55	81	39	23	3	6	0	241	46-55	135
3:00 PM	6	0	0	1	1	2	9	30	78	65	20	8	1	0	221	51-60	143
3:15 PM	3	0	0	1	1	2	11	32	64	60	38	9	3	0	224	51-60	124
3:30 PM	10	0	0	1	4	3	5	49	79	66	30	9	2	0	258	51-60	144
3:45 PM	8	0	0	0	1	7	22	58	104	77	32	13	1	0	323	51-60	180
4:00 PM	8	0	2	0	1	2	14	64	116	59	24	8	3	0	301	46-55	179
4:15 PM	11	0	0	2	0	3	10	61	85	84	42	7	2	0	307	51-60	169
4:30 PM	7	0	0	1	0	4	13	63	109	78	27	10	1	1	314	51-60	187
4:45 PM	14	0	0	2	3	4	12	65	77	85	42	13	0	0	317	51-60	162
5:00 PM	3	0	1	2	2	3	15	57	119	86	28	4	0	0	320	51-60	204
5:15 PM	9	0	1	0	1	9	25	68	106	84	23	9	0	1	336	51-60	190
5:30 PM	12	0	0	1	2	9	19	66	104	82	25	10	2	0	332	51-60	185
5:45 PM	8	1	0	1	2	6	26	67	110	64	30	6	0	1	322	46-55	177
Day Total																	
Percent																	
AM Peak																	
Volume																	
PM Peak																	
Volume																	
Comments:																	

LOCATION: 2. Sophia Pkwy to Francisco Dr SPECIFIC LOCATION: 0 ft from CITY/STATE: El Dorado Hills, CA															QC JOB #: 12004734 DIRECTION: EB DATE: May 05 2014			
Start Time	15	20	25	30	35	40	45	50	55	60	65	70	75	999	Total	Pace Speed	Number in Pace	
6:00 PM	6	1	1	2	0	5	17	41	77	86	43	11	2	1	293	51-60	162	
6:15 PM	8	0	0	3	1	2	16	23	76	84	36	15	1	0	265	51-60	160	
6:30 PM	4	1	0	0	0	0	5	38	61	64	50	6	1	0	230	51-60	125	
6:45 PM	6	0	0	0	0	2	4	15	50	70	59	21	7	0	234	56-65	129	
7:00 PM	5	0	0	0	1	5	6	31	72	66	35	7	1	1	230	51-60	137	
7:15 PM	3	0	0	0	1	2	1	23	46	67	50	18	4	1	216	56-65	117	
7:30 PM	5	0	0	1	0	0	8	30	39	55	26	11	4	0	179	51-60	94	
7:45 PM	2	0	0	1	0	2	3	18	41	54	24	12	1	0	158	51-60	95	
8:00 PM	6	0	0	0	0	1	5	13	55	48	28	12	2	1	171	51-60	102	
8:15 PM	2	0	0	0	0	2	3	16	53	41	30	3	2	1	153	51-60	93	
8:30 PM	2	0	0	0	2	2	5	10	50	45	23	2	0	0	141	51-60	95	
8:45 PM	1	0	0	0	1	0	14	26	40	36	12	2	1	0	133	51-60	76	
9:00 PM	4	0	0	0	1	0	7	23	35	28	8	4	0	0	110	51-60	62	
9:15 PM	0	0	0	0	0	0	5	22	32	31	16	0	1	0	107	51-60	63	
9:30 PM	1	0	0	0	1	1	7	20	30	17	6	3	0	1	87	46-55	50	
9:45 PM	1	0	0	0	1	2	4	9	26	31	15	3	1	0	93	51-60	57	
10:00 PM	0	0	0	0	0	1	4	13	27	18	11	2	0	0	76	51-60	44	
10:15 PM	0	0	0	0	0	1	2	9	16	12	3	1	0	0	44	51-60	27	
10:30 PM	0	0	0	0	0	0	3	1	10	13	10	5	0	0	42	53-62	23	
10:45 PM	0	0	0	0	0	1	3	7	5	13	4	2	0	0	35	51-60	18	
11:00 PM	1	0	0	0	0	0	1	8	13	8	2	2	0	0	35	51-60	21	
11:15 PM	0	0	0	0	2	0	3	3	8	5	9	4	0	0	34	56-65	14	
11:30 PM	0	0	0	1	0	0	0	2	6	10	6	0	1	0	26	51-60	16	
11:45 PM	0	0	0	0	0	1	0	1	3	6	4	1	0	0	16	56-65	10	
Day Total	305	3	7	53	91	176	514	1829	3449	3469	1783	552	133	31	12395	51-60	6917	
Percent	2.5%	0.0%	0.1%	0.4%	0.7%	1.4%	4.1%	14.8%	27.8%	28.0%	14.4%	4.5%	1.1%	0.3%				
ADT 12395																		
AM Peak	11:30 AM	10:45 AM	9:00 AM	11:00 AM	10:00 AM	10:15 AM	8:15 AM	11:15 AM	11:45 AM	7:15 AM	6:45 AM	6:30 AM	6:00 AM	11:45 AM				
Volume	7	1	4	4	7	10	27	51	68	38	17	7	3	175				
PM Peak	4:45 PM	5:45 PM	4:00 PM	12:45 PM	12:45 PM	12:45 PM	12:45 PM	5:15 PM	5:00 PM	5:00 PM	6:45 PM	6:45 PM	6:45 PM	12:30 PM	5:15 PM			
Volume	14	1	2	4	9	10	29	68	119	86	59	21	7	1	336			
<i>Comments:</i>																		

LOCATION: 2. Sophia Pkwy to Francisco Dr SPECIFIC LOCATION: 0 ft from CITY/STATE: El Dorado Hills, CA															QC JOB #: 12004734 DIRECTION: EB DATE: May 06 2014		
Start Time	15	20	25	30	35	40	45	50	55	60	65	70	75	999	Total	Pace Speed	Number in Pace
12:00 AM	0	0	0	0	0	0	1	4	7	5	2	0	0	1	20	51-60	12
12:15 AM	0	0	0	0	0	0	0	1	4	4	4	1	0	0	14	56-65	8
12:30 AM	0	0	0	0	1	0	0	2	3	3	0	0	1	0	10	52-61	5
12:45 AM	0	0	0	0	0	0	0	1	0	4	2	0	0	0	7	56-65	6
1:00 AM	1	0	0	0	0	0	0	0	1	1	2	0	0	0	5	56-65	3
1:15 AM	0	0	0	0	0	0	1	0	2	2	0	1	0	0	6	51-60	4
1:30 AM	0	0	0	0	0	0	0	1	0	2	0	1	0	0	4	51-60	2
1:45 AM	0	0	0	0	0	0	0	0	0	2	1	1	0	0	4	56-65	3
2:00 AM	0	0	0	0	1	0	1	0	0	1	0	1	0	0	4	26-35	1
2:15 AM	0	0	0	0	0	0	0	1	1	1	1	0	0	0	4	56-65	2
2:30 AM	0	0	0	0	0	0	0	0	0	1	0	0	0	0	1	51-60	1
2:45 AM	0	0	0	0	0	0	0	1	0	0	2	0	1	0	4	56-65	2
3:00 AM	0	0	0	0	0	0	0	0	0	1	0	0	1	0	2	51-60	1
3:15 AM	1	0	0	0	0	0	1	1	0	0	0	0	0	0	3	41-50	2
3:30 AM	1	0	0	0	0	1	1	2	3	0	0	0	0	0	8	48-57	4
3:45 AM	0	0	0	0	0	0	0	0	0	2	0	1	0	0	3	51-60	2
4:00 AM	0	0	0	0	0	0	1	0	2	0	1	1	0	0	5	61-70	2
4:15 AM	0	0	0	0	0	0	0	1	1	1	1	1	0	1	6	61-70	2
4:30 AM	0	0	0	0	0	0	0	0	2	2	0	1	0	0	5	51-60	4
4:45 AM	0	0	0	0	0	0	0	0	2	3	3	2	0	0	10	61-70	5
5:00 AM	1	0	0	0	0	0	1	1	3	1	3	1	0	0	11	52-61	4
5:15 AM	1	0	0	0	0	0	1	2	3	0	6	1	0	0	14	61-70	6
5:30 AM	2	0	0	0	0	0	0	1	6	6	4	5	1	0	25	53-62	11
5:45 AM	3	0	0	0	0	0	2	1	2	7	9	3	3	0	30	56-65	16
Day Total																	
Percent																	
AM Peak Volume																	
PM Peak Volume																	
Comments:																	

LOCATION: 2. Sophia Pkwy to Francisco Dr SPECIFIC LOCATION: 0 ft from CITY/STATE: El Dorado Hills, CA															QC JOB #: 12004734 DIRECTION: EB DATE: May 06 2014		
Start Time	1 15	16 20	21 25	26 30	31 35	36 40	41 45	46 50	51 55	56 60	61 65	66 70	71 75	76 999	Total	Pace Speed	Number in Pace
6:00 AM	2	0	0	0	1	1	3	2	7	9	11	4	3	0	43	56-65	20
6:15 AM	0	1	0	0	0	1	1	4	12	16	11	5	1	0	52	51-60	28
6:30 AM	2	0	0	0	0	1	0	5	10	24	21	5	3	3	74	56-65	45
6:45 AM	2	0	0	0	0	1	2	9	32	27	23	12	3	2	113	51-60	59
7:00 AM	3	0	0	0	1	2	1	13	31	36	20	6	4	0	117	51-60	67
7:15 AM	5	0	0	0	0	0	4	14	33	44	39	11	2	0	152	56-65	83
7:30 AM	0	0	1	0	2	0	0	10	33	43	33	11	3	1	137	56-65	75
7:45 AM	3	0	1	0	1	2	1	15	32	52	20	6	2	0	135	51-60	84
8:00 AM	3	0	0	0	3	1	4	21	26	44	21	8	0	0	131	51-60	70
8:15 AM	6	0	0	1	2	2	4	25	43	52	13	6	2	0	156	51-60	95
8:30 AM	1	0	0	0	0	3	3	17	54	43	18	8	2	0	149	51-60	96
8:45 AM	5	0	0	0	2	2	2	19	35	36	22	7	1	1	132	51-60	71
9:00 AM	3	0	0	1	2	5	2	12	35	42	20	6	0	0	128	51-60	77
9:15 AM	1	0	1	3	4	2	5	27	42	35	20	2	0	0	142	51-60	77
9:30 AM	4	0	0	2	1	1	1	13	43	30	17	2	0	0	114	51-60	73
9:45 AM	9	0	0	2	4	1	9	22	35	36	14	5	0	0	137	51-60	71
10:00 AM	4	0	0	1	1	6	4	15	40	34	19	4	2	0	130	51-60	74
10:15 AM	3	0	0	1	0	1	6	30	40	31	9	2	1	0	124	51-60	71
10:30 AM	3	0	0	1	0	0	5	41	38	30	17	7	1	0	143	46-55	78
10:45 AM	8	0	0	1	0	0	2	14	42	48	18	5	0	1	139	51-60	89
11:00 AM	1	0	0	0	1	1	7	29	40	35	22	6	0	0	142	51-60	75
11:15 AM	6	0	0	1	0	6	13	27	47	28	18	2	0	0	148	51-60	74
11:30 AM	3	2	3	2	8	5	15	50	52	24	9	1	0	0	174	46-55	102
11:45 AM	6	0	0	1	4	2	13	43	56	47	16	3	0	0	191	51-60	103
Day Total																	
Percent																	
AM Peak Volume																	
PM Peak Volume																	
Comments:																	

LOCATION: 2. Sophia Pkwy to Francisco Dr SPECIFIC LOCATION: 0 ft from CITY/STATE: El Dorado Hills, CA															QC JOB #: 12004734 DIRECTION: EB DATE: May 06 2014		
Start Time	1 15	16 20	21 25	26 30	31 35	36 40	41 45	46 50	51 55	56 60	61 65	66 70	71 75	76 999	Total	Pace Speed	Number in Pace
12:00 PM	3	0	0	0	2	1	11	22	53	45	20	5	1	0	163	51-60	98
12:15 PM	7	0	0	1	1	3	4	22	53	51	21	6	5	1	175	51-60	103
12:30 PM	9	0	0	1	1	3	20	24	51	28	21	4	0	0	162	51-60	78
12:45 PM	5	0	1	1	1	3	5	14	62	59	20	5	0	0	176	51-60	121
1:00 PM	3	0	1	2	0	5	4	26	48	48	23	10	1	0	171	51-60	95
1:15 PM	4	0	0	1	0	3	5	40	73	40	31	3	1	0	201	49-58	113
1:30 PM	5	0	0	2	1	2	7	34	54	48	22	4	0	0	179	51-60	101
1:45 PM	6	0	0	1	1	1	14	49	69	66	28	4	0	0	239	51-60	134
2:00 PM	5	0	1	3	0	1	13	44	78	51	32	6	2	1	237	51-60	128
2:15 PM	6	0	0	0	0	2	5	45	80	51	18	5	0	0	212	51-60	130
2:30 PM	8	0	0	2	1	3	13	37	77	61	17	4	1	0	224	51-60	137
2:45 PM	11	0	0	0	1	3	5	48	93	61	23	11	1	0	257	51-60	153
3:00 PM	16	0	0	3	2	7	20	56	80	64	25	10	1	0	284	51-60	144
3:15 PM	6	0	0	2	4	5	23	36	83	64	27	9	2	0	261	51-60	147
3:30 PM	9	0	0	0	0	6	9	57	85	82	21	2	0	0	271	51-60	166
3:45 PM	8	0	0	0	1	5	6	55	95	66	26	8	3	0	273	51-60	160
4:00 PM	11	0	0	0	1	0	25	59	102	89	26	7	2	0	322	51-60	191
4:15 PM	4	0	0	1	1	2	11	58	85	69	40	6	2	0	279	51-60	154
4:30 PM	10	0	0	0	3	9	18	48	93	59	22	9	3	1	275	51-60	152
4:45 PM	7	0	0	1	0	6	21	52	79	72	30	13	1	0	282	51-60	151
5:00 PM	13	0	0	0	2	2	32	75	111	56	21	4	0	0	316	46-55	185
5:15 PM	11	0	0	2	2	15	29	66	97	90	33	5	0	0	350	51-60	187
5:30 PM	15	0	0	1	2	2	13	66	113	83	33	4	0	0	332	51-60	196
5:45 PM	16	0	0	1	2	3	30	68	115	65	28	3	2	0	333	46-55	183
Day Total																	
Percent																	
AM Peak																	
Volume																	
PM Peak																	
Volume																	
Comments:																	

LOCATION: 2. Sophia Pkwy to Francisco Dr SPECIFIC LOCATION: 0 ft from CITY/STATE: El Dorado Hills, CA															QC JOB #: 12004734 DIRECTION: EB DATE: May 06 2014		
Start Time	15	20	25	30	35	40	45	50	55	60	65	70	75	999	Total	Pace Speed	Number in Pace
6:00 PM	8	0	1	0	0	6	10	56	78	90	40	4	0	0	293	51-60	168
6:15 PM	6	0	0	2	1	2	16	63	73	64	37	10	2	0	276	51-60	137
6:30 PM	7	0	0	0	0	3	14	31	64	58	36	13	1	0	227	51-60	121
6:45 PM	5	0	0	2	0	1	10	31	59	66	33	6	1	1	215	51-60	124
7:00 PM	5	0	0	0	0	1	4	39	70	63	24	5	4	0	215	51-60	133
7:15 PM	5	0	0	0	2	0	17	42	64	59	15	2	2	0	208	51-60	123
7:30 PM	5	1	0	1	1	2	9	34	50	50	24	4	1	0	182	51-60	100
7:45 PM	2	0	0	0	0	2	2	17	56	55	28	4	2	2	170	51-60	111
8:00 PM	2	0	0	1	0	1	4	36	53	56	18	5	2	0	178	51-60	108
8:15 PM	7	0	0	0	1	10	16	41	39	34	12	2	0	0	162	46-55	80
8:30 PM	2	0	0	0	0	1	7	26	64	42	22	1	1	1	167	51-60	106
8:45 PM	4	0	1	0	0	2	3	27	57	44	8	1	2	1	150	51-60	101
9:00 PM	3	0	0	0	1	0	3	22	40	45	25	3	1	0	143	51-60	85
9:15 PM	3	0	0	0	0	5	6	13	29	30	18	4	0	0	108	51-60	59
9:30 PM	3	0	0	0	0	0	3	17	50	29	19	3	1	0	125	51-60	79
9:45 PM	2	0	0	0	0	2	1	12	34	39	13	3	1	0	107	51-60	73
10:00 PM	5	0	0	0	0	1	1	7	28	23	15	1	1	1	83	51-60	50
10:15 PM	4	0	0	0	2	1	0	4	27	22	11	5	1	0	77	51-60	49
10:30 PM	1	0	0	0	0	0	1	2	16	24	10	3	0	0	57	51-60	39
10:45 PM	1	0	0	0	0	0	1	0	6	14	6	3	0	0	31	56-65	20
11:00 PM	0	0	0	0	0	0	1	2	9	15	8	3	0	0	38	51-60	24
11:15 PM	1	0	0	0	0	0	2	2	7	7	10	2	0	0	31	56-65	17
11:30 PM	0	0	0	0	0	0	1	2	15	2	3	0	1	0	24	46-55	17
11:45 PM	0	0	0	1	0	1	2	4	5	5	5	0	0	0	23	51-60	10
Day Total	372	4	11	49	76	180	594	2128	3822	3299	1540	389	89	19	12572	51-60	7120
Percent	3.0%	0.0%	0.1%	0.4%	0.6%	1.4%	4.7%	16.9%	30.4%	26.2%	12.2%	3.1%	0.7%	0.2%			
ADT 12572																	
AM Peak Volume	9	2	3	3	8	6	15	50	56	52	39	12	4	3	191		
PM Peak Volume	16	1	1	3	4	15	32	75	115	90	40	13	5	2	350		
<i>Comments:</i>																	

LOCATION: 2. Sophia Pkwy to Francisco Dr SPECIFIC LOCATION: 0 ft from CITY/STATE: El Dorado Hills, CA															QC JOB #: 12004734 DIRECTION: EB DATE: May 07 2014		
Start Time	15	20	25	30	35	40	45	50	55	60	65	70	75	999	Total	Pace Speed	Number in Pace
12:00 AM	0	0	0	0	0	1	1	0	8	8	4	1	0	0	23	51-60	16
12:15 AM	0	0	0	0	0	0	0	1	5	7	5	2	1	0	21	53-62	12
12:30 AM	0	0	0	0	1	1	1	2	2	3	1	2	0	0	13	55-64	4
12:45 AM	1	0	0	0	0	0	0	2	2	2	1	0	0	0	8	51-60	4
1:00 AM	1	0	0	0	0	0	0	4	5	1	1	0	0	0	12	46-55	9
1:15 AM	0	0	0	0	0	1	0	1	3	3	2	2	0	0	12	56-65	5
1:30 AM	0	0	0	0	0	0	1	2	1	0	1	0	0	0	5	46-55	3
1:45 AM	0	0	0	0	1	0	0	1	1	1	0	1	0	0	5	51-60	2
2:00 AM	1	0	0	0	1	1	1	3	0	3	0	0	0	0	10	41-50	4
2:15 AM	0	0	0	0	0	0	0	2	0	1	0	1	0	0	4	41-50	2
2:30 AM	0	0	0	0	0	0	0	0	1	1	1	1	0	0	4	61-70	2
2:45 AM	0	0	0	0	0	0	0	0	1	2	0	0	0	0	3	51-60	3
3:00 AM	0	0	0	0	0	0	0	1	2	2	1	1	0	0	7	51-60	4
3:15 AM	0	0	0	0	0	0	0	1	1	0	0	0	0	0	2	46-55	2
3:30 AM	0	0	0	0	1	0	0	0	1	1	4	0	0	0	7	56-65	5
3:45 AM	1	0	0	0	0	0	0	0	1	1	3	0	1	0	7	56-65	4
4:00 AM	0	0	0	0	0	0	0	0	0	1	0	0	0	0	1	51-60	1
4:15 AM	0	0	0	0	0	0	0	0	1	1	0	0	0	0	2	51-60	2
4:30 AM	0	0	0	0	0	0	1	1	2	6	1	1	0	0	11	51-60	8
4:45 AM	0	0	0	0	0	0	0	1	0	1	2	1	0	0	5	61-70	3
5:00 AM	1	0	0	0	0	0	0	3	3	3	1	1	0	0	12	53-62	5
5:15 AM	1	0	0	0	0	0	0	1	1	6	4	4	0	0	17	56-65	10
5:30 AM	4	0	0	0	0	0	1	2	1	3	3	2	0	0	16	61-70	5
5:45 AM	1	0	0	0	0	0	0	3	1	6	11	5	0	1	28	56-65	17
Day Total																	
Percent																	
AM Peak Volume																	
PM Peak Volume																	
Comments:																	

LOCATION: 2. Sophia Pkwy to Francisco Dr SPECIFIC LOCATION: 0 ft from CITY/STATE: El Dorado Hills, CA															QC JOB #: 12004734 DIRECTION: EB DATE: May 07 2014		
Start Time	1 15	16 20	21 25	26 30	31 35	36 40	41 45	46 50	51 55	56 60	61 65	66 70	71 75	76 999	Total	Pace Speed	Number in Pace
6:00 AM	2	0	0	0	0	0	3	1	12	14	6	2	0	0	40	51-60	25
6:15 AM	3	0	0	0	1	1	1	5	7	16	12	5	1	1	53	56-65	27
6:30 AM	3	0	0	0	0	0	1	4	12	36	29	7	3	2	97	56-65	65
6:45 AM	3	0	0	2	0	4	5	9	20	31	28	6	2	0	110	56-65	58
7:00 AM	5	0	1	0	1	2	2	12	25	37	21	16	1	0	123	51-60	62
7:15 AM	4	0	0	1	0	2	2	12	36	51	37	9	0	0	154	56-65	88
7:30 AM	5	0	0	0	2	2	8	20	25	36	31	8	1	0	138	56-65	67
7:45 AM	4	0	0	1	0	2	5	19	37	17	21	6	3	0	115	46-55	56
8:00 AM	4	0	0	0	1	2	6	17	28	35	28	6	4	0	131	51-60	63
8:15 AM	8	0	0	0	4	2	7	21	33	46	25	9	1	0	156	51-60	79
8:30 AM	5	0	0	0	3	2	5	14	53	49	19	8	1	0	159	51-60	102
8:45 AM	2	0	1	0	1	1	12	26	51	38	21	6	2	0	161	51-60	88
9:00 AM	1	0	0	1	2	1	4	10	33	34	26	4	1	0	117	51-60	67
9:15 AM	2	0	0	0	2	0	2	12	30	26	22	2	1	0	99	51-60	56
9:30 AM	4	0	0	0	0	1	5	7	31	47	20	13	1	0	129	51-60	78
9:45 AM	3	0	0	0	3	3	9	24	29	35	14	3	1	0	124	51-60	64
10:00 AM	4	0	1	0	0	1	2	21	40	37	13	3	1	0	123	51-60	77
10:15 AM	2	0	0	1	2	2	7	13	47	40	16	5	2	1	138	51-60	87
10:30 AM	6	0	2	1	2	2	6	23	34	45	21	5	1	0	148	51-60	79
10:45 AM	7	0	0	2	3	4	3	17	53	51	16	6	0	0	162	51-60	103
11:00 AM	2	0	0	0	0	3	3	28	53	35	11	2	0	1	138	51-60	88
11:15 AM	5	0	0	1	2	3	13	40	61	40	25	7	1	0	198	48-57	101
11:30 AM	7	0	1	1	3	5	11	23	41	38	23	7	0	0	160	51-60	78
11:45 AM	9	1	0	1	1	6	12	42	57	49	23	3	0	0	204	51-60	106
Day Total																	
Percent																	
AM Peak Volume																	
PM Peak Volume																	
Comments:																	

LOCATION: 2. Sophia Pkwy to Francisco Dr SPECIFIC LOCATION: 0 ft from CITY/STATE: El Dorado Hills, CA															QC JOB #: 12004734 DIRECTION: EB DATE: May 07 2014		
Start Time	1 15	16 20	21 25	26 30	31 35	36 40	41 45	46 50	51 55	56 60	61 65	66 70	71 75	76 999	Total	Pace Speed	Number in Pace
12:00 PM	6	0	0	1	2	3	10	47	72	45	24	5	0	1	216	46-55	119
12:15 PM	4	0	0	1	2	6	3	18	62	49	29	3	0	0	177	51-60	111
12:30 PM	6	0	0	3	3	1	7	34	59	34	18	5	1	0	171	51-60	93
12:45 PM	3	0	0	2	4	1	5	18	55	71	28	5	3	1	196	51-60	125
1:00 PM	4	0	0	0	2	4	13	35	66	53	25	3	0	0	205	51-60	118
1:15 PM	7	0	0	0	1	3	4	27	58	47	13	3	1	0	164	51-60	105
1:30 PM	8	0	0	2	1	4	7	52	67	55	17	5	0	0	218	51-60	122
1:45 PM	5	0	0	1	2	11	15	34	61	54	20	2	1	0	206	51-60	115
2:00 PM	9	0	0	0	1	3	15	44	86	58	25	6	0	0	247	51-60	144
2:15 PM	7	0	0	1	1	5	17	57	82	41	21	2	1	0	235	46-55	139
2:30 PM	7	0	0	0	2	2	17	55	74	50	21	3	0	1	232	46-55	129
2:45 PM	2	0	0	1	1	13	30	60	82	48	27	5	0	0	269	46-55	142
3:00 PM	9	0	0	1	3	7	20	66	86	64	23	4	2	0	285	48-57	151
3:15 PM	6	0	0	0	0	6	8	44	80	65	26	14	0	0	249	51-60	145
3:30 PM	6	0	0	2	0	2	7	42	75	78	30	7	2	0	251	51-60	153
3:45 PM	5	0	0	1	1	2	22	43	81	82	29	5	0	0	271	51-60	162
4:00 PM	9	0	0	0	1	1	11	58	100	72	21	3	0	1	277	51-60	171
4:15 PM	14	1	0	1	0	3	23	95	111	43	7	1	0	0	299	46-55	205
4:30 PM	14	0	0	0	2	8	31	80	101	74	17	3	0	0	330	46-55	180
4:45 PM	15	0	0	1	2	5	18	80	98	72	31	9	1	0	332	46-55	178
5:00 PM	7	0	0	0	2	5	16	43	127	84	33	7	1	0	325	51-60	211
5:15 PM	12	0	1	0	3	1	10	46	116	95	40	4	0	1	329	51-60	211
5:30 PM	7	0	0	0	0	13	18	42	114	70	31	6	1	0	302	51-60	184
5:45 PM	11	0	0	0	0	7	23	61	105	58	35	3	2	0	305	46-55	166
Day Total																	
Percent																	
AM Peak																	
Volume																	
PM Peak																	
Volume																	
Comments:																	

LOCATION: 2. Sophia Pkwy to Francisco Dr SPECIFIC LOCATION: 0 ft from CITY/STATE: El Dorado Hills, CA															QC JOB #: 12004734 DIRECTION: EB DATE: May 07 2014			
Start Time	15	20	25	30	35	40	45	50	55	60	65	70	75	999	Total	Pace Speed	Number in Pace	
6:00 PM	11	0	0	0	3	1	8	45	109	77	40	7	1	0	302	51-60	185	
6:15 PM	10	0	0	0	1	3	14	44	101	90	49	6	1	0	319	51-60	191	
6:30 PM	11	0	0	0	2	2	4	29	65	89	32	6	0	0	240	51-60	154	
6:45 PM	3	0	0	1	1	3	1	23	72	67	46	13	1	0	231	51-60	139	
7:00 PM	6	0	0	0	0	1	3	15	68	61	36	14	5	2	211	51-60	128	
7:15 PM	5	0	0	0	1	2	7	34	79	47	14	7	1	0	197	51-60	126	
7:30 PM	5	0	0	0	0	1	4	18	34	67	34	11	3	0	177	56-65	101	
7:45 PM	1	0	0	0	1	1	2	21	60	61	41	2	2	0	192	51-60	120	
8:00 PM	4	0	0	0	1	4	2	34	73	43	20	3	1	0	185	51-60	115	
8:15 PM	6	0	0	0	1	3	3	25	45	59	25	4	0	0	171	51-60	104	
8:30 PM	6	0	0	0	1	2	5	17	51	56	17	6	1	0	162	51-60	106	
8:45 PM	9	0	0	0	0	2	5	15	46	51	29	12	4	0	173	51-60	96	
9:00 PM	5	0	0	0	0	1	2	10	36	76	20	8	1	0	159	51-60	111	
9:15 PM	2	0	0	0	0	0	7	13	43	35	24	5	0	0	129	51-60	78	
9:30 PM	0	0	0	0	0	1	5	5	25	44	17	1	0	0	98	51-60	69	
9:45 PM	1	0	0	0	0	1	1	4	28	38	22	5	1	0	101	51-60	65	
10:00 PM	2	0	0	0	0	1	0	5	24	17	17	6	2	0	74	51-60	41	
10:15 PM	0	0	0	0	0	1	3	7	9	18	4	0	1	0	43	51-60	27	
10:30 PM	2	0	0	0	0	1	1	2	11	21	11	3	0	0	52	56-65	32	
10:45 PM	0	0	0	0	1	2	1	4	14	10	8	3	1	0	44	51-60	24	
11:00 PM	1	0	0	0	0	0	0	2	7	12	6	2	2	1	33	55-64	18	
11:15 PM	3	0	0	0	0	0	1	2	9	10	7	3	0	0	35	51-60	19	
11:30 PM	2	0	0	0	0	0	0	1	4	17	3	4	0	0	31	51-60	21	
11:45 PM	1	0	0	1	0	2	1	0	8	13	5	2	0	0	33	51-60	21	
Day Total	390	2	7	32	86	206	570	2007	3930	3487	1672	418	74	14	12895	51-60	7416	
Percent	3.0%	0.0%	0.1%	0.2%	0.7%	1.6%	4.4%	15.6%	30.5%	27.0%	13.0%	3.2%	0.6%	0.1%				
ADT 12895																		
AM Peak Volume	11:45 AM	11:45 AM	10:30 AM	6:45 AM	8:15 AM	11:45 AM	11:15 AM	11:45 AM	11:15 AM	7:15 AM	7:15 AM	7:00 AM	8:00 AM	6:30 AM	11:45 AM			
	9	1	2	2	4	6	13	42	61	51	37	16	4	2	204			
PM Peak Volume	4:45 PM	4:15 PM	5:15 PM	12:30 PM	12:45 PM	2:45 PM	4:30 PM	4:15 PM	5:00 PM	5:15 PM	6:15 PM	3:15 PM	7:00 PM	7:00 PM	4:45 PM			
	15	1	1	3	4	13	31	95	127	95	49	14	5	2	332			
<i>Comments:</i>																		

LOCATION: 2. Sophia Pkwy to Francisco Dr SPECIFIC LOCATION: 0 ft from CITY/STATE: El Dorado Hills, CA															QC JOB #: 12004734 DIRECTION: EB DATE: May 08 2014		
Start Time	15	20	25	30	35	40	45	50	55	60	65	70	75	999	Total	Pace Speed	Number in Pace
12:00 AM	0	0	0	0	0	0	0	4	3	16	0	2	0	0	25	51-60	19
12:15 AM	0	0	0	0	0	0	0	1	3	5	2	1	0	0	12	51-60	8
12:30 AM	1	0	0	0	0	1	0	0	0	3	2	2	1	0	10	56-65	5
12:45 AM	0	0	0	0	0	1	0	0	3	3	4	3	0	0	14	58-67	7
1:00 AM	0	0	0	0	0	0	0	0	2	3	2	2	0	0	9	56-65	5
1:15 AM	1	0	0	0	0	0	1	2	1	2	3	0	0	0	10	58-67	4
1:30 AM	1	0	0	0	0	0	0	0	2	5	0	0	0	0	8	51-60	7
1:45 AM	0	0	0	0	0	0	0	1	0	1	3	0	0	1	6	56-65	4
2:00 AM	0	0	0	0	0	0	0	0	2	0	0	2	0	0	4	46-55	2
2:15 AM	0	0	0	0	0	0	0	1	1	3	0	0	0	0	5	51-60	4
2:30 AM	1	0	0	0	0	0	0	1	0	0	0	0	0	0	2	41-50	1
2:45 AM	0	0	0	0	0	0	0	2	1	1	0	0	0	0	4	46-55	3
3:00 AM	0	0	0	0	0	0	0	2	2	0	0	1	0	0	5	46-55	4
3:15 AM	0	0	0	0	0	0	0	1	0	1	0	0	0	0	2	41-50	1
3:30 AM	0	0	0	0	0	0	0	0	1	1	0	0	0	0	2	51-60	2
3:45 AM	1	0	0	0	0	0	1	0	0	4	0	1	0	0	7	51-60	4
4:00 AM	0	0	0	0	0	0	1	0	2	0	0	0	0	0	3	46-55	2
4:15 AM	0	0	0	0	0	0	0	0	0	1	0	0	0	1	2	51-60	1
4:30 AM	1	0	0	0	0	0	0	1	2	0	2	0	0	0	6	46-55	3
4:45 AM	0	0	0	0	0	0	0	0	1	2	0	2	0	0	5	51-60	3
5:00 AM	0	0	0	0	0	0	0	0	3	4	2	0	0	0	9	51-60	7
5:15 AM	1	0	0	0	0	0	0	2	2	3	3	1	0	0	12	58-67	5
5:30 AM	5	0	0	0	0	0	0	0	2	4	5	3	1	2	22	56-65	9
5:45 AM	3	0	0	1	0	0	1	1	3	3	8	3	4	2	29	61-70	11
Day Total																	
Percent																	
AM Peak																	
Volume																	
PM Peak																	
Volume																	
Comments:																	

LOCATION: 2. Sophia Pkwy to Francisco Dr SPECIFIC LOCATION: 0 ft from CITY/STATE: El Dorado Hills, CA															QC JOB #: 12004734 DIRECTION: EB DATE: May 08 2014		
Start Time	15	20	25	30	35	40	45	50	55	60	65	70	75	999	Total	Pace Speed	Number in Pace
6:00 AM	2	0	0	0	1	1	2	4	12	9	11	4	1	1	48	55-64	20
6:15 AM	2	0	0	0	0	1	2	5	11	11	13	2	1	0	48	56-65	24
6:30 AM	1	0	0	0	1	0	3	6	23	23	17	4	2	2	82	51-60	45
6:45 AM	5	0	0	0	0	0	0	8	20	33	23	9	3	0	101	56-65	55
7:00 AM	3	0	0	3	0	2	2	5	27	38	25	9	5	1	120	53-62	64
7:15 AM	4	0	0	0	0	0	5	16	55	44	26	3	1	0	154	51-60	99
7:30 AM	4	0	0	0	2	0	1	17	47	44	26	7	0	1	149	51-60	91
7:45 AM	6	0	0	1	2	4	2	8	27	41	16	6	1	0	114	51-60	68
8:00 AM	3	0	0	1	2	5	7	20	45	33	14	2	0	0	132	51-60	77
8:15 AM	4	0	0	1	2	2	4	16	25	36	37	15	1	0	143	56-65	73
8:30 AM	3	0	0	1	0	2	10	28	48	36	25	5	3	1	162	51-60	83
8:45 AM	1	0	0	1	1	3	11	17	54	43	8	4	0	0	143	51-60	96
9:00 AM	4	0	0	0	1	1	2	11	34	26	22	6	0	0	107	51-60	60
9:15 AM	4	0	0	0	0	2	4	18	35	41	20	7	1	2	134	51-60	76
9:30 AM	4	0	0	0	2	2	2	22	33	38	16	7	1	1	128	51-60	70
9:45 AM	1	0	0	0	2	3	8	17	34	45	15	6	0	1	132	51-60	79
10:00 AM	4	0	0	1	1	2	9	14	29	38	15	1	1	1	116	51-60	66
10:15 AM	3	0	1	1	1	8	5	25	51	40	9	6	0	0	150	51-60	91
10:30 AM	7	0	0	1	2	2	6	28	51	44	22	4	1	0	168	51-60	95
10:45 AM	1	0	0	3	1	2	5	21	48	35	17	3	0	0	136	51-60	83
11:00 AM	5	0	0	1	1	4	5	37	61	35	16	5	0	0	170	48-57	97
11:15 AM	4	0	0	0	1	2	4	22	52	35	11	3	0	0	134	51-60	87
11:30 AM	3	0	0	0	3	9	8	20	63	41	18	4	0	0	169	51-60	103
11:45 AM	4	0	0	2	1	0	10	33	52	40	24	3	0	1	170	51-60	92
Day Total																	
Percent																	
AM Peak Volume																	
PM Peak Volume																	
Comments:																	

LOCATION: 2. Sophia Pkwy to Francisco Dr SPECIFIC LOCATION: 0 ft from CITY/STATE: El Dorado Hills, CA															QC JOB #: 12004734 DIRECTION: EB DATE: May 08 2014		
Start Time	15	16	21	26	31	36	41	46	51	56	61	66	71	76	Total	Pace Speed	Number in Pace
	15	20	25	30	35	40	45	50	55	60	65	70	75	999			
12:00 PM	7	0	0	0	0	3	9	20	53	47	23	9	0	0	171	51-60	100
12:15 PM	6	0	0	0	0	2	8	18	47	52	18	3	1	0	155	51-60	99
12:30 PM	3	0	0	1	1	3	3	23	54	41	23	8	0	0	160	51-60	94
12:45 PM	2	0	0	0	3	7	6	33	49	63	22	8	2	0	195	51-60	111
1:00 PM	8	0	0	0	3	1	8	17	48	61	21	6	1	0	174	51-60	108
1:15 PM	2	0	0	1	0	2	11	24	58	47	26	17	1	0	189	51-60	105
1:30 PM	8	0	0	1	0	2	14	32	75	51	19	6	0	0	208	51-60	125
1:45 PM	3	1	0	1	1	4	4	13	83	69	26	7	1	1	214	51-60	152
2:00 PM	9	0	0	0	3	5	11	34	70	80	36	5	1	0	254	51-60	150
2:15 PM	9	0	0	0	0	1	7	29	65	71	22	9	2	0	215	51-60	135
2:30 PM	7	0	0	0	2	6	13	46	65	82	24	6	1	0	252	51-60	147
2:45 PM	4	0	0	0	1	3	10	50	87	81	27	6	0	0	269	51-60	167
3:00 PM	7	0	0	0	3	1	13	50	89	60	31	5	1	0	260	51-60	149
3:15 PM	5	0	0	0	3	6	18	42	74	54	22	7	2	1	234	51-60	128
3:30 PM	7	0	2	0	4	1	11	36	89	75	20	5	0	0	250	51-60	164
3:45 PM	11	0	0	2	2	1	25	49	78	75	26	3	4	0	276	51-60	153
4:00 PM	8	1	0	1	8	8	12	46	95	81	31	7	2	0	300	51-60	175
4:15 PM	13	0	0	0	3	6	24	61	86	63	38	13	0	0	307	51-60	149
4:30 PM	13	0	0	0	2	5	22	75	93	73	18	9	0	0	310	46-55	168
4:45 PM	8	0	0	1	1	9	21	64	105	72	26	2	2	0	311	51-60	176
5:00 PM	13	0	0	3	2	3	9	67	110	101	24	6	2	0	340	51-60	210
5:15 PM	14	0	0	0	1	2	16	83	103	80	26	3	0	0	328	46-55	186
5:30 PM	4	0	0	0	1	9	26	78	91	76	38	7	2	1	333	48-57	168
5:45 PM	11	0	1	0	1	4	21	80	93	67	48	9	3	0	338	46-55	173
Day Total																	
Percent																	
AM Peak Volume																	
PM Peak Volume																	
Comments:																	

LOCATION: 2. Sophia Pkwy to Francisco Dr SPECIFIC LOCATION: 0 ft from CITY/STATE: El Dorado Hills, CA															QC JOB #: 12004734 DIRECTION: EB DATE: May 08 2014		
Start Time	1 15	16 20	21 25	26 30	31 35	36 40	41 45	46 50	51 55	56 60	61 65	66 70	71 75	76 999	Total	Pace Speed	Number in Pace
6:00 PM	9	0	0	1	1	4	14	66	96	92	37	8	2	0	330	51-60	187
6:15 PM	10	1	1	1	3	15	24	60	80	72	28	7	1	0	303	51-60	152
6:30 PM	2	0	0	0	0	4	2	33	95	85	33	12	3	2	271	51-60	180
6:45 PM	6	0	0	0	1	4	15	33	56	79	27	13	3	0	237	51-60	135
7:00 PM	9	0	0	0	2	0	14	29	52	80	24	11	4	2	227	51-60	132
7:15 PM	6	0	0	0	0	2	3	35	43	58	38	6	1	0	192	51-60	100
7:30 PM	1	0	0	0	0	3	7	21	47	53	40	9	0	0	181	51-60	99
7:45 PM	2	0	0	0	5	4	4	21	57	54	27	2	1	0	177	51-60	111
8:00 PM	0	0	0	0	1	2	4	19	65	61	33	4	0	0	189	51-60	125
8:15 PM	2	0	0	0	0	5	6	27	75	48	14	3	1	0	181	51-60	122
8:30 PM	4	0	0	0	0	3	7	17	45	59	21	4	0	0	160	51-60	104
8:45 PM	5	0	0	0	0	4	5	18	67	45	24	9	1	0	178	51-60	112
9:00 PM	1	0	0	1	2	0	1	8	48	51	21	3	1	0	137	51-60	98
9:15 PM	1	0	0	0	0	2	4	13	26	31	23	14	2	0	116	51-60	57
9:30 PM	1	0	0	1	1	0	4	12	19	41	21	6	0	0	106	56-65	62
9:45 PM	1	0	0	0	0	0	2	12	31	35	29	4	0	0	114	51-60	66
10:00 PM	2	0	0	0	1	1	0	12	45	41	21	1	0	0	124	51-60	85
10:15 PM	2	0	0	0	0	0	6	5	19	28	12	3	3	0	78	51-60	46
10:30 PM	2	0	0	0	0	0	0	4	13	25	14	3	0	1	62	56-65	38
10:45 PM	1	0	0	0	0	0	0	2	9	12	7	5	1	0	37	53-62	20
11:00 PM	1	0	0	0	0	3	4	7	6	10	8	1	1	0	41	56-65	18
11:15 PM	0	0	0	0	0	0	0	2	14	6	4	1	0	0	27	51-60	20
11:30 PM	0	0	0	0	0	0	0	5	5	8	7	3	0	0	28	56-65	14
11:45 PM	0	0	0	0	0	0	1	3	12	6	1	2	0	0	25	51-60	18
Day Total	347	3	5	33	89	209	570	1971	3858	3616	1631	448	81	26	12887	51-60	7474
Percent	2.7%	0.0%	0.0%	0.3%	0.7%	1.6%	4.4%	15.3%	29.9%	28.1%	12.7%	3.5%	0.6%	0.2%			
ADT 12887																	
AM Peak Volume	10:30 AM	10:15 AM	7:00 AM	11:30 AM	11:30 AM	8:45 AM	11:00 AM	11:30 AM	9:45 AM	8:15 AM	8:15 AM	7:00 AM	5:30 AM	11:00 AM	170		
	7	1	3	3	9	11	37	63	45	37	15	5	2				
PM Peak Volume	5:15 PM	1:45 PM	3:30 PM	5:00 PM	4:00 PM	6:15 PM	5:30 PM	5:15 PM	5:00 PM	5:00 PM	5:45 PM	1:15 PM	3:45 PM	6:30 PM	340		
	14	1	2	3	8	15	26	83	110	101	48	17	4	2			
<i>Comments:</i>																	

LOCATION: 2. Sophia Pkwy to Francisco Dr SPECIFIC LOCATION: 0 ft from CITY/STATE: El Dorado Hills, CA															QC JOB #: 12004734 DIRECTION: EB DATE: May 09 2014		
Start Time	15	20	25	30	35	40	45	50	55	60	65	70	75	999	Total	Pace Speed	Number in Pace
12:00 AM	1	0	0	0	0	0	3	2	7	10	4	2	0	0	29	51-60	17
12:15 AM	1	0	0	0	0	0	1	3	5	7	6	1	0	0	24	56-65	12
12:30 AM	0	0	0	0	0	0	0	0	1	4	3	5	0	0	13	61-70	8
12:45 AM	0	0	0	0	0	0	0	2	1	3	3	1	2	0	12	58-67	5
1:00 AM	1	0	0	0	0	0	0	1	3	2	1	0	0	0	8	51-60	5
1:15 AM	0	0	0	0	0	0	0	0	2	2	1	0	0	0	5	51-60	4
1:30 AM	1	0	0	0	0	0	0	1	2	1	3	0	0	0	8	56-65	4
1:45 AM	0	0	0	0	0	0	1	0	1	0	2	0	0	0	4	56-65	2
2:00 AM	0	0	0	0	0	1	0	2	2	3	1	1	1	0	11	55-64	4
2:15 AM	1	0	0	0	0	0	0	1	0	1	2	1	0	0	6	61-70	3
2:30 AM	0	0	0	0	0	0	0	0	0	0	1	0	1	0	2	56-65	1
2:45 AM	0	0	0	0	0	0	0	1	3	4	3	0	0	0	11	53-62	7
3:00 AM	0	0	0	0	0	0	0	0	0	1	2	1	0	0	4	61-70	3
3:15 AM	0	0	0	0	0	0	0	0	2	1	1	1	0	0	5	51-60	3
3:30 AM	0	0	0	0	0	0	0	1	0	2	2	0	0	0	5	56-65	4
3:45 AM	1	0	0	0	0	0	0	1	0	1	1	1	0	0	5	61-70	2
4:00 AM	0	0	0	0	0	0	0	0	2	0	1	1	0	0	4	61-70	2
4:15 AM	0	0	0	0	0	0	0	0	1	0	0	2	0	0	3	61-70	2
4:30 AM	0	0	0	0	0	0	0	0	1	0	1	2	1	0	5	66-75	3
4:45 AM	1	0	0	0	0	0	1	1	1	2	1	2	0	0	9	61-70	3
5:00 AM	0	0	0	0	0	0	0	1	2	2	2	1	1	0	9	56-65	4
5:15 AM	0	0	0	0	0	0	1	1	2	4	5	2	0	0	15	56-65	9
5:30 AM	2	0	0	0	0	0	1	1	3	2	5	1	5	2	22	56-65	7
5:45 AM	0	0	0	0	0	0	0	1	2	7	13	7	1	0	31	56-65	20
Day Total																	
Percent																	
AM Peak Volume																	
PM Peak Volume																	
Comments:																	

LOCATION: 2. Sophia Pkwy to Francisco Dr SPECIFIC LOCATION: 0 ft from CITY/STATE: El Dorado Hills, CA															QC JOB #: 12004734 DIRECTION: EB DATE: May 09 2014		
Start Time	15	20	25	30	35	40	45	50	55	60	65	70	75	999	Total	Pace Speed	Number in Pace
6:00 AM	3	0	0	0	0	0	1	4	4	13	14	4	1	0	44	56-65	26
6:15 AM	2	0	0	0	1	1	1	5	4	13	11	5	4	1	48	56-65	24
6:30 AM	2	0	0	0	2	2	1	6	9	28	19	7	1	3	80	56-65	46
6:45 AM	6	0	0	0	0	6	4	14	19	30	25	10	3	0	117	56-65	55
7:00 AM	2	0	0	0	2	3	4	9	15	41	23	9	4	1	113	56-65	63
7:15 AM	5	0	0	0	0	2	3	11	34	42	31	19	3	0	150	51-60	76
7:30 AM	5	0	0	1	0	5	4	12	33	44	25	10	1	0	140	51-60	77
7:45 AM	7	0	0	0	2	0	14	21	36	28	20	3	1	0	132	51-60	63
8:00 AM	6	0	0	0	4	3	10	14	48	37	13	5	0	1	141	51-60	85
8:15 AM	4	0	0	2	1	10	8	29	37	41	35	5	2	0	174	51-60	78
8:30 AM	1	0	1	1	2	4	10	31	49	44	14	2	1	1	161	51-60	93
8:45 AM	1	0	0	0	0	4	8	19	42	44	21	3	1	0	143	51-60	86
9:00 AM	7	0	1	1	1	2	1	18	56	28	12	2	1	0	130	51-60	83
9:15 AM	4	0	1	2	4	2	12	20	38	26	13	5	0	0	127	51-60	64
9:30 AM	4	0	0	0	4	8	11	21	50	29	11	5	1	0	144	51-60	79
9:45 AM	3	0	1	4	0	1	4	25	49	42	11	3	0	0	143	51-60	91
10:00 AM	4	0	0	1	4	1	7	34	37	35	17	3	1	0	144	51-60	72
10:15 AM	1	0	0	0	1	3	10	23	38	27	21	3	0	0	127	51-60	65
10:30 AM	2	0	0	1	2	1	3	23	42	44	18	5	0	0	141	51-60	86
10:45 AM	6	0	0	1	0	2	11	43	48	53	17	5	0	0	186	51-60	100
11:00 AM	6	0	0	2	2	5	10	37	70	42	18	4	0	0	196	51-60	112
11:15 AM	8	0	0	0	7	4	13	34	65	41	13	3	1	0	189	51-60	105
11:30 AM	5	0	0	0	2	6	11	23	58	52	27	3	0	0	187	51-60	110
11:45 AM	5	0	0	0	0	3	13	32	64	54	27	2	1	0	201	51-60	118
Day Total																	
Percent																	
AM Peak Volume																	
PM Peak Volume																	
Comments:																	

LOCATION: 2. Sophia Pkwy to Francisco Dr SPECIFIC LOCATION: 0 ft from CITY/STATE: El Dorado Hills, CA															QC JOB #: 12004734 DIRECTION: EB DATE: May 09 2014		
Start Time	1 15	16 20	21 25	26 30	31 35	36 40	41 45	46 50	51 55	56 60	61 65	66 70	71 75	76 999	Total	Pace Speed	Number in Pace
12:00 PM	6	0	0	0	2	5	11	33	84	59	25	2	0	0	227	51-60	143
12:15 PM	3	0	0	3	0	6	10	42	74	56	21	3	1	0	219	51-60	129
12:30 PM	8	0	0	2	5	5	11	25	49	60	21	4	2	0	192	51-60	109
12:45 PM	7	0	0	0	1	4	12	42	77	66	22	1	2	0	234	51-60	142
1:00 PM	5	0	0	0	3	7	9	29	63	55	16	7	0	0	194	51-60	118
1:15 PM	5	0	1	3	0	6	11	51	79	45	29	4	1	0	235	46-55	130
1:30 PM	12	0	1	2	1	2	8	40	78	66	23	6	2	0	241	51-60	143
1:45 PM	11	0	0	1	2	5	14	49	110	70	31	6	0	0	299	51-60	180
2:00 PM	9	0	1	0	6	8	20	41	75	67	28	6	0	1	262	51-60	142
2:15 PM	4	0	0	1	0	4	9	54	88	57	17	3	0	0	237	51-60	145
2:30 PM	4	0	0	1	1	2	16	53	74	67	24	7	0	0	249	51-60	141
2:45 PM	10	0	0	0	1	4	7	38	88	81	30	10	0	0	269	51-60	168
3:00 PM	10	0	0	1	0	4	14	57	94	68	19	6	0	0	273	51-60	162
3:15 PM	6	0	0	1	2	12	20	101	114	70	12	3	0	0	341	46-55	215
3:30 PM	5	0	0	0	2	7	20	67	83	76	28	6	1	0	295	51-60	158
3:45 PM	5	0	0	2	2	6	33	85	108	79	31	2	0	0	353	46-55	193
4:00 PM	9	0	0	0	2	2	17	71	98	80	30	13	0	1	323	51-60	178
4:15 PM	9	0	0	0	1	5	23	70	116	80	10	5	0	0	319	51-60	196
4:30 PM	8	0	0	1	3	2	22	72	119	83	25	6	1	0	342	51-60	202
4:45 PM	11	0	1	2	0	5	20	78	105	62	38	4	2	0	328	46-55	183
5:00 PM	8	0	0	1	5	10	34	78	110	73	24	7	0	0	350	46-55	188
5:15 PM	13	0	0	1	2	7	33	105	123	81	17	2	0	0	384	46-55	228
5:30 PM	22	0	0	0	4	6	24	73	114	71	27	5	0	0	346	46-55	187
5:45 PM	10	0	0	1	3	0	14	56	125	64	24	5	2	0	304	51-60	189
Day Total																	
Percent																	
AM Peak																	
Volume																	
PM Peak																	
Volume																	
Comments:																	

LOCATION: 2. Sophia Pkwy to Francisco Dr SPECIFIC LOCATION: 0 ft from CITY/STATE: El Dorado Hills, CA															QC JOB #: 12004734 DIRECTION: EB DATE: May 09 2014		
Start Time	15	20	25	30	35	40	45	50	55	60	65	70	75	999	Total	Pace Speed	Number in Pace
6:00 PM	5	0	1	2	1	1	8	41	105	107	25	6	1	0	303	51-60	211
6:15 PM	7	0	0	0	1	2	7	41	96	88	39	5	2	0	288	51-60	184
6:30 PM	8	0	0	0	2	4	7	47	82	69	31	6	3	0	259	51-60	151
6:45 PM	6	0	0	0	1	4	13	42	64	64	16	6	1	1	218	51-60	128
7:00 PM	7	0	0	0	1	3	6	25	65	62	29	8	0	0	206	51-60	127
7:15 PM	11	0	0	0	1	6	8	25	63	58	24	8	2	0	206	51-60	120
7:30 PM	3	0	1	0	1	3	13	33	59	54	15	6	3	0	191	51-60	113
7:45 PM	4	0	0	0	3	7	9	33	41	52	29	7	0	0	185	51-60	93
8:00 PM	5	0	0	0	6	9	9	20	66	45	25	4	0	0	189	51-60	111
8:15 PM	6	0	0	0	3	3	7	27	60	49	26	8	1	0	190	51-60	109
8:30 PM	3	0	0	0	1	6	14	20	55	61	17	4	0	0	181	51-60	115
8:45 PM	5	0	0	0	1	2	4	34	53	41	12	7	2	0	161	51-60	93
9:00 PM	6	0	0	0	0	5	8	20	65	58	20	7	0	0	189	51-60	122
9:15 PM	0	0	0	0	1	2	8	27	40	47	12	4	0	0	141	51-60	87
9:30 PM	4	0	0	0	0	1	5	25	48	30	18	4	1	0	136	51-60	78
9:45 PM	2	0	0	0	0	2	5	17	29	41	19	3	1	0	119	51-60	70
10:00 PM	0	0	1	0	0	1	2	13	37	31	19	5	3	0	112	51-60	68
10:15 PM	3	0	0	0	1	1	7	16	23	33	15	7	0	0	106	51-60	55
10:30 PM	1	0	0	0	1	1	0	5	31	35	17	5	2	0	98	51-60	66
10:45 PM	2	0	0	0	2	1	0	5	22	25	14	4	1	0	76	51-60	47
11:00 PM	1	0	0	0	1	2	2	9	19	25	14	4	0	0	77	51-60	44
11:15 PM	3	0	0	0	2	0	3	8	12	23	18	3	2	0	74	56-65	40
11:30 PM	0	0	0	0	1	2	1	8	10	18	6	3	2	0	51	51-60	28
11:45 PM	1	0	0	0	0	1	1	4	22	24	25	2	0	1	81	56-65	49
Day Total	401	0	11	41	120	272	741	2483	4403	3713	1577	406	80	13	14261	51-60	8116
Percent	2.8%	0.0%	0.1%	0.3%	0.8%	1.9%	5.2%	17.4%	30.9%	26.0%	11.1%	2.8%	0.6%	0.1%			
ADT 14261																	
AM Peak Volume	11:15 AM	8:30 AM	9:45 AM	11:15 AM	8:15 AM	7:45 AM	10:45 AM	11:00 AM	11:45 AM	8:15 AM	7:15 AM	5:30 AM	6:30 AM	11:45 AM	201		
	8	1	4	7	10	14	43	70	54	35	19	5	3				
PM Peak Volume	5:30 PM	1:15 PM	12:15 PM	2:00 PM	3:15 PM	5:00 PM	5:15 PM	5:45 PM	6:00 PM	6:15 PM	4:00 PM	6:30 PM	2:00 PM	5:15 PM	384		
	22	1	3	6	12	34	105	125	107	39	13	3	1				
<i>Comments:</i>																	

LOCATION: 2. Sophia Pkwy to Francisco Dr														QC JOB #: 12004734			
SPECIFIC LOCATION: 0 ft from														DIRECTION: EB			
CITY/STATE: El Dorado Hills, CA														DATE: May 03 2014 - May 09 2014			
Start Time	1 15	16 20	21 25	26 30	31 35	36 40	41 45	46 50	51 55	56 60	61 65	66 70	71 75	76 999	Total	Pace Speed	Number in Pace
Grand Total	2598	17	49	269	613	1445	4383	14358	26036	23189	10935	3137	661	151	87841	51-60	49225
Percent	3.0%	0.0%	0.1%	0.3%	0.7%	1.6%	5.0%	16.3%	29.6%	26.4%	12.4%	3.6%	0.8%	0.2%			
Cumulative Percent	3.0%	3.0%	3.0%	3.3%	4.0%	5.7%	10.7%	27.0%	56.7%	83.1%	95.5%	99.1%	99.8%	100.0%			
ADT 12548															85th Percentile 60 MPH Mean Speed(Average) 53 MPH		
<i>Comments:</i>															Median 53 MPH Mode: 53 MPH		

Report generated on 10/13/2014 10:24 AM

SOURCE: Quality Counts, LLC (<http://www.qualitycounts.net>)



LOCATION: 3. Francisco Dr to El Dorado Hills Blvd/Salmon Falls Rd SPECIFIC LOCATION: 0 ft from CITY/STATE: El Dorado Hills, CA							QC JOB #: 12004735 DIRECTION: WB DATE: May 03 2014 - May 04 2014			
Start Time	Mon	Tue	Wed	Thu	Fri	Average Weekday Hourly Traffic	Sat 03-May-14	Sun 04-May-14	Average Week Hourly Traffic	Average Week Profile
12:00 AM						0	40	53	47	
1:00 AM						0	32	52	42	
2:00 AM						0	10	21	16	
3:00 AM						0	22	10	16	
4:00 AM						0	31	34	33	
5:00 AM						0	84	69	77	
6:00 AM						0	215	167	191	
7:00 AM						0	398	290	344	
8:00 AM						0	577	428	503	
9:00 AM						0	685	552	619	
10:00 AM						0	707	579	643	
11:00 AM						0	671	682	677	
12:00 PM						0	661	659	660	
1:00 PM						0	527	604	566	
2:00 PM						0	583	497	540	
3:00 PM						0	531	513	522	
4:00 PM						0	602	477	540	
5:00 PM						0	622	492	557	
6:00 PM						0	397	344	371	
7:00 PM						0	362	281	322	
8:00 PM						0	250	223	237	
9:00 PM						0	183	141	162	
10:00 PM						0	145	74	110	
11:00 PM						0	118	30	74	
Day Total						0	8453	7272	7869	
% Weekday Average										
% Week Average						0.0%	107.4%	92.4%		
AM Peak						12:00 AM	10:00 AM	11:00 AM	11:00 AM	
Volume						0	707	682	677	
PM Peak						12:00 PM	12:00 PM	12:00 PM	12:00 PM	
Volume						0	661	659	660	
<i>Comments:</i>										

LOCATION: 3. Francisco Dr to El Dorado Hills Blvd/Salmon Falls Rd						QC JOB #: 12004735				
SPECIFIC LOCATION: 0 ft from						DIRECTION: WB				
CITY/STATE: El Dorado Hills, CA						DATE: May 05 2014 - May 09 2014				
Start Time	Mon 05-May-14	Tue 06-May-14	Wed 07-May-14	Thu 08-May-14	Fri 09-May-14	Average Weekday Hourly Traffic	Sat	Sun	Average Week Hourly Traffic	Average Week Profile
12:00 AM	22	15	23	11	17	18			18	
1:00 AM	8	10	13	14	17	12			12	
2:00 AM	11	14	13	14	16	14			14	
3:00 AM	22	18	21	21	16	20			20	
4:00 AM	68	74	77	75	69	73			73	
5:00 AM	246	236	213	246	218	232			232	
6:00 AM	488	514	552	524	496	515			515	
7:00 AM	871	939	907	934	842	899			899	
8:00 AM	784	722	788	737	725	751			751	
9:00 AM	541	540	594	587	610	574			574	
10:00 AM	526	565	549	534	600	555			555	
11:00 AM	546	491	504	501	536	516			516	
12:00 PM	507	498	492	513	528	508			508	
1:00 PM	504	472	520	448	521	493			493	
2:00 PM	520	493	421	477	572	497			497	
3:00 PM	424	430	534	476	505	474			474	
4:00 PM	405	379	404	358	444	398			398	
5:00 PM	452	399	347	401	399	400			400	
6:00 PM	317	413	388	395	444	391			391	
7:00 PM	266	325	326	273	356	309			309	
8:00 PM	177	247	202	194	295	223			223	
9:00 PM	119	132	150	132	219	150			150	
10:00 PM	62	69	56	60	145	78			78	
11:00 PM	29	45	28	41	74	43			43	
Day Total	7915	8040	8122	7966	8664	8143			8143	
% Weekday Average		98.7%	99.7%	97.8%	106.4%					
% Week Average	100.6%	98.7%	99.7%	97.8%	106.4%	100.0%				
AM Peak	7:00 AM	7:00 AM	7:00 AM	7:00 AM	7:00 AM	7:00 AM			7:00 AM	
Volume	871	939	907	934	842	899			899	
PM Peak	2:00 PM	12:00 PM	3:00 PM	12:00 PM	2:00 PM	12:00 PM			12:00 PM	
Volume	520	498	534	513	572	508			508	
<i>Comments:</i>										

LOCATION: 3. Francisco Dr to El Dorado Hills Blvd/Salmon Falls Rd SPECIFIC LOCATION: 0 ft from CITY/STATE: El Dorado Hills, CA						QC JOB #: 12004735 DIRECTION: WB DATE: Apr 28 2014 - May 02 2014		
Start Time	Mon 28-Apr-14	Tue 29-Apr-14	Wed 30-Apr-14	Thu 01-May-14	Fri 02-May-14	Average Weekday Hourly Traffic		Average Weekday Profile
12:00 AM	22	15	23	11	17	18		
1:00 AM	8	10	13	14	17	12		
2:00 AM	11	14	13	14	16	14		
3:00 AM	22	18	21	21	16	20		
4:00 AM	68	74	77	75	69	73		
5:00 AM	246	236	213	246	218	232		
6:00 AM	488	514	552	524	496	515		
7:00 AM	871	939	907	934	842	899		
8:00 AM	784	722	788	737	725	751		
9:00 AM	541	540	594	587	610	574		
10:00 AM	526	565	549	534	600	555		
11:00 AM	546	491	504	501	536	516		
12:00 PM	507	498	492	513	528	508		
1:00 PM	504	472	520	448	521	493		
2:00 PM	520	493	421	477	572	497		
3:00 PM	424	430	534	476	505	474		
4:00 PM	405	379	404	358	444	398		
5:00 PM	452	399	347	401	399	400		
6:00 PM	317	413	388	395	444	391		
7:00 PM	266	325	326	273	356	309		
8:00 PM	177	247	202	194	295	223		
9:00 PM	119	132	150	132	219	150		
10:00 PM	62	69	56	60	145	78		
11:00 PM	29	45	28	41	74	43		
Day Total	7915	8040	8122	7966	8664	8143		
% Weekday Average	97.2%	98.7%	99.7%	97.8%	106.4%			
% Week Average								
AM Peak Volume	7:00 AM 871	7:00 AM 939	7:00 AM 907	7:00 AM 934	7:00 AM 842	7:00 AM 899		
PM Peak Volume	2:00 PM 520	12:00 PM 498	3:00 PM 534	12:00 PM 513	2:00 PM 572	12:00 PM 508		
<i>Comments:</i>								

SUMMARY - Tube Count - Volume Data (Weekend)

LOCATION: 3. Francisco Dr to El Dorado Hills Blvd/Salmon Falls Rd SPECIFIC LOCATION: 0 ft from CITY/STATE: El Dorado Hills, CA				QC JOB #: 12004735 DIRECTION: WB DATE: May 03 2014 - May 04 2014		
Start Time			Sat 03-May-14	Sun 04-May-14	Average Weekend Hourly Traffic	Average Weekend Profile
12:00 AM			40	53	47	
1:00 AM			32	52	42	
2:00 AM			10	21	16	
3:00 AM			22	10	16	
4:00 AM			31	34	33	
5:00 AM			84	69	77	
6:00 AM			215	167	191	
7:00 AM			398	290	344	
8:00 AM			577	428	503	
9:00 AM			685	552	619	
10:00 AM			707	579	643	
11:00 AM			671	682	677	
12:00 PM			661	659	660	
1:00 PM			527	604	566	
2:00 PM			583	497	540	
3:00 PM			531	513	522	
4:00 PM			602	477	540	
5:00 PM			622	492	557	
6:00 PM			397	344	371	
7:00 PM			362	281	322	
8:00 PM			250	223	237	
9:00 PM			183	141	162	
10:00 PM			145	74	110	
11:00 PM			118	30	74	
Day Total			8453	7272	7869	
% Weekday Average						
% Week Average			107.4%	92.4%		
AM Peak Volume			10:00 AM 707	11:00 AM 682	11:00 AM 677	
PM Peak Volume			12:00 PM 661	12:00 PM 659	12:00 PM 660	
<i>Comments:</i>						

LOCATION: 3. Francisco Dr to El Dorado Hills Blvd/Salmon Falls Rd						QC JOB #: 12004735				
SPECIFIC LOCATION: 0 ft from						DIRECTION: WB				
CITY/STATE: El Dorado Hills, CA						DATE: Apr 28 2014 - May 04 2014				
Start Time	Mon 28-Apr-14	Tue 29-Apr-14	Wed 30-Apr-14	Thu 01-May-14	Fri 02-May-14	Average Weekday Hourly Traffic	Sat 03-May-14	Sun 04-May-14	Average Week Hourly Traffic	Average Week Profile
12:00 AM	22	15	23	11	17	18	40	53	26	
1:00 AM	8	10	13	14	17	12	32	52	21	
2:00 AM	11	14	13	14	16	14	10	21	14	
3:00 AM	22	18	21	21	16	20	22	10	19	
4:00 AM	68	74	77	75	69	73	31	34	61	
5:00 AM	246	236	213	246	218	232	84	69	187	
6:00 AM	488	514	552	524	496	515	215	167	422	
7:00 AM	871	939	907	934	842	899	398	290	740	
8:00 AM	784	722	788	737	725	751	577	428	680	
9:00 AM	541	540	594	587	610	574	685	552	587	
10:00 AM	526	565	549	534	600	555	707	579	580	
11:00 AM	546	491	504	501	536	516	671	682	562	
12:00 PM	507	498	492	513	528	508	661	659	551	
1:00 PM	504	472	520	448	521	493	527	604	514	
2:00 PM	520	493	421	477	572	497	583	497	509	
3:00 PM	424	430	534	476	505	474	531	513	488	
4:00 PM	405	379	404	358	444	398	602	477	438	
5:00 PM	452	399	347	401	399	400	622	492	445	
6:00 PM	317	413	388	395	444	391	397	344	385	
7:00 PM	266	325	326	273	356	309	362	281	313	
8:00 PM	177	247	202	194	295	223	250	223	227	
9:00 PM	119	132	150	132	219	150	183	141	154	
10:00 PM	62	69	56	60	145	78	145	74	87	
11:00 PM	29	45	28	41	74	43	118	30	52	
Day Total	7915	8040	8122	7966	8664	8143	8453	7272	8062	
% Weekday Average	97.2%	98.7%	99.7%	97.8%	106.4%					
% Week Average	98.2%	99.7%	100.7%	98.8%	107.5%	101.0%	104.8%	90.2%		
AM Peak Volume	7:00 AM 871	7:00 AM 939	7:00 AM 907	7:00 AM 934	7:00 AM 842	7:00 AM 899	10:00 AM 707	11:00 AM 682	7:00 AM 740	
PM Peak Volume	2:00 PM 520	12:00 PM 498	3:00 PM 534	12:00 PM 513	2:00 PM 572	12:00 PM 508	12:00 PM 661	12:00 PM 659	12:00 PM 551	
<i>Comments:</i>										

LOCATION: 3. Francisco Dr to El Dorado Hills Blvd/Salmon Falls Rd SPECIFIC LOCATION: 0 ft from CITY/STATE: El Dorado Hills, CA														QC JOB #: 12004735 DIRECTION: WB DATE: May 03 2014	
Start Time	Motor-cycles	Cars & Trailer	2 Axle Long	Buses	2 Axle 6 Tire	3 Axle Single	4 Axle Single	<5 Axle Double	5 Axle Double	>6 Axle Double	<6 Axle Multi	6 Axle Multi	>6 Axle Multi	Not Classified	Total
12:00 AM	0	35	4	0	0	0	0	0	0	0	0	0	0	1	40
1:00 AM	0	30	1	0	1	0	0	0	0	0	0	0	0	0	32
2:00 AM	0	9	1	0	0	0	0	0	0	0	0	0	0	0	10
3:00 AM	1	17	4	0	0	0	0	0	0	0	0	0	0	0	22
4:00 AM	0	24	5	0	2	0	0	0	0	0	0	0	0	0	31
5:00 AM	1	62	12	0	5	1	0	1	0	0	0	0	0	2	84
6:00 AM	1	158	39	0	10	1	0	5	0	0	0	0	0	1	215
7:00 AM	5	288	72	0	23	0	0	2	0	0	0	0	0	8	398
8:00 AM	9	419	107	1	16	0	0	2	0	0	0	0	0	23	577
9:00 AM	4	497	128	0	23	0	0	3	0	0	0	0	0	30	685
10:00 AM	6	512	121	1	22	0	0	9	0	0	0	0	0	36	707
11:00 AM	9	474	121	0	15	1	0	3	0	0	0	0	0	48	671
12:00 PM	12	455	113	1	15	0	0	1	0	0	0	0	0	64	661
1:00 PM	13	312	83	1	22	0	0	3	1	0	0	0	0	92	527
2:00 PM	9	404	94	1	12	0	0	4	0	0	0	0	0	59	583
3:00 PM	10	353	80	1	12	0	0	1	0	0	0	0	0	74	531
4:00 PM	16	417	77	0	14	0	0	1	0	0	0	0	0	77	602
5:00 PM	11	447	83	0	16	0	0	2	0	0	0	0	0	63	622
6:00 PM	3	299	53	0	12	1	0	3	0	0	0	0	0	26	397
7:00 PM	8	276	42	0	9	0	0	0	1	0	0	0	0	26	362
8:00 PM	1	191	34	0	10	0	0	1	0	0	0	0	0	13	250
9:00 PM	1	147	20	1	3	0	0	0	0	0	0	0	0	11	183
10:00 PM	0	109	26	0	2	0	0	0	1	0	0	0	0	7	145
11:00 PM	0	103	11	1	1	0	0	0	0	0	0	0	0	2	118
Day Total	120	6038	1331	8	245	4	0	41	3	0	0	0	0	663	8453
Percent	1.4%	71.4%	15.7%	0.1%	2.9%	0.0%	0.0%	0.5%	0.0%	0.0%	0.0%	0.0%	0.0%	7.8%	
ADT 8453															
AM Peak	8:00 AM	10:00 AM	9:00 AM	8:00 AM	7:00 AM	5:00 AM	10:00 AM						11:00 AM	10:00 AM	
Volume	9	512	128	1	23	1	9						48	707	
PM Peak	4:00 PM	12:00 PM	12:00 PM	12:00 PM	1:00 PM	6:00 PM	2:00 PM		1:00 PM		1:00 PM			12:00 PM	
Volume	16	455	113	1	22	1	4		1		92			661	
<i>Comments:</i>															

LOCATION: 3. Francisco Dr to El Dorado Hills Blvd/Salmon Falls Rd SPECIFIC LOCATION: 0 ft from CITY/STATE: El Dorado Hills, CA														QC JOB #: 12004735 DIRECTION: WB DATE: May 04 2014	
Start Time	Motor-cycles	Cars & Trailer	2 Axle Long	Buses	2 Axle 6 Tire	3 Axle Single	4 Axle Single	<5 Axle Double	5 Axle Double	>6 Axle Double	<6 Axle Multi	6 Axle Multi	>6 Axle Multi	Not Classified	Total
12:00 AM	0	40	11	0	1	0	0	0	0	0	0	0	0	1	53
1:00 AM	0	39	10	1	0	0	0	0	0	0	0	0	0	2	52
2:00 AM	0	19	2	0	0	0	0	0	0	0	0	0	0	0	21
3:00 AM	1	9	0	0	0	0	0	0	0	0	0	0	0	0	10
4:00 AM	0	26	7	0	0	0	0	0	0	0	0	0	0	1	34
5:00 AM	0	52	12	0	3	0	0	1	0	0	0	0	0	1	69
6:00 AM	1	122	27	0	10	0	0	5	1	0	0	0	0	1	167
7:00 AM	1	223	43	0	16	0	0	1	1	0	1	0	0	4	290
8:00 AM	2	318	72	1	17	0	0	2	0	0	0	0	0	16	428
9:00 AM	8	431	86	1	10	0	0	2	1	0	0	0	0	13	552
10:00 AM	5	436	88	0	21	0	0	2	0	0	1	0	0	26	579
11:00 AM	10	486	112	0	22	1	0	4	0	0	0	0	0	47	682
12:00 PM	6	474	107	0	16	0	0	1	1	0	0	0	0	54	659
1:00 PM	9	423	86	0	23	0	0	1	0	1	0	0	0	61	604
2:00 PM	12	362	60	0	15	0	0	3	0	0	0	0	0	45	497
3:00 PM	10	358	74	1	22	2	0	2	0	0	0	0	0	44	513
4:00 PM	10	328	77	0	14	0	0	2	0	0	0	0	0	46	477
5:00 PM	8	359	67	4	14	0	0	3	0	0	0	0	0	37	492
6:00 PM	1	253	62	0	4	0	0	0	0	0	0	0	0	24	344
7:00 PM	2	211	43	0	7	0	0	1	0	0	0	0	0	17	281
8:00 PM	1	167	31	0	7	0	0	3	0	0	0	0	0	14	223
9:00 PM	0	121	17	0	3	0	0	0	0	0	0	0	0	0	141
10:00 PM	0	64	8	0	1	0	0	0	0	0	0	0	0	1	74
11:00 PM	0	24	5	0	0	0	0	1	0	0	0	0	0	0	30
Day Total	87	5345	1107	8	226	3	0	34	4	1	2	0	0	455	7272
Percent	1.2%	73.5%	15.2%	0.1%	3.1%	0.0%	0.0%	0.5%	0.1%	0.0%	0.0%	0.0%	0.0%	6.3%	
ADT 7272															
AM Peak Volume	11:00 AM	11:00 AM	11:00 AM	1:00 AM	11:00 AM	11:00 AM		6:00 AM	6:00 AM		7:00 AM			11:00 AM	11:00 AM
	10	486	112	1	22	1		5	1		1			47	682
PM Peak Volume	2:00 PM	12:00 PM	12:00 PM	5:00 PM	1:00 PM	3:00 PM		2:00 PM	12:00 PM	1:00 PM				1:00 PM	12:00 PM
	12	474	107	4	23	2		3	1	1				61	659
<i>Comments:</i>															

LOCATION: 3. Francisco Dr to El Dorado Hills Blvd/Salmon Falls Rd SPECIFIC LOCATION: 0 ft from CITY/STATE: El Dorado Hills, CA														QC JOB #: 12004735 DIRECTION: WB DATE: May 05 2014	
Start Time	Motor-cycles	Cars & Trailer	2 Axle Long	Buses	2 Axle 6 Tire	3 Axle Single	4 Axle Single	<5 Axle Double	5 Axle Double	>6 Axle Double	<6 Axle Multi	6 Axle Multi	>6 Axle Multi	Not Classified	Total
12:00 AM	0	18	3	0	0	0	0	1	0	0	0	0	0	0	22
1:00 AM	0	7	1	0	0	0	0	0	0	0	0	0	0	0	8
2:00 AM	0	9	2	0	0	0	0	0	0	0	0	0	0	0	11
3:00 AM	1	16	5	0	0	0	0	0	0	0	0	0	0	0	22
4:00 AM	0	49	13	0	5	0	0	1	0	0	0	0	0	0	68
5:00 AM	0	175	49	0	20	0	0	0	0	0	0	0	0	2	246
6:00 AM	1	334	112	1	29	0	0	5	0	0	0	0	0	6	488
7:00 AM	1	655	141	1	40	0	0	4	0	0	0	0	0	29	871
8:00 AM	2	595	133	0	22	1	0	5	0	0	0	0	0	26	784
9:00 AM	2	405	93	0	19	1	0	6	0	0	0	0	0	15	541
10:00 AM	2	381	100	0	21	0	0	1	1	0	0	0	0	20	526
11:00 AM	1	388	111	0	18	0	0	3	1	0	0	0	0	24	546
12:00 PM	4	358	88	2	17	0	0	5	0	0	0	0	0	33	507
1:00 PM	5	356	88	2	17	1	0	2	0	0	0	0	0	33	504
2:00 PM	0	365	91	1	21	0	0	2	0	0	0	0	0	40	520
3:00 PM	4	279	63	0	23	0	0	1	0	0	0	0	0	54	424
4:00 PM	7	249	60	0	10	0	0	3	0	0	0	0	0	76	405
5:00 PM	5	273	55	0	16	0	0	0	0	0	0	0	0	103	452
6:00 PM	3	222	35	0	12	0	0	2	0	0	0	0	0	43	317
7:00 PM	2	201	34	0	4	2	0	1	0	0	0	0	0	22	266
8:00 PM	1	133	28	0	5	0	0	1	0	0	0	0	0	9	177
9:00 PM	0	95	20	0	3	0	0	0	0	0	0	0	0	1	119
10:00 PM	0	51	8	0	3	0	0	0	0	0	0	0	0	0	62
11:00 PM	0	25	3	0	0	0	0	1	0	0	0	0	0	0	29
Day Total	41	5639	1336	7	305	5	0	44	2	0	0	0	0	536	7915
Percent	0.5%	71.2%	16.9%	0.1%	3.9%	0.1%	0.0%	0.6%	0.0%	0.0%	0.0%	0.0%	0.0%	6.8%	
ADT 7915															
AM Peak	8:00 AM	7:00 AM	7:00 AM	6:00 AM	7:00 AM	8:00 AM		9:00 AM	10:00 AM					7:00 AM	7:00 AM
Volume	2	655	141	1	40	1		6	1					29	871
PM Peak	4:00 PM	2:00 PM	2:00 PM	12:00 PM	3:00 PM	7:00 PM		12:00 PM						5:00 PM	2:00 PM
Volume	7	365	91	2	23	2		5						103	520
<i>Comments:</i>															

LOCATION: 3. Francisco Dr to El Dorado Hills Blvd/Salmon Falls Rd SPECIFIC LOCATION: 0 ft from CITY/STATE: El Dorado Hills, CA														QC JOB #: 12004735 DIRECTION: WB DATE: May 06 2014	
Start Time	Motor-cycles	Cars & Trailer	2 Axle Long	Buses	2 Axle 6 Tire	3 Axle Single	4 Axle Single	<5 Axle Double	5 Axle Double	>6 Axle Double	<6 Axle Multi	6 Axle Multi	>6 Axle Multi	Not Classified	Total
12:00 AM	0	14	1	0	0	0	0	0	0	0	0	0	0	0	15
1:00 AM	0	8	2	0	0	0	0	0	0	0	0	0	0	0	10
2:00 AM	0	12	2	0	0	0	0	0	0	0	0	0	0	0	14
3:00 AM	0	14	4	0	0	0	0	0	0	0	0	0	0	0	18
4:00 AM	0	50	17	0	7	0	0	0	0	0	0	0	0	0	74
5:00 AM	0	171	41	0	21	1	0	0	0	0	0	0	0	2	236
6:00 AM	1	354	110	1	39	0	0	4	0	0	0	0	0	5	514
7:00 AM	0	709	151	2	30	0	0	5	0	0	0	0	0	42	939
8:00 AM	1	539	115	0	29	0	0	6	0	0	0	0	0	32	722
9:00 AM	1	404	100	1	21	1	0	2	0	0	0	0	0	10	540
10:00 AM	2	397	117	0	24	0	0	5	1	0	0	0	0	19	565
11:00 AM	5	342	100	0	16	0	0	2	0	0	0	0	0	26	491
12:00 PM	3	372	66	3	21	1	0	2	1	0	0	0	0	29	498
1:00 PM	5	334	78	0	18	0	0	3	0	0	0	0	0	34	472
2:00 PM	0	354	86	3	11	0	0	2	0	0	0	0	0	37	493
3:00 PM	3	265	69	0	20	0	0	1	1	0	0	0	0	71	430
4:00 PM	3	223	58	2	18	1	0	2	0	0	0	0	0	72	379
5:00 PM	7	231	51	0	15	0	0	0	0	0	0	0	0	95	399
6:00 PM	3	290	58	0	14	1	0	0	0	0	0	0	0	47	413
7:00 PM	1	250	48	1	8	0	0	1	0	0	0	0	0	16	325
8:00 PM	3	197	30	0	8	0	0	1	0	0	0	0	0	8	247
9:00 PM	0	104	20	0	3	0	0	0	0	0	0	0	0	5	132
10:00 PM	0	58	10	0	0	0	0	0	0	0	0	0	0	1	69
11:00 PM	0	35	7	1	0	0	0	1	0	0	0	0	0	1	45
Day Total	38	5727	1341	14	323	5	0	37	3	0	0	0	0	552	8040
Percent	0.5%	71.2%	16.7%	0.2%	4.0%	0.1%	0.0%	0.5%	0.0%	0.0%	0.0%	0.0%	0.0%	6.9%	
ADT 8040															
AM Peak	11:00 AM	7:00 AM	7:00 AM	7:00 AM	6:00 AM	5:00 AM		8:00 AM	10:00 AM					7:00 AM	7:00 AM
Volume	5	709	151	2	39	1		6	1					42	939
PM Peak	5:00 PM	12:00 PM	2:00 PM	12:00 PM	12:00 PM	12:00 PM		1:00 PM	12:00 PM					5:00 PM	12:00 PM
Volume	7	372	86	3	21	1		3	1					95	498
<i>Comments:</i>															

LOCATION: 3. Francisco Dr to El Dorado Hills Blvd/Salmon Falls Rd SPECIFIC LOCATION: 0 ft from CITY/STATE: El Dorado Hills, CA														QC JOB #: 12004735 DIRECTION: WB DATE: May 07 2014	
Start Time	Motor-cycles	Cars & Trailer	2 Axle Long	Buses	2 Axle 6 Tire	3 Axle Single	4 Axle Single	<5 Axle Double	5 Axle Double	>6 Axle Double	<6 Axle Multi	6 Axle Multi	>6 Axle Multi	Not Classified	Total
12:00 AM	0	20	3	0	0	0	0	0	0	0	0	0	0	0	23
1:00 AM	0	13	0	0	0	0	0	0	0	0	0	0	0	0	13
2:00 AM	0	10	3	0	0	0	0	0	0	0	0	0	0	0	13
3:00 AM	0	17	4	0	0	0	0	0	0	0	0	0	0	0	21
4:00 AM	0	57	14	0	5	0	0	0	1	0	0	0	0	0	77
5:00 AM	1	140	52	0	13	3	0	1	0	0	0	0	0	3	213
6:00 AM	3	365	113	1	44	0	0	8	0	0	0	0	0	18	552
7:00 AM	0	669	145	1	46	0	0	2	2	0	0	0	0	42	907
8:00 AM	3	599	126	1	24	2	0	3	1	0	0	0	0	29	788
9:00 AM	2	434	100	1	25	0	0	4	0	0	1	0	0	27	594
10:00 AM	4	413	93	0	20	3	0	2	0	0	0	0	0	14	549
11:00 AM	3	351	96	2	24	1	0	3	0	0	0	0	0	24	504
12:00 PM	3	356	80	1	24	0	0	4	0	0	0	0	0	24	492
1:00 PM	4	364	85	1	25	1	0	2	0	0	0	0	0	38	520
2:00 PM	2	271	83	3	12	0	0	5	0	0	0	0	0	45	421
3:00 PM	7	343	91	0	18	0	0	1	0	0	0	0	0	74	534
4:00 PM	6	251	61	0	17	0	0	0	0	0	0	0	0	69	404
5:00 PM	4	196	50	0	9	0	0	0	0	0	0	0	0	88	347
6:00 PM	2	276	46	0	12	0	0	1	0	0	0	0	0	51	388
7:00 PM	2	252	43	0	9	0	0	0	0	0	0	0	0	20	326
8:00 PM	0	159	28	0	5	0	0	1	0	0	0	0	0	9	202
9:00 PM	0	119	22	0	4	0	0	0	0	0	0	0	0	5	150
10:00 PM	0	47	5	0	1	0	0	0	0	0	0	0	0	3	56
11:00 PM	0	23	3	0	0	0	0	1	0	0	0	0	0	1	28
Day Total	46	5745	1346	11	337	10	0	38	4	0	1	0	0	584	8122
Percent	0.6%	70.7%	16.6%	0.1%	4.1%	0.1%	0.0%	0.5%	0.0%	0.0%	0.0%	0.0%	0.0%	7.2%	
ADT 8122															
AM Peak	10:00 AM	7:00 AM	7:00 AM	11:00 AM	7:00 AM	5:00 AM		6:00 AM	7:00 AM		9:00 AM			7:00 AM	7:00 AM
Volume	4	669	145	2	46	3		8	2		1			42	907
PM Peak	3:00 PM	1:00 PM	3:00 PM	2:00 PM	1:00 PM	1:00 PM		2:00 PM						5:00 PM	3:00 PM
Volume	7	364	91	3	25	1		5						88	534
<i>Comments:</i>															

LOCATION: 3. Francisco Dr to El Dorado Hills Blvd/Salmon Falls Rd SPECIFIC LOCATION: 0 ft from CITY/STATE: El Dorado Hills, CA														QC JOB #: 12004735 DIRECTION: WB DATE: May 08 2014	
Start Time	Motor-cycles	Cars & Trailer	2 Axle Long	Buses	2 Axle 6 Tire	3 Axle Single	4 Axle Single	<5 Axle Double	5 Axle Double	>6 Axle Double	<6 Axle Multi	6 Axle Multi	>6 Axle Multi	Not Classified	Total
12:00 AM	0	10	1	0	0	0	0	0	0	0	0	0	0	0	11
1:00 AM	0	11	2	0	0	0	0	0	1	0	0	0	0	0	14
2:00 AM	0	8	6	0	0	0	0	0	0	0	0	0	0	0	14
3:00 AM	0	16	5	0	0	0	0	0	0	0	0	0	0	0	21
4:00 AM	0	54	16	0	5	0	0	0	0	0	0	0	0	0	75
5:00 AM	0	176	47	0	21	1	0	0	0	0	0	0	0	1	246
6:00 AM	6	357	113	1	31	0	0	7	0	0	0	0	0	9	524
7:00 AM	3	683	163	2	41	1	0	3	0	0	0	0	0	38	934
8:00 AM	4	551	130	1	22	0	0	4	0	0	0	0	0	25	737
9:00 AM	0	433	109	0	19	0	0	8	2	0	0	0	0	16	587
10:00 AM	0	402	97	3	12	0	0	6	1	0	0	0	0	13	534
11:00 AM	1	361	90	0	22	0	0	2	0	0	0	0	0	25	501
12:00 PM	8	364	91	2	18	0	0	5	0	0	0	0	0	25	513
1:00 PM	6	310	88	1	18	0	0	3	0	0	0	0	0	22	448
2:00 PM	3	329	82	1	13	0	0	3	0	0	0	0	0	46	477
3:00 PM	6	292	83	1	22	0	0	1	0	1	0	0	0	70	476
4:00 PM	5	199	47	0	12	0	0	1	1	0	0	0	0	93	358
5:00 PM	4	241	57	0	9	1	0	0	0	0	1	0	0	88	401
6:00 PM	2	267	60	0	14	0	0	0	0	0	0	0	0	52	395
7:00 PM	3	179	54	0	8	0	0	1	0	0	0	0	0	28	273
8:00 PM	0	164	21	0	3	0	0	2	0	0	0	0	0	4	194
9:00 PM	0	109	19	1	2	0	0	0	0	0	0	0	0	1	132
10:00 PM	0	50	7	0	2	0	0	0	0	0	0	0	0	1	60
11:00 PM	0	33	6	0	0	0	0	0	0	0	0	0	0	2	41
Day Total	51	5599	1394	13	294	3	0	46	5	1	1	0	0	559	7966
Percent	0.6%	70.3%	17.5%	0.2%	3.7%	0.0%	0.0%	0.6%	0.1%	0.0%	0.0%	0.0%	0.0%	7.0%	
ADT 7966															
AM Peak	6:00 AM	7:00 AM	7:00 AM	10:00 AM	7:00 AM	5:00 AM		9:00 AM	9:00 AM					7:00 AM	7:00 AM
Volume	6	683	163	3	41	1		8	2					38	934
PM Peak	12:00 PM	12:00 PM	12:00 PM	12:00 PM	3:00 PM	5:00 PM		12:00 PM	4:00 PM	3:00 PM	5:00 PM			4:00 PM	12:00 PM
Volume	8	364	91	2	22	1		5	1	1	1			93	513
<i>Comments:</i>															

LOCATION: 3. Francisco Dr to El Dorado Hills Blvd/Salmon Falls Rd SPECIFIC LOCATION: 0 ft from CITY/STATE: El Dorado Hills, CA														QC JOB #: 12004735 DIRECTION: WB DATE: May 09 2014	
Start Time	Motor-cycles	Cars & Trailer	2 Axle Long	Buses	2 Axle 6 Tire	3 Axle Single	4 Axle Single	<5 Axle Double	5 Axle Double	>6 Axle Double	<6 Axle Multi	6 Axle Multi	>6 Axle Multi	Not Classified	Total
12:00 AM	0	15	1	0	0	0	0	1	0	0	0	0	0	0	17
1:00 AM	1	10	4	0	0	1	0	0	1	0	0	0	0	0	17
2:00 AM	0	13	3	0	0	0	0	0	0	0	0	0	0	0	16
3:00 AM	1	11	4	0	0	0	0	0	0	0	0	0	0	0	16
4:00 AM	0	50	14	0	5	0	0	0	0	0	0	0	0	0	69
5:00 AM	0	169	36	0	10	0	0	2	0	0	0	0	0	1	218
6:00 AM	4	340	108	0	30	1	0	6	0	0	0	0	0	7	496
7:00 AM	3	623	145	2	31	0	0	2	0	0	0	0	0	36	842
8:00 AM	3	539	136	0	26	1	0	3	1	0	0	0	0	16	725
9:00 AM	1	462	104	1	23	0	0	1	1	0	0	0	0	17	610
10:00 AM	3	431	119	1	26	0	0	1	1	0	0	0	0	18	600
11:00 AM	7	368	103	1	21	0	0	3	1	0	0	0	0	32	536
12:00 PM	3	372	104	3	11	0	0	4	0	0	0	0	0	31	528
1:00 PM	6	337	111	0	13	0	0	3	0	0	0	0	0	51	521
2:00 PM	6	386	91	3	27	1	0	4	0	0	0	0	0	54	572
3:00 PM	5	294	80	1	21	1	0	1	0	0	0	0	0	102	505
4:00 PM	6	237	71	2	18	0	0	1	0	0	0	0	0	109	444
5:00 PM	8	235	41	1	12	0	0	1	0	0	0	0	0	101	399
6:00 PM	5	306	54	1	11	0	0	1	0	0	0	0	0	66	444
7:00 PM	5	267	56	0	11	0	0	0	0	0	0	0	0	17	356
8:00 PM	0	241	33	0	7	0	0	0	0	0	0	0	0	14	295
9:00 PM	0	176	30	0	4	0	0	0	0	0	0	0	0	9	219
10:00 PM	0	117	18	0	5	0	0	1	0	0	0	0	0	4	145
11:00 PM	0	58	12	0	1	0	0	1	0	0	0	0	0	2	74
Day Total	67	6057	1478	16	313	5	0	36	5	0	0	0	0	687	8664
Percent	0.8%	69.9%	17.1%	0.2%	3.6%	0.1%	0.0%	0.4%	0.1%	0.0%	0.0%	0.0%	0.0%	7.9%	
ADT 8664															
AM Peak	11:00 AM	7:00 AM	7:00 AM	7:00 AM	7:00 AM	1:00 AM		6:00 AM	1:00 AM					7:00 AM	7:00 AM
Volume	7	623	145	2	31	1		6	1					36	842
PM Peak	5:00 PM	2:00 PM	1:00 PM	12:00 PM	2:00 PM	2:00 PM		12:00 PM						4:00 PM	2:00 PM
Volume	8	386	111	3	27	1		4						109	572
<i>Comments:</i>															

LOCATION: 3. Francisco Dr to El Dorado Hills Blvd/Salmon Falls Rd													QC JOB #: 12004735		
SPECIFIC LOCATION: 0 ft from													DIRECTION: WB		
CITY/STATE: El Dorado Hills, CA													DATE: May 03 2014 - May 09 2014		
Start Time	Motor-cycles	Cars & Trailer	2 Axle Long	Buses	2 Axle 6 Tire	3 Axle Single	4 Axle Single	<5 Axle Double	5 Axle Double	>6 Axle Double	<6 Axle Multi	6 Axle Multi	>6 Axle Multi	Not Classified	Total
Grand Total	450	40150	9333	77	2043	35	0	276	26	2	4	0	0	4036	56432
Percent	0.8%	71.1%	16.5%	0.1%	3.6%	0.1%	0.0%	0.5%	0.0%	0.0%	0.0%	0.0%	0.0%	7.2%	
ADT 8061															
<i>Comments:</i>															

Report generated on 5/30/2014 3:56 PM

SOURCE: Quality Counts, LLC (<http://www.qualitycounts.net>)



LOCATION: 3. Francisco Dr to El Dorado Hills Blvd/Salmon Falls Rd SPECIFIC LOCATION: 0 ft from CITY/STATE: El Dorado Hills, CA											QC JOB #: 12004735 DIRECTION: WB DATE: May 03 2014			
Start Time	1 39	40 45	46 48	49 51	52 54	55 57	58 60	61 63	64 66	67 9999	Total	Pace Speed	Number in Pace	
12:00 AM	14	14	6	4	2	0	0	0	0	0	40	40-49	21	
1:00 AM	6	12	2	4	4	2	2	0	0	0	32	40-49	15	
2:00 AM	2	6	0	2	0	0	0	0	0	0	10	41-50	6	
3:00 AM	3	5	4	2	4	2	1	0	0	1	22	47-56	10	
4:00 AM	3	9	7	2	6	2	2	0	0	0	31	45-54	16	
5:00 AM	18	27	15	8	7	4	1	3	1	0	84	40-49	44	
6:00 AM	37	108	50	9	5	6	0	0	0	0	215	40-49	161	
7:00 AM	155	168	39	27	7	1	1	0	0	0	398	40-49	216	
8:00 AM	263	268	32	8	3	2	1	0	0	0	577	39-48	306	
9:00 AM	342	296	34	11	2	0	0	0	0	0	685	39-48	338	
10:00 AM	373	287	36	9	2	0	0	0	0	0	707	39-48	332	
11:00 AM	400	241	22	5	1	1	1	0	0	0	671	36-45	282	
12:00 PM	393	252	10	3	1	0	1	0	1	0	661	36-45	292	
1:00 PM	298	197	26	5	0	1	0	0	0	0	527	39-48	230	
2:00 PM	280	256	38	8	0	0	0	0	0	1	583	39-48	301	
3:00 PM	316	177	29	6	3	0	0	0	0	0	531	39-48	214	
4:00 PM	373	194	29	5	1	0	0	0	0	0	602	39-48	232	
5:00 PM	301	255	47	13	3	2	1	0	0	0	622	39-48	309	
6:00 PM	176	194	23	4	0	0	0	0	0	0	397	39-48	221	
7:00 PM	175	155	18	12	2	0	0	0	0	0	362	39-48	177	
8:00 PM	95	123	18	8	3	3	0	0	0	0	250	40-49	143	
9:00 PM	76	78	22	4	2	0	0	1	0	0	183	40-49	101	
10:00 PM	55	55	21	12	2	0	0	0	0	0	145	40-49	80	
11:00 PM	39	53	17	9	0	0	0	0	0	0	118	40-49	72	
Day Total	4193	3430	545	180	60	26	11	4	2	2	8453	39-48	4082	
Percent	49.6%	40.6%	6.4%	2.1%	0.7%	0.3%	0.1%	0.0%	0.0%	0.0%				
ADT 8453														
AM Peak Volume	11:00 AM	9:00 AM	6:00 AM	7:00 AM	5:00 AM	6:00 AM	1:00 AM	5:00 AM	5:00 AM	3:00 AM	10:00 AM			
	400	296	50	27	7	6	2	3	1	1	707			
PM Peak Volume	12:00 PM	2:00 PM	5:00 PM	5:00 PM	3:00 PM	8:00 PM	12:00 PM	9:00 PM	12:00 PM	2:00 PM	12:00 PM			
	393	256	47	13	3	3	1	1	1	1	661			
<i>Comments:</i>														

LOCATION: 3. Francisco Dr to El Dorado Hills Blvd/Salmon Falls Rd SPECIFIC LOCATION: 0 ft from CITY/STATE: El Dorado Hills, CA											QC JOB #: 12004735 DIRECTION: WB DATE: May 04 2014			
Start Time	1 39	40 45	46 48	49 51	52 54	55 57	58 60	61 63	64 66	67 9999	Total	Pace Speed	Number in Pace	
12:00 AM	7	26	11	7	1	1	0	0	0	0	53	40-49	39	
1:00 AM	14	14	12	6	5	1	0	0	0	0	52	40-49	28	
2:00 AM	7	3	3	3	4	1	0	0	0	0	21	46-55	10	
3:00 AM	1	5	2	1	0	1	0	0	0	0	10	40-49	7	
4:00 AM	7	10	5	5	6	1	0	0	0	0	34	45-54	17	
5:00 AM	9	18	16	11	10	1	2	1	1	0	69	45-54	39	
6:00 AM	23	61	35	14	21	7	1	4	0	1	167	40-49	100	
7:00 AM	81	123	51	25	8	1	0	0	1	0	290	40-49	182	
8:00 AM	192	178	33	19	5	0	0	1	0	0	428	40-49	217	
9:00 AM	251	247	42	9	2	1	0	0	0	0	552	39-48	295	
10:00 AM	278	256	29	13	3	0	0	0	0	0	579	39-48	292	
11:00 AM	302	332	42	5	1	0	0	0	0	0	682	39-48	381	
12:00 PM	316	294	35	10	3	1	0	0	0	0	659	39-48	337	
1:00 PM	368	195	25	12	4	0	0	0	0	0	604	36-45	232	
2:00 PM	278	185	23	10	0	1	0	0	0	0	497	39-48	215	
3:00 PM	277	204	23	7	1	1	0	0	0	0	513	39-48	234	
4:00 PM	230	205	27	10	4	1	0	0	0	0	477	39-48	237	
5:00 PM	242	208	25	15	2	0	0	0	0	0	492	39-48	239	
6:00 PM	153	144	33	12	2	0	0	0	0	0	344	40-49	181	
7:00 PM	99	131	40	9	1	1	0	0	0	0	281	40-49	173	
8:00 PM	92	100	19	9	2	1	0	0	0	0	223	40-49	122	
9:00 PM	41	66	19	9	5	0	1	0	0	0	141	40-49	88	
10:00 PM	7	33	18	13	3	0	0	0	0	0	74	40-49	55	
11:00 PM	3	9	5	6	5	1	1	0	0	0	30	45-54	17	
Day Total	3278	3047	573	240	98	22	5	6	2	1	7272	39-48	3704	
Percent	45.1%	41.9%	7.9%	3.3%	1.3%	0.3%	0.1%	0.1%	0.0%	0.0%				
ADT 7272														
AM Peak Volume	11:00 AM	11:00 AM	7:00 AM	7:00 AM	6:00 AM	6:00 AM	5:00 AM	6:00 AM	5:00 AM	6:00 AM	11:00 AM			
	302	332	51	25	21	7	2	4	1	1	682			
PM Peak Volume	1:00 PM	12:00 PM	7:00 PM	5:00 PM	9:00 PM	12:00 PM	9:00 PM				12:00 PM			
	368	294	40	15	5	1	1				659			
<i>Comments:</i>														

LOCATION: 3. Francisco Dr to El Dorado Hills Blvd/Salmon Falls Rd SPECIFIC LOCATION: 0 ft from CITY/STATE: El Dorado Hills, CA											QC JOB #: 12004735 DIRECTION: WB DATE: May 05 2014			
Start Time	1 39	40 45	46 48	49 51	52 54	55 57	58 60	61 63	64 66	67 9999	Total	Pace Speed	Number in Pace	
12:00 AM	2	6	6	2	5	0	1	0	0	0	22	45-54	14	
1:00 AM	0	3	1	1	0	1	2	0	0	0	8	41-50	4	
2:00 AM	3	1	0	3	3	0	1	0	0	0	11	49-58	6	
3:00 AM	1	7	2	9	2	0	0	1	0	0	22	43-52	15	
4:00 AM	9	19	12	15	9	1	2	1	0	0	68	45-54	39	
5:00 AM	28	98	51	37	25	4	2	1	0	0	246	40-49	161	
6:00 AM	136	240	70	34	5	1	2	0	0	0	488	40-49	321	
7:00 AM	323	455	72	17	3	1	0	0	0	0	871	39-48	535	
8:00 AM	317	398	50	15	4	0	0	0	0	0	784	39-48	456	
9:00 AM	234	239	49	16	2	0	1	0	0	0	541	39-48	294	
10:00 AM	255	221	33	15	2	0	0	0	0	0	526	39-48	260	
11:00 AM	240	261	32	10	3	0	0	0	0	0	546	39-48	299	
12:00 PM	256	215	19	11	3	3	0	0	0	0	507	37-46	241	
1:00 PM	263	199	26	14	1	1	0	0	0	0	504	39-48	231	
2:00 PM	245	244	21	6	3	1	0	0	0	0	520	39-48	271	
3:00 PM	217	164	32	9	1	0	1	0	0	0	424	39-48	201	
4:00 PM	221	140	30	10	4	0	0	0	0	0	405	39-48	175	
5:00 PM	240	182	20	5	4	1	0	0	0	0	452	39-48	208	
6:00 PM	150	131	25	7	2	2	0	0	0	0	317	39-48	159	
7:00 PM	131	98	24	7	2	3	1	0	0	0	266	39-48	125	
8:00 PM	72	84	10	7	4	0	0	0	0	0	177	40-49	96	
9:00 PM	58	43	11	4	2	1	0	0	0	0	119	40-49	55	
10:00 PM	23	26	6	5	1	1	0	0	0	0	62	40-49	33	
11:00 PM	6	14	6	2	1	0	0	0	0	0	29	40-49	20	
Day Total	3430	3488	608	261	91	21	13	3	0	0	7915	39-48	4183	
Percent	43.3%	44.1%	7.7%	3.3%	1.1%	0.3%	0.2%	0.0%	0.0%	0.0%				
ADT 7915														
AM Peak Volume	7:00 AM	7:00 AM	7:00 AM	5:00 AM	5:00 AM	5:00 AM	1:00 AM	3:00 AM				7:00 AM		
	323	455	72	37	25	4	2	1				871		
PM Peak Volume	1:00 PM	2:00 PM	3:00 PM	1:00 PM	4:00 PM	12:00 PM	3:00 PM				2:00 PM			
	263	244	32	14	4	3	1				520			
<i>Comments:</i>														

LOCATION: 3. Francisco Dr to El Dorado Hills Blvd/Salmon Falls Rd SPECIFIC LOCATION: 0 ft from CITY/STATE: El Dorado Hills, CA											QC JOB #: 12004735 DIRECTION: WB DATE: May 06 2014		
Start Time	1 39	40 45	46 48	49 51	52 54	55 57	58 60	61 63	64 66	67 9999	Total	Pace Speed	Number in Pace
12:00 AM	3	5	1	2	1	2	0	1	0	0	15	42-51	6
1:00 AM	1	2	2	3	0	1	0	1	0	0	10	42-51	6
2:00 AM	1	3	2	1	3	3	0	1	0	0	14	48-57	7
3:00 AM	3	4	2	4	3	0	0	2	0	0	18	45-54	9
4:00 AM	8	28	16	11	8	2	1	0	0	0	74	40-49	47
5:00 AM	46	110	46	21	7	2	4	0	0	0	236	40-49	163
6:00 AM	138	243	87	33	9	4	0	0	0	0	514	40-49	341
7:00 AM	426	445	56	10	2	0	0	0	0	0	939	39-48	511
8:00 AM	345	321	41	13	1	0	0	0	0	1	722	39-48	370
9:00 AM	200	274	52	9	4	1	0	0	0	0	540	39-48	331
10:00 AM	302	214	39	6	4	0	0	0	0	0	565	39-48	260
11:00 AM	279	169	34	5	3	1	0	0	0	0	491	39-48	210
12:00 PM	221	230	26	13	5	1	2	0	0	0	498	39-48	261
1:00 PM	257	177	28	9	1	0	0	0	0	0	472	39-48	211
2:00 PM	239	209	32	11	2	0	0	0	0	0	493	39-48	247
3:00 PM	249	153	18	9	0	1	0	0	0	0	430	37-46	178
4:00 PM	206	147	20	6	0	0	0	0	0	0	379	39-48	172
5:00 PM	219	156	15	8	1	0	0	0	0	0	399	36-45	178
6:00 PM	200	166	32	13	1	1	0	0	0	0	413	39-48	203
7:00 PM	125	152	32	10	4	2	0	0	0	0	325	40-49	187
8:00 PM	88	118	22	13	6	0	0	0	0	0	247	40-49	144
9:00 PM	48	51	26	5	1	1	0	0	0	0	132	40-49	78
10:00 PM	15	39	6	4	3	2	0	0	0	0	69	40-49	46
11:00 PM	9	19	9	3	3	1	0	1	0	0	45	40-49	29
Day Total	3628	3435	644	222	72	25	7	6	0	1	8040	39-48	4172
Percent	45.1%	42.7%	8.0%	2.8%	0.9%	0.3%	0.1%	0.1%	0.0%	0.0%			
ADT 8040													
AM Peak	7:00 AM	7:00 AM	6:00 AM	6:00 AM	6:00 AM	6:00 AM	5:00 AM	3:00 AM		8:00 AM	7:00 AM		
Volume	426	445	87	33	9	4	4	2		1	939		
PM Peak	1:00 PM	12:00 PM	2:00 PM	12:00 PM	8:00 PM	7:00 PM	12:00 PM	11:00 PM			12:00 PM		
Volume	257	230	32	13	6	2	2	1			498		
<i>Comments:</i>													

LOCATION: 3. Francisco Dr to El Dorado Hills Blvd/Salmon Falls Rd SPECIFIC LOCATION: 0 ft from CITY/STATE: El Dorado Hills, CA											QC JOB #: 12004735 DIRECTION: WB DATE: May 07 2014		
Start Time	1 39	40 45	46 48	49 51	52 54	55 57	58 60	61 63	64 66	67 9999	Total	Pace Speed	Number in Pace
12:00 AM	3	12	3	4	0	1	0	0	0	0	23	40-49	16
1:00 AM	2	4	4	2	0	0	0	1	0	0	13	42-51	8
2:00 AM	3	3	2	1	1	2	0	1	0	0	13	42-51	5
3:00 AM	0	2	1	5	10	1	2	0	0	0	21	49-58	16
4:00 AM	14	27	13	14	2	5	2	0	0	0	77	42-51	45
5:00 AM	39	75	44	28	18	6	2	1	0	0	213	40-49	128
6:00 AM	151	294	67	29	8	3	0	0	0	0	552	40-49	370
7:00 AM	406	425	63	11	1	0	0	0	0	1	907	39-48	498
8:00 AM	365	380	31	9	3	0	0	0	0	0	788	39-48	420
9:00 AM	257	272	49	10	2	2	1	0	0	1	594	39-48	327
10:00 AM	233	268	37	9	2	0	0	0	0	0	549	39-48	310
11:00 AM	256	191	42	11	1	3	0	0	0	0	504	39-48	239
12:00 PM	220	217	36	16	1	2	0	0	0	0	492	40-49	258
1:00 PM	287	207	18	6	1	0	0	0	0	1	520	36-45	236
2:00 PM	184	186	36	12	0	2	0	0	0	1	421	39-48	226
3:00 PM	313	187	25	5	2	2	0	0	0	0	534	39-48	220
4:00 PM	220	149	21	11	3	0	0	0	0	0	404	39-48	175
5:00 PM	200	118	18	10	1	0	0	0	0	0	347	39-48	141
6:00 PM	183	162	31	10	2	0	0	0	0	0	388	39-48	197
7:00 PM	126	152	34	11	3	0	0	0	0	0	326	40-49	189
8:00 PM	79	84	23	11	4	1	0	0	0	0	202	40-49	110
9:00 PM	35	67	26	16	5	1	0	0	0	0	150	40-49	98
10:00 PM	14	25	8	4	4	1	0	0	0	0	56	40-49	34
11:00 PM	5	13	5	4	1	0	0	0	0	0	28	40-49	19
Day Total	3595	3520	637	249	75	32	7	3	0	4	8122	39-48	4249
Percent	44.3%	43.3%	7.8%	3.1%	0.9%	0.4%	0.1%	0.0%	0.0%	0.0%			
ADT 8122													
AM Peak Volume	7:00 AM	7:00 AM	6:00 AM	6:00 AM	5:00 AM	5:00 AM	3:00 AM	1:00 AM		7:00 AM	7:00 AM		
	406	425	67	29	18	6	2	1		1	907		
PM Peak Volume	3:00 PM	12:00 PM	12:00 PM	12:00 PM	9:00 PM	12:00 PM				1:00 PM	3:00 PM		
	313	217	36	16	5	2				1	534		
<i>Comments:</i>													

LOCATION: 3. Francisco Dr to El Dorado Hills Blvd/Salmon Falls Rd SPECIFIC LOCATION: 0 ft from CITY/STATE: El Dorado Hills, CA											QC JOB #: 12004735 DIRECTION: WB DATE: May 08 2014		
Start Time	1 39	40 45	46 48	49 51	52 54	55 57	58 60	61 63	64 66	67 9999	Total	Pace Speed	Number in Pace
12:00 AM	2	7	0	1	0	1	0	0	0	0	11	40-49	7
1:00 AM	2	2	5	2	0	2	1	0	0	0	14	42-51	8
2:00 AM	1	3	1	1	4	2	1	1	0	0	14	52-61	7
3:00 AM	1	9	7	2	1	0	1	0	0	0	21	40-49	16
4:00 AM	6	21	20	14	5	7	2	0	0	0	75	42-51	48
5:00 AM	46	97	36	35	25	7	0	0	0	0	246	40-49	144
6:00 AM	141	253	70	42	16	2	0	0	0	0	524	40-49	337
7:00 AM	400	467	54	11	2	0	0	0	0	0	934	39-48	531
8:00 AM	268	390	64	14	1	0	0	0	0	0	737	39-48	460
9:00 AM	257	279	33	14	2	1	0	0	0	1	587	39-48	318
10:00 AM	252	211	45	20	5	1	0	0	0	0	534	40-49	262
11:00 AM	244	207	38	10	1	1	0	0	0	0	501	39-48	251
12:00 PM	250	209	31	17	6	0	0	0	0	0	513	39-48	246
1:00 PM	196	199	37	13	3	0	0	0	0	0	448	39-48	241
2:00 PM	201	225	33	17	1	0	0	0	0	0	477	40-49	263
3:00 PM	246	195	24	4	3	3	1	0	0	0	476	39-48	225
4:00 PM	209	125	13	10	1	0	0	0	0	0	358	36-45	146
5:00 PM	233	137	21	9	0	1	0	0	0	0	401	39-48	163
6:00 PM	195	172	19	8	0	1	0	0	0	0	395	39-48	195
7:00 PM	97	144	19	10	2	1	0	0	0	0	273	40-49	166
8:00 PM	79	83	19	10	3	0	0	0	0	0	194	40-49	105
9:00 PM	37	58	26	6	1	2	2	0	0	0	132	40-49	86
10:00 PM	18	25	9	4	3	1	0	0	0	0	60	40-49	35
11:00 PM	10	20	4	5	2	0	0	0	0	0	41	40-49	25
Day Total	3391	3538	628	279	87	33	8	1	0	1	7966	40-49	4259
Percent	42.6%	44.4%	7.9%	3.5%	1.1%	0.4%	0.1%	0.0%	0.0%	0.0%			
ADT 7966													
AM Peak Volume	7:00 AM	7:00 AM	6:00 AM	6:00 AM	5:00 AM	4:00 AM	4:00 AM	2:00 AM		9:00 AM	7:00 AM		
	400	467	70	42	25	7	2	1		1	934		
PM Peak Volume	12:00 PM	2:00 PM	1:00 PM	12:00 PM	12:00 PM	3:00 PM	9:00 PM				12:00 PM		
	250	225	37	17	6	3	2				513		
<i>Comments:</i>													

LOCATION: 3. Francisco Dr to El Dorado Hills Blvd/Salmon Falls Rd SPECIFIC LOCATION: 0 ft from CITY/STATE: El Dorado Hills, CA											QC JOB #: 12004735 DIRECTION: WB DATE: May 09 2014		
Start Time	1 39	40 45	46 48	49 51	52 54	55 57	58 60	61 63	64 66	67 9999	Total	Pace Speed	Number in Pace
12:00 AM	3	5	2	3	1	2	1	0	0	0	17	42-51	8
1:00 AM	7	3	0	1	2	2	1	1	0	0	17	53-62	5
2:00 AM	6	2	1	2	3	0	1	0	1	0	16	45-54	6
3:00 AM	2	3	6	2	1	2	0	0	0	0	16	42-51	10
4:00 AM	11	21	8	7	12	6	3	1	0	0	69	40-49	31
5:00 AM	34	86	44	24	20	7	1	2	0	0	218	40-49	138
6:00 AM	121	255	77	29	9	4	1	0	0	0	496	40-49	341
7:00 AM	343	423	51	18	7	0	0	0	0	0	842	39-48	482
8:00 AM	301	378	33	11	1	0	1	0	0	0	725	39-48	418
9:00 AM	273	271	48	12	4	1	0	0	0	1	610	39-48	326
10:00 AM	281	262	48	8	1	0	0	0	0	0	600	39-48	317
11:00 AM	238	247	39	8	3	1	0	0	0	0	536	39-48	292
12:00 PM	264	217	35	9	2	0	0	0	1	0	528	39-48	258
1:00 PM	266	216	29	9	1	0	0	0	0	0	521	39-48	251
2:00 PM	312	210	37	8	5	0	0	0	0	0	572	39-48	254
3:00 PM	306	168	24	7	0	0	0	0	0	0	505	39-48	199
4:00 PM	266	147	18	10	2	0	1	0	0	0	444	36-45	174
5:00 PM	235	138	19	4	2	0	1	0	0	0	399	39-48	163
6:00 PM	215	188	28	10	2	0	0	1	0	0	444	39-48	221
7:00 PM	162	151	27	11	2	3	0	0	0	0	356	39-48	182
8:00 PM	121	139	24	9	2	0	0	0	0	0	295	39-48	166
9:00 PM	90	95	23	8	2	1	0	0	0	0	219	40-49	120
10:00 PM	48	61	23	8	3	2	0	0	0	0	145	40-49	86
11:00 PM	18	34	8	11	3	0	0	0	0	0	74	40-49	45
Day Total	3923	3720	652	229	90	31	11	5	2	1	8664	39-48	4472
Percent	45.3%	42.9%	7.5%	2.6%	1.0%	0.4%	0.1%	0.1%	0.0%	0.0%			
ADT 8664													
AM Peak Volume	7:00 AM 343	7:00 AM 423	6:00 AM 77	6:00 AM 29	5:00 AM 20	5:00 AM 7	4:00 AM 3	5:00 AM 2	2:00 AM 1	9:00 AM 1	7:00 AM 842		
PM Peak Volume	2:00 PM 312	12:00 PM 217	2:00 PM 37	7:00 PM 11	2:00 PM 5	7:00 PM 3	4:00 PM 1	6:00 PM 1	12:00 PM 1		2:00 PM 572		
<i>Comments:</i>													

LOCATION: 3. Francisco Dr to El Dorado Hills Blvd/Salmon Falls Rd										QC JOB #: 12004735			
SPECIFIC LOCATION: 0 ft from										DIRECTION: WB			
CITY/STATE: El Dorado Hills, CA										DATE: May 03 2014 - May 09 2014			
Start Time	1	40	46	49	52	55	58	61	64	67			
	39	45	48	51	54	57	60	63	66	9999	Total	Pace Speed	Number in Pace
Grand Total	25438	24178	4287	1660	573	190	62	28	6	10	56432	39-48	29117
Percent	45.1%	42.8%	7.6%	2.9%	1.0%	0.3%	0.1%	0.0%	0.0%	0.0%			
Cumulative Percent	45.1%	87.9%	95.5%	98.5%	99.5%	99.8%	99.9%	100.0%	100.0%	100.0%			
ADT 8061											85th Percentile 44 MPH Mean Speed(Average) 33 MPH Median 39 MPH Mode 20 MPH		
<i>Comments:</i>													



LOCATION: 3. Francisco Dr to El Dorado Hills Blvd/Salmon Falls Rd SPECIFIC LOCATION: 0 ft from CITY/STATE: El Dorado Hills, CA							QC JOB #: 12004735 DIRECTION: EB/WB DATE: May 03 2014 - May 04 2014			
Start Time	Mon	Tue	Wed	Thu	Fri	Average Weekday Hourly Traffic	Sat 03-May-14	Sun 04-May-14	Average Week Hourly Traffic	Average Week Profile
12:00 AM						0	128	189	159	
1:00 AM						0	86	117	102	
2:00 AM						0	40	60	50	
3:00 AM						0	36	25	31	
4:00 AM						0	44	54	49	
5:00 AM						0	102	98	100	
6:00 AM						0	283	235	259	
7:00 AM						0	591	392	492	
8:00 AM						0	903	609	756	
9:00 AM						0	1095	858	977	
10:00 AM						0	1181	942	1062	
11:00 AM						0	1222	1121	1172	
12:00 PM						0	1275	1179	1227	
1:00 PM						0	1204	1159	1182	
2:00 PM						0	1217	1110	1164	
3:00 PM						0	1171	1120	1146	
4:00 PM						0	1257	1115	1186	
5:00 PM						0	1257	1030	1144	
6:00 PM						0	960	791	876	
7:00 PM						0	790	687	739	
8:00 PM						0	639	565	602	
9:00 PM						0	519	376	448	
10:00 PM						0	403	213	308	
11:00 PM						0	287	85	186	
Day Total						0	16690	14130	15417	
% Weekday Average										
% Week Average						0.0%	108.3%	91.7%		
AM Peak						12:00 AM	11:00 AM	11:00 AM	11:00 AM	
Volume						0	1222	1121	1172	
PM Peak						12:00 PM	12:00 PM	12:00 PM	12:00 PM	
Volume						0	1275	1179	1227	
<i>Comments:</i>										

LOCATION: 3. Francisco Dr to El Dorado Hills Blvd/Salmon Falls Rd SPECIFIC LOCATION: 0 ft from CITY/STATE: El Dorado Hills, CA						QC JOB #: 12004735 DIRECTION: EB/WB DATE: May 05 2014 - May 09 2014				
Start Time	Mon 05-May-14	Tue 06-May-14	Wed 07-May-14	Thu 08-May-14	Fri 09-May-14	Average Weekday Hourly Traffic	Sat	Sun	Average Week Hourly Traffic	Average Week Profile
12:00 AM	50	51	75	63	75	63			63	
1:00 AM	31	22	41	39	28	32			32	
2:00 AM	23	22	26	28	35	27			27	
3:00 AM	29	29	35	33	26	30			30	
4:00 AM	80	88	89	86	79	84			84	
5:00 AM	291	274	245	285	255	270			270	
6:00 AM	625	646	701	659	655	657			657	
7:00 AM	1187	1251	1237	1272	1177	1225			1225	
8:00 AM	1121	1091	1143	1110	1077	1108			1108	
9:00 AM	840	838	903	896	948	885			885	
10:00 AM	863	896	869	878	955	892			892	
11:00 AM	979	883	935	913	989	940			940	
12:00 PM	996	955	1028	928	1041	990			990	
1:00 PM	990	979	1010	934	1113	1005			1005	
2:00 PM	1099	1093	1016	1089	1190	1097			1097	
3:00 PM	1034	1094	1199	1090	1137	1111			1111	
4:00 PM	1134	1075	1052	999	1095	1071			1071	
5:00 PM	1156	1037	1027	1103	1016	1068			1068	
6:00 PM	946	1033	1080	1042	1084	1037			1037	
7:00 PM	806	872	854	830	850	842			842	
8:00 PM	625	734	696	650	808	703			703	
9:00 PM	404	469	467	477	657	495			495	
10:00 PM	202	262	223	256	445	278			278	
11:00 PM	108	124	119	120	268	148			148	
Day Total	15619	15818	16070	15780	17003	16058			16058	
% Weekday Average		98.5%	100.1%	98.3%	105.9%					
% Week Average	101.3%	98.5%	100.1%	98.3%	105.9%	100.0%				
AM Peak	7:00 AM	7:00 AM	7:00 AM	7:00 AM	7:00 AM	7:00 AM			7:00 AM	
Volume	1187	1251	1237	1272	1177	1225			1225	
PM Peak	5:00 PM	3:00 PM	3:00 PM	5:00 PM	2:00 PM	3:00 PM			3:00 PM	
Volume	1156	1094	1199	1103	1190	1111			1111	
<i>Comments:</i>										

LOCATION: 3. Francisco Dr to El Dorado Hills Blvd/Salmon Falls Rd
SPECIFIC LOCATION: 0 ft from
CITY/STATE: El Dorado Hills, CA

QC JOB #: 12004735
DIRECTION: EB/WB
DATE: Apr 28 2014 - May 02 2014

Start Time	Mon 28-Apr-14	Tue 29-Apr-14	Wed 30-Apr-14	Thu 01-May-14	Fri 02-May-14	Average Weekday Hourly Traffic		Average Weekday Profile
12:00 AM	50	51	75	63	75	63		
1:00 AM	31	22	41	39	28	32		
2:00 AM	23	22	26	28	35	27		
3:00 AM	29	29	35	33	26	30		
4:00 AM	80	88	89	86	79	84		
5:00 AM	291	274	245	285	255	270		
6:00 AM	625	646	701	659	655	657		
7:00 AM	1187	1251	1237	1272	1177	1225		
8:00 AM	1121	1091	1143	1110	1077	1108		
9:00 AM	840	838	903	896	948	885		
10:00 AM	863	896	869	878	955	892		
11:00 AM	979	883	935	913	989	940		
12:00 PM	996	955	1028	928	1041	990		
1:00 PM	990	979	1010	934	1113	1005		
2:00 PM	1099	1093	1016	1089	1190	1097		
3:00 PM	1034	1094	1199	1090	1137	1111		
4:00 PM	1134	1075	1052	999	1095	1071		
5:00 PM	1156	1037	1027	1103	1016	1068		
6:00 PM	946	1033	1080	1042	1084	1037		
7:00 PM	806	872	854	830	850	842		
8:00 PM	625	734	696	650	808	703		
9:00 PM	404	469	467	477	657	495		
10:00 PM	202	262	223	256	445	278		
11:00 PM	108	124	119	120	268	148		
Day Total	15619	15818	16070	15780	17003	16058		
% Weekday Average	97.3%	98.5%	100.1%	98.3%	105.9%			
% Week Average								
AM Peak Volume	7:00 AM 1187	7:00 AM 1251	7:00 AM 1237	7:00 AM 1272	7:00 AM 1177	7:00 AM 1225		
PM Peak Volume	5:00 PM 1156	3:00 PM 1094	3:00 PM 1199	5:00 PM 1103	2:00 PM 1190	3:00 PM 1111		

Comments:

SUMMARY - Tube Count - Volume Data (Weekend)

LOCATION: 3. Francisco Dr to El Dorado Hills Blvd/Salmon Falls Rd SPECIFIC LOCATION: 0 ft from CITY/STATE: El Dorado Hills, CA				QC JOB #: 12004735 DIRECTION: EB/WB DATE: May 03 2014 - May 04 2014		
Start Time			Sat 03-May-14	Sun 04-May-14	Average Weekend Hourly Traffic	Average Weekend Profile
12:00 AM			128	189	159	
1:00 AM			86	117	102	
2:00 AM			40	60	50	
3:00 AM			36	25	31	
4:00 AM			44	54	49	
5:00 AM			102	98	100	
6:00 AM			283	235	259	
7:00 AM			591	392	492	
8:00 AM			903	609	756	
9:00 AM			1095	858	977	
10:00 AM			1181	942	1062	
11:00 AM			1222	1121	1172	
12:00 PM			1275	1179	1227	
1:00 PM			1204	1159	1182	
2:00 PM			1217	1110	1164	
3:00 PM			1171	1120	1146	
4:00 PM			1257	1115	1186	
5:00 PM			1257	1030	1144	
6:00 PM			960	791	876	
7:00 PM			790	687	739	
8:00 PM			639	565	602	
9:00 PM			519	376	448	
10:00 PM			403	213	308	
11:00 PM			287	85	186	
Day Total			16690	14130	15417	
% Weekday Average						
% Week Average			108.3%	91.7%		
AM Peak Volume			11:00 AM 1222	11:00 AM 1121	11:00 AM 1172	
PM Peak Volume			12:00 PM 1275	12:00 PM 1179	12:00 PM 1227	
<i>Comments:</i>						

LOCATION: 3. Francisco Dr to El Dorado Hills Blvd/Salmon Falls Rd
SPECIFIC LOCATION: 0 ft from
CITY/STATE: El Dorado Hills, CA

QC JOB #: 12004735
DIRECTION: EB/WB
DATE: Apr 28 2014 - May 04 2014

Start Time	Mon 28-Apr-14	Tue 29-Apr-14	Wed 30-Apr-14	Thu 01-May-14	Fri 02-May-14	Average Weekday Hourly Traffic	Sat 03-May-14	Sun 04-May-14	Average Week Hourly Traffic	Average Week Profile
12:00 AM	50	51	75	63	75	63	128	189	90	
1:00 AM	31	22	41	39	28	32	86	117	52	
2:00 AM	23	22	26	28	35	27	40	60	33	
3:00 AM	29	29	35	33	26	30	36	25	30	
4:00 AM	80	88	89	86	79	84	44	54	74	
5:00 AM	291	274	245	285	255	270	102	98	221	
6:00 AM	625	646	701	659	655	657	283	235	543	
7:00 AM	1187	1251	1237	1272	1177	1225	591	392	1015	
8:00 AM	1121	1091	1143	1110	1077	1108	903	609	1008	
9:00 AM	840	838	903	896	948	885	1095	858	911	
10:00 AM	863	896	869	878	955	892	1181	942	941	
11:00 AM	979	883	935	913	989	940	1222	1121	1006	
12:00 PM	996	955	1028	928	1041	990	1275	1179	1057	
1:00 PM	990	979	1010	934	1113	1005	1204	1159	1056	
2:00 PM	1099	1093	1016	1089	1190	1097	1217	1110	1116	
3:00 PM	1034	1094	1199	1090	1137	1111	1171	1120	1121	
4:00 PM	1134	1075	1052	999	1095	1071	1257	1115	1104	
5:00 PM	1156	1037	1027	1103	1016	1068	1257	1030	1089	
6:00 PM	946	1033	1080	1042	1084	1037	960	791	991	
7:00 PM	806	872	854	830	850	842	790	687	813	
8:00 PM	625	734	696	650	808	703	639	565	674	
9:00 PM	404	469	467	477	657	495	519	376	481	
10:00 PM	202	262	223	256	445	278	403	213	286	
11:00 PM	108	124	119	120	268	148	287	85	159	
Day Total	15619	15818	16070	15780	17003	16058	16690	14130	15871	
% Weekday Average	97.3%	98.5%	100.1%	98.3%	105.9%					
% Week Average	98.4%	99.7%	101.3%	99.4%	107.1%	101.2%	105.2%	89.0%		
AM Peak Volume	7:00 AM 1187	7:00 AM 1251	7:00 AM 1237	7:00 AM 1272	7:00 AM 1177	7:00 AM 1225	11:00 AM 1222	11:00 AM 1121	7:00 AM 1015	
PM Peak Volume	5:00 PM 1156	3:00 PM 1094	3:00 PM 1199	5:00 PM 1103	2:00 PM 1190	3:00 PM 1111	12:00 PM 1275	12:00 PM 1179	3:00 PM 1121	

Comments:

LOCATION: 3. Francisco Dr to El Dorado Hills Blvd/Salmon Falls Rd SPECIFIC LOCATION: 0 ft from CITY/STATE: El Dorado Hills, CA														QC JOB #: 12004735 DIRECTION: EB/WB DATE: May 03 2014	
Start Time	Motor-cycles	Cars & Trailer	2 Axle Long	Buses	2 Axle 6 Tire	3 Axle Single	4 Axle Single	<5 Axle Double	5 Axle Double	>6 Axle Double	<6 Axle Multi	6 Axle Multi	>6 Axle Multi	Not Classified	Total
12:00 AM	1	98	21	1	5	0	0	0	0	0	0	0	0	2	128
1:00 AM	1	70	11	0	4	0	0	0	0	0	0	0	0	0	86
2:00 AM	0	29	9	0	2	0	0	0	0	0	0	0	0	0	40
3:00 AM	1	28	7	0	0	0	0	0	0	0	0	0	0	0	36
4:00 AM	0	33	7	1	2	0	0	0	0	0	0	0	0	1	44
5:00 AM	1	75	16	0	6	1	0	1	0	0	0	0	0	2	102
6:00 AM	1	187	61	0	21	1	0	7	1	0	0	0	0	4	283
7:00 AM	6	388	127	0	46	0	0	4	0	0	0	0	0	20	591
8:00 AM	18	591	196	1	45	0	0	4	0	0	0	0	0	48	903
9:00 AM	12	693	242	1	65	0	0	12	0	0	0	0	0	70	1095
10:00 AM	19	756	249	1	66	0	0	16	0	1	0	0	0	73	1181
11:00 AM	23	760	252	1	52	1	0	14	0	0	1	0	0	118	1222
12:00 PM	22	798	244	2	60	4	0	12	0	2	0	0	0	131	1275
1:00 PM	33	695	223	1	60	0	0	12	1	1	2	0	0	176	1204
2:00 PM	21	773	237	2	50	0	0	9	0	2	0	0	0	123	1217
3:00 PM	21	726	210	1	59	1	0	10	1	1	0	0	0	141	1171
4:00 PM	24	792	221	3	54	4	0	9	1	0	0	0	0	149	1257
5:00 PM	21	809	234	2	60	1	0	10	0	0	0	0	0	120	1257
6:00 PM	11	645	179	0	44	4	0	9	0	0	0	0	0	68	960
7:00 PM	16	544	137	0	35	0	0	6	1	0	0	0	0	51	790
8:00 PM	3	423	144	3	36	0	0	4	0	0	0	0	0	26	639
9:00 PM	4	351	105	5	28	0	0	3	0	0	0	0	0	23	519
10:00 PM	1	276	94	0	22	0	0	0	1	0	0	0	0	9	403
11:00 PM	0	219	48	2	12	0	0	0	1	0	0	0	0	5	287
Day Total	260	10759	3274	27	834	17	0	142	7	7	3	0	0	1360	16690
Percent	1.6%	64.5%	19.6%	0.2%	5.0%	0.1%	0.0%	0.9%	0.0%	0.0%	0.0%	0.0%	0.0%	8.1%	
ADT 16690															
AM Peak	11:00 AM	11:00 AM	11:00 AM	12:00 AM	10:00 AM	5:00 AM		10:00 AM	6:00 AM	10:00 AM	11:00 AM			11:00 AM	11:00 AM
Volume	23	760	252	1	66	1		16	1	1	1			118	1222
PM Peak	1:00 PM	5:00 PM	12:00 PM	9:00 PM	12:00 PM	12:00 PM		12:00 PM	1:00 PM	12:00 PM	1:00 PM			1:00 PM	12:00 PM
Volume	33	809	244	5	60	4		12	1	2	2			176	1275
<i>Comments:</i>															

LOCATION: 3. Francisco Dr to El Dorado Hills Blvd/Salmon Falls Rd SPECIFIC LOCATION: 0 ft from CITY/STATE: El Dorado Hills, CA														QC JOB #: 12004735 DIRECTION: EB/WB DATE: May 04 2014	
Start Time	Motor-cycles	Cars & Trailer	2 Axle Long	Buses	2 Axle 6 Tire	3 Axle Single	4 Axle Single	<5 Axle Double	5 Axle Double	>6 Axle Double	<6 Axle Multi	6 Axle Multi	>6 Axle Multi	Not Classified	Total
12:00 AM	0	136	43	1	7	0	0	0	0	0	0	0	0	2	189
1:00 AM	0	86	21	2	6	0	0	0	0	0	0	0	0	2	117
2:00 AM	0	48	9	1	1	0	0	0	0	0	0	0	0	1	60
3:00 AM	1	19	4	0	1	0	0	0	0	0	0	0	0	0	25
4:00 AM	0	41	10	0	2	0	0	0	0	0	0	0	0	1	54
5:00 AM	0	73	18	0	5	0	0	1	0	0	0	0	0	1	98
6:00 AM	1	165	43	0	19	0	0	5	1	0	0	0	0	1	235
7:00 AM	3	280	73	0	28	0	0	1	1	0	1	0	0	5	392
8:00 AM	6	425	113	1	35	0	0	4	1	0	0	0	0	24	609
9:00 AM	14	601	170	1	33	0	0	3	3	0	0	0	0	33	858
10:00 AM	17	653	177	0	46	0	0	7	0	0	1	0	0	41	942
11:00 AM	19	724	218	0	60	2	0	10	0	0	0	0	0	88	1121
12:00 PM	24	772	230	0	55	1	0	8	1	0	0	0	0	88	1179
1:00 PM	21	748	222	0	48	1	0	2	0	1	0	0	0	116	1159
2:00 PM	21	710	203	2	60	0	0	7	0	0	0	0	0	107	1110
3:00 PM	23	703	213	1	70	4	0	12	0	3	2	0	0	89	1120
4:00 PM	21	687	215	0	80	0	0	12	0	2	1	0	0	97	1115
5:00 PM	14	695	188	4	43	0	0	15	0	0	0	0	0	71	1030
6:00 PM	6	520	175	0	36	1	0	5	0	0	1	0	0	47	791
7:00 PM	5	469	137	0	46	0	0	4	0	1	0	0	0	25	687
8:00 PM	1	372	125	0	35	0	0	5	0	0	0	0	0	27	565
9:00 PM	0	273	75	0	26	0	0	1	0	0	0	0	0	1	376
10:00 PM	0	161	35	1	12	0	0	0	0	0	0	0	0	4	213
11:00 PM	0	65	15	0	4	0	0	1	0	0	0	0	0	0	85
Day Total	197	9426	2732	14	758	9	0	103	7	7	6	0	0	871	14130
Percent	1.4%	66.7%	19.3%	0.1%	5.4%	0.1%	0.0%	0.7%	0.0%	0.0%	0.0%	0.0%	0.0%	6.2%	
ADT 14130															
AM Peak	11:00 AM	11:00 AM	11:00 AM	1:00 AM	11:00 AM	11:00 AM		11:00 AM	9:00 AM		7:00 AM			11:00 AM	11:00 AM
Volume	19	724	218	2	60	2		10	3		1			88	1121
PM Peak	12:00 PM	12:00 PM	12:00 PM	5:00 PM	4:00 PM	3:00 PM		5:00 PM	12:00 PM	3:00 PM	3:00 PM			1:00 PM	12:00 PM
Volume	24	772	230	4	80	4		15	1	3	2			116	1179
<i>Comments:</i>															

LOCATION: 3. Francisco Dr to El Dorado Hills Blvd/Salmon Falls Rd SPECIFIC LOCATION: 0 ft from CITY/STATE: El Dorado Hills, CA														QC JOB #: 12004735 DIRECTION: EB/WB DATE: May 05 2014	
Start Time	Motor-cycles	Cars & Trailer	2 Axle Long	Buses	2 Axle 6 Tire	3 Axle Single	4 Axle Single	<5 Axle Double	5 Axle Double	>6 Axle Double	<6 Axle Multi	6 Axle Multi	>6 Axle Multi	Not Classified	Total
12:00 AM	0	39	7	0	3	0	0	1	0	0	0	0	0	0	50
1:00 AM	0	22	8	0	1	0	0	0	0	0	0	0	0	0	31
2:00 AM	0	15	7	0	0	0	0	1	0	0	0	0	0	0	23
3:00 AM	1	18	8	0	1	0	0	0	0	0	0	0	0	1	29
4:00 AM	0	55	18	0	6	0	0	1	0	0	0	0	0	0	80
5:00 AM	0	205	63	0	21	0	0	0	0	0	0	0	0	2	291
6:00 AM	1	412	136	1	56	0	0	5	1	0	0	0	0	13	625
7:00 AM	1	824	226	3	70	0	0	7	0	0	0	0	0	56	1187
8:00 AM	3	755	232	2	53	2	0	16	0	0	0	0	0	58	1121
9:00 AM	7	564	172	2	50	2	0	13	0	0	0	0	0	30	840
10:00 AM	4	568	198	1	48	0	0	4	1	0	0	0	0	39	863
11:00 AM	4	617	229	2	68	0	0	4	1	0	0	0	0	54	979
12:00 PM	6	647	221	3	54	0	0	9	0	0	0	0	0	56	996
1:00 PM	7	622	222	2	66	1	0	7	0	0	2	0	0	61	990
2:00 PM	2	696	218	6	80	0	0	9	0	0	0	0	0	88	1099
3:00 PM	5	644	198	0	57	1	0	10	1	0	1	0	0	117	1034
4:00 PM	14	638	230	2	65	4	0	17	0	2	0	0	0	162	1134
5:00 PM	13	664	190	0	60	4	0	9	2	0	0	0	0	214	1156
6:00 PM	6	604	157	1	67	1	0	13	0	1	1	1	0	94	946
7:00 PM	4	563	154	1	36	2	0	6	0	0	0	0	0	40	806
8:00 PM	4	431	138	0	34	0	0	3	1	0	0	0	0	14	625
9:00 PM	2	291	86	0	21	0	0	1	1	0	0	0	0	2	404
10:00 PM	0	153	35	0	13	0	0	1	0	0	0	0	0	0	202
11:00 PM	0	82	20	0	5	0	0	1	0	0	0	0	0	0	108
Day Total	84	10129	3173	26	935	17	0	138	8	3	4	1	0	1101	15619
Percent	0.5%	64.9%	20.3%	0.2%	6.0%	0.1%	0.0%	0.9%	0.1%	0.0%	0.0%	0.0%	0.0%	7.0%	
ADT 15619															
AM Peak	9:00 AM	7:00 AM	8:00 AM	7:00 AM	7:00 AM	8:00 AM		8:00 AM	6:00 AM					8:00 AM	7:00 AM
Volume	7	824	232	3	70	2		16	1					58	1187
PM Peak	4:00 PM	2:00 PM	4:00 PM	2:00 PM	2:00 PM	4:00 PM		4:00 PM	5:00 PM	4:00 PM	1:00 PM	6:00 PM		5:00 PM	5:00 PM
Volume	14	696	230	6	80	4		17	2	2	2	1		214	1156
<i>Comments:</i>															

LOCATION: 3. Francisco Dr to El Dorado Hills Blvd/Salmon Falls Rd SPECIFIC LOCATION: 0 ft from CITY/STATE: El Dorado Hills, CA														QC JOB #: 12004735 DIRECTION: EB/WB DATE: May 06 2014	
Start Time	Motor-cycles	Cars & Trailer	2 Axle Long	Buses	2 Axle 6 Tire	3 Axle Single	4 Axle Single	<5 Axle Double	5 Axle Double	>6 Axle Double	<6 Axle Multi	6 Axle Multi	>6 Axle Multi	Not Classified	Total
12:00 AM	0	38	11	0	2	0	0	0	0	0	0	0	0	0	51
1:00 AM	0	16	5	0	1	0	0	0	0	0	0	0	0	0	22
2:00 AM	0	17	4	0	1	0	0	0	0	0	0	0	0	0	22
3:00 AM	0	20	7	0	0	0	0	1	0	0	0	0	0	1	29
4:00 AM	0	55	23	0	10	0	0	0	0	0	0	0	0	0	88
5:00 AM	0	198	47	0	24	1	0	0	1	0	0	0	0	3	274
6:00 AM	1	420	150	1	59	0	0	4	1	0	0	0	0	10	646
7:00 AM	1	871	232	6	58	1	0	7	1	0	0	0	0	74	1251
8:00 AM	1	726	213	2	75	0	0	9	0	0	0	0	0	65	1091
9:00 AM	5	566	179	1	53	1	0	5	0	0	0	0	0	28	838
10:00 AM	6	570	202	3	64	0	0	11	1	0	0	0	0	39	896
11:00 AM	7	562	196	1	61	1	0	5	1	0	0	0	0	49	883
12:00 PM	3	619	207	7	58	1	0	10	2	1	0	0	0	47	955
1:00 PM	8	632	209	1	55	0	0	9	0	0	0	0	0	65	979
2:00 PM	4	703	234	3	57	1	0	10	0	0	0	0	0	81	1093
3:00 PM	9	646	208	1	64	1	0	14	1	0	0	0	0	150	1094
4:00 PM	7	601	197	3	78	3	0	17	0	1	1	0	1	166	1075
5:00 PM	20	607	150	1	58	3	0	8	0	2	0	0	0	188	1037
6:00 PM	7	693	178	0	57	1	0	12	0	1	0	0	0	84	1033
7:00 PM	3	599	176	2	43	0	0	8	0	0	0	0	0	41	872
8:00 PM	4	506	159	0	42	0	0	4	0	0	0	0	0	19	734
9:00 PM	2	339	94	0	24	0	0	0	0	0	0	0	0	10	469
10:00 PM	2	183	47	0	25	0	0	1	0	0	0	0	0	4	262
11:00 PM	0	96	17	1	7	0	0	2	0	0	0	0	0	1	124
Day Total	90	10283	3145	33	976	14	0	137	8	5	1	0	1	1125	15818
Percent	0.6%	65.0%	19.9%	0.2%	6.2%	0.1%	0.0%	0.9%	0.1%	0.0%	0.0%	0.0%	0.0%	7.1%	
ADT 15818															
AM Peak	11:00 AM	7:00 AM	7:00 AM	7:00 AM	8:00 AM	5:00 AM		10:00 AM	5:00 AM					7:00 AM	7:00 AM
Volume	7	871	232	6	75	1		11	1					74	1251
PM Peak	5:00 PM	2:00 PM	2:00 PM	12:00 PM	4:00 PM	4:00 PM		4:00 PM	12:00 PM	5:00 PM	4:00 PM		4:00 PM	5:00 PM	3:00 PM
Volume	20	703	234	7	78	3		17	2	2	1		1	188	1094
<i>Comments:</i>															

LOCATION: 3. Francisco Dr to El Dorado Hills Blvd/Salmon Falls Rd SPECIFIC LOCATION: 0 ft from CITY/STATE: El Dorado Hills, CA														QC JOB #: 12004735 DIRECTION: EB/WB DATE: May 07 2014	
Start Time	Motor-cycles	Cars & Trailer	2 Axle Long	Buses	2 Axle 6 Tire	3 Axle Single	4 Axle Single	<5 Axle Double	5 Axle Double	>6 Axle Double	<6 Axle Multi	6 Axle Multi	>6 Axle Multi	Not Classified	Total
12:00 AM	0	61	13	0	1	0	0	0	0	0	0	0	0	0	75
1:00 AM	1	30	5	0	4	0	0	1	0	0	0	0	0	0	41
2:00 AM	0	20	5	0	1	0	0	0	0	0	0	0	0	0	26
3:00 AM	0	26	7	0	1	0	0	0	0	0	0	0	0	1	35
4:00 AM	0	64	18	0	6	0	0	0	1	0	0	0	0	0	89
5:00 AM	2	157	58	0	17	3	0	1	0	0	0	0	0	7	245
6:00 AM	3	442	146	1	70	0	0	10	0	0	1	0	0	28	701
7:00 AM	1	832	227	5	86	1	0	8	2	0	0	0	0	75	1237
8:00 AM	4	785	215	2	60	5	0	10	1	0	0	0	0	61	1143
9:00 AM	4	565	212	3	64	2	2	5	0	0	1	0	0	45	903
10:00 AM	7	581	186	0	54	3	0	6	0	0	0	0	0	32	869
11:00 AM	7	594	209	4	59	1	0	13	0	0	0	0	0	48	935
12:00 PM	7	662	216	1	73	0	0	15	0	0	0	0	1	53	1028
1:00 PM	9	658	200	2	62	2	0	6	0	0	0	0	0	71	1010
2:00 PM	5	636	217	4	45	2	0	16	0	0	0	0	0	91	1016
3:00 PM	15	713	234	1	63	0	0	12	0	0	2	0	0	159	1199
4:00 PM	16	628	198	0	59	0	1	19	0	0	0	0	0	131	1052
5:00 PM	13	588	162	0	59	2	0	12	0	0	0	0	0	191	1027
6:00 PM	8	691	206	0	59	0	0	10	0	0	1	0	1	104	1080
7:00 PM	7	581	167	0	55	0	0	5	0	0	1	0	0	38	854
8:00 PM	2	469	156	0	38	0	0	8	0	0	0	0	0	23	696
9:00 PM	2	334	82	0	34	0	0	2	1	0	0	0	0	12	467
10:00 PM	0	161	44	0	14	0	0	0	0	0	0	0	0	4	223
11:00 PM	0	90	20	0	6	0	0	2	0	0	0	0	0	1	119
Day Total	113	10368	3203	23	990	21	3	161	5	0	6	0	2	1175	16070
Percent	0.7%	64.5%	19.9%	0.1%	6.2%	0.1%	0.0%	1.0%	0.0%	0.0%	0.0%	0.0%	0.0%	7.3%	
ADT 16070															
AM Peak Volume	10:00 AM	7:00 AM	7:00 AM	7:00 AM	7:00 AM	8:00 AM	9:00 AM	11:00 AM	7:00 AM		6:00 AM			7:00 AM	7:00 AM
	7	832	227	5	86	5	2	13	2		1			75	1237
PM Peak Volume	4:00 PM	3:00 PM	3:00 PM	2:00 PM	12:00 PM	1:00 PM	4:00 PM	4:00 PM	9:00 PM		3:00 PM		12:00 PM	5:00 PM	3:00 PM
	16	713	234	4	73	2	1	19	1		2		1	191	1199
<i>Comments:</i>															

LOCATION: 3. Francisco Dr to El Dorado Hills Blvd/Salmon Falls Rd SPECIFIC LOCATION: 0 ft from CITY/STATE: El Dorado Hills, CA														QC JOB #: 12004735 DIRECTION: EB/WB DATE: May 08 2014														
Start Time	Motor-cycles	Cars & Trailer	2 Axle Long	Buses	2 Axle 6 Tire	3 Axle Single	4 Axle Single	<5 Axle Double	5 Axle Double	>6 Axle Double	<6 Axle Multi	6 Axle Multi	>6 Axle Multi	Not Classified	Total													
12:00 AM	0	47	13	0	3	0	0	0	0	0	0	0	0	0	63													
1:00 AM	0	28	7	0	3	0	0	0	1	0	0	0	0	0	39													
2:00 AM	0	17	10	0	0	0	0	0	1	0	0	0	0	0	28													
3:00 AM	0	24	7	0	2	0	0	0	0	0	0	0	0	0	33													
4:00 AM	0	59	21	1	5	0	0	0	0	0	0	0	0	0	86													
5:00 AM	0	201	56	0	26	1	0	0	0	0	0	0	0	1	285													
6:00 AM	6	426	144	1	57	0	0	9	0	0	0	0	0	16	659													
7:00 AM	3	873	244	4	68	1	0	7	0	0	0	0	0	72	1272													
8:00 AM	7	742	230	2	63	0	0	11	0	1	0	0	1	53	1110													
9:00 AM	1	581	202	2	57	0	0	14	2	0	0	0	0	37	896													
10:00 AM	5	605	184	5	44	0	0	10	1	0	1	0	0	23	878													
11:00 AM	5	604	192	1	59	0	0	8	0	0	0	0	0	44	913													
12:00 PM	8	591	211	2	52	0	0	11	1	0	0	0	0	52	928													
1:00 PM	10	590	212	1	57	1	0	12	1	0	0	0	0	50	934													
2:00 PM	5	685	230	2	53	0	0	10	0	0	0	0	0	104	1089													
3:00 PM	12	631	219	4	66	2	1	11	0	1	1	0	0	142	1090													
4:00 PM	14	540	155	0	68	2	0	18	1	1	1	0	0	199	999													
5:00 PM	15	640	176	1	58	2	1	22	0	0	2	1	0	185	1103													
6:00 PM	4	677	194	0	56	1	0	14	0	0	1	0	0	95	1042													
7:00 PM	3	540	184	0	51	1	0	5	1	1	0	0	0	44	830													
8:00 PM	1	479	115	0	35	0	0	8	0	0	0	0	0	12	650													
9:00 PM	0	350	91	1	27	0	0	2	0	0	0	0	0	6	477													
10:00 PM	1	189	48	0	16	0	0	0	0	0	0	0	0	2	256													
11:00 PM	0	98	13	0	6	0	0	0	0	0	0	0	0	3	120													
Day Total	100	10217	3158	27	932	11	2	172	9	4	6	1	1	1140	15780													
Percent	0.6%	64.7%	20.0%	0.2%	5.9%	0.1%	0.0%	1.1%	0.1%	0.0%	0.0%	0.0%	0.0%	7.2%														
ADT 15780																												
AM Peak Volume	8:00 AM	7	7:00 AM	873	7:00 AM	244	10:00 AM	5	7:00 AM	68	5:00 AM	1	9:00 AM	14	9:00 AM	2	8:00 AM	1	10:00 AM	1	8:00 AM	1	7:00 AM	72	7:00 AM	1272		
PM Peak Volume	5:00 PM	15	2:00 PM	685	2:00 PM	230	3:00 PM	4	4:00 PM	68	3:00 PM	2	3:00 PM	1	5:00 PM	22	12:00 PM	1	3:00 PM	1	5:00 PM	2	5:00 PM	1	4:00 PM	199	5:00 PM	1103
<i>Comments:</i>																												

LOCATION: 3. Francisco Dr to El Dorado Hills Blvd/Salmon Falls Rd SPECIFIC LOCATION: 0 ft from CITY/STATE: El Dorado Hills, CA														QC JOB #: 12004735 DIRECTION: EB/WB DATE: May 09 2014	
Start Time	Motor-cycles	Cars & Trailer	2 Axle Long	Buses	2 Axle 6 Tire	3 Axle Single	4 Axle Single	<5 Axle Double	5 Axle Double	>6 Axle Double	<6 Axle Multi	6 Axle Multi	>6 Axle Multi	Not Classified	Total
12:00 AM	0	49	19	0	6	0	0	1	0	0	0	0	0	0	75
1:00 AM	1	16	5	0	4	1	0	0	1	0	0	0	0	0	28
2:00 AM	0	23	7	0	3	0	0	0	2	0	0	0	0	0	35
3:00 AM	1	16	7	0	1	0	0	0	0	0	0	0	0	1	26
4:00 AM	0	56	18	0	5	0	0	0	0	0	0	0	0	0	79
5:00 AM	0	192	45	0	12	0	0	3	1	0	0	0	0	2	255
6:00 AM	4	424	151	0	54	2	0	8	0	0	0	0	0	12	655
7:00 AM	5	806	224	5	62	1	0	9	0	0	0	0	0	65	1177
8:00 AM	5	751	217	2	64	1	0	8	2	0	0	0	0	27	1077
9:00 AM	3	628	197	2	69	0	0	10	1	0	0	0	0	38	948
10:00 AM	3	620	201	6	64	0	0	8	2	0	1	0	0	50	955
11:00 AM	11	604	214	2	69	0	0	12	1	0	0	0	0	76	989
12:00 PM	8	661	241	4	52	0	0	11	0	0	0	0	0	64	1041
1:00 PM	19	680	236	1	60	2	0	13	0	0	1	0	0	101	1113
2:00 PM	9	748	246	4	74	1	0	9	0	0	0	0	0	99	1190
3:00 PM	13	620	204	2	65	4	0	10	0	1	0	0	0	218	1137
4:00 PM	9	600	197	3	69	2	0	6	0	0	1	0	2	206	1095
5:00 PM	16	579	147	2	45	1	0	13	0	1	1	0	0	211	1016
6:00 PM	9	715	169	1	45	2	0	16	0	0	0	0	0	127	1084
7:00 PM	6	576	169	0	51	0	0	5	0	0	1	0	0	42	850
8:00 PM	6	559	168	0	46	0	0	3	0	0	0	0	0	26	808
9:00 PM	2	472	133	0	29	0	0	1	0	0	0	0	0	20	657
10:00 PM	0	324	79	0	33	0	0	1	0	0	0	0	0	8	445
11:00 PM	0	196	53	0	13	0	0	1	0	0	0	0	0	5	268
Day Total	130	10915	3347	34	995	17	0	148	10	2	5	0	2	1398	17003
Percent	0.8%	64.2%	19.7%	0.2%	5.9%	0.1%	0.0%	0.9%	0.1%	0.0%	0.0%	0.0%	0.0%	8.2%	
ADT 17003															
AM Peak	11:00 AM	7:00 AM	7:00 AM	10:00 AM	9:00 AM	6:00 AM		11:00 AM	2:00 AM		10:00 AM			11:00 AM	7:00 AM
Volume	11	806	224	6	69	2		12	2		1			76	1177
PM Peak	1:00 PM	2:00 PM	2:00 PM	12:00 PM	2:00 PM	3:00 PM		6:00 PM		3:00 PM	1:00 PM		4:00 PM	3:00 PM	2:00 PM
Volume	19	748	246	4	74	4		16		1	1		2	218	1190
<i>Comments:</i>															

LOCATION: 3. Francisco Dr to El Dorado Hills Blvd/Salmon Falls Rd													QC JOB #: 12004735		
SPECIFIC LOCATION: 0 ft from													DIRECTION: EB/WB		
CITY/STATE: El Dorado Hills, CA													DATE: May 03 2014 - May 09 2014		
Start Time	Motor-cycles	Cars & Trailer	2 Axle Long	Buses	2 Axle 6 Tire	3 Axle Single	4 Axle Single	<5 Axle Double	5 Axle Double	>6 Axle Double	<6 Axle Multi	6 Axle Multi	>6 Axle Multi	Not Classified	Total
Grand Total	974	72097	22032	184	6420	106	5	1001	54	28	31	2	6	8170	111110
Percent	0.9%	64.9%	19.8%	0.2%	5.8%	0.1%	0.0%	0.9%	0.0%	0.0%	0.0%	0.0%	0.0%	7.4%	
ADT 15872															
<i>Comments:</i>															

Report generated on 5/30/2014 3:57 PM

SOURCE: Quality Counts, LLC (<http://www.qualitycounts.net>)



LOCATION: 3. Francisco Dr to El Dorado Hills Blvd/Salmon Falls Rd SPECIFIC LOCATION: 0 ft from CITY/STATE: El Dorado Hills, CA											QC JOB #: 12004735 DIRECTION: EB/WB DATE: May 03 2014		
Start Time	1 39	40 45	46 48	49 51	52 54	55 57	58 60	61 63	64 66	67 9999	Total	Pace Speed	Number in Pace
12:00 AM	26	37	24	18	13	4	4	2	0	0	128	40-49	67
1:00 AM	7	22	12	12	12	8	4	3	1	5	86	45-54	39
2:00 AM	2	9	6	8	9	4	2	0	0	0	40	46-55	24
3:00 AM	3	9	5	5	7	2	2	0	1	2	36	45-54	18
4:00 AM	4	12	8	4	8	6	2	0	0	0	44	47-56	21
5:00 AM	19	29	17	15	11	5	1	4	1	0	102	42-51	51
6:00 AM	44	128	66	20	11	11	2	1	0	0	283	40-49	200
7:00 AM	200	228	79	50	17	13	4	0	0	0	591	40-49	323
8:00 AM	370	376	84	48	15	9	1	0	0	0	903	40-49	476
9:00 AM	558	413	73	32	13	4	1	0	0	1	1095	39-48	500
10:00 AM	620	447	73	26	11	1	2	1	0	0	1181	39-48	535
11:00 AM	785	354	52	16	8	4	2	1	0	0	1222	36-45	434
12:00 PM	832	370	34	22	13	2	1	0	1	0	1275	36-45	455
1:00 PM	822	302	55	16	5	4	0	0	0	0	1204	36-45	386
2:00 PM	684	410	92	24	5	1	0	0	0	1	1217	39-48	519
3:00 PM	819	278	51	10	10	1	2	0	0	0	1171	36-45	362
4:00 PM	878	295	61	16	5	1	0	0	1	0	1257	36-45	385
5:00 PM	693	419	99	25	11	7	2	1	0	0	1257	39-48	535
6:00 PM	511	336	74	24	11	2	2	0	0	0	960	39-48	423
7:00 PM	381	285	69	37	16	2	0	0	0	0	790	40-49	366
8:00 PM	270	255	61	30	12	8	1	1	1	0	639	40-49	326
9:00 PM	205	181	73	32	14	6	4	2	1	1	519	40-49	264
10:00 PM	92	147	67	58	19	11	8	1	0	0	403	40-49	233
11:00 PM	59	108	55	35	14	13	2	1	0	0	287	40-49	174
Day Total	8884	5450	1290	583	270	129	49	18	7	10	16690	39-48	6967
Percent	53.2%	32.7%	7.7%	3.5%	1.6%	0.8%	0.3%	0.1%	0.0%	0.1%			
ADT 16690													
AM Peak	11:00 AM	10:00 AM	8:00 AM	7:00 AM	7:00 AM	7:00 AM	12:00 AM	5:00 AM	1:00 AM	1:00 AM	11:00 AM		
Volume	785	447	84	50	17	13	4	4	1	5	1222		
PM Peak	4:00 PM	5:00 PM	5:00 PM	10:00 PM	10:00 PM	11:00 PM	10:00 PM	9:00 PM	12:00 PM	2:00 PM	12:00 PM		
Volume	878	419	99	58	19	13	8	2	1	1	1275		
<i>Comments:</i>													

LOCATION: 3. Francisco Dr to El Dorado Hills Blvd/Salmon Falls Rd SPECIFIC LOCATION: 0 ft from CITY/STATE: El Dorado Hills, CA											QC JOB #: 12004735 DIRECTION: EB/WB DATE: May 04 2014		
Start Time	1 39	40 45	46 48	49 51	52 54	55 57	58 60	61 63	64 66	67 9999	Total	Pace Speed	Number in Pace
12:00 AM	18	60	42	39	16	10	0	4	0	0	189	42-51	121
1:00 AM	25	34	23	15	13	6	1	0	0	0	117	40-49	62
2:00 AM	11	10	9	10	10	6	0	2	2	0	60	46-55	31
3:00 AM	2	9	5	2	1	4	1	0	1	0	25	40-49	14
4:00 AM	13	12	9	8	8	2	2	0	0	0	54	45-54	26
5:00 AM	9	24	24	18	14	3	4	1	1	0	98	45-54	60
6:00 AM	24	78	46	31	27	12	6	7	1	3	235	40-49	134
7:00 AM	91	152	70	44	21	5	6	0	3	0	392	40-49	236
8:00 AM	230	241	68	42	16	5	3	4	0	0	609	40-49	323
9:00 AM	350	354	95	33	10	12	2	0	2	0	858	40-49	459
10:00 AM	400	395	90	43	10	3	1	0	0	0	942	40-49	499
11:00 AM	563	447	76	25	7	2	1	0	0	0	1121	39-48	537
12:00 PM	631	431	69	34	11	3	0	0	0	0	1179	39-48	516
1:00 PM	693	352	75	28	7	2	1	1	0	0	1159	39-48	444
2:00 PM	702	315	61	23	6	2	0	0	1	0	1110	39-48	394
3:00 PM	694	331	64	23	5	2	0	1	0	0	1120	39-48	412
4:00 PM	645	360	64	33	9	4	0	0	0	0	1115	39-48	440
5:00 PM	554	357	68	33	14	1	1	0	0	1	1030	39-48	439
6:00 PM	335	290	101	38	18	7	2	0	0	0	791	40-49	403
7:00 PM	258	268	88	41	20	10	2	0	0	0	687	40-49	369
8:00 PM	200	239	70	32	17	4	2	1	0	0	565	40-49	319
9:00 PM	85	145	59	42	27	10	6	1	1	0	376	40-49	218
10:00 PM	19	72	48	35	18	14	4	2	1	0	213	41-50	131
11:00 PM	9	18	11	23	15	5	3	1	0	0	85	45-54	52
Day Total	6561	4994	1335	695	320	134	48	26	13	4	14130	40-49	6560
Percent	46.4%	35.3%	9.4%	4.9%	2.3%	0.9%	0.3%	0.2%	0.1%	0.0%			
ADT 14130													
AM Peak	11:00 AM	11:00 AM	9:00 AM	7:00 AM	6:00 AM	6:00 AM	6:00 AM	6:00 AM	7:00 AM	6:00 AM	11:00 AM		
Volume	563	447	95	44	27	12	6	7	3	3	1121		
PM Peak	2:00 PM	12:00 PM	6:00 PM	9:00 PM	9:00 PM	10:00 PM	9:00 PM	10:00 PM	2:00 PM	5:00 PM	12:00 PM		
Volume	702	431	101	42	27	14	6	2	1	1	1179		
<i>Comments:</i>													

LOCATION: 3. Francisco Dr to El Dorado Hills Blvd/Salmon Falls Rd SPECIFIC LOCATION: 0 ft from CITY/STATE: El Dorado Hills, CA											QC JOB #: 12004735 DIRECTION: EB/WB DATE: May 05 2014		
Start Time	1 39	40 45	46 48	49 51	52 54	55 57	58 60	61 63	64 66	67 9999	Total	Pace Speed	Number in Pace
12:00 AM	3	13	9	6	7	8	2	2	0	0	50	47-56	24
1:00 AM	3	7	7	2	2	4	6	0	0	0	31	41-50	14
2:00 AM	4	4	0	10	3	1	1	0	0	0	23	49-58	14
3:00 AM	2	8	2	11	4	0	0	2	0	0	29	45-54	18
4:00 AM	9	23	13	17	10	2	2	2	1	1	80	42-51	45
5:00 AM	33	108	61	45	31	7	3	1	1	1	291	40-49	183
6:00 AM	157	279	95	57	20	11	4	2	0	0	625	40-49	392
7:00 AM	428	576	116	42	14	8	2	1	0	0	1187	40-49	706
8:00 AM	459	513	98	36	13	1	1	0	0	0	1121	40-49	623
9:00 AM	341	346	94	43	8	7	1	0	0	0	840	40-49	454
10:00 AM	375	348	75	42	14	9	0	0	0	0	863	40-49	437
11:00 AM	453	388	79	41	14	2	0	2	0	0	979	40-49	480
12:00 PM	468	374	88	42	11	11	2	0	0	0	996	40-49	476
1:00 PM	531	333	69	40	12	3	2	0	0	0	990	40-49	415
2:00 PM	620	380	57	28	12	1	0	1	0	0	1099	39-48	452
3:00 PM	660	272	56	33	10	2	1	0	0	0	1034	39-48	344
4:00 PM	826	239	45	16	7	0	0	0	0	1	1134	36-45	323
5:00 PM	878	228	34	10	5	1	0	0	0	0	1156	36-45	318
6:00 PM	574	260	72	23	10	6	1	0	0	0	946	39-48	346
7:00 PM	438	248	76	28	8	5	2	1	0	0	806	39-48	335
8:00 PM	274	244	48	35	18	4	2	0	0	0	625	40-49	303
9:00 PM	173	154	42	22	8	5	0	0	0	0	404	40-49	203
10:00 PM	40	60	56	24	16	4	2	0	0	0	202	40-49	123
11:00 PM	11	29	28	17	8	10	4	1	0	0	108	42-51	64
Day Total	7760	5434	1320	670	265	112	38	15	2	3	15619	40-49	6977
Percent	49.7%	34.8%	8.5%	4.3%	1.7%	0.7%	0.2%	0.1%	0.0%	0.0%			
ADT 15619													
AM Peak Volume	8:00 AM	7:00 AM	7:00 AM	6:00 AM	5:00 AM	6:00 AM	1:00 AM	12:00 AM	4:00 AM	4:00 AM	7:00 AM		
	459	576	116	57	31	11	6	2	1	1	1187		
PM Peak Volume	5:00 PM	2:00 PM	12:00 PM	12:00 PM	8:00 PM	12:00 PM	11:00 PM	2:00 PM		4:00 PM	5:00 PM		
	878	380	88	42	18	11	4	1		1	1156		
<i>Comments:</i>													

LOCATION: 3. Francisco Dr to El Dorado Hills Blvd/Salmon Falls Rd SPECIFIC LOCATION: 0 ft from CITY/STATE: El Dorado Hills, CA											QC JOB #: 12004735 DIRECTION: EB/WB DATE: May 06 2014		
Start Time	1 39	40 45	46 48	49 51	52 54	55 57	58 60	61 63	64 66	67 9999	Total	Pace Speed	Number in Pace
12:00 AM	6	12	10	10	8	2	2	1	0	0	51	45-54	29
1:00 AM	1	5	2	4	3	4	1	2	0	0	22	49-58	11
2:00 AM	1	3	4	2	4	4	2	2	0	0	22	48-57	11
3:00 AM	5	5	3	5	4	2	2	2	1	0	29	47-56	12
4:00 AM	10	32	20	11	10	3	1	1	0	0	88	40-49	55
5:00 AM	49	121	53	28	13	6	4	0	0	0	274	40-49	183
6:00 AM	169	293	105	50	19	7	1	1	0	1	646	40-49	414
7:00 AM	547	542	105	30	19	5	2	0	0	1	1251	39-48	661
8:00 AM	526	431	83	34	9	6	0	1	0	1	1091	39-48	527
9:00 AM	290	383	105	37	17	5	1	0	0	0	838	40-49	500
10:00 AM	420	339	86	28	19	3	1	0	0	0	896	39-48	435
11:00 AM	449	307	78	33	9	7	0	0	0	0	883	39-48	396
12:00 PM	440	362	74	53	18	6	2	0	0	0	955	40-49	453
1:00 PM	488	355	81	37	12	5	1	0	0	0	979	40-49	448
2:00 PM	615	356	70	38	9	1	4	0	0	0	1093	39-48	441
3:00 PM	785	248	39	16	4	2	0	0	0	0	1094	36-45	328
4:00 PM	776	229	45	17	3	3	2	0	0	0	1075	36-45	308
5:00 PM	786	203	32	10	6	0	0	0	0	0	1037	36-45	283
6:00 PM	657	281	63	26	5	1	0	0	0	0	1033	39-48	360
7:00 PM	421	303	91	32	13	10	1	0	0	1	872	40-49	404
8:00 PM	312	283	71	48	16	3	0	0	0	1	734	40-49	369
9:00 PM	108	192	78	56	18	15	2	0	0	0	469	40-49	288
10:00 PM	31	86	40	44	40	9	8	2	2	0	262	42-51	141
11:00 PM	13	33	25	21	18	9	2	1	2	0	124	45-54	69
Day Total	7905	5404	1363	670	296	118	39	13	5	5	15818	40-49	6990
Percent	50.0%	34.2%	8.6%	4.2%	1.9%	0.7%	0.2%	0.1%	0.0%	0.0%			
ADT 15818													
AM Peak Volume	7:00 AM	7:00 AM	6:00 AM	6:00 AM	6:00 AM	6:00 AM	5:00 AM	1:00 AM	3:00 AM	6:00 AM	7:00 AM	1251	
PM Peak Volume	5:00 PM	12:00 PM	7:00 PM	9:00 PM	10:00 PM	9:00 PM	10:00 PM	10:00 PM	10:00 PM	7:00 PM	3:00 PM	1094	
Comments:													

LOCATION: 3. Francisco Dr to El Dorado Hills Blvd/Salmon Falls Rd SPECIFIC LOCATION: 0 ft from CITY/STATE: El Dorado Hills, CA											QC JOB #: 12004735 DIRECTION: EB/WB DATE: May 07 2014		
Start Time	1 39	40 45	46 48	49 51	52 54	55 57	58 60	61 63	64 66	67 9999	Total	Pace Speed	Number in Pace
12:00 AM	8	21	13	9	14	5	2	0	3	0	75	45-54	39
1:00 AM	5	10	5	10	4	2	1	3	0	1	41	43-52	21
2:00 AM	3	6	3	3	2	4	1	3	1	0	26	40-49	10
3:00 AM	1	4	1	7	16	3	3	0	0	0	35	49-58	27
4:00 AM	15	29	14	17	4	6	4	0	0	0	89	42-51	50
5:00 AM	46	82	48	34	21	8	3	2	1	0	245	40-49	141
6:00 AM	178	333	99	50	23	8	5	0	3	2	701	40-49	448
7:00 AM	534	534	105	43	14	5	0	0	1	1	1237	40-49	653
8:00 AM	533	490	72	37	9	1	1	0	0	0	1143	39-48	575
9:00 AM	348	399	102	30	15	6	1	1	0	1	903	40-49	511
10:00 AM	342	380	91	40	9	6	1	0	0	0	869	40-49	484
11:00 AM	454	344	85	39	8	4	1	0	0	0	935	40-49	442
12:00 PM	477	399	83	50	13	3	1	1	1	0	1028	40-49	498
1:00 PM	567	348	60	20	9	4	1	0	0	1	1010	39-48	422
2:00 PM	589	308	74	31	4	9	0	0	0	1	1016	39-48	397
3:00 PM	829	284	54	25	4	2	1	0	0	0	1199	36-45	369
4:00 PM	746	242	43	15	6	0	0	0	0	0	1052	36-45	318
5:00 PM	823	167	23	12	2	0	0	0	0	0	1027	36-45	251
6:00 PM	680	293	65	31	10	1	0	0	0	0	1080	39-48	375
7:00 PM	388	320	91	35	12	5	1	0	2	0	854	40-49	422
8:00 PM	312	250	83	32	15	2	2	0	0	0	696	40-49	343
9:00 PM	91	186	94	57	27	12	0	0	0	0	467	40-49	299
10:00 PM	26	68	45	34	23	13	6	2	3	3	223	42-51	124
11:00 PM	12	34	22	19	12	8	7	2	2	1	119	42-51	63
Day Total	8007	5531	1375	680	276	117	42	14	17	11	16070	40-49	7132
Percent	49.8%	34.4%	8.6%	4.2%	1.7%	0.7%	0.3%	0.1%	0.1%	0.1%			
ADT 16070													
AM Peak Volume	7:00 AM	7:00 AM	7:00 AM	6:00 AM	6:00 AM	5:00 AM	6:00 AM	1:00 AM	12:00 AM	6:00 AM	7:00 AM		
	534	534	105	50	23	8	5	3	3	2	1237		
PM Peak Volume	3:00 PM	12:00 PM	9:00 PM	9:00 PM	9:00 PM	10:00 PM	11:00 PM	10:00 PM	10:00 PM	10:00 PM	3:00 PM		
	829	399	94	57	27	13	7	2	3	3	1199		
<i>Comments:</i>													

LOCATION: 3. Francisco Dr to El Dorado Hills Blvd/Salmon Falls Rd SPECIFIC LOCATION: 0 ft from CITY/STATE: El Dorado Hills, CA											QC JOB #: 12004735 DIRECTION: EB/WB DATE: May 08 2014		
Start Time	1 39	40 45	46 48	49 51	52 54	55 57	58 60	61 63	64 66	67 9999	Total	Pace Speed	Number in Pace
12:00 AM	6	19	4	8	13	7	4	2	0	0	63	49-58	29
1:00 AM	2	2	10	8	7	6	3	0	1	0	39	46-55	27
2:00 AM	2	6	6	1	7	2	2	1	0	1	28	46-55	14
3:00 AM	1	14	7	2	5	1	3	0	0	0	33	40-49	21
4:00 AM	6	25	22	15	5	9	2	0	0	2	86	42-51	53
5:00 AM	47	106	43	44	32	10	1	2	0	0	285	40-49	163
6:00 AM	156	301	95	61	34	8	2	1	1	0	659	40-49	416
7:00 AM	535	579	98	32	21	3	4	0	0	0	1272	39-48	690
8:00 AM	440	508	111	33	12	3	1	0	2	0	1110	39-48	630
9:00 AM	352	399	84	47	10	3	0	0	0	1	896	40-49	498
10:00 AM	361	333	99	58	16	6	5	0	0	0	878	40-49	451
11:00 AM	428	345	81	45	6	6	2	0	0	0	913	40-49	441
12:00 PM	441	349	79	37	17	4	0	1	0	0	928	40-49	440
1:00 PM	444	360	79	31	16	3	0	1	0	0	934	39-48	450
2:00 PM	597	374	78	32	5	2	1	0	0	0	1089	39-48	467
3:00 PM	744	270	47	14	10	4	1	0	0	0	1090	36-45	346
4:00 PM	780	176	21	15	2	4	1	0	0	0	999	36-45	255
5:00 PM	848	198	36	17	1	2	0	1	0	0	1103	36-45	284
6:00 PM	662	306	49	17	5	3	0	0	0	0	1042	37-46	373
7:00 PM	375	324	80	30	16	3	1	0	0	1	830	40-49	413
8:00 PM	266	237	79	38	19	8	2	1	0	0	650	40-49	328
9:00 PM	113	167	97	44	37	10	7	1	0	1	477	40-49	278
10:00 PM	48	96	49	39	9	10	4	1	0	0	256	40-49	158
11:00 PM	16	48	17	17	14	6	1	0	1	0	120	40-49	70
Day Total	7670	5542	1371	685	319	123	47	12	5	6	15780	40-49	7141
Percent	48.6%	35.1%	8.7%	4.3%	2.0%	0.8%	0.3%	0.1%	0.0%	0.0%			
ADT 15780													
AM Peak	7:00 AM	7:00 AM	8:00 AM	6:00 AM	6:00 AM	5:00 AM	10:00 AM	12:00 AM	8:00 AM	4:00 AM	7:00 AM		
Volume	535	579	111	61	34	10	5	2	2	2	1272		
PM Peak	5:00 PM	2:00 PM	9:00 PM	9:00 PM	9:00 PM	9:00 PM	9:00 PM	12:00 PM	11:00 PM	7:00 PM	5:00 PM		
Volume	848	374	97	44	37	10	7	1	1	1	1103		
<i>Comments:</i>													

LOCATION: 3. Francisco Dr to El Dorado Hills Blvd/Salmon Falls Rd SPECIFIC LOCATION: 0 ft from CITY/STATE: El Dorado Hills, CA											QC JOB #: 12004735 DIRECTION: EB/WB DATE: May 09 2014			
Start Time	1 39	40 45	46 48	49 51	52 54	55 57	58 60	61 63	64 66	67 9999	Total	Pace Speed	Number in Pace	
12:00 AM	5	18	14	15	12	5	4	1	0	1	75	45-54	44	
1:00 AM	7	4	2	4	2	4	3	1	0	1	28	51-60	10	
2:00 AM	7	4	1	7	4	7	1	1	2	1	35	49-58	18	
3:00 AM	3	5	7	5	2	4	0	0	0	0	26	46-55	15	
4:00 AM	12	22	8	8	15	9	3	2	0	0	79	48-57	34	
5:00 AM	36	96	48	31	28	11	3	2	0	0	255	40-49	154	
6:00 AM	147	298	109	56	25	13	6	0	0	1	655	40-49	425	
7:00 AM	497	535	87	35	20	0	1	2	0	0	1177	39-48	634	
8:00 AM	449	501	81	33	7	4	2	0	0	0	1077	39-48	593	
9:00 AM	391	401	95	39	12	7	2	0	0	1	948	40-49	509	
10:00 AM	411	405	93	30	11	4	0	1	0	0	955	39-48	508	
11:00 AM	484	386	76	25	14	3	1	0	0	0	989	39-48	474	
12:00 PM	552	367	79	30	7	3	1	1	1	0	1041	39-48	460	
1:00 PM	629	365	66	39	10	1	3	0	0	0	1113	39-48	447	
2:00 PM	734	342	75	22	10	5	1	0	1	0	1190	39-48	435	
3:00 PM	877	205	34	18	2	0	0	0	0	1	1137	36-45	294	
4:00 PM	834	204	31	18	7	0	1	0	0	0	1095	36-45	289	
5:00 PM	805	170	28	7	4	1	1	0	0	0	1016	36-45	252	
6:00 PM	687	304	63	23	4	1	1	1	0	0	1084	39-48	384	
7:00 PM	391	298	92	44	13	9	1	1	1	0	850	40-49	404	
8:00 PM	406	282	73	29	13	3	2	0	0	0	808	39-48	365	
9:00 PM	224	251	85	61	25	5	2	4	0	0	657	40-49	356	
10:00 PM	110	180	69	52	25	8	1	0	0	0	445	40-49	266	
11:00 PM	49	98	43	34	33	6	1	2	2	0	268	40-49	152	
Day Total	8747	5741	1359	665	305	113	41	19	7	6	17003	39-48	7324	
Percent	51.4%	33.8%	8.0%	3.9%	1.8%	0.7%	0.2%	0.1%	0.0%	0.0%				
ADT 17003														
AM Peak	7:00 AM	7:00 AM	6:00 AM	6:00 AM	5:00 AM	6:00 AM	6:00 AM	4:00 AM	2:00 AM	12:00 AM	7:00 AM			
Volume	497	535	109	56	28	13	6	2	2	1	1177			
PM Peak	3:00 PM	12:00 PM	7:00 PM	9:00 PM	11:00 PM	7:00 PM	1:00 PM	9:00 PM	11:00 PM	3:00 PM	2:00 PM			
Volume	877	367	92	61	33	9	3	4	2	1	1190			
<i>Comments:</i>														

LOCATION: 3. Francisco Dr to El Dorado Hills Blvd/Salmon Falls Rd											QC JOB #: 12004735			
SPECIFIC LOCATION: 0 ft from											DIRECTION: EB/WB			
CITY/STATE: El Dorado Hills, CA											DATE: May 03 2014 - May 09 2014			
Start Time	1	40	46	49	52	55	58	61	64	67				
	39	45	48	51	54	57	60	63	66	9999				
Grand Total	55534	38096	9413	4648	2051	846	304	117	56	45		111110	40-49	49058
Percent	50.0%	34.3%	8.5%	4.2%	1.8%	0.8%	0.3%	0.1%	0.1%	0.0%				
Cumulative Percent	50.0%	84.3%	92.7%	96.9%	98.8%	99.5%	99.8%	99.9%	100.0%	100.0%				
ADT 15872											85th Percentile 45 MPH Mean Speed(Average) 33 MPH Median 39 MPH Mode 20 MPH			
<i>Comments:</i>														



LOCATION: 3. Francisco Dr to El Dorado Hills Blvd/Salmon Falls Rd SPECIFIC LOCATION: 0 ft from CITY/STATE: El Dorado Hills, CA							QC JOB #: 12004735 DIRECTION: EB DATE: May 03 2014 - May 04 2014			
Start Time	Mon	Tue	Wed	Thu	Fri	Average Weekday Hourly Traffic	Sat 03-May-14	Sun 04-May-14	Average Week Hourly Traffic	Average Week Profile
12:00 AM						0	88	136	112	
1:00 AM						0	54	65	60	
2:00 AM						0	30	39	35	
3:00 AM						0	14	15	15	
4:00 AM						0	13	20	17	
5:00 AM						0	18	29	24	
6:00 AM						0	68	68	68	
7:00 AM						0	193	102	148	
8:00 AM						0	326	181	254	
9:00 AM						0	410	306	358	
10:00 AM						0	474	363	419	
11:00 AM						0	551	439	495	
12:00 PM						0	614	520	567	
1:00 PM						0	677	555	616	
2:00 PM						0	634	613	624	
3:00 PM						0	640	607	624	
4:00 PM						0	655	638	647	
5:00 PM						0	635	538	587	
6:00 PM						0	563	447	505	
7:00 PM						0	428	406	417	
8:00 PM						0	389	342	366	
9:00 PM						0	336	235	286	
10:00 PM						0	258	139	199	
11:00 PM						0	169	55	112	
Day Total						0	8237	6858	7555	
% Weekday Average										
% Week Average						0.0%	109.0%	90.8%		
AM Peak						12:00 AM	11:00 AM	11:00 AM	11:00 AM	
Volume						0	551	439	495	
PM Peak						12:00 PM	1:00 PM	4:00 PM	4:00 PM	
Volume						0	677	638	647	
<i>Comments:</i>										

LOCATION: 3. Francisco Dr to El Dorado Hills Blvd/Salmon Falls Rd SPECIFIC LOCATION: 0 ft from CITY/STATE: El Dorado Hills, CA							QC JOB #: 12004735 DIRECTION: EB DATE: May 05 2014 - May 09 2014			
Start Time	Mon 05-May-14	Tue 06-May-14	Wed 07-May-14	Thu 08-May-14	Fri 09-May-14	Average Weekday Hourly Traffic	Sat	Sun	Average Week Hourly Traffic	Average Week Profile
12:00 AM	28	36	52	52	58	45			45	
1:00 AM	23	12	28	25	11	20			20	
2:00 AM	12	8	13	14	19	13			13	
3:00 AM	7	11	14	12	10	11			11	
4:00 AM	12	14	12	11	10	12			12	
5:00 AM	45	38	32	39	37	38			38	
6:00 AM	137	132	149	135	159	142			142	
7:00 AM	316	312	330	338	335	326			326	
8:00 AM	337	369	355	373	352	357			357	
9:00 AM	299	298	309	309	338	311			311	
10:00 AM	337	331	320	344	355	337			337	
11:00 AM	433	392	431	412	453	424			424	
12:00 PM	489	457	536	415	513	482			482	
1:00 PM	486	507	490	486	592	512			512	
2:00 PM	579	600	595	612	618	601			601	
3:00 PM	610	664	665	614	632	637			637	
4:00 PM	729	696	648	641	651	673			673	
5:00 PM	704	638	680	702	617	668			668	
6:00 PM	629	620	692	647	640	646			646	
7:00 PM	540	547	528	557	494	533			533	
8:00 PM	448	487	494	456	513	480			480	
9:00 PM	285	337	317	345	438	344			344	
10:00 PM	140	193	167	196	300	199			199	
11:00 PM	79	79	91	79	194	104			104	
Day Total	7704	7778	7948	7814	8339	7915			7915	
% Weekday Average		98.3%	100.4%	98.7%	105.4%					
% Week Average	102.0%	98.3%	100.4%	98.7%	105.4%	100.0%				
AM Peak	11:00 AM	11:00 AM	11:00 AM	11:00 AM	11:00 AM	11:00 AM			11:00 AM	
Volume	433	392	431	412	453	424			424	
PM Peak	4:00 PM	4:00 PM	6:00 PM	5:00 PM	4:00 PM	4:00 PM			4:00 PM	
Volume	729	696	692	702	651	673			673	
<i>Comments:</i>										

LOCATION: 3. Francisco Dr to El Dorado Hills Blvd/Salmon Falls Rd
SPECIFIC LOCATION: 0 ft from
CITY/STATE: El Dorado Hills, CA

QC JOB #: 12004735
DIRECTION: EB
DATE: Apr 28 2014 - May 02 2014

Start Time	Mon 28-Apr-14	Tue 29-Apr-14	Wed 30-Apr-14	Thu 01-May-14	Fri 02-May-14	Average Weekday Hourly Traffic		Average Weekday Profile
12:00 AM	28	36	52	52	58	45		
1:00 AM	23	12	28	25	11	20		
2:00 AM	12	8	13	14	19	13		
3:00 AM	7	11	14	12	10	11		
4:00 AM	12	14	12	11	10	12		
5:00 AM	45	38	32	39	37	38		
6:00 AM	137	132	149	135	159	142		
7:00 AM	316	312	330	338	335	326		
8:00 AM	337	369	355	373	352	357		
9:00 AM	299	298	309	309	338	311		
10:00 AM	337	331	320	344	355	337		
11:00 AM	433	392	431	412	453	424		
12:00 PM	489	457	536	415	513	482		
1:00 PM	486	507	490	486	592	512		
2:00 PM	579	600	595	612	618	601		
3:00 PM	610	664	665	614	632	637		
4:00 PM	729	696	648	641	651	673		
5:00 PM	704	638	680	702	617	668		
6:00 PM	629	620	692	647	640	646		
7:00 PM	540	547	528	557	494	533		
8:00 PM	448	487	494	456	513	480		
9:00 PM	285	337	317	345	438	344		
10:00 PM	140	193	167	196	300	199		
11:00 PM	79	79	91	79	194	104		
Day Total	7704	7778	7948	7814	8339	7915		
% Weekday Average	97.3%	98.3%	100.4%	98.7%	105.4%			
% Week Average								
AM Peak Volume	11:00 AM 433	11:00 AM 392	11:00 AM 431	11:00 AM 412	11:00 AM 453	11:00 AM 424		
PM Peak Volume	4:00 PM 729	4:00 PM 696	6:00 PM 692	5:00 PM 702	4:00 PM 651	4:00 PM 673		

Comments:

SUMMARY - Tube Count - Volume Data (Weekend)

LOCATION: 3. Francisco Dr to El Dorado Hills Blvd/Salmon Falls Rd SPECIFIC LOCATION: 0 ft from CITY/STATE: El Dorado Hills, CA				QC JOB #: 12004735 DIRECTION: EB DATE: May 03 2014 - May 04 2014		
Start Time			Sat 03-May-14	Sun 04-May-14	Average Weekend Hourly Traffic	Average Weekend Profile
12:00 AM			88	136	112	
1:00 AM			54	65	60	
2:00 AM			30	39	35	
3:00 AM			14	15	15	
4:00 AM			13	20	17	
5:00 AM			18	29	24	
6:00 AM			68	68	68	
7:00 AM			193	102	148	
8:00 AM			326	181	254	
9:00 AM			410	306	358	
10:00 AM			474	363	419	
11:00 AM			551	439	495	
12:00 PM			614	520	567	
1:00 PM			677	555	616	
2:00 PM			634	613	624	
3:00 PM			640	607	624	
4:00 PM			655	638	647	
5:00 PM			635	538	587	
6:00 PM			563	447	505	
7:00 PM			428	406	417	
8:00 PM			389	342	366	
9:00 PM			336	235	286	
10:00 PM			258	139	199	
11:00 PM			169	55	112	
Day Total			8237	6858	7555	
% Weekday Average						
% Week Average			109.0%	90.8%		
AM Peak Volume			11:00 AM 551	11:00 AM 439	11:00 AM 495	
PM Peak Volume			1:00 PM 677	4:00 PM 638	4:00 PM 647	
<i>Comments:</i>						

LOCATION: 3. Francisco Dr to El Dorado Hills Blvd/Salmon Falls Rd SPECIFIC LOCATION: 0 ft from CITY/STATE: El Dorado Hills, CA										QC JOB #: 12004735 DIRECTION: EB DATE: Apr 28 2014 - May 04 2014
Start Time	Mon 28-Apr-14	Tue 29-Apr-14	Wed 30-Apr-14	Thu 01-May-14	Fri 02-May-14	Average Weekday Hourly Traffic	Sat 03-May-14	Sun 04-May-14	Average Week Hourly Traffic	Average Week Profile
12:00 AM	28	36	52	52	58	45	88	136	64	
1:00 AM	23	12	28	25	11	20	54	65	31	
2:00 AM	12	8	13	14	19	13	30	39	19	
3:00 AM	7	11	14	12	10	11	14	15	12	
4:00 AM	12	14	12	11	10	12	13	20	13	
5:00 AM	45	38	32	39	37	38	18	29	34	
6:00 AM	137	132	149	135	159	142	68	68	121	
7:00 AM	316	312	330	338	335	326	193	102	275	
8:00 AM	337	369	355	373	352	357	326	181	328	
9:00 AM	299	298	309	309	338	311	410	306	324	
10:00 AM	337	331	320	344	355	337	474	363	361	
11:00 AM	433	392	431	412	453	424	551	439	444	
12:00 PM	489	457	536	415	513	482	614	520	506	
1:00 PM	486	507	490	486	592	512	677	555	542	
2:00 PM	579	600	595	612	618	601	634	613	607	
3:00 PM	610	664	665	614	632	637	640	607	633	
4:00 PM	729	696	648	641	651	673	655	638	665	
5:00 PM	704	638	680	702	617	668	635	538	645	
6:00 PM	629	620	692	647	640	646	563	447	605	
7:00 PM	540	547	528	557	494	533	428	406	500	
8:00 PM	448	487	494	456	513	480	389	342	447	
9:00 PM	285	337	317	345	438	344	336	235	328	
10:00 PM	140	193	167	196	300	199	258	139	199	
11:00 PM	79	79	91	79	194	104	169	55	107	
Day Total	7704	7778	7948	7814	8339	7915	8237	6858	7810	
% Weekday Average	97.3%	98.3%	100.4%	98.7%	105.4%					
% Week Average	98.6%	99.6%	101.8%	100.1%	106.8%	101.3%	105.5%	87.8%		
AM Peak Volume	11:00 AM 433	11:00 AM 392	11:00 AM 431	11:00 AM 412	11:00 AM 453	11:00 AM 424	11:00 AM 551	11:00 AM 439	11:00 AM 444	
PM Peak Volume	4:00 PM 729	4:00 PM 696	6:00 PM 692	5:00 PM 702	4:00 PM 651	4:00 PM 673	1:00 PM 677	4:00 PM 638	4:00 PM 665	
<i>Comments:</i>										

LOCATION: 3. Francisco Dr to El Dorado Hills Blvd/Salmon Falls Rd SPECIFIC LOCATION: 0 ft from CITY/STATE: El Dorado Hills, CA														QC JOB #: 12004735 DIRECTION: EB DATE: May 03 2014	
Start Time	Motor-cycles	Cars & Trailer	2 Axle Long	Buses	2 Axle 6 Tire	3 Axle Single	4 Axle Single	<5 Axle Double	5 Axle Double	>6 Axle Double	<6 Axle Multi	6 Axle Multi	>6 Axle Multi	Not Classified	Total
12:00 AM	1	63	17	1	5	0	0	0	0	0	0	0	0	1	88
1:00 AM	1	40	10	0	3	0	0	0	0	0	0	0	0	0	54
2:00 AM	0	20	8	0	2	0	0	0	0	0	0	0	0	0	30
3:00 AM	0	11	3	0	0	0	0	0	0	0	0	0	0	0	14
4:00 AM	0	9	2	1	0	0	0	0	0	0	0	0	0	1	13
5:00 AM	0	13	4	0	1	0	0	0	0	0	0	0	0	0	18
6:00 AM	0	29	22	0	11	0	0	2	1	0	0	0	0	3	68
7:00 AM	1	100	55	0	23	0	0	2	0	0	0	0	0	12	193
8:00 AM	9	172	89	0	29	0	0	2	0	0	0	0	0	25	326
9:00 AM	8	196	114	1	42	0	0	9	0	0	0	0	0	40	410
10:00 AM	13	244	128	0	44	0	0	7	0	1	0	0	0	37	474
11:00 AM	14	286	131	1	37	0	0	11	0	0	1	0	0	70	551
12:00 PM	10	343	131	1	45	4	0	11	0	2	0	0	0	67	614
1:00 PM	20	383	140	0	38	0	0	9	0	1	2	0	0	84	677
2:00 PM	12	369	143	1	38	0	0	5	0	2	0	0	0	64	634
3:00 PM	11	373	130	0	47	1	0	9	1	1	0	0	0	67	640
4:00 PM	8	375	144	3	40	4	0	8	1	0	0	0	0	72	655
5:00 PM	10	362	151	2	44	1	0	8	0	0	0	0	0	57	635
6:00 PM	8	346	126	0	32	3	0	6	0	0	0	0	0	42	563
7:00 PM	8	268	95	0	26	0	0	6	0	0	0	0	0	25	428
8:00 PM	2	232	110	3	26	0	0	3	0	0	0	0	0	13	389
9:00 PM	3	204	85	4	25	0	0	3	0	0	0	0	0	12	336
10:00 PM	1	167	68	0	20	0	0	0	0	0	0	0	0	2	258
11:00 PM	0	116	37	1	11	0	0	0	1	0	0	0	0	3	169
Day Total	140	4721	1943	19	589	13	0	101	4	7	3	0	0	697	8237
Percent	1.7%	57.3%	23.6%	0.2%	7.2%	0.2%	0.0%	1.2%	0.0%	0.1%	0.0%	0.0%	0.0%	8.5%	
ADT 8237															
AM Peak	11:00 AM	11:00 AM	11:00 AM	12:00 AM	10:00 AM			11:00 AM	6:00 AM	10:00 AM	11:00 AM			11:00 AM	11:00 AM
Volume	14	286	131	1	44			11	1	1	1			70	551
PM Peak	1:00 PM	1:00 PM	5:00 PM	9:00 PM	3:00 PM	12:00 PM		12:00 PM	3:00 PM	12:00 PM	1:00 PM			1:00 PM	1:00 PM
Volume	20	383	151	4	47	4		11	1	2	2			84	677
<i>Comments:</i>															

LOCATION: 3. Francisco Dr to El Dorado Hills Blvd/Salmon Falls Rd SPECIFIC LOCATION: 0 ft from CITY/STATE: El Dorado Hills, CA														QC JOB #: 12004735 DIRECTION: EB DATE: May 04 2014	
Start Time	Motor-cycles	Cars & Trailer	2 Axle Long	Buses	2 Axle 6 Tire	3 Axle Single	4 Axle Single	<5 Axle Double	5 Axle Double	>6 Axle Double	<6 Axle Multi	6 Axle Multi	>6 Axle Multi	Not Classified	Total
12:00 AM	0	96	32	1	6	0	0	0	0	0	0	0	0	1	136
1:00 AM	0	47	11	1	6	0	0	0	0	0	0	0	0	0	65
2:00 AM	0	29	7	1	1	0	0	0	0	0	0	0	0	1	39
3:00 AM	0	10	4	0	1	0	0	0	0	0	0	0	0	0	15
4:00 AM	0	15	3	0	2	0	0	0	0	0	0	0	0	0	20
5:00 AM	0	21	6	0	2	0	0	0	0	0	0	0	0	0	29
6:00 AM	0	43	16	0	9	0	0	0	0	0	0	0	0	0	68
7:00 AM	2	57	30	0	12	0	0	0	0	0	0	0	0	1	102
8:00 AM	4	107	41	0	18	0	0	2	1	0	0	0	0	8	181
9:00 AM	6	170	84	0	23	0	0	1	2	0	0	0	0	20	306
10:00 AM	12	217	89	0	25	0	0	5	0	0	0	0	0	15	363
11:00 AM	9	238	106	0	38	1	0	6	0	0	0	0	0	41	439
12:00 PM	18	298	123	0	39	1	0	7	0	0	0	0	0	34	520
1:00 PM	12	325	136	0	25	1	0	1	0	0	0	0	0	55	555
2:00 PM	9	348	143	2	45	0	0	4	0	0	0	0	0	62	613
3:00 PM	13	345	139	0	48	2	0	10	0	3	2	0	0	45	607
4:00 PM	11	359	138	0	66	0	0	10	0	2	1	0	0	51	638
5:00 PM	6	336	121	0	29	0	0	12	0	0	0	0	0	34	538
6:00 PM	5	267	113	0	32	1	0	5	0	0	1	0	0	23	447
7:00 PM	3	258	94	0	39	0	0	3	0	1	0	0	0	8	406
8:00 PM	0	205	94	0	28	0	0	2	0	0	0	0	0	13	342
9:00 PM	0	152	58	0	23	0	0	1	0	0	0	0	0	1	235
10:00 PM	0	97	27	1	11	0	0	0	0	0	0	0	0	3	139
11:00 PM	0	41	10	0	4	0	0	0	0	0	0	0	0	0	55
Day Total	110	4081	1625	6	532	6	0	69	3	6	4	0	0	416	6858
Percent	1.6%	59.5%	23.7%	0.1%	7.8%	0.1%	0.0%	1.0%	0.0%	0.1%	0.1%	0.0%	0.0%	6.1%	
ADT 6858															
AM Peak	10:00 AM	11:00 AM	11:00 AM	12:00 AM	11:00 AM	11:00 AM		11:00 AM	9:00 AM					11:00 AM	11:00 AM
Volume	12	238	106	1	38	1		6	2					41	439
PM Peak	12:00 PM	4:00 PM	2:00 PM	2:00 PM	4:00 PM	3:00 PM		5:00 PM		3:00 PM	3:00 PM			2:00 PM	4:00 PM
Volume	18	359	143	2	66	2		12		3	2			62	638
<i>Comments:</i>															

LOCATION: 3. Francisco Dr to El Dorado Hills Blvd/Salmon Falls Rd SPECIFIC LOCATION: 0 ft from CITY/STATE: El Dorado Hills, CA														QC JOB #: 12004735 DIRECTION: EB DATE: May 05 2014	
Start Time	Motor-cycles	Cars & Trailer	2 Axle Long	Buses	2 Axle 6 Tire	3 Axle Single	4 Axle Single	<5 Axle Double	5 Axle Double	>6 Axle Double	<6 Axle Multi	6 Axle Multi	>6 Axle Multi	Not Classified	Total
12:00 AM	0	21	4	0	3	0	0	0	0	0	0	0	0	0	28
1:00 AM	0	15	7	0	1	0	0	0	0	0	0	0	0	0	23
2:00 AM	0	6	5	0	0	0	0	1	0	0	0	0	0	0	12
3:00 AM	0	2	3	0	1	0	0	0	0	0	0	0	0	1	7
4:00 AM	0	6	5	0	1	0	0	0	0	0	0	0	0	0	12
5:00 AM	0	30	14	0	1	0	0	0	0	0	0	0	0	0	45
6:00 AM	0	78	24	0	27	0	0	0	1	0	0	0	0	7	137
7:00 AM	0	169	85	2	30	0	0	3	0	0	0	0	0	27	316
8:00 AM	1	160	99	2	31	1	0	11	0	0	0	0	0	32	337
9:00 AM	5	159	79	2	31	1	0	7	0	0	0	0	0	15	299
10:00 AM	2	187	98	1	27	0	0	3	0	0	0	0	0	19	337
11:00 AM	3	229	118	2	50	0	0	1	0	0	0	0	0	30	433
12:00 PM	2	289	133	1	37	0	0	4	0	0	0	0	0	23	489
1:00 PM	2	266	134	0	49	0	0	5	0	0	2	0	0	28	486
2:00 PM	2	331	127	5	59	0	0	7	0	0	0	0	0	48	579
3:00 PM	1	365	135	0	34	1	0	9	1	0	1	0	0	63	610
4:00 PM	7	389	170	2	55	4	0	14	0	2	0	0	0	86	729
5:00 PM	8	391	135	0	44	4	0	9	2	0	0	0	0	111	704
6:00 PM	3	382	122	1	55	1	0	11	0	1	1	1	0	51	629
7:00 PM	2	362	120	1	32	0	0	5	0	0	0	0	0	18	540
8:00 PM	3	298	110	0	29	0	0	2	1	0	0	0	0	5	448
9:00 PM	2	196	66	0	18	0	0	1	1	0	0	0	0	1	285
10:00 PM	0	102	27	0	10	0	0	1	0	0	0	0	0	0	140
11:00 PM	0	57	17	0	5	0	0	0	0	0	0	0	0	0	79
Day Total	43	4490	1837	19	630	12	0	94	6	3	4	1	0	565	7704
Percent	0.6%	58.3%	23.8%	0.2%	8.2%	0.2%	0.0%	1.2%	0.1%	0.0%	0.1%	0.0%	0.0%	7.3%	
ADT 7704															
AM Peak	9:00 AM	11:00 AM	11:00 AM	7:00 AM	11:00 AM	8:00 AM		8:00 AM	6:00 AM					8:00 AM	11:00 AM
Volume	5	229	118	2	50	1		11	1					32	433
PM Peak	5:00 PM	5:00 PM	4:00 PM	2:00 PM	2:00 PM	4:00 PM		4:00 PM	5:00 PM	4:00 PM	1:00 PM	6:00 PM		5:00 PM	4:00 PM
Volume	8	391	170	5	59	4		14	2	2	2	1		111	729
<i>Comments:</i>															

LOCATION: 3. Francisco Dr to El Dorado Hills Blvd/Salmon Falls Rd SPECIFIC LOCATION: 0 ft from CITY/STATE: El Dorado Hills, CA														QC JOB #: 12004735 DIRECTION: EB DATE: May 06 2014	
Start Time	Motor-cycles	Cars & Trailer	2 Axle Long	Buses	2 Axle 6 Tire	3 Axle Single	4 Axle Single	<5 Axle Double	5 Axle Double	>6 Axle Double	<6 Axle Multi	6 Axle Multi	>6 Axle Multi	Not Classified	Total
12:00 AM	0	24	10	0	2	0	0	0	0	0	0	0	0	0	36
1:00 AM	0	8	3	0	1	0	0	0	0	0	0	0	0	0	12
2:00 AM	0	5	2	0	1	0	0	0	0	0	0	0	0	0	8
3:00 AM	0	6	3	0	0	0	0	1	0	0	0	0	0	1	11
4:00 AM	0	5	6	0	3	0	0	0	0	0	0	0	0	0	14
5:00 AM	0	27	6	0	3	0	0	0	1	0	0	0	0	1	38
6:00 AM	0	66	40	0	20	0	0	0	1	0	0	0	0	5	132
7:00 AM	1	162	81	4	28	1	0	2	1	0	0	0	0	32	312
8:00 AM	0	187	98	2	46	0	0	3	0	0	0	0	0	33	369
9:00 AM	4	162	79	0	32	0	0	3	0	0	0	0	0	18	298
10:00 AM	4	173	85	3	40	0	0	6	0	0	0	0	0	20	331
11:00 AM	2	220	96	1	45	1	0	3	1	0	0	0	0	23	392
12:00 PM	0	247	141	4	37	0	0	8	1	1	0	0	0	18	457
1:00 PM	3	298	131	1	37	0	0	6	0	0	0	0	0	31	507
2:00 PM	4	349	148	0	46	1	0	8	0	0	0	0	0	44	600
3:00 PM	6	381	139	1	44	1	0	13	0	0	0	0	0	79	664
4:00 PM	4	378	139	1	60	2	0	15	0	1	1	0	1	94	696
5:00 PM	13	376	99	1	43	3	0	8	0	2	0	0	0	93	638
6:00 PM	4	403	120	0	43	0	0	12	0	1	0	0	0	37	620
7:00 PM	2	349	128	1	35	0	0	7	0	0	0	0	0	25	547
8:00 PM	1	309	129	0	34	0	0	3	0	0	0	0	0	11	487
9:00 PM	2	235	74	0	21	0	0	0	0	0	0	0	0	5	337
10:00 PM	2	125	37	0	25	0	0	1	0	0	0	0	0	3	193
11:00 PM	0	61	10	0	7	0	0	1	0	0	0	0	0	0	79
Day Total	52	4556	1804	19	653	9	0	100	5	5	1	0	1	573	7778
Percent	0.7%	58.6%	23.2%	0.2%	8.4%	0.1%	0.0%	1.3%	0.1%	0.1%	0.0%	0.0%	0.0%	7.4%	
ADT 7778															
AM Peak	9:00 AM	11:00 AM	8:00 AM	7:00 AM	8:00 AM	7:00 AM		10:00 AM	5:00 AM					8:00 AM	11:00 AM
Volume	4	220	98	4	46	1		6	1					33	392
PM Peak	5:00 PM	6:00 PM	2:00 PM	12:00 PM	4:00 PM	5:00 PM		4:00 PM	12:00 PM	5:00 PM	4:00 PM		4:00 PM	4:00 PM	4:00 PM
Volume	13	403	148	4	60	3		15	1	2	1		1	94	696
<i>Comments:</i>															

LOCATION: 3. Francisco Dr to El Dorado Hills Blvd/Salmon Falls Rd SPECIFIC LOCATION: 0 ft from CITY/STATE: El Dorado Hills, CA														QC JOB #: 12004735 DIRECTION: EB DATE: May 07 2014	
Start Time	Motor-cycles	Cars & Trailer	2 Axle Long	Buses	2 Axle 6 Tire	3 Axle Single	4 Axle Single	<5 Axle Double	5 Axle Double	>6 Axle Double	<6 Axle Multi	6 Axle Multi	>6 Axle Multi	Not Classified	Total
12:00 AM	0	41	10	0	1	0	0	0	0	0	0	0	0	0	52
1:00 AM	1	17	5	0	4	0	0	1	0	0	0	0	0	0	28
2:00 AM	0	10	2	0	1	0	0	0	0	0	0	0	0	0	13
3:00 AM	0	9	3	0	1	0	0	0	0	0	0	0	0	1	14
4:00 AM	0	7	4	0	1	0	0	0	0	0	0	0	0	0	12
5:00 AM	1	17	6	0	4	0	0	0	0	0	0	0	0	4	32
6:00 AM	0	77	33	0	26	0	0	2	0	0	1	0	0	10	149
7:00 AM	1	163	82	4	40	1	0	6	0	0	0	0	0	33	330
8:00 AM	1	186	89	1	36	3	0	7	0	0	0	0	0	32	355
9:00 AM	2	131	112	2	39	2	2	1	0	0	0	0	0	18	309
10:00 AM	3	168	93	0	34	0	0	4	0	0	0	0	0	18	320
11:00 AM	4	243	113	2	35	0	0	10	0	0	0	0	0	24	431
12:00 PM	4	306	136	0	49	0	0	11	0	0	0	0	1	29	536
1:00 PM	5	294	115	1	37	1	0	4	0	0	0	0	0	33	490
2:00 PM	3	365	134	1	33	2	0	11	0	0	0	0	0	46	595
3:00 PM	8	370	143	1	45	0	0	11	0	0	2	0	0	85	665
4:00 PM	10	377	137	0	42	0	1	19	0	0	0	0	0	62	648
5:00 PM	9	392	112	0	50	2	0	12	0	0	0	0	0	103	680
6:00 PM	6	415	160	0	47	0	0	9	0	0	1	0	1	53	692
7:00 PM	5	329	124	0	46	0	0	5	0	0	1	0	0	18	528
8:00 PM	2	310	128	0	33	0	0	7	0	0	0	0	0	14	494
9:00 PM	2	215	60	0	30	0	0	2	1	0	0	0	0	7	317
10:00 PM	0	114	39	0	13	0	0	0	0	0	0	0	0	1	167
11:00 PM	0	67	17	0	6	0	0	1	0	0	0	0	0	0	91
Day Total	67	4623	1857	12	653	11	3	123	1	0	5	0	2	591	7948
Percent	0.8%	58.2%	23.4%	0.2%	8.2%	0.1%	0.0%	1.5%	0.0%	0.0%	0.1%	0.0%	0.0%	7.4%	
ADT 7948															
AM Peak Volume	11:00 AM	11:00 AM	11:00 AM	7:00 AM	7:00 AM	8:00 AM	9:00 AM	11:00 AM			6:00 AM			7:00 AM	11:00 AM
	4	243	113	4	40	3	2	10			1			33	431
PM Peak Volume	4:00 PM	6:00 PM	6:00 PM	1:00 PM	5:00 PM	2:00 PM	4:00 PM	4:00 PM	9:00 PM		3:00 PM		12:00 PM	5:00 PM	6:00 PM
	10	415	160	1	50	2	1	19	1		2		1	103	692
<i>Comments:</i>															

LOCATION: 3. Francisco Dr to El Dorado Hills Blvd/Salmon Falls Rd SPECIFIC LOCATION: 0 ft from CITY/STATE: El Dorado Hills, CA														QC JOB #: 12004735 DIRECTION: EB DATE: May 08 2014	
Start Time	Motor-cycles	Cars & Trailer	2 Axle Long	Buses	2 Axle 6 Tire	3 Axle Single	4 Axle Single	<5 Axle Double	5 Axle Double	>6 Axle Double	<6 Axle Multi	6 Axle Multi	>6 Axle Multi	Not Classified	Total
12:00 AM	0	37	12	0	3	0	0	0	0	0	0	0	0	0	52
1:00 AM	0	17	5	0	3	0	0	0	0	0	0	0	0	0	25
2:00 AM	0	9	4	0	0	0	0	0	1	0	0	0	0	0	14
3:00 AM	0	8	2	0	2	0	0	0	0	0	0	0	0	0	12
4:00 AM	0	5	5	1	0	0	0	0	0	0	0	0	0	0	11
5:00 AM	0	25	9	0	5	0	0	0	0	0	0	0	0	0	39
6:00 AM	0	69	31	0	26	0	0	2	0	0	0	0	0	7	135
7:00 AM	0	190	81	2	27	0	0	4	0	0	0	0	0	34	338
8:00 AM	3	191	100	1	41	0	0	7	0	1	0	0	1	28	373
9:00 AM	1	148	93	2	38	0	0	6	0	0	0	0	0	21	309
10:00 AM	5	203	87	2	32	0	0	4	0	0	1	0	0	10	344
11:00 AM	4	243	102	1	37	0	0	6	0	0	0	0	0	19	412
12:00 PM	0	227	120	0	34	0	0	6	1	0	0	0	0	27	415
1:00 PM	4	280	124	0	39	1	0	9	1	0	0	0	0	28	486
2:00 PM	2	356	148	1	40	0	0	7	0	0	0	0	0	58	612
3:00 PM	6	339	136	3	44	2	1	10	0	0	1	0	0	72	614
4:00 PM	9	341	108	0	56	2	0	17	0	1	1	0	0	106	641
5:00 PM	11	399	119	1	49	1	1	22	0	0	1	1	0	97	702
6:00 PM	2	410	134	0	42	1	0	14	0	0	1	0	0	43	647
7:00 PM	0	361	130	0	43	1	0	4	1	1	0	0	0	16	557
8:00 PM	1	315	94	0	32	0	0	6	0	0	0	0	0	8	456
9:00 PM	0	241	72	0	25	0	0	2	0	0	0	0	0	5	345
10:00 PM	1	139	41	0	14	0	0	0	0	0	0	0	0	1	196
11:00 PM	0	65	7	0	6	0	0	0	0	0	0	0	0	1	79
Day Total	49	4618	1764	14	638	8	2	126	4	3	5	1	1	581	7814
Percent	0.6%	59.1%	22.6%	0.2%	8.2%	0.1%	0.0%	1.6%	0.1%	0.0%	0.1%	0.0%	0.0%	7.4%	
ADT 7814															
AM Peak Volume	10:00 AM	11:00 AM	11:00 AM	7:00 AM	8:00 AM			8:00 AM	2:00 AM	8:00 AM	10:00 AM		8:00 AM	7:00 AM	11:00 AM
	5	243	102	2	41			7	1	1	1		1	34	412
PM Peak Volume	5:00 PM	6:00 PM	2:00 PM	3:00 PM	4:00 PM	3:00 PM	3:00 PM	5:00 PM	12:00 PM	4:00 PM	3:00 PM	5:00 PM		4:00 PM	5:00 PM
	11	410	148	3	56	2	1	22	1	1	1	1		106	702
<i>Comments:</i>															

LOCATION: 3. Francisco Dr to El Dorado Hills Blvd/Salmon Falls Rd SPECIFIC LOCATION: 0 ft from CITY/STATE: El Dorado Hills, CA														QC JOB #: 12004735 DIRECTION: EB DATE: May 09 2014	
Start Time	Motor-cycles	Cars & Trailer	2 Axle Long	Buses	2 Axle 6 Tire	3 Axle Single	4 Axle Single	<5 Axle Double	5 Axle Double	>6 Axle Double	<6 Axle Multi	6 Axle Multi	>6 Axle Multi	Not Classified	Total
12:00 AM	0	34	18	0	6	0	0	0	0	0	0	0	0	0	58
1:00 AM	0	6	1	0	4	0	0	0	0	0	0	0	0	0	11
2:00 AM	0	10	4	0	3	0	0	0	2	0	0	0	0	0	19
3:00 AM	0	5	3	0	1	0	0	0	0	0	0	0	0	1	10
4:00 AM	0	6	4	0	0	0	0	0	0	0	0	0	0	0	10
5:00 AM	0	23	9	0	2	0	0	1	1	0	0	0	0	1	37
6:00 AM	0	84	43	0	24	1	0	2	0	0	0	0	0	5	159
7:00 AM	2	183	79	3	31	1	0	7	0	0	0	0	0	29	335
8:00 AM	2	212	81	2	38	0	0	5	1	0	0	0	0	11	352
9:00 AM	2	166	93	1	46	0	0	9	0	0	0	0	0	21	338
10:00 AM	0	189	82	5	38	0	0	7	1	0	1	0	0	32	355
11:00 AM	4	236	111	1	48	0	0	9	0	0	0	0	0	44	453
12:00 PM	5	289	137	1	41	0	0	7	0	0	0	0	0	33	513
1:00 PM	13	343	125	1	47	2	0	10	0	0	1	0	0	50	592
2:00 PM	3	362	155	1	47	0	0	5	0	0	0	0	0	45	618
3:00 PM	8	326	124	1	44	3	0	9	0	1	0	0	0	116	632
4:00 PM	3	363	126	1	51	2	0	5	0	0	1	0	2	97	651
5:00 PM	8	344	106	1	33	1	0	12	0	1	1	0	0	110	617
6:00 PM	4	409	115	0	34	2	0	15	0	0	0	0	0	61	640
7:00 PM	1	309	113	0	40	0	0	5	0	0	1	0	0	25	494
8:00 PM	6	318	135	0	39	0	0	3	0	0	0	0	0	12	513
9:00 PM	2	296	103	0	25	0	0	1	0	0	0	0	0	11	438
10:00 PM	0	207	61	0	28	0	0	0	0	0	0	0	0	4	300
11:00 PM	0	138	41	0	12	0	0	0	0	0	0	0	0	3	194
Day Total	63	4858	1869	18	682	12	0	112	5	2	5	0	2	711	8339
Percent	0.8%	58.3%	22.4%	0.2%	8.2%	0.1%	0.0%	1.3%	0.1%	0.0%	0.1%	0.0%	0.0%	8.5%	
ADT 8339															
AM Peak	11:00 AM	11:00 AM	11:00 AM	10:00 AM	11:00 AM	6:00 AM		9:00 AM	2:00 AM		10:00 AM			11:00 AM	11:00 AM
Volume	4	236	111	5	48	1		9	2		1			44	453
PM Peak	1:00 PM	6:00 PM	2:00 PM	12:00 PM	4:00 PM	3:00 PM		6:00 PM		3:00 PM	1:00 PM		4:00 PM	3:00 PM	4:00 PM
Volume	13	409	155	1	51	3		15		1	1		2	116	651
<i>Comments:</i>															

LOCATION: 3. Francisco Dr to El Dorado Hills Blvd/Salmon Falls Rd													QC JOB #: 12004735		
SPECIFIC LOCATION: 0 ft from													DIRECTION: EB		
CITY/STATE: El Dorado Hills, CA													DATE: May 03 2014 - May 09 2014		
Start Time	Motor-cycles	Cars & Trailer	2 Axle Long	Buses	2 Axle 6 Tire	3 Axle Single	4 Axle Single	<5 Axle Double	5 Axle Double	>6 Axle Double	<6 Axle Multi	6 Axle Multi	>6 Axle Multi	Not Classified	Total
Grand Total	524	31947	12699	107	4377	71	5	725	28	26	27	2	6	4134	54678
Percent	1.0%	58.4%	23.2%	0.2%	8.0%	0.1%	0.0%	1.3%	0.1%	0.0%	0.0%	0.0%	0.0%	7.6%	
ADT 7811															
<i>Comments:</i>															

Report generated on 5/30/2014 3:56 PM

SOURCE: Quality Counts, LLC (<http://www.qualitycounts.net>)



LOCATION: 3. Francisco Dr to El Dorado Hills Blvd/Salmon Falls Rd SPECIFIC LOCATION: 0 ft from CITY/STATE: El Dorado Hills, CA											QC JOB #: 12004735 DIRECTION: EB DATE: May 03 2014		
Start Time	1 39	40 45	46 48	49 51	52 54	55 57	58 60	61 63	64 66	67 9999	Total	Pace Speed	Number in Pace
12:00 AM	12	23	18	14	11	4	4	2	0	0	88	44-53	47
1:00 AM	1	10	10	8	8	6	2	3	1	5	54	46-55	27
2:00 AM	0	3	6	6	9	4	2	0	0	0	30	46-55	22
3:00 AM	0	4	1	3	3	0	1	0	1	1	14	45-54	7
4:00 AM	1	3	1	2	2	4	0	0	0	0	13	48-57	8
5:00 AM	1	2	2	7	4	1	0	1	0	0	18	46-55	13
6:00 AM	7	20	16	11	6	5	2	1	0	0	68	42-51	40
7:00 AM	45	60	40	23	10	12	3	0	0	0	193	40-49	107
8:00 AM	107	108	52	40	12	7	0	0	0	0	326	40-49	173
9:00 AM	216	117	39	21	11	4	1	0	0	1	410	40-49	163
10:00 AM	247	160	37	17	9	1	2	1	0	0	474	39-48	203
11:00 AM	385	113	30	11	7	3	1	1	0	0	551	39-48	152
12:00 PM	439	118	24	19	12	2	0	0	0	0	614	36-45	163
1:00 PM	524	105	29	11	5	3	0	0	0	0	677	36-45	158
2:00 PM	404	154	54	16	5	1	0	0	0	0	634	39-48	218
3:00 PM	503	101	22	4	7	1	2	0	0	0	640	36-45	152
4:00 PM	505	101	32	11	4	1	0	0	1	0	655	36-45	152
5:00 PM	392	164	52	12	8	5	1	0	0	0	635	39-48	226
6:00 PM	335	142	51	20	11	2	2	0	0	0	563	39-48	201
7:00 PM	206	130	51	25	14	2	0	0	0	0	428	40-49	189
8:00 PM	175	132	43	22	9	5	1	1	1	0	389	40-49	182
9:00 PM	129	103	51	28	12	6	4	1	1	1	336	40-49	163
10:00 PM	37	92	46	46	17	11	8	1	0	0	258	42-51	153
11:00 PM	20	55	38	26	14	13	2	1	0	0	169	41-50	101
Day Total	4691	2020	745	403	210	103	38	14	5	8	8237	40-49	2899
Percent	57.0%	24.5%	9.0%	4.9%	2.5%	1.3%	0.5%	0.2%	0.1%	0.1%			
ADT 8237													
AM Peak Volume	11:00 AM	10:00 AM	8:00 AM	8:00 AM	8:00 AM	7:00 AM	12:00 AM	1:00 AM	1:00 AM	1:00 AM	11:00 AM		
	385	160	52	40	12	12	4	3	1	5	551		
PM Peak Volume	1:00 PM	5:00 PM	2:00 PM	10:00 PM	10:00 PM	11:00 PM	10:00 PM	5:00 PM	4:00 PM	9:00 PM	1:00 PM		
	524	164	54	46	17	13	8	1	1	1	677		
<i>Comments:</i>													

LOCATION: 3. Francisco Dr to El Dorado Hills Blvd/Salmon Falls Rd SPECIFIC LOCATION: 0 ft from CITY/STATE: El Dorado Hills, CA											QC JOB #: 12004735 DIRECTION: EB DATE: May 04 2014		
Start Time	1 39	40 45	46 48	49 51	52 54	55 57	58 60	61 63	64 66	67 9999	Total	Pace Speed	Number in Pace
12:00 AM	11	34	31	32	15	9	0	4	0	0	136	42-51	85
1:00 AM	11	20	11	9	8	5	1	0	0	0	65	40-49	34
2:00 AM	4	7	6	7	6	5	0	2	2	0	39	47-56	20
3:00 AM	1	4	3	1	1	3	1	0	1	0	15	41-50	7
4:00 AM	6	2	4	3	2	1	2	0	0	0	20	46-55	9
5:00 AM	0	6	8	7	4	2	2	0	0	0	29	45-54	20
6:00 AM	1	17	11	17	6	5	5	3	1	2	68	42-51	39
7:00 AM	10	29	19	19	13	4	6	0	2	0	102	42-51	57
8:00 AM	38	63	35	23	11	5	3	3	0	0	181	40-49	105
9:00 AM	99	107	53	24	8	11	2	0	2	0	306	40-49	168
10:00 AM	122	139	61	30	7	3	1	0	0	0	363	40-49	209
11:00 AM	261	115	34	20	6	2	1	0	0	0	439	40-49	155
12:00 PM	315	137	34	24	8	2	0	0	0	0	520	39-48	179
1:00 PM	325	157	50	16	3	2	1	1	0	0	555	39-48	215
2:00 PM	424	130	38	13	6	1	0	0	1	0	613	39-48	178
3:00 PM	417	127	41	16	4	1	0	1	0	0	607	39-48	178
4:00 PM	415	155	37	23	5	3	0	0	0	0	638	39-48	202
5:00 PM	312	149	43	18	12	1	1	0	0	1	538	39-48	199
6:00 PM	182	146	68	26	16	7	2	0	0	0	447	40-49	222
7:00 PM	159	137	48	32	19	9	2	0	0	0	406	40-49	195
8:00 PM	108	139	51	23	15	3	2	1	0	0	342	40-49	197
9:00 PM	44	79	40	33	22	10	5	1	1	0	235	40-49	130
10:00 PM	12	39	30	22	15	14	4	2	1	0	139	42-51	78
11:00 PM	6	9	6	17	10	4	2	1	0	0	55	46-55	34
Day Total	3283	1947	762	455	222	112	43	20	11	3	6858	40-49	2860
Percent	47.9%	28.4%	11.1%	6.6%	3.2%	1.6%	0.6%	0.3%	0.2%	0.0%			
ADT 6858													
AM Peak	11:00 AM	10:00 AM	10:00 AM	12:00 AM	12:00 AM	9:00 AM	7:00 AM	12:00 AM	2:00 AM	6:00 AM	11:00 AM		
Volume	261	139	61	32	15	11	6	4	2	2	439		
PM Peak	2:00 PM	1:00 PM	6:00 PM	9:00 PM	9:00 PM	10:00 PM	9:00 PM	10:00 PM	2:00 PM	5:00 PM	4:00 PM		
Volume	424	157	68	33	22	14	5	2	1	1	638		
<i>Comments:</i>													

LOCATION: 3. Francisco Dr to El Dorado Hills Blvd/Salmon Falls Rd SPECIFIC LOCATION: 0 ft from CITY/STATE: El Dorado Hills, CA											QC JOB #: 12004735 DIRECTION: EB DATE: May 05 2014		
Start Time	1 39	40 45	46 48	49 51	52 54	55 57	58 60	61 63	64 66	67 9999	Total	Pace Speed	Number in Pace
12:00 AM	1	7	3	4	2	8	1	2	0	0	28	48-57	15
1:00 AM	3	4	6	1	2	3	4	0	0	0	23	46-55	10
2:00 AM	1	3	0	7	0	1	0	0	0	0	12	43-52	8
3:00 AM	1	1	0	2	2	0	0	1	0	0	7	45-54	4
4:00 AM	0	4	1	2	1	1	0	1	1	1	12	44-53	5
5:00 AM	5	10	10	8	6	3	1	0	1	1	45	45-54	25
6:00 AM	21	39	25	23	15	10	2	2	0	0	137	42-51	73
7:00 AM	105	121	44	25	11	7	2	1	0	0	316	40-49	173
8:00 AM	142	115	48	21	9	1	1	0	0	0	337	40-49	170
9:00 AM	107	107	45	27	6	7	0	0	0	0	299	40-49	161
10:00 AM	120	127	42	27	12	9	0	0	0	0	337	40-49	178
11:00 AM	213	127	47	31	11	2	0	2	0	0	433	40-49	184
12:00 PM	212	159	69	31	8	8	2	0	0	0	489	40-49	238
1:00 PM	268	134	43	26	11	2	2	0	0	0	486	40-49	185
2:00 PM	375	136	36	22	9	0	0	1	0	0	579	39-48	181
3:00 PM	443	108	24	24	9	2	0	0	0	0	610	36-45	153
4:00 PM	605	99	15	6	3	0	0	0	0	1	729	36-45	161
5:00 PM	638	46	14	5	1	0	0	0	0	0	704	30-39	163
6:00 PM	424	129	47	16	8	4	1	0	0	0	629	39-48	186
7:00 PM	307	150	52	21	6	2	1	1	0	0	540	39-48	209
8:00 PM	202	160	38	28	14	4	2	0	0	0	448	40-49	207
9:00 PM	115	111	31	18	6	4	0	0	0	0	285	40-49	148
10:00 PM	17	34	50	19	15	3	2	0	0	0	140	42-51	91
11:00 PM	5	15	22	15	7	10	4	1	0	0	79	46-55	47
Day Total	4330	1946	712	409	174	91	25	12	2	3	7704	40-49	2794
Percent	56.2%	25.3%	9.2%	5.3%	2.3%	1.2%	0.3%	0.2%	0.0%	0.0%			
ADT 7704													
AM Peak Volume	11:00 AM	10:00 AM	8:00 AM	11:00 AM	6:00 AM	6:00 AM	1:00 AM	12:00 AM	4:00 AM	4:00 AM	11:00 AM	433	
PM Peak Volume	5:00 PM	8:00 PM	12:00 PM	12:00 PM	10:00 PM	11:00 PM	11:00 PM	2:00 PM		4:00 PM	4:00 PM	729	
<i>Comments:</i>													

LOCATION: 3. Francisco Dr to El Dorado Hills Blvd/Salmon Falls Rd SPECIFIC LOCATION: 0 ft from CITY/STATE: El Dorado Hills, CA											QC JOB #: 12004735 DIRECTION: EB DATE: May 06 2014		
Start Time	1 39	40 45	46 48	49 51	52 54	55 57	58 60	61 63	64 66	67 9999	Total	Pace Speed	Number in Pace
12:00 AM	3	7	9	8	7	0	2	0	0	0	36	45-54	25
1:00 AM	0	3	0	1	3	3	1	1	0	0	12	52-61	7
2:00 AM	0	0	2	1	1	1	2	1	0	0	8	54-63	4
3:00 AM	2	1	1	1	1	2	2	0	1	0	11	51-60	5
4:00 AM	2	4	4	0	2	1	0	1	0	0	14	39-48	8
5:00 AM	3	11	7	7	6	4	0	0	0	0	38	46-55	21
6:00 AM	31	50	18	17	10	3	1	1	0	1	132	40-49	73
7:00 AM	121	97	49	20	17	5	2	0	0	1	312	40-49	152
8:00 AM	181	110	42	21	8	6	0	1	0	0	369	40-49	159
9:00 AM	90	109	53	28	13	4	1	0	0	0	298	40-49	171
10:00 AM	118	125	47	22	15	3	1	0	0	0	331	40-49	179
11:00 AM	170	138	44	28	6	6	0	0	0	0	392	40-49	191
12:00 PM	219	132	48	40	13	5	0	0	0	0	457	40-49	193
1:00 PM	231	178	53	28	11	5	1	0	0	0	507	40-49	240
2:00 PM	376	147	38	27	7	1	4	0	0	0	600	40-49	194
3:00 PM	536	95	21	7	4	1	0	0	0	0	664	36-45	149
4:00 PM	570	82	25	11	3	3	2	0	0	0	696	30-39	146
5:00 PM	567	47	17	2	5	0	0	0	0	0	638	30-39	145
6:00 PM	457	115	31	13	4	0	0	0	0	0	620	36-45	161
7:00 PM	296	151	59	22	9	8	1	0	0	1	547	40-49	217
8:00 PM	224	165	49	35	10	3	0	0	0	1	487	40-49	225
9:00 PM	60	141	52	51	17	14	2	0	0	0	337	40-49	209
10:00 PM	16	47	34	40	37	7	8	2	2	0	193	45-54	118
11:00 PM	4	14	16	18	15	8	2	0	2	0	79	46-55	51
Day Total	4277	1969	719	448	224	93	32	7	5	4	7778	40-49	2837
Percent	55.0%	25.3%	9.2%	5.8%	2.9%	1.2%	0.4%	0.1%	0.1%	0.1%			
ADT 7778													
AM Peak Volume	8:00 AM	11:00 AM	9:00 AM	9:00 AM	7:00 AM	8:00 AM	12:00 AM	1:00 AM	3:00 AM	6:00 AM	11:00 AM	392	
PM Peak Volume	4:00 PM	1:00 PM	7:00 PM	9:00 PM	10:00 PM	9:00 PM	10:00 PM	10:00 PM	10:00 PM	7:00 PM	4:00 PM	696	
<i>Comments:</i>													

LOCATION: 3. Francisco Dr to El Dorado Hills Blvd/Salmon Falls Rd SPECIFIC LOCATION: 0 ft from CITY/STATE: El Dorado Hills, CA											QC JOB #: 12004735 DIRECTION: EB DATE: May 07 2014			
Start Time	1 39	40 45	46 48	49 51	52 54	55 57	58 60	61 63	64 66	67 9999	Total	Pace Speed	Number in Pace	
12:00 AM	5	9	10	5	14	4	2	0	3	0	52	46-55	30	
1:00 AM	3	6	1	8	4	2	1	2	0	1	28	49-58	14	
2:00 AM	0	3	1	2	1	2	1	2	1	0	13	56-65	5	
3:00 AM	1	2	0	2	6	2	1	0	0	0	14	49-58	10	
4:00 AM	1	2	1	3	2	1	2	0	0	0	12	50-59	6	
5:00 AM	7	7	4	6	3	2	1	1	1	0	32	45-54	14	
6:00 AM	27	39	32	21	15	5	5	0	3	2	149	42-51	79	
7:00 AM	128	109	42	32	13	5	0	0	1	0	330	40-49	161	
8:00 AM	168	110	41	28	6	1	1	0	0	0	355	40-49	160	
9:00 AM	91	127	53	20	13	4	0	1	0	0	309	40-49	186	
10:00 AM	109	112	54	31	7	6	1	0	0	0	320	40-49	176	
11:00 AM	198	153	43	28	7	1	1	0	0	0	431	40-49	205	
12:00 PM	257	182	47	34	12	1	1	1	1	0	536	40-49	240	
1:00 PM	280	141	42	14	8	4	1	0	0	0	490	39-48	190	
2:00 PM	405	122	38	19	4	7	0	0	0	0	595	39-48	170	
3:00 PM	516	97	29	20	2	0	1	0	0	0	665	36-45	149	
4:00 PM	526	93	22	4	3	0	0	0	0	0	648	36-45	146	
5:00 PM	623	49	5	2	1	0	0	0	0	0	680	30-39	159	
6:00 PM	497	131	34	21	8	1	0	0	0	0	692	36-45	181	
7:00 PM	262	168	57	24	9	5	1	0	2	0	528	40-49	233	
8:00 PM	233	166	60	21	11	1	2	0	0	0	494	40-49	233	
9:00 PM	56	119	68	41	22	11	0	0	0	0	317	40-49	200	
10:00 PM	12	43	37	30	19	12	6	2	3	3	167	42-51	95	
11:00 PM	7	21	17	15	11	8	7	2	2	1	91	45-54	46	
Day Total	4412	2011	738	431	201	85	35	11	17	7	7948	40-49	2892	
Percent	55.5%	25.3%	9.3%	5.4%	2.5%	1.1%	0.4%	0.1%	0.2%	0.1%				
ADT 7948														
AM Peak Volume	11:00 AM 198	11:00 AM 153	10:00 AM 54	7:00 AM 32	6:00 AM 15	10:00 AM 6	6:00 AM 5	1:00 AM 2	12:00 AM 3	6:00 AM 2	11:00 AM 431			
PM Peak Volume	5:00 PM 623	12:00 PM 182	9:00 PM 68	9:00 PM 41	9:00 PM 22	10:00 PM 12	11:00 PM 7	10:00 PM 2	10:00 PM 3	10:00 PM 3	6:00 PM 692			
<i>Comments:</i>														

LOCATION: 3. Francisco Dr to El Dorado Hills Blvd/Salmon Falls Rd SPECIFIC LOCATION: 0 ft from CITY/STATE: El Dorado Hills, CA											QC JOB #: 12004735 DIRECTION: EB DATE: May 08 2014		
Start Time	1 39	40 45	46 48	49 51	52 54	55 57	58 60	61 63	64 66	67 9999	Total	Pace Speed	Number in Pace
12:00 AM	4	12	4	7	13	6	4	2	0	0	52	49-58	27
1:00 AM	0	0	5	6	7	4	2	0	1	0	25	46-55	19
2:00 AM	1	3	5	0	3	0	1	0	0	1	14	45-54	8
3:00 AM	0	5	0	0	4	1	2	0	0	0	12	51-60	7
4:00 AM	0	4	2	1	0	2	0	0	0	2	11	40-49	6
5:00 AM	1	9	7	9	7	3	1	2	0	0	39	46-55	24
6:00 AM	15	48	25	19	18	6	2	1	1	0	135	40-49	79
7:00 AM	135	112	44	21	19	3	4	0	0	0	338	40-49	163
8:00 AM	172	118	47	19	11	3	1	0	2	0	373	40-49	171
9:00 AM	95	120	51	33	8	2	0	0	0	0	309	40-49	182
10:00 AM	109	122	54	38	11	5	5	0	0	0	344	40-49	188
11:00 AM	184	138	43	35	5	5	2	0	0	0	412	40-49	192
12:00 PM	191	140	48	20	11	4	0	1	0	0	415	40-49	194
1:00 PM	248	161	42	18	13	3	0	1	0	0	486	39-48	209
2:00 PM	396	149	45	15	4	2	1	0	0	0	612	39-48	204
3:00 PM	498	75	23	10	7	1	0	0	0	0	614	32-41	127
4:00 PM	571	51	8	5	1	4	1	0	0	0	641	30-39	146
5:00 PM	615	61	15	8	1	1	0	1	0	0	702	30-39	157
6:00 PM	467	134	30	9	5	2	0	0	0	0	647	36-45	181
7:00 PM	278	180	61	20	14	2	1	0	0	1	557	39-48	248
8:00 PM	187	154	60	28	16	8	2	1	0	0	456	40-49	223
9:00 PM	76	109	71	38	36	8	5	1	0	1	345	40-49	192
10:00 PM	30	71	40	35	6	9	4	1	0	0	196	42-51	122
11:00 PM	6	28	13	12	12	6	1	0	1	0	79	41-50	44
Day Total	4279	2004	743	406	232	90	39	11	5	5	7814	40-49	2882
Percent	54.8%	25.6%	9.5%	5.2%	3.0%	1.2%	0.5%	0.1%	0.1%	0.1%			
ADT 7814													
AM Peak	11:00 AM	11:00 AM	10:00 AM	10:00 AM	7:00 AM	12:00 AM	10:00 AM	12:00 AM	8:00 AM	4:00 AM	11:00 AM		
Volume	184	138	54	38	19	6	5	2	2	2	412		
PM Peak	5:00 PM	7:00 PM	9:00 PM	9:00 PM	9:00 PM	10:00 PM	9:00 PM	12:00 PM	11:00 PM	7:00 PM	5:00 PM		
Volume	615	180	71	38	36	9	5	1	1	1	702		
<i>Comments:</i>													

LOCATION: 3. Francisco Dr to El Dorado Hills Blvd/Salmon Falls Rd SPECIFIC LOCATION: 0 ft from CITY/STATE: El Dorado Hills, CA											QC JOB #: 12004735 DIRECTION: EB DATE: May 09 2014		
Start Time	1 39	40 45	46 48	49 51	52 54	55 57	58 60	61 63	64 66	67 9999	Total	Pace Speed	Number in Pace
12:00 AM	2	13	12	12	11	3	3	1	0	1	58	45-54	37
1:00 AM	0	1	2	3	0	2	2	0	0	1	11	50-59	5
2:00 AM	1	2	0	5	1	7	0	1	1	1	19	48-57	13
3:00 AM	1	2	1	3	1	2	0	0	0	0	10	48-57	6
4:00 AM	1	1	0	1	3	3	0	1	0	0	10	48-57	7
5:00 AM	2	10	4	7	8	4	2	0	0	0	37	48-57	20
6:00 AM	26	43	32	27	16	9	5	0	0	1	159	42-51	87
7:00 AM	154	112	36	17	13	0	1	2	0	0	335	40-49	153
8:00 AM	148	123	48	22	6	4	1	0	0	0	352	40-49	178
9:00 AM	118	130	47	27	8	6	2	0	0	0	338	40-49	186
10:00 AM	130	143	45	22	10	4	0	1	0	0	355	40-49	195
11:00 AM	246	139	37	17	11	2	1	0	0	0	453	39-48	182
12:00 PM	288	150	44	21	5	3	1	1	0	0	513	40-49	201
1:00 PM	363	149	37	30	9	1	3	0	0	0	592	40-49	195
2:00 PM	422	132	38	14	5	5	1	0	1	0	618	39-48	180
3:00 PM	571	37	10	11	2	0	0	0	0	1	632	30-39	146
4:00 PM	568	57	13	8	5	0	0	0	0	0	651	30-39	145
5:00 PM	570	32	9	3	2	1	0	0	0	0	617	30-39	146
6:00 PM	472	116	35	13	2	1	1	0	0	0	640	36-45	164
7:00 PM	229	147	65	33	11	6	1	1	1	0	494	40-49	223
8:00 PM	285	143	49	20	11	3	2	0	0	0	513	39-48	199
9:00 PM	134	156	62	53	23	4	2	4	0	0	438	40-49	235
10:00 PM	62	119	46	44	22	6	1	0	0	0	300	40-49	179
11:00 PM	31	64	35	23	30	6	1	2	2	0	194	40-49	106
Day Total	4824	2021	707	436	215	82	30	14	5	5	8339	40-49	2873
Percent	57.8%	24.2%	8.5%	5.2%	2.6%	1.0%	0.4%	0.2%	0.1%	0.1%			
ADT 8339													
AM Peak	11:00 AM	10:00 AM	8:00 AM	6:00 AM	6:00 AM	6:00 AM	6:00 AM	7:00 AM	2:00 AM	12:00 AM			
Volume	246	143	48	27	16	9	5	2	1	1	453		
PM Peak	3:00 PM	9:00 PM	7:00 PM	9:00 PM	11:00 PM	7:00 PM	1:00 PM	9:00 PM	11:00 PM	3:00 PM			
Volume	571	156	65	53	30	6	3	4	2	1	651		
<i>Comments:</i>													

LOCATION: 3. Francisco Dr to El Dorado Hills Blvd/Salmon Falls Rd											QC JOB #: 12004735		
SPECIFIC LOCATION: 0 ft from											DIRECTION: EB		
CITY/STATE: El Dorado Hills, CA											DATE: May 03 2014 - May 09 2014		
Start Time	1 39	40 45	46 48	49 51	52 54	55 57	58 60	61 63	64 66	67 9999	Total	Pace Speed	Number in Pace
Grand Total	30096	13918	5126	2988	1478	656	242	89	50	35	54678	40-49	20040
Percent	55.0%	25.5%	9.4%	5.5%	2.7%	1.2%	0.4%	0.2%	0.1%	0.1%			
Cumulative													
Percent	55.0%	80.5%	89.9%	95.3%	98.0%	99.2%	99.7%	99.8%	99.9%	100.0%			
ADT 7811											85th Percentile 46 MPH Mean Speed(Average) 34 MPH Median 35 MPH Mode 20 MPH		
<i>Comments:</i>													

Report generated on 5/30/2014 3:56 PM

SOURCE: Quality Counts, LLC (<http://www.qualitycounts.net>)



LOCATION: 4. El Dorado Hills Blvd/Salmon Falls Rd to Silva Valley Pkwy/Allegheny Rd SPECIFIC LOCATION: 0 ft from CITY/STATE: El Dorado Hills, CA							QC JOB #: 12004736 DIRECTION: WB DATE: May 03 2014 - May 04 2014			
Start Time	Mon	Tue	Wed	Thu	Fri	Average Weekday Hourly Traffic	Sat 03-May-14	Sun 04-May-14	Average Week Hourly Traffic	Average Week Profile
12:00 AM						0	37	63	50	
1:00 AM						0	31	58	45	
2:00 AM						0	10	28	19	
3:00 AM						0	25	19	22	
4:00 AM						0	25	33	29	
5:00 AM						0	69	65	67	
6:00 AM						0	194	157	176	
7:00 AM						0	341	274	308	
8:00 AM						0	452	368	410	
9:00 AM						0	519	451	485	
10:00 AM						0	566	462	514	
11:00 AM						0	525	553	539	
12:00 PM						0	476	537	507	
1:00 PM						0	514	515	515	
2:00 PM						0	491	457	474	
3:00 PM						0	449	445	447	
4:00 PM						0	521	421	471	
5:00 PM						0	518	455	487	
6:00 PM						0	373	314	344	
7:00 PM						0	349	270	310	
8:00 PM						0	244	212	228	
9:00 PM						0	184	141	163	
10:00 PM						0	143	79	111	
11:00 PM						0	130	34	82	
Day Total						0	7186	6411	6803	
% Weekday Average										
% Week Average						0.0%	105.6%	94.2%		
AM Peak						12:00 AM	10:00 AM	11:00 AM	11:00 AM	
Volume						0	566	553	539	
PM Peak						12:00 PM	4:00 PM	12:00 PM	1:00 PM	
Volume						0	521	537	515	
<i>Comments:</i>										

LOCATION: 4. El Dorado Hills Blvd/Salmon Falls Rd to Silva Valley Pkwy/Allegheny Rd SPECIFIC LOCATION: 0 ft from CITY/STATE: El Dorado Hills, CA							QC JOB #: 12004736 DIRECTION: WB DATE: May 05 2014 - May 09 2014			
Start Time	Mon 05-May-14	Tue 06-May-14	Wed 07-May-14	Thu 08-May-14	Fri 09-May-14	Average Weekday Hourly Traffic	Sat	Sun	Average Week Hourly Traffic	Average Week Profile
12:00 AM	24	17	25	12	16	19			19	
1:00 AM	7	13	11	16	13	12			12	
2:00 AM	13	16	14	12	13	14			14	
3:00 AM	22	16	28	24	16	21			21	
4:00 AM	53	70	56	63	58	60			60	
5:00 AM	219	204	180	211	185	200			200	
6:00 AM	410	454	471	427	405	433			433	
7:00 AM	634	693	670	661	638	659			659	
8:00 AM	581	539	652	563	510	569			569	
9:00 AM	464	464	508	500	485	484			484	
10:00 AM	448	472	480	476	528	481			481	
11:00 AM	473	403	451	436	450	443			443	
12:00 PM	424	436	428	459	425	434			434	
1:00 PM	453	391	452	398	444	428			428	
2:00 PM	467	422	434	423	468	443			443	
3:00 PM	390	416	464	447	440	431			431	
4:00 PM	429	369	429	461	466	431			431	
5:00 PM	445	486	399	457	426	443			443	
6:00 PM	351	361	384	393	404	379			379	
7:00 PM	273	327	320	305	362	317			317	
8:00 PM	167	237	208	185	281	216			216	
9:00 PM	113	142	157	133	229	155			155	
10:00 PM	66	72	63	59	158	84			84	
11:00 PM	31	44	24	39	77	43			43	
Day Total	6957	7064	7308	7160	7497	7199			7199	
% Weekday Average		98.1%	101.5%	99.5%	104.1%					
% Week Average	102.3%	98.1%	101.5%	99.5%	104.1%	100.0%				
AM Peak Volume	7:00 AM 634	7:00 AM 693	7:00 AM 670	7:00 AM 661	7:00 AM 638	7:00 AM 659			7:00 AM 659	
PM Peak Volume	2:00 PM 467	5:00 PM 486	3:00 PM 464	4:00 PM 461	2:00 PM 468	2:00 PM 443			2:00 PM 443	
<i>Comments:</i>										

LOCATION: 4. El Dorado Hills Blvd/Salmon Falls Rd to Silva Valley Pkwy/Allegheny Rd
SPECIFIC LOCATION: 0 ft from
CITY/STATE: El Dorado Hills, CA

QC JOB #: 12004736
DIRECTION: WB
DATE: Apr 28 2014 - May 02 2014

Start Time	Mon 28-Apr-14	Tue 29-Apr-14	Wed 30-Apr-14	Thu 01-May-14	Fri 02-May-14	Average Weekday Hourly Traffic		Average Weekday Profile
12:00 AM	24	17	25	12	16	19		
1:00 AM	7	13	11	16	13	12		
2:00 AM	13	16	14	12	13	14		
3:00 AM	22	16	28	24	16	21		
4:00 AM	53	70	56	63	58	60		
5:00 AM	219	204	180	211	185	200		
6:00 AM	410	454	471	427	405	433		
7:00 AM	634	693	670	661	638	659		
8:00 AM	581	539	652	563	510	569		
9:00 AM	464	464	508	500	485	484		
10:00 AM	448	472	480	476	528	481		
11:00 AM	473	403	451	436	450	443		
12:00 PM	424	436	428	459	425	434		
1:00 PM	453	391	452	398	444	428		
2:00 PM	467	422	434	423	468	443		
3:00 PM	390	416	464	447	440	431		
4:00 PM	429	369	429	461	466	431		
5:00 PM	445	486	399	457	426	443		
6:00 PM	351	361	384	393	404	379		
7:00 PM	273	327	320	305	362	317		
8:00 PM	167	237	208	185	281	216		
9:00 PM	113	142	157	133	229	155		
10:00 PM	66	72	63	59	158	84		
11:00 PM	31	44	24	39	77	43		
Day Total	6957	7064	7308	7160	7497	7199		
% Weekday Average	96.6%	98.1%	101.5%	99.5%	104.1%			
% Week Average								
AM Peak Volume	7:00 AM 634	7:00 AM 693	7:00 AM 670	7:00 AM 661	7:00 AM 638	7:00 AM 659		
PM Peak Volume	2:00 PM 467	5:00 PM 486	3:00 PM 464	4:00 PM 461	2:00 PM 468	2:00 PM 443		

Comments:

SUMMARY - Tube Count - Volume Data (Weekend)

LOCATION: 4. El Dorado Hills Blvd/Salmon Falls Rd to Silva Valley Pkwy/Allegheny Rd
SPECIFIC LOCATION: 0 ft from
CITY/STATE: El Dorado Hills, CA

QC JOB #: 12004736
DIRECTION: WB
DATE: May 03 2014 - May 04 2014

Start Time			Sat 03-May-14	Sun 04-May-14	Average Weekend Hourly Traffic	Average Weekend Profile
12:00 AM			37	63	50	
1:00 AM			31	58	45	
2:00 AM			10	28	19	
3:00 AM			25	19	22	
4:00 AM			25	33	29	
5:00 AM			69	65	67	
6:00 AM			194	157	176	
7:00 AM			341	274	308	
8:00 AM			452	368	410	
9:00 AM			519	451	485	
10:00 AM			566	462	514	
11:00 AM			525	553	539	
12:00 PM			476	537	507	
1:00 PM			514	515	515	
2:00 PM			491	457	474	
3:00 PM			449	445	447	
4:00 PM			521	421	471	
5:00 PM			518	455	487	
6:00 PM			373	314	344	
7:00 PM			349	270	310	
8:00 PM			244	212	228	
9:00 PM			184	141	163	
10:00 PM			143	79	111	
11:00 PM			130	34	82	
Day Total			7186	6411	6803	
% Weekday Average						
% Week Average			105.6%	94.2%		
AM Peak			10:00 AM	11:00 AM	11:00 AM	
Volume			566	553	539	
PM Peak			4:00 PM	12:00 PM	1:00 PM	
Volume			521	537	515	

Comments:

LOCATION: 4. El Dorado Hills Blvd/Salmon Falls Rd to Silva Valley Pkwy/Allegheny Rd
SPECIFIC LOCATION: 0 ft from
CITY/STATE: El Dorado Hills, CA

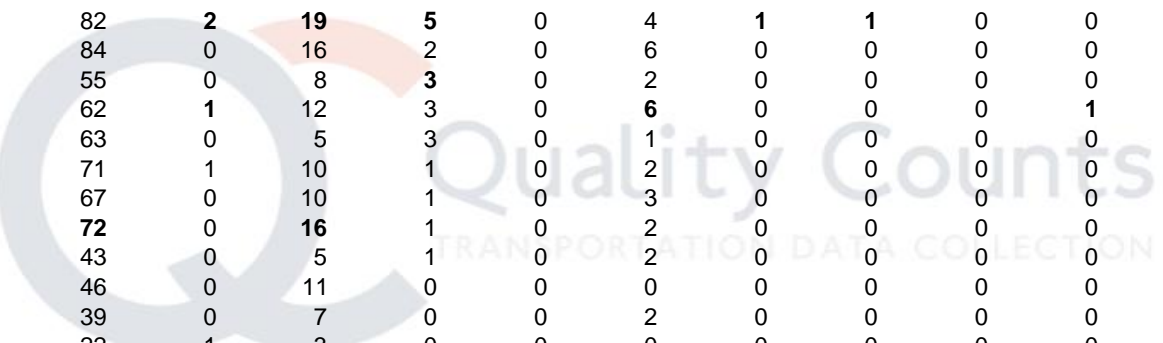
QC JOB #: 12004736
DIRECTION: WB
DATE: Apr 28 2014 - May 04 2014

Start Time	Mon 28-Apr-14	Tue 29-Apr-14	Wed 30-Apr-14	Thu 01-May-14	Fri 02-May-14	Average Weekday Hourly Traffic	Sat 03-May-14	Sun 04-May-14	Average Week Hourly Traffic	Average Week Profile
12:00 AM	24	17	25	12	16	19	37	63	28	
1:00 AM	7	13	11	16	13	12	31	58	21	
2:00 AM	13	16	14	12	13	14	10	28	15	
3:00 AM	22	16	28	24	16	21	25	19	21	
4:00 AM	53	70	56	63	58	60	25	33	51	
5:00 AM	219	204	180	211	185	200	69	65	162	
6:00 AM	410	454	471	427	405	433	194	157	360	
7:00 AM	634	693	670	661	638	659	341	274	559	
8:00 AM	581	539	652	563	510	569	452	368	524	
9:00 AM	464	464	508	500	485	484	519	451	484	
10:00 AM	448	472	480	476	528	481	566	462	490	
11:00 AM	473	403	451	436	450	443	525	553	470	
12:00 PM	424	436	428	459	425	434	476	537	455	
1:00 PM	453	391	452	398	444	428	514	515	452	
2:00 PM	467	422	434	423	468	443	491	457	452	
3:00 PM	390	416	464	447	440	431	449	445	436	
4:00 PM	429	369	429	461	466	431	521	421	442	
5:00 PM	445	486	399	457	426	443	518	455	455	
6:00 PM	351	361	384	393	404	379	373	314	369	
7:00 PM	273	327	320	305	362	317	349	270	315	
8:00 PM	167	237	208	185	281	216	244	212	219	
9:00 PM	113	142	157	133	229	155	184	141	157	
10:00 PM	66	72	63	59	158	84	143	79	91	
11:00 PM	31	44	24	39	77	43	130	34	54	
Day Total	6957	7064	7308	7160	7497	7199	7186	6411	7082	
% Weekday Average	96.6%	98.1%	101.5%	99.5%	104.1%					
% Week Average	98.2%	99.7%	103.2%	101.1%	105.9%	101.7%	101.5%	90.5%		
AM Peak Volume	7:00 AM 634	7:00 AM 693	7:00 AM 670	7:00 AM 661	7:00 AM 638	7:00 AM 659	10:00 AM 566	11:00 AM 553	7:00 AM 559	
PM Peak Volume	2:00 PM 467	5:00 PM 486	3:00 PM 464	4:00 PM 461	2:00 PM 468	2:00 PM 443	4:00 PM 521	12:00 PM 537	12:00 PM 455	

Comments:

LOCATION: 4. El Dorado Hills Blvd/Salmon Falls Rd to Silva Valley Pkwy/Allegheny Rd **QC JOB #:** 12004736
SPECIFIC LOCATION: 0 ft from **DIRECTION:** WB
CITY/STATE: El Dorado Hills, CA **DATE:** May 03 2014

Start Time	Motor-cycles	Cars & Trailer	2 Axle Long	Buses	2 Axle 6 Tire	3 Axle Single	4 Axle Single	<5 Axle Double	5 Axle Double	>6 Axle Double	<6 Axle Multi	6 Axle Multi	>6 Axle Multi	Not Classified	Total
12:00 AM	0	28	6	0	1	0	0	0	0	0	0	0	0	2	37
1:00 AM	0	27	3	0	1	0	0	0	0	0	0	0	0	0	31
2:00 AM	0	7	0	0	1	0	0	0	0	0	0	0	0	2	10
3:00 AM	0	19	3	0	1	0	0	0	0	0	0	0	0	2	25
4:00 AM	0	19	5	0	1	0	0	0	0	0	0	0	0	0	25
5:00 AM	0	50	11	0	5	0	0	0	0	0	0	0	0	3	69
6:00 AM	2	132	34	0	10	1	0	6	0	0	0	0	0	9	194
7:00 AM	8	214	71	0	17	1	0	2	0	0	0	0	0	28	341
8:00 AM	5	282	79	0	11	0	0	4	0	0	0	0	0	71	452
9:00 AM	4	334	87	0	17	0	0	5	0	0	0	0	0	72	519
10:00 AM	8	349	82	2	19	5	0	4	1	1	0	0	0	95	566
11:00 AM	8	314	84	0	16	2	0	6	0	0	0	0	0	95	525
12:00 PM	9	294	55	0	8	3	0	2	0	0	0	0	0	105	476
1:00 PM	12	311	62	1	12	3	0	6	0	0	0	1	0	106	514
2:00 PM	13	290	63	0	5	3	0	1	0	0	0	0	0	116	491
3:00 PM	7	264	71	1	10	1	0	2	0	0	0	0	0	93	449
4:00 PM	11	312	67	0	10	1	0	3	0	0	0	0	0	117	521
5:00 PM	8	323	72	0	16	1	0	2	0	0	0	0	0	96	518
6:00 PM	3	261	43	0	5	1	0	2	0	0	0	0	0	58	373
7:00 PM	8	248	46	0	11	0	0	0	0	0	0	0	0	36	349
8:00 PM	3	182	39	0	7	0	0	2	0	0	0	0	0	11	244
9:00 PM	2	145	22	1	3	0	0	0	0	0	0	0	0	11	184
10:00 PM	2	106	27	0	4	1	0	0	0	0	0	0	0	3	143
11:00 PM	0	106	19	1	2	0	0	0	0	0	0	0	0	2	130
Day Total	113	4617	1051	6	193	23	0	47	1	1	0	1	0	1133	7186
Percent	1.6%	64.2%	14.6%	0.1%	2.7%	0.3%	0.0%	0.7%	0.0%	0.0%	0.0%	0.0%	0.0%	15.8%	



ADT 7186	
--------------------	--

AM Peak	7:00 AM	10:00 AM	9:00 AM	10:00 AM	10:00 AM	10:00 AM	6:00 AM	10:00 AM	10:00 AM	10:00 AM	10:00 AM	10:00 AM	10:00 AM
Volume	8	349	87	2	19	5	6	1	1			95	566
PM Peak	2:00 PM	5:00 PM	5:00 PM	1:00 PM	5:00 PM	12:00 PM	1:00 PM				1:00 PM	4:00 PM	4:00 PM
Volume	13	323	72	1	16	3	6				1	117	521

Comments:

LOCATION: 4. El Dorado Hills Blvd/Salmon Falls Rd to Silva Valley Pkwy/Allegheny Rd SPECIFIC LOCATION: 0 ft from CITY/STATE: El Dorado Hills, CA														QC JOB #: 12004736 DIRECTION: WB DATE: May 04 2014	
Start Time	Motor-cycles	Cars & Trailer	2 Axle Long	Buses	2 Axle 6 Tire	3 Axle Single	4 Axle Single	<5 Axle Double	5 Axle Double	>6 Axle Double	<6 Axle Multi	6 Axle Multi	>6 Axle Multi	Not Classified	Total
12:00 AM	0	43	16	0	0	0	0	1	0	0	0	0	0	3	63
1:00 AM	1	42	12	1	1	0	0	0	0	0	0	0	0	1	58
2:00 AM	0	23	5	0	0	0	0	0	0	0	0	0	0	0	28
3:00 AM	0	17	1	0	0	0	0	0	0	0	0	0	0	1	19
4:00 AM	0	25	5	0	2	0	0	0	0	0	0	0	0	1	33
5:00 AM	0	43	12	0	8	0	0	1	0	0	0	0	0	1	65
6:00 AM	1	107	31	0	11	0	0	5	0	0	0	0	0	2	157
7:00 AM	4	193	44	0	20	0	0	1	0	0	0	0	0	12	274
8:00 AM	3	241	73	0	21	0	0	1	0	0	0	0	0	29	368
9:00 AM	4	309	60	1	14	0	0	3	0	0	0	0	0	60	451
10:00 AM	1	309	78	0	12	1	0	2	0	0	0	0	0	59	462
11:00 AM	14	349	83	2	25	0	0	5	0	0	0	0	0	75	553
12:00 PM	6	343	80	0	10	1	0	2	0	0	0	0	0	95	537
1:00 PM	10	328	81	0	9	3	0	2	0	0	0	0	0	82	515
2:00 PM	15	273	67	1	8	0	0	4	0	0	0	0	0	89	457
3:00 PM	9	277	65	1	13	2	0	2	0	0	0	0	0	76	445
4:00 PM	11	272	65	0	7	0	0	1	0	0	0	0	0	65	421
5:00 PM	7	302	61	0	10	0	0	1	0	0	0	0	0	74	455
6:00 PM	2	210	64	0	6	0	0	0	0	0	0	0	0	32	314
7:00 PM	5	190	48	0	9	2	0	2	0	0	0	0	0	14	270
8:00 PM	1	159	31	1	8	0	0	1	0	0	0	0	0	11	212
9:00 PM	1	113	22	0	3	0	0	0	0	0	0	0	0	2	141
10:00 PM	0	59	14	1	1	0	0	0	0	0	0	0	0	4	79
11:00 PM	0	30	4	0	0	0	0	0	0	0	0	0	0	0	34
Day Total	95	4257	1022	8	198	9	0	34	0	0	0	0	0	788	6411
Percent	1.5%	66.4%	15.9%	0.1%	3.1%	0.1%	0.0%	0.5%	0.0%	0.0%	0.0%	0.0%	0.0%	12.3%	
ADT 6411															
AM Peak	11:00 AM	11:00 AM	11:00 AM	11:00 AM	11:00 AM	10:00 AM		6:00 AM						11:00 AM	11:00 AM
Volume	14	349	83	2	25	1		5						75	553
PM Peak	2:00 PM	12:00 PM	1:00 PM	2:00 PM	3:00 PM	1:00 PM		2:00 PM						12:00 PM	12:00 PM
Volume	15	343	81	1	13	3		4						95	537
<i>Comments:</i>															

LOCATION: 4. El Dorado Hills Blvd/Salmon Falls Rd to Silva Valley Pkwy/Allegheny Rd SPECIFIC LOCATION: 0 ft from CITY/STATE: El Dorado Hills, CA														QC JOB #: 12004736 DIRECTION: WB DATE: May 05 2014	
Start Time	Motor-cycles	Cars & Trailer	2 Axle Long	Buses	2 Axle 6 Tire	3 Axle Single	4 Axle Single	<5 Axle Double	5 Axle Double	>6 Axle Double	<6 Axle Multi	6 Axle Multi	>6 Axle Multi	Not Classified	Total
12:00 AM	0	20	3	0	0	0	0	1	0	0	0	0	0	0	24
1:00 AM	0	6	1	0	0	0	0	0	0	0	0	0	0	0	7
2:00 AM	0	10	2	0	1	0	0	0	0	0	0	0	0	0	13
3:00 AM	0	17	5	0	0	0	0	0	0	0	0	0	0	0	22
4:00 AM	0	35	11	0	6	0	0	1	0	0	0	0	0	0	53
5:00 AM	1	147	44	0	23	0	0	0	0	0	0	0	0	4	219
6:00 AM	0	252	86	1	37	1	0	3	0	0	0	0	0	30	410
7:00 AM	4	391	106	2	30	4	0	2	0	1	0	0	0	94	634
8:00 AM	3	352	78	0	13	0	0	4	0	0	1	0	0	130	581
9:00 AM	2	284	99	2	13	2	0	5	2	0	0	0	0	55	464
10:00 AM	5	292	83	0	14	0	0	1	0	0	0	0	0	53	448
11:00 AM	2	295	93	1	13	1	0	2	0	1	0	0	0	65	473
12:00 PM	4	272	61	2	12	2	0	5	0	0	0	0	0	66	424
1:00 PM	4	263	86	1	13	2	0	4	0	0	0	0	0	80	453
2:00 PM	1	272	79	2	12	1	0	4	0	0	0	0	0	96	467
3:00 PM	4	227	63	0	14	0	0	2	0	0	0	0	0	80	390
4:00 PM	3	234	66	0	13	1	0	3	0	0	0	0	0	109	429
5:00 PM	2	254	60	0	13	1	0	1	0	0	0	0	0	114	445
6:00 PM	4	222	50	0	12	1	0	0	0	0	0	0	0	62	351
7:00 PM	1	202	40	0	3	1	0	1	0	0	0	0	0	25	273
8:00 PM	3	114	26	0	2	0	0	1	0	0	0	0	0	21	167
9:00 PM	0	81	24	0	3	1	0	0	0	0	0	0	0	4	113
10:00 PM	0	54	10	0	1	0	0	0	0	0	0	0	0	1	66
11:00 PM	0	25	4	0	0	0	0	1	0	0	0	0	0	1	31
Day Total	43	4321	1180	11	248	18	0	41	2	2	1	0	0	1090	6957
Percent	0.6%	62.1%	17.0%	0.2%	3.6%	0.3%	0.0%	0.6%	0.0%	0.0%	0.0%	0.0%	0.0%	15.7%	
ADT 6957															
AM Peak Volume	10:00 AM	7:00 AM	7:00 AM	7:00 AM	6:00 AM	7:00 AM		9:00 AM	9:00 AM	7:00 AM	8:00 AM			8:00 AM	7:00 AM
	5	391	106	2	37	4		5	2	1	1			130	634
PM Peak Volume	12:00 PM	12:00 PM	1:00 PM	12:00 PM	3:00 PM	12:00 PM		12:00 PM						5:00 PM	2:00 PM
	4	272	86	2	14	2		5						114	467
<i>Comments:</i>															

LOCATION: 4. El Dorado Hills Blvd/Salmon Falls Rd to Silva Valley Pkwy/Allegheny Rd
SPECIFIC LOCATION: 0 ft from
CITY/STATE: El Dorado Hills, CA

QC JOB #: 12004736
DIRECTION: WB
DATE: May 06 2014

Start Time	Motor-cycles	Cars & Trailer	2 Axle Long	Buses	2 Axle 6 Tire	3 Axle Single	4 Axle Single	<5 Axle Double	5 Axle Double	>6 Axle Double	<6 Axle Multi	6 Axle Multi	>6 Axle Multi	Not Classified	Total
12:00 AM	0	15	2	0	0	0	0	0	0	0	0	0	0	0	17
1:00 AM	0	9	4	0	0	0	0	0	0	0	0	0	0	0	13
2:00 AM	0	12	3	0	1	0	0	0	0	0	0	0	0	0	16
3:00 AM	0	14	1	0	1	0	0	0	0	0	0	0	0	0	16
4:00 AM	0	46	14	0	10	0	0	0	0	0	0	0	0	0	70
5:00 AM	1	143	37	0	19	1	0	0	0	0	0	0	0	3	204
6:00 AM	1	275	104	1	38	0	0	2	1	0	0	0	0	32	454
7:00 AM	3	419	120	2	31	3	0	8	0	0	0	1	0	106	693
8:00 AM	3	336	76	1	18	0	0	2	0	1	0	0	0	102	539
9:00 AM	2	291	96	4	17	0	0	2	0	0	0	0	0	52	464
10:00 AM	3	279	106	0	19	1	0	3	0	0	0	0	0	61	472
11:00 AM	2	241	84	0	11	0	0	5	0	0	0	0	0	60	403
12:00 PM	3	286	59	2	17	1	0	1	0	0	0	0	0	67	436
1:00 PM	6	246	64	4	16	3	0	0	0	0	0	0	0	52	391
2:00 PM	3	267	56	0	12	0	0	3	0	0	0	0	0	81	422
3:00 PM	5	220	65	1	18	0	0	3	0	0	0	0	0	104	416
4:00 PM	7	201	65	1	14	0	0	1	0	0	0	0	0	80	369
5:00 PM	5	280	57	0	11	0	0	2	0	0	0	0	0	131	486
6:00 PM	4	247	46	0	9	0	0	0	0	0	0	0	0	55	361
7:00 PM	2	230	49	0	4	0	0	0	0	0	0	0	0	42	327
8:00 PM	1	171	41	0	7	0	0	1	0	0	0	0	0	16	237
9:00 PM	1	102	26	0	4	0	0	0	0	0	0	0	0	9	142
10:00 PM	0	55	16	0	1	0	0	0	0	0	0	0	0	0	72
11:00 PM	0	33	8	1	1	0	0	1	0	0	0	0	0	0	44
Day Total	52	4418	1199	17	279	9	0	34	1	1	0	1	0	1053	7064
Percent	0.7%	62.5%	17.0%	0.2%	3.9%	0.1%	0.0%	0.5%	0.0%	0.0%	0.0%	0.0%	0.0%	14.9%	
ADT 7064															
AM Peak Volume	7:00 AM	7:00 AM	7:00 AM	9:00 AM	6:00 AM	7:00 AM		7:00 AM	6:00 AM	8:00 AM		7:00 AM		7:00 AM	7:00 AM
	3	419	120	4	38	3		8	1	1		1		106	693
PM Peak Volume	4:00 PM	12:00 PM	3:00 PM	1:00 PM	3:00 PM	1:00 PM		2:00 PM						5:00 PM	5:00 PM
	7	286	65	4	18	3		3						131	486

Comments:

LOCATION: 4. El Dorado Hills Blvd/Salmon Falls Rd to Silva Valley Pkwy/Allegheny Rd **QC JOB #:** 12004736
SPECIFIC LOCATION: 0 ft from **DIRECTION:** WB
CITY/STATE: El Dorado Hills, CA **DATE:** May 07 2014

Start Time	Motor-cycles	Cars & Trailer	2 Axle Long	Buses	2 Axle 6 Tire	3 Axle Single	4 Axle Single	<5 Axle Double	5 Axle Double	>6 Axle Double	<6 Axle Multi	6 Axle Multi	>6 Axle Multi	Not Classified	Total
12:00 AM	0	22	3	0	0	0	0	0	0	0	0	0	0	0	25
1:00 AM	0	10	1	0	0	0	0	0	0	0	0	0	0	0	11
2:00 AM	0	13	1	0	0	0	0	0	0	0	0	0	0	0	14
3:00 AM	0	22	6	0	0	0	0	0	0	0	0	0	0	0	28
4:00 AM	0	36	14	0	4	0	0	0	1	0	0	0	0	1	56
5:00 AM	2	108	41	0	21	5	0	1	0	0	0	0	0	2	180
6:00 AM	7	272	103	2	33	0	0	7	0	0	0	0	0	47	471
7:00 AM	7	423	109	3	35	2	0	0	1	0	0	0	0	90	670
8:00 AM	1	423	95	2	17	3	0	4	0	0	0	0	0	107	652
9:00 AM	5	325	100	0	23	1	0	2	0	0	0	0	0	52	508
10:00 AM	2	305	94	0	16	5	0	1	0	0	0	0	0	57	480
11:00 AM	9	284	78	1	20	2	0	2	0	0	0	0	0	55	451
12:00 PM	6	257	78	2	18	0	0	4	0	0	0	0	0	63	428
1:00 PM	7	279	79	7	16	0	0	1	0	0	0	0	0	63	452
2:00 PM	4	249	82	2	13	1	0	2	0	0	0	1	0	80	434
3:00 PM	3	262	71	0	11	1	0	1	0	0	0	0	0	115	464
4:00 PM	5	249	66	0	22	1	0	1	0	0	0	0	0	85	429
5:00 PM	3	229	56	0	7	0	0	1	0	0	0	0	0	103	399
6:00 PM	1	235	57	2	8	2	0	2	0	0	0	0	0	77	384
7:00 PM	4	229	47	0	9	0	0	0	0	0	0	0	0	31	320
8:00 PM	1	159	28	0	9	0	0	2	0	0	0	0	0	9	208
9:00 PM	0	125	22	0	3	0	0	0	0	0	0	0	0	7	157
10:00 PM	0	50	9	0	1	0	0	0	0	0	0	0	0	3	63
11:00 PM	0	19	3	0	1	0	0	1	0	0	0	0	0	0	24
Day Total	67	4585	1243	21	287	23	0	32	2	0	0	1	0	1047	7308
Percent	0.9%	62.7%	17.0%	0.3%	3.9%	0.3%	0.0%	0.4%	0.0%	0.0%	0.0%	0.0%	0.0%	14.3%	

ADT 7308	
--------------------	--

AM Peak Volume	11:00 AM	7:00 AM	7:00 AM	7:00 AM	7:00 AM	5:00 AM	6:00 AM	4:00 AM	8:00 AM	7:00 AM
	9	423	109	3	35	5	7	1	107	670
PM Peak Volume	1:00 PM	1:00 PM	2:00 PM	1:00 PM	4:00 PM	6:00 PM	12:00 PM	2:00 PM	3:00 PM	3:00 PM
	7	279	82	7	22	2	4	1	115	464

Comments:

LOCATION: 4. El Dorado Hills Blvd/Salmon Falls Rd to Silva Valley Pkwy/Allegheny Rd SPECIFIC LOCATION: 0 ft from CITY/STATE: El Dorado Hills, CA														QC JOB #: 12004736 DIRECTION: WB DATE: May 08 2014	
Start Time	Motor-cycles	Cars & Trailer	2 Axle Long	Buses	2 Axle 6 Tire	3 Axle Single	4 Axle Single	<5 Axle Double	5 Axle Double	>6 Axle Double	<6 Axle Multi	6 Axle Multi	>6 Axle Multi	Not Classified	Total
12:00 AM	0	12	0	0	0	0	0	0	0	0	0	0	0	0	12
1:00 AM	0	13	3	0	0	0	0	0	0	0	0	0	0	0	16
2:00 AM	0	6	5	0	0	0	0	0	0	0	0	0	0	1	12
3:00 AM	0	18	5	0	1	0	0	0	0	0	0	0	0	0	24
4:00 AM	0	36	21	0	5	0	0	0	0	0	0	0	0	1	63
5:00 AM	0	132	42	0	34	1	0	0	0	0	0	0	0	2	211
6:00 AM	3	259	101	2	27	0	0	4	0	0	0	0	0	31	427
7:00 AM	5	403	113	1	30	0	0	3	0	0	0	0	0	106	661
8:00 AM	2	351	91	1	16	1	0	2	0	0	0	0	0	99	563
9:00 AM	3	308	103	0	12	2	0	5	0	0	0	0	0	67	500
10:00 AM	4	324	69	2	17	0	0	3	0	0	0	0	0	57	476
11:00 AM	5	278	80	0	12	2	0	2	0	0	0	0	0	57	436
12:00 PM	4	291	77	1	15	1	0	2	0	0	0	0	0	68	459
1:00 PM	4	237	80	3	14	0	0	2	0	0	0	0	0	58	398
2:00 PM	4	250	70	2	11	1	0	1	1	0	0	0	0	83	423
3:00 PM	2	247	79	1	13	0	1	2	1	0	0	0	0	101	447
4:00 PM	6	257	69	1	17	2	0	0	0	0	0	0	0	109	461
5:00 PM	6	265	55	0	11	0	0	0	0	0	0	0	0	120	457
6:00 PM	2	246	48	1	14	1	0	1	0	0	0	0	0	80	393
7:00 PM	3	208	50	0	10	0	0	1	0	0	0	0	0	33	305
8:00 PM	0	145	23	0	3	0	0	2	0	0	0	0	0	12	185
9:00 PM	1	101	20	1	2	0	0	1	0	0	0	0	0	7	133
10:00 PM	0	49	6	0	3	0	0	0	0	0	0	0	0	1	59
11:00 PM	1	31	7	0	0	0	0	0	0	0	0	0	0	0	39
Day Total	55	4467	1217	16	267	11	1	31	2	0	0	0	0	1093	7160
Percent	0.8%	62.4%	17.0%	0.2%	3.7%	0.2%	0.0%	0.4%	0.0%	0.0%	0.0%	0.0%	0.0%	15.3%	
ADT 7160															
AM Peak Volume	7:00 AM	7:00 AM	7:00 AM	6:00 AM	5:00 AM	9:00 AM		9:00 AM						7:00 AM	7:00 AM
	5	403	113	2	34	2		5						106	661
PM Peak Volume	4:00 PM	12:00 PM	1:00 PM	1:00 PM	4:00 PM	4:00 PM	3:00 PM	12:00 PM	2:00 PM					5:00 PM	4:00 PM
	6	291	80	3	17	2	1	2	1					120	461
<i>Comments:</i>															

LOCATION: 4. El Dorado Hills Blvd/Salmon Falls Rd to Silva Valley Pkwy/Allegheny Rd SPECIFIC LOCATION: 0 ft from CITY/STATE: El Dorado Hills, CA														QC JOB #: 12004736 DIRECTION: WB DATE: May 09 2014	
Start Time	Motor-cycles	Cars & Trailer	2 Axle Long	Buses	2 Axle 6 Tire	3 Axle Single	4 Axle Single	<5 Axle Double	5 Axle Double	>6 Axle Double	<6 Axle Multi	6 Axle Multi	>6 Axle Multi	Not Classified	Total
12:00 AM	0	14	1	0	0	0	0	1	0	0	0	0	0	0	16
1:00 AM	0	11	2	0	0	0	0	0	0	0	0	0	0	0	13
2:00 AM	0	12	1	0	0	0	0	0	0	0	0	0	0	0	13
3:00 AM	0	11	5	0	0	0	0	0	0	0	0	0	0	0	16
4:00 AM	0	35	17	0	6	0	0	0	0	0	0	0	0	0	58
5:00 AM	0	128	35	0	17	0	0	2	0	0	0	0	0	3	185
6:00 AM	5	252	97	1	23	1	1	4	0	0	0	0	0	21	405
7:00 AM	8	393	112	3	22	1	0	3	0	0	0	0	0	96	638
8:00 AM	5	308	77	1	12	1	0	2	0	0	0	0	0	104	510
9:00 AM	3	305	91	4	23	1	0	2	1	1	0	0	0	54	485
10:00 AM	4	332	113	0	15	1	0	3	0	0	0	0	0	60	528
11:00 AM	7	264	77	0	14	2	0	4	0	0	0	0	0	82	450
12:00 PM	5	262	69	1	11	0	0	4	0	0	0	1	0	72	425
1:00 PM	4	258	75	3	16	2	0	2	0	0	0	0	0	84	444
2:00 PM	5	258	64	2	14	2	0	1	0	0	0	0	0	122	468
3:00 PM	7	239	51	2	16	1	0	2	0	0	0	0	0	122	440
4:00 PM	10	272	64	3	9	0	0	4	0	0	0	0	0	104	466
5:00 PM	6	238	52	0	11	0	0	0	0	0	0	0	0	119	426
6:00 PM	0	244	58	0	13	1	0	2	0	0	0	0	0	86	404
7:00 PM	5	247	57	0	11	1	0	2	0	0	0	0	0	39	362
8:00 PM	3	209	34	0	6	1	0	1	0	0	0	0	0	27	281
9:00 PM	0	177	40	0	5	1	0	0	0	0	0	0	0	6	229
10:00 PM	0	116	26	0	5	0	0	0	0	0	0	0	0	11	158
11:00 PM	0	56	14	0	1	0	0	1	0	0	0	0	0	5	77
Day Total	77	4641	1232	20	250	16	1	40	1	1	0	1	0	1217	7497
Percent	1.0%	61.9%	16.4%	0.3%	3.3%	0.2%	0.0%	0.5%	0.0%	0.0%	0.0%	0.0%	0.0%	16.2%	
ADT 7497															
AM Peak	7:00 AM	7:00 AM	10:00 AM	9:00 AM	6:00 AM	11:00 AM	6:00 AM	6:00 AM	9:00 AM	9:00 AM				8:00 AM	7:00 AM
Volume	8	393	113	4	23	2	1	4	1	1				104	638
PM Peak	4:00 PM	4:00 PM	1:00 PM	1:00 PM	1:00 PM	1:00 PM		12:00 PM				12:00 PM		2:00 PM	2:00 PM
Volume	10	272	75	3	16	2		4				1		122	468
<i>Comments:</i>															

LOCATION: 4. El Dorado Hills Blvd/Salmon Falls Rd to Silva Valley Pkwy/Allegheny Rd													QC JOB #: 12004736		
SPECIFIC LOCATION: 0 ft from													DIRECTION: WB		
CITY/STATE: El Dorado Hills, CA													DATE: May 03 2014 - May 09 2014		
Start Time	Motor-cycles	Cars & Trailer	2 Axle Long	Buses	2 Axle 6 Tire	3 Axle Single	4 Axle Single	<5 Axle Double	5 Axle Double	>6 Axle Double	<6 Axle Multi	6 Axle Multi	>6 Axle Multi	Not Classified	Total
Grand Total	502	31306	8144	99	1722	109	2	259	9	5	1	4	0	7421	49583
Percent	1.0%	63.1%	16.4%	0.2%	3.5%	0.2%	0.0%	0.5%	0.0%	0.0%	0.0%	0.0%	0.0%	15.0%	
ADT 7083															
<i>Comments:</i>															

Report generated on 6/10/2014 9:49 AM

SOURCE: Quality Counts, LLC (<http://www.qualitycounts.net>)



LOCATION: 4. El Dorado Hills Blvd/Salmon Falls Rd to Silva Valley Pkwy/Allegheny Rd SPECIFIC LOCATION: 0 ft from CITY/STATE: El Dorado Hills, CA											QC JOB #: 12004736 DIRECTION: WB DATE: May 03 2014		
Start Time	1 39	40 45	46 48	49 51	52 54	55 57	58 60	61 63	64 66	67 9999	Total	Pace Speed	Number in Pace
12:00 AM	19	8	3	4	2	1	0	0	0	0	37	42-51	12
1:00 AM	7	9	5	3	3	1	0	2	1	0	31	40-49	15
2:00 AM	5	2	2	1	0	0	0	0	0	0	10	42-51	4
3:00 AM	8	1	3	3	4	3	3	0	0	0	25	46-55	11
4:00 AM	6	4	0	5	6	0	1	1	1	1	25	49-58	11
5:00 AM	25	9	12	7	5	4	3	1	3	0	69	46-55	25
6:00 AM	105	42	17	15	6	6	2	0	1	0	194	40-49	64
7:00 AM	259	47	14	14	5	2	0	0	0	0	341	36-45	73
8:00 AM	386	46	10	5	4	1	0	0	0	0	452	30-39	98
9:00 AM	455	40	19	3	2	0	0	0	0	0	519	30-39	116
10:00 AM	533	22	8	3	0	0	0	0	0	0	566	30-39	136
11:00 AM	488	26	4	2	5	0	0	0	0	0	525	30-39	125
12:00 PM	450	18	4	2	2	0	0	0	0	0	476	30-39	115
1:00 PM	455	48	4	3	2	1	0	1	0	0	514	30-39	116
2:00 PM	426	56	6	3	0	0	0	0	0	0	491	30-39	109
3:00 PM	376	42	21	8	2	0	0	0	0	0	449	30-39	96
4:00 PM	476	32	10	1	2	0	0	0	0	0	521	30-39	122
5:00 PM	453	42	12	7	2	2	0	0	0	0	518	30-39	116
6:00 PM	321	38	6	5	3	0	0	0	0	0	373	30-39	82
7:00 PM	283	43	13	8	1	1	0	0	0	0	349	36-45	72
8:00 PM	185	37	15	6	1	0	0	0	0	0	244	39-48	56
9:00 PM	140	23	7	8	4	0	1	0	1	0	184	36-45	37
10:00 PM	97	27	6	8	4	1	0	0	0	0	143	37-46	36
11:00 PM	82	30	10	6	2	0	0	0	0	0	130	39-48	42
Day Total	6040	692	211	130	67	23	10	5	7	1	7186	30-39	1548
Percent	84.1%	9.6%	2.9%	1.8%	0.9%	0.3%	0.1%	0.1%	0.1%	0.0%			
ADT 7186													
AM Peak Volume	10:00 AM	7:00 AM	9:00 AM	6:00 AM	4:00 AM	6:00 AM	3:00 AM	1:00 AM	5:00 AM	4:00 AM	10:00 AM		
	533	47	19	15	6	6	3	2	3	1	566		
PM Peak Volume	4:00 PM	2:00 PM	3:00 PM	3:00 PM	9:00 PM	5:00 PM	9:00 PM	1:00 PM	9:00 PM		4:00 PM		
	476	56	21	8	4	2	1	1	1		521		
<i>Comments:</i>													

LOCATION: 4. El Dorado Hills Blvd/Salmon Falls Rd to Silva Valley Pkwy/Allegheny Rd SPECIFIC LOCATION: 0 ft from CITY/STATE: El Dorado Hills, CA											QC JOB #: 12004736 DIRECTION: WB DATE: May 04 2014			
Start Time	1 39	40 45	46 48	49 51	52 54	55 57	58 60	61 63	64 66	67 9999	Total	Pace Speed	Number in Pace	
12:00 AM	35	11	11	3	2	1	0	0	0	0	63	40-49	23	
1:00 AM	28	11	6	6	6	0	0	0	0	1	58	45-54	19	
2:00 AM	12	7	1	3	3	1	0	0	1	0	28	40-49	9	
3:00 AM	10	4	3	0	0	0	1	1	0	0	19	39-48	7	
4:00 AM	7	7	2	8	3	3	2	0	0	1	33	49-58	14	
5:00 AM	15	13	10	11	4	6	3	3	0	0	65	42-51	29	
6:00 AM	51	28	11	26	16	16	3	2	2	2	157	48-57	61	
7:00 AM	171	49	28	13	10	3	0	0	0	0	274	40-49	81	
8:00 AM	300	44	10	4	7	3	0	0	0	0	368	32-41	76	
9:00 AM	380	55	13	2	1	0	0	0	0	0	451	30-39	97	
10:00 AM	394	50	11	6	1	0	0	0	0	0	462	30-39	101	
11:00 AM	480	55	16	2	0	0	0	0	0	0	553	30-39	123	
12:00 PM	473	47	14	2	1	0	0	0	0	0	537	30-39	121	
1:00 PM	446	51	12	6	0	0	0	0	0	0	515	30-39	114	
2:00 PM	406	37	8	4	2	0	0	0	0	0	457	30-39	104	
3:00 PM	379	42	16	5	2	1	0	0	0	0	445	30-39	97	
4:00 PM	350	50	10	7	4	0	0	0	0	0	421	31-40	89	
5:00 PM	403	34	9	7	0	1	1	0	0	0	455	30-39	103	
6:00 PM	251	42	14	7	0	0	0	0	0	0	314	36-45	67	
7:00 PM	211	35	12	6	5	1	0	0	0	0	270	36-45	56	
8:00 PM	179	16	8	3	3	3	0	0	0	0	212	30-39	45	
9:00 PM	86	34	8	7	4	0	2	0	0	0	141	40-49	44	
10:00 PM	34	16	13	11	5	0	0	0	0	0	79	42-51	34	
11:00 PM	11	5	8	4	5	1	0	0	0	0	34	46-55	17	
Day Total	5112	743	254	153	84	40	12	6	3	4	6411	30-39	1310	
Percent	79.7%	11.6%	4.0%	2.4%	1.3%	0.6%	0.2%	0.1%	0.0%	0.1%				
ADT 6411														
AM Peak Volume	11:00 AM	9:00 AM	7:00 AM	6:00 AM	6:00 AM	6:00 AM	5:00 AM	5:00 AM	6:00 AM	6:00 AM	11:00 AM			
	480	55	28	26	16	16	3	3	2	2	553			
PM Peak Volume	12:00 PM	1:00 PM	3:00 PM	10:00 PM	7:00 PM	8:00 PM	9:00 PM				12:00 PM			
	473	51	16	11	5	3	2				537			
<i>Comments:</i>														

LOCATION: 4. El Dorado Hills Blvd/Salmon Falls Rd to Silva Valley Pkwy/Allegheny Rd SPECIFIC LOCATION: 0 ft from CITY/STATE: El Dorado Hills, CA											QC JOB #: 12004736 DIRECTION: WB DATE: May 05 2014		
Start Time	1 39	40 45	46 48	49 51	52 54	55 57	58 60	61 63	64 66	67 9999	Total	Pace Speed	Number in Pace
12:00 AM	6	3	3	6	3	2	0	1	0	0	24	48-57	12
1:00 AM	1	2	0	0	1	0	2	0	1	0	7	52-61	3
2:00 AM	4	2	1	2	2	1	0	1	0	0	13	49-58	5
3:00 AM	3	1	3	5	3	4	1	0	1	1	22	49-58	12
4:00 AM	8	8	5	11	8	6	3	3	1	0	53	48-57	26
5:00 AM	86	28	40	21	23	14	5	2	0	0	219	46-55	88
6:00 AM	296	53	32	17	9	1	1	1	0	0	410	39-48	92
7:00 AM	551	69	7	5	2	0	0	0	0	0	634	30-39	141
8:00 AM	536	34	7	3	1	0	0	0	0	0	581	30-39	137
9:00 AM	394	37	14	16	2	0	0	0	0	1	464	30-39	101
10:00 AM	388	43	9	6	2	0	0	0	0	0	448	30-39	99
11:00 AM	404	49	16	3	1	0	0	0	0	0	473	30-39	103
12:00 PM	362	45	8	5	3	0	1	0	0	0	424	30-39	92
1:00 PM	399	41	10	3	0	0	0	0	0	0	453	30-39	102
2:00 PM	406	51	6	2	1	0	0	1	0	0	467	30-39	104
3:00 PM	324	42	13	8	2	1	0	0	0	0	390	30-39	83
4:00 PM	369	37	13	5	4	0	1	0	0	0	429	30-39	94
5:00 PM	387	36	10	10	2	0	0	0	0	0	445	30-39	99
6:00 PM	289	33	13	9	3	4	0	0	0	0	351	30-39	74
7:00 PM	225	20	15	10	2	1	0	0	0	0	273	30-39	57
8:00 PM	130	26	6	5	0	0	0	0	0	0	167	36-45	39
9:00 PM	79	25	4	1	2	2	0	0	0	0	113	36-45	33
10:00 PM	40	15	3	5	1	2	0	0	0	0	66	40-49	19
11:00 PM	15	4	7	4	1	0	0	0	0	0	31	43-52	13
Day Total	5702	704	245	162	78	38	14	9	3	2	6957	30-39	1462
Percent	82.0%	10.1%	3.5%	2.3%	1.1%	0.5%	0.2%	0.1%	0.0%	0.0%			
ADT 6957													
AM Peak	7:00 AM	7:00 AM	5:00 AM	5:00 AM	5:00 AM	5:00 AM	5:00 AM	4:00 AM	1:00 AM	3:00 AM	7:00 AM		
Volume	551	69	40	21	23	14	5	3	1	1	634		
PM Peak	2:00 PM	2:00 PM	7:00 PM	5:00 PM	4:00 PM	6:00 PM	12:00 PM	2:00 PM			2:00 PM		
Volume	406	51	15	10	4	4	1	1			467		
<i>Comments:</i>													

LOCATION: 4. El Dorado Hills Blvd/Salmon Falls Rd to Silva Valley Pkwy/Allegheny Rd SPECIFIC LOCATION: 0 ft from CITY/STATE: El Dorado Hills, CA											QC JOB #: 12004736 DIRECTION: WB DATE: May 06 2014		
Start Time	1 39	40 45	46 48	49 51	52 54	55 57	58 60	61 63	64 66	67 9999	Total	Pace Speed	Number in Pace
12:00 AM	7	3	2	2	0	1	2	0	0	0	17	43-52	5
1:00 AM	3	1	2	0	2	3	1	0	0	1	13	52-61	6
2:00 AM	3	4	1	1	1	2	2	1	0	1	16	55-64	5
3:00 AM	4	2	0	4	1	3	0	0	1	1	16	48-57	8
4:00 AM	19	15	11	6	6	7	5	0	1	0	70	41-50	27
5:00 AM	100	44	22	14	15	5	2	0	2	0	204	40-49	70
6:00 AM	307	75	31	21	15	3	2	0	0	0	454	40-49	113
7:00 AM	662	22	7	2	0	0	0	0	0	0	693	30-39	169
8:00 AM	504	31	3	0	1	0	0	0	0	0	539	30-39	129
9:00 AM	391	55	11	4	3	0	0	0	0	0	464	30-39	100
10:00 AM	382	67	12	8	2	1	0	0	0	0	472	36-45	106
11:00 AM	348	36	12	7	0	0	0	0	0	0	403	30-39	89
12:00 PM	349	58	16	8	2	2	1	0	0	0	436	36-45	93
1:00 PM	340	31	11	6	3	0	0	0	0	0	391	30-39	87
2:00 PM	371	41	9	0	1	0	0	0	0	0	422	30-39	95
3:00 PM	375	29	8	3	1	0	0	0	0	0	416	30-39	96
4:00 PM	309	42	7	8	3	0	0	0	0	0	369	30-39	79
5:00 PM	439	26	12	7	1	1	0	0	0	0	486	30-39	112
6:00 PM	284	47	13	12	3	2	0	0	0	0	361	36-45	76
7:00 PM	265	41	9	9	2	1	0	0	0	0	327	36-45	68
8:00 PM	178	38	5	11	3	2	0	0	0	0	237	36-45	56
9:00 PM	102	21	9	6	2	2	0	0	0	0	142	39-48	32
10:00 PM	47	9	8	4	1	2	1	0	0	0	72	42-51	18
11:00 PM	12	15	5	7	3	0	1	0	1	0	44	42-51	22
Day Total	5801	753	226	150	71	37	17	1	5	3	7064	30-39	1487
Percent	82.1%	10.7%	3.2%	2.1%	1.0%	0.5%	0.2%	0.0%	0.1%	0.0%			
ADT 7064													
AM Peak Volume	7:00 AM	6:00 AM	6:00 AM	6:00 AM	5:00 AM	4:00 AM	4:00 AM	2:00 AM	5:00 AM	1:00 AM	7:00 AM		
	662	75	31	21	15	7	5	1	2	1	693		
PM Peak Volume	5:00 PM	12:00 PM	12:00 PM	6:00 PM	1:00 PM	12:00 PM	12:00 PM		11:00 PM		5:00 PM		
	439	58	16	12	3	2	1		1		486		
<i>Comments:</i>													

LOCATION: 4. El Dorado Hills Blvd/Salmon Falls Rd to Silva Valley Pkwy/Allegheny Rd SPECIFIC LOCATION: 0 ft from CITY/STATE: El Dorado Hills, CA											QC JOB #: 12004736 DIRECTION: WB DATE: May 07 2014		
Start Time	1 39	40 45	46 48	49 51	52 54	55 57	58 60	61 63	64 66	67 9999	Total	Pace Speed	Number in Pace
12:00 AM	6	13	1	4	1	0	0	0	0	0	25	40-49	15
1:00 AM	3	1	0	4	1	1	0	0	1	0	11	49-58	6
2:00 AM	6	1	1	1	0	1	2	1	0	1	14	54-63	4
3:00 AM	6	3	1	2	6	5	3	1	1	0	28	52-61	14
4:00 AM	13	9	7	6	7	6	2	5	1	0	56	46-55	22
5:00 AM	66	30	12	25	16	19	7	4	1	0	180	48-57	63
6:00 AM	367	54	17	18	12	3	0	0	0	0	471	30-39	94
7:00 AM	616	48	5	0	0	1	0	0	0	0	670	30-39	157
8:00 AM	611	35	2	3	0	1	0	0	0	0	652	30-39	156
9:00 AM	445	47	10	3	2	1	0	0	0	0	508	30-39	114
10:00 AM	394	63	19	3	1	0	0	0	0	0	480	36-45	103
11:00 AM	386	49	10	3	1	2	0	0	0	0	451	30-39	98
12:00 PM	354	45	12	13	1	2	1	0	0	0	428	30-39	90
1:00 PM	401	38	6	5	2	0	0	0	0	0	452	30-39	102
2:00 PM	361	45	13	10	4	0	0	0	0	1	434	30-39	92
3:00 PM	425	26	7	2	4	0	0	0	0	0	464	30-39	108
4:00 PM	370	34	8	12	3	1	1	0	0	0	429	30-39	94
5:00 PM	360	26	7	4	2	0	0	0	0	0	399	30-39	92
6:00 PM	316	44	12	9	1	2	0	0	0	0	384	30-39	81
7:00 PM	258	42	13	4	3	0	0	0	0	0	320	36-45	68
8:00 PM	151	29	12	11	4	0	1	0	0	0	208	40-49	44
9:00 PM	94	32	14	6	9	2	0	0	0	0	157	40-49	48
10:00 PM	35	10	11	3	1	1	1	1	0	0	63	40-49	22
11:00 PM	10	2	7	2	2	1	0	0	0	0	24	46-55	11
Day Total	6054	726	207	153	83	49	18	12	4	2	7308	30-39	1552
Percent	82.8%	9.9%	2.8%	2.1%	1.1%	0.7%	0.2%	0.2%	0.1%	0.0%			
ADT 7308													
AM Peak Volume	7:00 AM 616	10:00 AM 63	10:00 AM 19	5:00 AM 25	5:00 AM 16	5:00 AM 19	5:00 AM 7	4:00 AM 5	1:00 AM 1	2:00 AM 1	7:00 AM 670		
PM Peak Volume	3:00 PM 425	12:00 PM 45	9:00 PM 14	12:00 PM 13	9:00 PM 9	12:00 PM 2	12:00 PM 1	10:00 PM 1		2:00 PM 1	3:00 PM 464		
<i>Comments:</i>													

LOCATION: 4. El Dorado Hills Blvd/Salmon Falls Rd to Silva Valley Pkwy/Allegheny Rd SPECIFIC LOCATION: 0 ft from CITY/STATE: El Dorado Hills, CA											QC JOB #: 12004736 DIRECTION: WB DATE: May 08 2014		
Start Time	1 39	40 45	46 48	49 51	52 54	55 57	58 60	61 63	64 66	67 9999	Total	Pace Speed	Number in Pace
12:00 AM	7	2	2	0	1	0	0	0	0	0	12	39-48	4
1:00 AM	4	3	1	4	1	2	0	1	0	0	16	48-57	7
2:00 AM	2	0	1	0	3	2	1	0	2	1	12	52-61	6
3:00 AM	5	5	7	2	2	2	1	0	0	0	24	44-53	12
4:00 AM	9	7	12	8	12	3	6	3	2	1	63	45-54	33
5:00 AM	77	37	21	28	23	15	9	0	1	0	211	45-54	78
6:00 AM	300	66	28	15	14	4	0	0	0	0	427	39-48	101
7:00 AM	619	28	7	4	1	1	0	1	0	0	661	30-39	158
8:00 AM	499	53	6	3	1	1	0	0	0	0	563	30-39	127
9:00 AM	424	68	5	2	0	1	0	0	0	0	500	36-45	111
10:00 AM	410	36	18	7	4	1	0	0	0	0	476	30-39	105
11:00 AM	389	28	10	6	2	1	0	0	0	0	436	30-39	99
12:00 PM	389	53	3	8	5	1	0	0	0	0	459	30-39	99
1:00 PM	314	65	6	8	3	2	0	0	0	0	398	36-45	97
2:00 PM	356	51	6	4	6	0	0	0	0	0	423	30-39	91
3:00 PM	396	40	8	3	0	0	0	0	0	0	447	30-39	101
4:00 PM	406	33	11	8	2	1	0	0	0	0	461	30-39	104
5:00 PM	422	26	5	3	1	0	0	0	0	0	457	30-39	108
6:00 PM	340	34	12	2	4	0	1	0	0	0	393	30-39	87
7:00 PM	247	40	6	10	2	0	0	0	0	0	305	36-45	65
8:00 PM	145	25	5	7	2	1	0	0	0	0	185	36-45	39
9:00 PM	91	19	11	5	5	1	1	0	0	0	133	39-48	32
10:00 PM	31	10	4	8	4	1	1	0	0	0	59	44-53	18
11:00 PM	15	12	3	4	1	3	0	1	0	0	39	40-49	16
Day Total	5897	741	198	149	99	43	20	6	5	2	7160	30-39	1512
Percent	82.4%	10.3%	2.8%	2.1%	1.4%	0.6%	0.3%	0.1%	0.1%	0.0%			
ADT 7160													
AM Peak Volume	7:00 AM	9:00 AM	6:00 AM	5:00 AM	5:00 AM	5:00 AM	5:00 AM	4:00 AM	2:00 AM	2:00 AM	7:00 AM		
	619	68	28	28	23	15	9	3	2	1	661		
PM Peak Volume	5:00 PM	1:00 PM	6:00 PM	7:00 PM	2:00 PM	11:00 PM	6:00 PM	11:00 PM			4:00 PM		
	422	65	12	10	6	3	1	1			461		
<i>Comments:</i>													

LOCATION: 4. El Dorado Hills Blvd/Salmon Falls Rd to Silva Valley Pkwy/Allegheny Rd SPECIFIC LOCATION: 0 ft from CITY/STATE: El Dorado Hills, CA											QC JOB #: 12004736 DIRECTION: WB DATE: May 09 2014		
Start Time	1 39	40 45	46 48	49 51	52 54	55 57	58 60	61 63	64 66	67 9999	Total	Pace Speed	Number in Pace
12:00 AM	2	2	1	5	3	1	0	1	1	0	16	48-57	9
1:00 AM	4	2	0	1	0	3	1	2	0	0	13	55-64	5
2:00 AM	2	2	0	2	1	3	1	0	0	2	13	49-58	6
3:00 AM	2	2	3	2	3	1	0	2	0	1	16	46-55	8
4:00 AM	11	9	5	8	1	9	9	3	3	0	58	55-64	22
5:00 AM	68	42	15	22	18	10	5	2	3	0	185	42-51	65
6:00 AM	255	85	35	15	11	4	0	0	0	0	405	39-48	126
7:00 AM	582	41	10	4	1	0	0	0	0	0	638	30-39	149
8:00 AM	492	14	2	1	1	0	0	0	0	0	510	30-39	126
9:00 AM	423	53	5	3	1	0	0	0	0	0	485	30-39	108
10:00 AM	445	59	16	5	2	0	0	1	0	0	528	30-39	114
11:00 AM	410	26	8	1	5	0	0	0	0	0	450	30-39	105
12:00 PM	393	18	8	3	3	0	0	0	0	0	425	30-39	100
1:00 PM	389	44	3	4	3	1	0	0	0	0	444	30-39	99
2:00 PM	433	24	5	0	6	0	0	0	0	0	468	30-39	111
3:00 PM	409	21	5	3	2	0	0	0	0	0	440	30-39	104
4:00 PM	406	34	14	8	4	0	0	0	0	0	466	30-39	104
5:00 PM	381	29	6	5	3	1	1	0	0	0	426	30-39	97
6:00 PM	341	40	7	6	3	6	1	0	0	0	404	30-39	87
7:00 PM	308	26	17	2	5	3	1	0	0	0	362	30-39	78
8:00 PM	224	37	9	6	2	1	1	0	0	1	281	36-45	59
9:00 PM	171	34	9	11	2	0	1	0	0	1	229	36-45	51
10:00 PM	118	21	8	6	2	3	0	0	0	0	158	36-45	33
11:00 PM	51	13	5	3	2	2	1	0	0	0	77	39-48	19
Day Total	6320	678	196	126	84	48	22	11	7	5	7497	30-39	1620
Percent	84.3%	9.0%	2.6%	1.7%	1.1%	0.6%	0.3%	0.1%	0.1%	0.1%			
ADT 7497													
AM Peak Volume	7:00 AM	6:00 AM	6:00 AM	5:00 AM	5:00 AM	5:00 AM	4:00 AM	4:00 AM	4:00 AM	2:00 AM	7:00 AM		
	582	85	35	22	18	10	9	3	3	2	638		
PM Peak Volume	2:00 PM	1:00 PM	7:00 PM	9:00 PM	2:00 PM	6:00 PM	5:00 PM			8:00 PM	2:00 PM		
	433	44	17	11	6	6	1			1	468		
<i>Comments:</i>													

LOCATION: 4. El Dorado Hills Blvd/Salmon Falls Rd to Silva Valley Pkwy/Allegheny Rd											QC JOB #: 12004736			
SPECIFIC LOCATION: 0 ft from											DIRECTION: WB			
CITY/STATE: El Dorado Hills, CA											DATE: May 03 2014 - May 09 2014			
Start Time	1	40	46	49	52	55	58	61	64	67				
	39	45	48	51	54	57	60	63	66	9999				
Grand Total	40926	5037	1537	1023	566	278	113	50	34	19		Total	Pace Speed	Number in Pace
Percent	82.5%	10.2%	3.1%	2.1%	1.1%	0.6%	0.2%	0.1%	0.1%	0.0%		49583	30-39	10493
Cumulative Percent	82.5%	92.7%	95.8%	97.9%	99.0%	99.6%	99.8%	99.9%	100.0%	100.0%				
ADT 7083											85th Percentile 40 MPH Mean Speed(Average) 25 MPH Median 23 MPH Mode 20 MPH			
<i>Comments:</i>														

Report generated on 6/10/2014 9:48 AM

SOURCE: Quality Counts, LLC (<http://www.qualitycounts.net>)



LOCATION: 4. El Dorado Hills Blvd/Salmon Falls Rd to Silva Valley Pkwy/Allegheny Rd SPECIFIC LOCATION: 0 ft from CITY/STATE: El Dorado Hills, CA							QC JOB #: 12004736 DIRECTION: EB/WB DATE: May 03 2014 - May 04 2014			
Start Time	Mon	Tue	Wed	Thu	Fri	Average Weekday Hourly Traffic	Sat 03-May-14	Sun 04-May-14	Average Week Hourly Traffic	Average Week Profile
12:00 AM						0	120	195	158	
1:00 AM						0	81	128	105	
2:00 AM						0	40	66	53	
3:00 AM						0	41	37	39	
4:00 AM						0	37	51	44	
5:00 AM						0	86	99	93	
6:00 AM						0	256	225	241	
7:00 AM						0	502	384	443	
8:00 AM						0	749	551	650	
9:00 AM						0	862	742	802	
10:00 AM						0	949	769	859	
11:00 AM						0	963	955	959	
12:00 PM						0	945	950	948	
1:00 PM						0	1154	1034	1094	
2:00 PM						0	1006	996	1001	
3:00 PM						0	1049	999	1024	
4:00 PM						0	1080	1011	1046	
5:00 PM						0	1082	946	1014	
6:00 PM						0	874	737	806	
7:00 PM						0	749	682	716	
8:00 PM						0	612	523	568	
9:00 PM						0	520	380	450	
10:00 PM						0	406	216	311	
11:00 PM						0	305	92	199	
Day Total						0	14468	12768	13623	
% Weekday Average										
% Week Average						0.0%	106.2%	93.7%		
AM Peak						12:00 AM	11:00 AM	11:00 AM	11:00 AM	
Volume						0	963	955	959	
PM Peak						12:00 PM	1:00 PM	1:00 PM	1:00 PM	
Volume						0	1154	1034	1094	
<i>Comments:</i>										

LOCATION: 4. El Dorado Hills Blvd/Salmon Falls Rd to Silva Valley Pkwy/Allegheny Rd SPECIFIC LOCATION: 0 ft from CITY/STATE: El Dorado Hills, CA							QC JOB #: 12004736 DIRECTION: EB/WB DATE: May 05 2014 - May 09 2014			
Start Time	Mon 05-May-14	Tue 06-May-14	Wed 07-May-14	Thu 08-May-14	Fri 09-May-14	Average Weekday Hourly Traffic	Sat	Sun	Average Week Hourly Traffic	Average Week Profile
12:00 AM	53	54	67	61	71	61			61	
1:00 AM	28	28	36	37	26	31			31	
2:00 AM	24	25	28	26	34	27			27	
3:00 AM	32	29	41	36	28	33			33	
4:00 AM	64	85	72	72	69	72			72	
5:00 AM	266	242	221	251	223	241			241	
6:00 AM	555	611	631	575	570	588			588	
7:00 AM	914	986	973	967	949	958			958	
8:00 AM	871	846	974	897	815	881			881	
9:00 AM	741	738	812	775	791	771			771	
10:00 AM	735	755	770	779	831	774			774	
11:00 AM	864	746	828	827	855	824			824	
12:00 PM	856	842	900	872	836	861			861	
1:00 PM	906	845	923	815	978	893			893	
2:00 PM	990	918	996	923	966	959			959	
3:00 PM	966	1058	1054	1025	934	1007			1007	
4:00 PM	1121	1029	1051	1150	1159	1102			1102	
5:00 PM	1132	1185	1063	1110	1101	1118			1118	
6:00 PM	952	956	1043	994	979	985			985	
7:00 PM	774	796	840	848	828	817			817	
8:00 PM	570	694	646	627	751	658			658	
9:00 PM	378	458	468	469	645	484			484	
10:00 PM	209	258	222	253	456	280			280	
11:00 PM	107	127	112	110	268	145			145	
Day Total	14108	14311	14771	14499	15163	14570			14570	
% Weekday Average		98.2%	101.4%	99.5%	104.1%					
% Week Average	103.6%	98.2%	101.4%	99.5%	104.1%	100.0%				
AM Peak	7:00 AM	7:00 AM	8:00 AM	7:00 AM	7:00 AM	7:00 AM			7:00 AM	
Volume	914	986	974	967	949	958			958	
PM Peak	5:00 PM	5:00 PM	5:00 PM	4:00 PM	4:00 PM	5:00 PM			5:00 PM	
Volume	1132	1185	1063	1150	1159	1118			1118	
<i>Comments:</i>										

LOCATION: 4. El Dorado Hills Blvd/Salmon Falls Rd to Silva Valley Pkwy/Allegheny Rd
SPECIFIC LOCATION: 0 ft from
CITY/STATE: El Dorado Hills, CA

QC JOB #: 12004736
DIRECTION: EB/WB
DATE: Apr 28 2014 - May 02 2014

Start Time	Mon 28-Apr-14	Tue 29-Apr-14	Wed 30-Apr-14	Thu 01-May-14	Fri 02-May-14	Average Weekday Hourly Traffic		Average Weekday Profile
12:00 AM	53	54	67	61	71	61		
1:00 AM	28	28	36	37	26	31		
2:00 AM	24	25	28	26	34	27		
3:00 AM	32	29	41	36	28	33		
4:00 AM	64	85	72	72	69	72		
5:00 AM	266	242	221	251	223	241		
6:00 AM	555	611	631	575	570	588		
7:00 AM	914	986	973	967	949	958		
8:00 AM	871	846	974	897	815	881		
9:00 AM	741	738	812	775	791	771		
10:00 AM	735	755	770	779	831	774		
11:00 AM	864	746	828	827	855	824		
12:00 PM	856	842	900	872	836	861		
1:00 PM	906	845	923	815	978	893		
2:00 PM	990	918	996	923	966	959		
3:00 PM	966	1058	1054	1025	934	1007		
4:00 PM	1121	1029	1051	1150	1159	1102		
5:00 PM	1132	1185	1063	1110	1101	1118		
6:00 PM	952	956	1043	994	979	985		
7:00 PM	774	796	840	848	828	817		
8:00 PM	570	694	646	627	751	658		
9:00 PM	378	458	468	469	645	484		
10:00 PM	209	258	222	253	456	280		
11:00 PM	107	127	112	110	268	145		
Day Total	14108	14311	14771	14499	15163	14570		
% Weekday Average	96.8%	98.2%	101.4%	99.5%	104.1%			
% Week Average								
AM Peak Volume	7:00 AM 914	7:00 AM 986	8:00 AM 974	7:00 AM 967	7:00 AM 949	7:00 AM 958		
PM Peak Volume	5:00 PM 1132	5:00 PM 1185	5:00 PM 1063	4:00 PM 1150	4:00 PM 1159	5:00 PM 1118		

Comments:

SUMMARY - Tube Count - Volume Data (Weekend)

LOCATION: 4. El Dorado Hills Blvd/Salmon Falls Rd to Silva Valley Pkwy/Allegheny Rd SPECIFIC LOCATION: 0 ft from CITY/STATE: El Dorado Hills, CA				QC JOB #: 12004736 DIRECTION: EB/WB DATE: May 03 2014 - May 04 2014	
Start Time		Sat 03-May-14	Sun 04-May-14	Average Weekend Hourly Traffic	Average Weekend Profile
12:00 AM		120	195	158	
1:00 AM		81	128	105	
2:00 AM		40	66	53	
3:00 AM		41	37	39	
4:00 AM		37	51	44	
5:00 AM		86	99	93	
6:00 AM		256	225	241	
7:00 AM		502	384	443	
8:00 AM		749	551	650	
9:00 AM		862	742	802	
10:00 AM		949	769	859	
11:00 AM		963	955	959	
12:00 PM		945	950	948	
1:00 PM		1154	1034	1094	
2:00 PM		1006	996	1001	
3:00 PM		1049	999	1024	
4:00 PM		1080	1011	1046	
5:00 PM		1082	946	1014	
6:00 PM		874	737	806	
7:00 PM		749	682	716	
8:00 PM		612	523	568	
9:00 PM		520	380	450	
10:00 PM		406	216	311	
11:00 PM		305	92	199	
Day Total		14468	12768	13623	
% Weekday Average					
% Week Average					
AM Peak					
Volume		11:00 AM 963	11:00 AM 955	11:00 AM 959	
PM Peak					
Volume		1:00 PM 1154	1:00 PM 1034	1:00 PM 1094	
<i>Comments:</i>					

LOCATION: 4. El Dorado Hills Blvd/Salmon Falls Rd to Silva Valley Pkwy/Allegheny Rd
SPECIFIC LOCATION: 0 ft from
CITY/STATE: El Dorado Hills, CA

QC JOB #: 12004736
DIRECTION: EB/WB
DATE: Apr 28 2014 - May 04 2014

Start Time	Mon 28-Apr-14	Tue 29-Apr-14	Wed 30-Apr-14	Thu 01-May-14	Fri 02-May-14	Average Weekday Hourly Traffic	Sat 03-May-14	Sun 04-May-14	Average Week Hourly Traffic	Average Week Profile
12:00 AM	53	54	67	61	71	61	120	195	89	
1:00 AM	28	28	36	37	26	31	81	128	52	
2:00 AM	24	25	28	26	34	27	40	66	35	
3:00 AM	32	29	41	36	28	33	41	37	35	
4:00 AM	64	85	72	72	69	72	37	51	64	
5:00 AM	266	242	221	251	223	241	86	99	198	
6:00 AM	555	611	631	575	570	588	256	225	489	
7:00 AM	914	986	973	967	949	958	502	384	811	
8:00 AM	871	846	974	897	815	881	749	551	815	
9:00 AM	741	738	812	775	791	771	862	742	780	
10:00 AM	735	755	770	779	831	774	949	769	798	
11:00 AM	864	746	828	827	855	824	963	955	863	
12:00 PM	856	842	900	872	836	861	945	950	886	
1:00 PM	906	845	923	815	978	893	1154	1034	951	
2:00 PM	990	918	996	923	966	959	1006	996	971	
3:00 PM	966	1058	1054	1025	934	1007	1049	999	1012	
4:00 PM	1121	1029	1051	1150	1159	1102	1080	1011	1086	
5:00 PM	1132	1185	1063	1110	1101	1118	1082	946	1088	
6:00 PM	952	956	1043	994	979	985	874	737	934	
7:00 PM	774	796	840	848	828	817	749	682	788	
8:00 PM	570	694	646	627	751	658	612	523	632	
9:00 PM	378	458	468	469	645	484	520	380	474	
10:00 PM	209	258	222	253	456	280	406	216	289	
11:00 PM	107	127	112	110	268	145	305	92	160	
Day Total	14108	14311	14771	14499	15163	14570	14468	12768	14300	
% Weekday Average	96.8%	98.2%	101.4%	99.5%	104.1%					
% Week Average	98.7%	100.1%	103.3%	101.4%	106.0%	101.9%	101.2%	89.3%		
AM Peak Volume	7:00 AM 914	7:00 AM 986	8:00 AM 974	7:00 AM 967	7:00 AM 949	7:00 AM 958	11:00 AM 963	11:00 AM 955	11:00 AM 863	
PM Peak Volume	5:00 PM 1132	5:00 PM 1185	5:00 PM 1063	4:00 PM 1150	4:00 PM 1159	5:00 PM 1118	1:00 PM 1154	1:00 PM 1034	5:00 PM 1088	

Comments:

LOCATION: 4. El Dorado Hills Blvd/Salmon Falls Rd to Silva Valley Pkwy/Allegheny Rd
SPECIFIC LOCATION: 0 ft from
CITY/STATE: El Dorado Hills, CA

QC JOB #: 12004736
DIRECTION: EB/WB
DATE: May 03 2014

Start Time	Motor-cycles	Cars & Trailer	2 Axle Long	Buses	2 Axle 6 Tire	3 Axle Single	4 Axle Single	<5 Axle Double	5 Axle Double	>6 Axle Double	<6 Axle Multi	6 Axle Multi	>6 Axle Multi	Not Classified	Total
12:00 AM	0	90	19	1	4	0	0	0	0	0	0	0	0	6	120
1:00 AM	1	70	5	0	4	0	0	0	0	0	0	0	0	1	81
2:00 AM	0	28	8	0	1	0	0	0	0	0	0	0	0	3	40
3:00 AM	0	33	5	0	1	0	0	0	0	0	0	0	0	2	41
4:00 AM	0	28	6	1	2	0	0	0	0	0	0	0	0	0	37
5:00 AM	0	64	12	0	6	0	0	0	0	0	0	0	0	4	86
6:00 AM	3	159	56	0	13	1	0	8	0	0	0	0	0	16	256
7:00 AM	12	308	108	0	30	1	1	3	0	0	0	0	0	39	502
8:00 AM	21	451	137	0	24	1	0	5	0	0	0	0	0	110	749
9:00 AM	6	530	165	2	32	1	0	8	0	0	0	0	0	118	862
10:00 AM	15	559	172	2	29	6	0	9	2	1	0	0	0	154	949
11:00 AM	22	587	157	1	27	2	0	10	1	0	0	0	0	156	963
12:00 PM	17	570	149	3	20	5	0	4	0	0	0	0	0	177	945
1:00 PM	29	759	163	1	31	6	0	7	0	1	1	1	0	155	1154
2:00 PM	24	611	155	0	27	3	1	1	0	0	0	0	0	184	1006
3:00 PM	18	656	171	1	31	3	0	5	1	1	0	0	0	162	1049
4:00 PM	20	687	163	1	24	2	0	5	0	0	0	0	0	178	1080
5:00 PM	15	710	179	2	29	2	0	5	0	0	0	0	0	140	1082
6:00 PM	13	605	142	0	24	1	0	5	0	0	0	0	0	84	874
7:00 PM	18	537	116	0	24	0	0	2	0	0	0	0	0	52	749
8:00 PM	6	458	107	1	17	0	0	3	0	0	0	0	0	20	612
9:00 PM	7	388	89	1	15	0	0	1	0	0	0	0	0	19	520
10:00 PM	3	302	77	0	18	1	0	0	0	0	0	0	0	5	406
11:00 PM	0	241	49	3	9	0	0	0	0	0	0	0	0	3	305
Day Total	250	9431	2410	20	442	35	2	81	4	3	1	1	0	1788	14468
Percent	1.7%	65.2%	16.7%	0.1%	3.1%	0.2%	0.0%	0.6%	0.0%	0.0%	0.0%	0.0%	0.0%	12.4%	
ADT 14468															
AM Peak Volume	11:00 AM	11:00 AM	10:00 AM	9:00 AM	9:00 AM	10:00 AM	7:00 AM	11:00 AM	10:00 AM	10:00 AM				11:00 AM	11:00 AM
	22	587	172	2	32	6	1	10	2	1				156	963
PM Peak Volume	1:00 PM	1:00 PM	5:00 PM	12:00 PM	1:00 PM	1:00 PM	2:00 PM	1:00 PM	3:00 PM	1:00 PM	1:00 PM	1:00 PM		2:00 PM	1:00 PM
	29	759	179	3	31	6	1	7	1	1	1	1		184	1154

Comments:

LOCATION: 4. El Dorado Hills Blvd/Salmon Falls Rd to Silva Valley Pkwy/Allegheny Rd SPECIFIC LOCATION: 0 ft from CITY/STATE: El Dorado Hills, CA														QC JOB #: 12004736 DIRECTION: EB/WB DATE: May 04 2014	
Start Time	Motor-cycles	Cars & Trailer	2 Axle Long	Buses	2 Axle 6 Tire	3 Axle Single	4 Axle Single	<5 Axle Double	5 Axle Double	>6 Axle Double	<6 Axle Multi	6 Axle Multi	>6 Axle Multi	Not Classified	Total
12:00 AM	0	153	34	0	4	0	0	1	0	0	0	0	0	3	195
1:00 AM	1	97	25	2	2	0	0	0	0	0	0	0	0	1	128
2:00 AM	0	56	9	0	0	0	0	0	0	0	0	0	0	1	66
3:00 AM	0	30	4	0	1	0	0	0	0	0	0	0	0	2	37
4:00 AM	0	39	8	0	3	0	0	0	0	0	0	0	0	1	51
5:00 AM	0	71	16	0	10	0	0	1	0	0	0	0	0	1	99
6:00 AM	2	157	43	0	15	0	0	5	0	0	0	0	0	3	225
7:00 AM	5	263	71	0	27	0	0	1	0	0	0	0	0	17	384
8:00 AM	8	356	106	0	34	0	0	2	0	0	0	0	0	45	551
9:00 AM	8	501	114	1	33	1	0	4	1	0	0	0	0	79	742
10:00 AM	9	494	141	0	25	1	0	3	0	0	0	0	0	96	769
11:00 AM	24	590	164	3	40	0	0	6	0	0	0	0	0	128	955
12:00 PM	18	614	150	0	20	2	0	3	0	0	0	0	0	143	950
1:00 PM	21	673	171	0	20	3	0	4	0	0	0	0	0	142	1034
2:00 PM	24	632	159	2	29	1	0	5	0	0	0	0	0	144	996
3:00 PM	24	632	187	2	26	2	0	4	1	0	1	0	0	120	999
4:00 PM	18	678	170	0	34	0	0	7	0	0	0	0	0	104	1011
5:00 PM	11	659	147	0	23	1	0	4	0	0	0	0	0	101	946
6:00 PM	7	510	151	0	22	1	0	2	0	0	0	0	0	44	737
7:00 PM	9	483	125	0	29	3	0	3	0	0	0	0	0	30	682
8:00 PM	4	361	110	1	21	0	0	2	0	0	0	0	0	24	523
9:00 PM	1	292	61	1	18	0	0	1	0	0	0	0	0	6	380
10:00 PM	0	167	36	2	7	0	0	0	0	0	0	0	0	4	216
11:00 PM	0	78	12	0	2	0	0	0	0	0	0	0	0	0	92
Day Total	194	8586	2214	14	445	15	0	58	2	0	1	0	0	1239	12768
Percent	1.5%	67.2%	17.3%	0.1%	3.5%	0.1%	0.0%	0.5%	0.0%	0.0%	0.0%	0.0%	0.0%	9.7%	
ADT 12768															
AM Peak	11:00 AM	11:00 AM	11:00 AM	11:00 AM	11:00 AM	9:00 AM		11:00 AM	9:00 AM					11:00 AM	11:00 AM
Volume	24	590	164	3	40	1		6	1					128	955
PM Peak	2:00 PM	4:00 PM	3:00 PM	2:00 PM	4:00 PM	1:00 PM		4:00 PM	3:00 PM		3:00 PM			2:00 PM	1:00 PM
Volume	24	678	187	2	34	3		7	1		1			144	1034
<i>Comments:</i>															

LOCATION: 4. El Dorado Hills Blvd/Salmon Falls Rd to Silva Valley Pkwy/Allegheny Rd
SPECIFIC LOCATION: 0 ft from
CITY/STATE: El Dorado Hills, CA

QC JOB #: 12004736
DIRECTION: EB/WB
DATE: May 05 2014

Start Time	Motor-cycles	Cars & Trailer	2 Axle Long	Buses	2 Axle 6 Tire	3 Axle Single	4 Axle Single	<5 Axle Double	5 Axle Double	>6 Axle Double	<6 Axle Multi	6 Axle Multi	>6 Axle Multi	Not Classified	Total
12:00 AM	0	45	5	0	2	0	0	1	0	0	0	0	0	0	53
1:00 AM	0	22	5	0	1	0	0	0	0	0	0	0	0	0	28
2:00 AM	0	16	6	0	1	0	0	1	0	0	0	0	0	0	24
3:00 AM	0	21	9	0	1	0	0	0	0	0	0	0	0	1	32
4:00 AM	0	41	16	0	6	0	0	1	0	0	0	0	0	0	64
5:00 AM	1	179	56	0	25	0	0	0	0	0	0	0	0	5	266
6:00 AM	0	332	116	1	53	2	0	5	0	0	0	0	0	46	555
7:00 AM	6	547	160	6	40	5	0	3	0	2	0	0	0	145	914
8:00 AM	5	510	139	1	25	1	0	6	0	0	1	0	0	183	871
9:00 AM	5	447	157	6	28	5	0	11	3	0	0	0	0	79	741
10:00 AM	8	471	147	0	30	1	0	3	1	0	0	0	0	74	735
11:00 AM	6	537	170	4	41	1	0	6	0	1	0	0	0	98	864
12:00 PM	6	558	148	3	32	2	0	9	0	0	0	0	0	98	856
1:00 PM	9	545	181	4	36	2	0	9	0	0	0	0	0	120	906
2:00 PM	1	581	204	8	40	3	0	5	0	0	1	0	0	147	990
3:00 PM	9	595	189	0	41	0	0	6	0	0	0	0	0	126	966
4:00 PM	6	695	210	0	42	2	0	6	0	0	0	0	0	160	1121
5:00 PM	4	697	199	1	39	2	0	5	0	0	0	0	0	185	1132
6:00 PM	7	637	164	1	36	1	0	4	0	0	0	0	0	102	952
7:00 PM	4	586	116	0	23	1	0	2	1	0	0	0	0	41	774
8:00 PM	5	418	97	0	14	0	0	2	0	0	0	0	0	34	570
9:00 PM	1	285	72	0	11	1	0	0	1	0	0	0	0	7	378
10:00 PM	0	172	29	0	5	0	0	0	0	0	0	0	0	3	209
11:00 PM	0	88	16	0	1	0	0	1	0	0	0	0	0	1	107
Day Total	83	9025	2611	35	573	29	0	86	6	3	2	0	0	1655	14108
Percent	0.6%	64.0%	18.5%	0.2%	4.1%	0.2%	0.0%	0.6%	0.0%	0.0%	0.0%	0.0%	0.0%	11.7%	
ADT 14108															
AM Peak	10:00 AM	7:00 AM	11:00 AM	7:00 AM	6:00 AM	7:00 AM		9:00 AM	9:00 AM	7:00 AM	8:00 AM			8:00 AM	7:00 AM
Volume	8	547	170	6	53	5		11	3	2	1			183	914
PM Peak	1:00 PM	5:00 PM	4:00 PM	2:00 PM	4:00 PM	2:00 PM		12:00 PM	7:00 PM		2:00 PM			5:00 PM	5:00 PM
Volume	9	697	210	8	42	3		9	1		1			185	1132

Comments:

LOCATION: 4. El Dorado Hills Blvd/Salmon Falls Rd to Silva Valley Pkwy/Allegheny Rd
SPECIFIC LOCATION: 0 ft from
CITY/STATE: El Dorado Hills, CA

QC JOB #: 12004736
DIRECTION: EB/WB
DATE: May 06 2014

Start Time	Motor-cycles	Cars & Trailer	2 Axle Long	Buses	2 Axle 6 Tire	3 Axle Single	4 Axle Single	<5 Axle Double	5 Axle Double	>6 Axle Double	<6 Axle Multi	6 Axle Multi	>6 Axle Multi	Not Classified	Total
12:00 AM	0	47	6	0	1	0	0	0	0	0	0	0	0	0	54
1:00 AM	0	21	6	0	1	0	0	0	0	0	0	0	0	0	28
2:00 AM	0	19	4	0	2	0	0	0	0	0	0	0	0	0	25
3:00 AM	0	23	3	0	1	0	0	1	0	0	0	0	0	1	29
4:00 AM	0	53	22	0	10	0	0	0	0	0	0	0	0	0	85
5:00 AM	1	173	43	0	21	1	0	0	0	0	0	0	0	3	242
6:00 AM	2	367	136	2	53	1	0	2	1	0	0	0	0	47	611
7:00 AM	6	587	170	4	47	3	0	11	0	0	0	1	0	157	986
8:00 AM	7	489	151	3	36	0	0	6	1	1	0	0	0	152	846
9:00 AM	6	462	156	6	27	1	0	2	0	0	0	0	0	78	738
10:00 AM	6	435	183	2	35	2	0	7	0	0	0	0	0	85	755
11:00 AM	5	465	146	1	42	0	0	9	0	0	0	0	0	78	746
12:00 PM	7	538	163	5	35	2	0	4	0	0	0	0	0	88	842
1:00 PM	10	546	148	4	35	3	0	2	0	0	0	0	0	97	845
2:00 PM	5	583	169	2	37	0	0	4	0	0	1	0	0	117	918
3:00 PM	8	640	185	2	43	1	0	8	0	0	0	0	0	171	1058
4:00 PM	11	612	201	2	49	1	0	7	0	0	0	0	0	146	1029
5:00 PM	17	729	186	0	41	0	0	9	0	0	0	0	0	203	1185
6:00 PM	7	665	160	0	24	1	0	0	0	0	0	0	0	99	956
7:00 PM	3	558	151	1	17	0	0	2	0	0	0	0	0	64	796
8:00 PM	3	500	138	0	25	0	0	2	0	0	0	0	0	26	694
9:00 PM	1	353	78	0	10	0	0	0	0	0	0	0	0	16	458
10:00 PM	2	194	52	0	9	0	0	0	0	0	0	0	0	1	258
11:00 PM	0	104	17	1	4	0	0	1	0	0	0	0	0	0	127
Day Total	107	9163	2674	35	605	16	0	77	2	1	1	1	0	1629	14311
Percent	0.7%	64.0%	18.7%	0.2%	4.2%	0.1%	0.0%	0.5%	0.0%	0.0%	0.0%	0.0%	0.0%	11.4%	

ADT 14311	
------------------	--

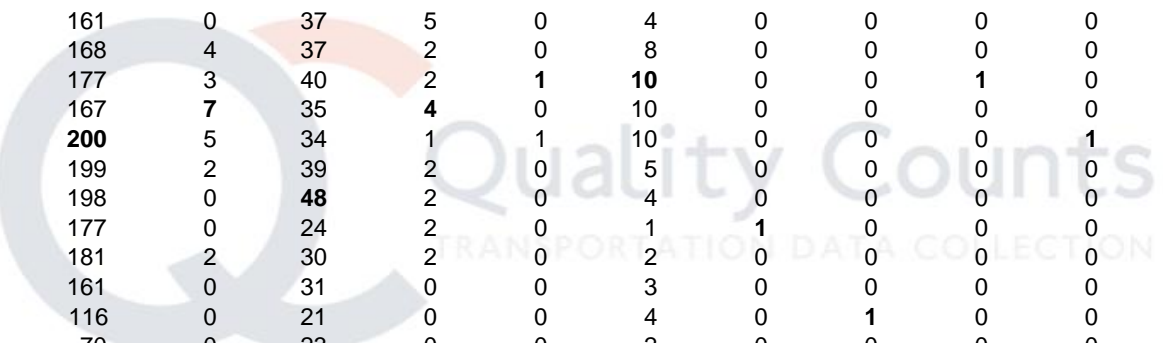
AM Peak Volume	8:00 AM	7:00 AM	10:00 AM	9:00 AM	6:00 AM	7:00 AM		7:00 AM	6:00 AM	8:00 AM		7:00 AM		7:00 AM	7:00 AM
PM Peak Volume	5:00 PM	5:00 PM	4:00 PM	12:00 PM	4:00 PM	1:00 PM		5:00 PM			2:00 PM			5:00 PM	5:00 PM
	7	587	183	6	53	3		11	1	1		1		157	986
	17	729	201	5	49	3		9			1			203	1185

Comments:

LOCATION: 4. El Dorado Hills Blvd/Salmon Falls Rd to Silva Valley Pkwy/Allegheny Rd
SPECIFIC LOCATION: 0 ft from
CITY/STATE: El Dorado Hills, CA

QC JOB #: 12004736
DIRECTION: EB/WB
DATE: May 07 2014

Start Time	Motor-cycles	Cars & Trailer	2 Axle Long	Buses	2 Axle 6 Tire	3 Axle Single	4 Axle Single	<5 Axle Double	5 Axle Double	>6 Axle Double	<6 Axle Multi	6 Axle Multi	>6 Axle Multi	Not Classified	Total
12:00 AM	0	56	10	0	1	0	0	0	0	0	0	0	0	0	67
1:00 AM	1	28	3	0	3	0	0	1	0	0	0	0	0	0	36
2:00 AM	0	25	2	0	1	0	0	0	0	0	0	0	0	0	28
3:00 AM	0	32	8	0	0	0	0	0	0	0	0	0	0	1	41
4:00 AM	0	47	18	0	5	0	0	0	1	0	0	0	0	1	72
5:00 AM	3	135	49	0	25	5	0	1	0	0	0	0	0	3	221
6:00 AM	9	369	130	3	47	0	0	8	0	0	0	0	0	65	631
7:00 AM	9	593	172	7	46	3	0	0	1	0	0	0	0	142	973
8:00 AM	5	604	166	4	26	4	0	9	0	0	0	0	0	156	974
9:00 AM	8	498	176	3	41	4	2	4	0	0	0	0	0	76	812
10:00 AM	6	477	161	0	37	5	0	4	0	0	0	0	0	80	770
11:00 AM	15	517	168	4	37	2	0	8	0	0	0	0	0	77	828
12:00 PM	8	566	177	3	40	2	1	10	0	0	1	0	0	92	900
1:00 PM	13	582	167	7	35	4	0	10	0	0	0	0	0	105	923
2:00 PM	7	621	200	5	34	1	1	10	0	0	0	1	0	116	996
3:00 PM	8	645	199	2	39	2	0	5	0	0	0	0	0	154	1054
4:00 PM	10	654	198	0	48	2	0	4	0	0	0	0	0	135	1051
5:00 PM	7	669	177	0	24	2	0	1	1	0	0	0	0	182	1063
6:00 PM	8	702	181	2	30	2	0	2	0	0	0	0	0	116	1043
7:00 PM	8	590	161	0	31	0	0	3	0	0	0	0	0	47	840
8:00 PM	3	486	116	0	21	0	0	4	0	1	0	0	0	15	646
9:00 PM	2	358	70	0	23	0	0	2	0	0	0	0	0	13	468
10:00 PM	0	174	34	0	6	0	0	0	0	0	0	0	0	8	222
11:00 PM	0	83	22	0	5	0	0	2	0	0	0	0	0	0	112
Day Total	130	9511	2765	40	605	38	4	88	3	1	1	1	0	1584	14771
Percent	0.9%	64.4%	18.7%	0.3%	4.1%	0.3%	0.0%	0.6%	0.0%	0.0%	0.0%	0.0%	0.0%	10.7%	



ADT 14771	
---------------------	--

AM Peak	11:00 AM	8:00 AM	9:00 AM	7:00 AM	6:00 AM	5:00 AM	9:00 AM	8:00 AM	4:00 AM					8:00 AM	8:00 AM
Volume	15	604	176	7	47	5	2	9	1					156	974
PM Peak	1:00 PM	6:00 PM	2:00 PM	1:00 PM	4:00 PM	1:00 PM	12:00 PM	12:00 PM	5:00 PM	8:00 PM	12:00 PM	2:00 PM		5:00 PM	5:00 PM
Volume	13	702	200	7	48	4	1	10	1	1	1	1		182	1063

Comments:

LOCATION: 4. El Dorado Hills Blvd/Salmon Falls Rd to Silva Valley Pkwy/Allegheny Rd SPECIFIC LOCATION: 0 ft from CITY/STATE: El Dorado Hills, CA														QC JOB #: 12004736 DIRECTION: EB/WB DATE: May 08 2014	
Start Time	Motor-cycles	Cars & Trailer	2 Axle Long	Buses	2 Axle 6 Tire	3 Axle Single	4 Axle Single	<5 Axle Double	5 Axle Double	>6 Axle Double	<6 Axle Multi	6 Axle Multi	>6 Axle Multi	Not Classified	Total
12:00 AM	0	49	10	0	2	0	0	0	0	0	0	0	0	0	61
1:00 AM	0	27	9	0	1	0	0	0	0	0	0	0	0	0	37
2:00 AM	0	17	8	0	0	0	0	0	0	0	0	0	0	1	26
3:00 AM	0	27	7	0	2	0	0	0	0	0	0	0	0	0	36
4:00 AM	0	43	23	0	5	0	0	0	0	0	0	0	0	1	72
5:00 AM	0	159	52	0	37	1	0	0	0	0	0	0	0	2	251
6:00 AM	3	349	131	3	38	0	0	6	0	0	0	0	0	45	575
7:00 AM	5	586	179	4	37	0	0	3	1	0	0	0	0	152	967
8:00 AM	3	529	172	4	33	1	0	4	0	0	1	0	0	150	897
9:00 AM	6	459	179	3	28	3	0	11	0	0	0	0	0	86	775
10:00 AM	9	522	118	4	38	0	0	6	0	0	1	0	0	81	779
11:00 AM	12	512	174	3	27	3	0	8	1	0	0	0	0	87	827
12:00 PM	6	561	169	2	32	1	0	5	1	0	0	0	0	95	872
1:00 PM	5	504	174	4	27	2	0	4	2	0	0	0	0	93	815
2:00 PM	6	563	175	6	38	1	0	4	1	0	0	0	0	129	923
3:00 PM	8	615	191	2	39	3	1	6	1	0	0	0	0	159	1025
4:00 PM	13	695	214	1	50	3	0	2	0	0	0	0	0	172	1150
5:00 PM	13	696	161	1	31	4	0	6	0	0	0	0	0	198	1110
6:00 PM	5	675	145	1	35	1	0	7	0	0	0	0	0	125	994
7:00 PM	5	601	162	0	28	0	0	3	0	0	0	0	0	49	848
8:00 PM	1	477	105	0	19	0	0	4	0	0	0	0	0	21	627
9:00 PM	1	376	67	1	14	0	0	1	0	0	0	0	0	9	469
10:00 PM	1	199	37	0	14	0	0	0	0	0	0	0	0	2	253
11:00 PM	3	91	14	0	2	0	0	0	0	0	0	0	0	0	110
Day Total	105	9332	2676	39	577	23	1	80	7	0	2	0	0	1657	14499
Percent	0.7%	64.4%	18.5%	0.3%	4.0%	0.2%	0.0%	0.6%	0.0%	0.0%	0.0%	0.0%	0.0%	11.4%	
ADT 14499															
AM Peak Volume	11:00 AM	7:00 AM	7:00 AM	7:00 AM	6:00 AM	9:00 AM		9:00 AM	7:00 AM		8:00 AM			7:00 AM	7:00 AM
PM Peak Volume	4:00 PM	5:00 PM	4:00 PM	2:00 PM	4:00 PM	5:00 PM	3:00 PM	6:00 PM	1:00 PM					5:00 PM	4:00 PM
	12	586	179	4	38	3		11	1		1			152	967
	13	696	214	6	50	4	1	7	2					198	1150

Comments:

LOCATION: 4. El Dorado Hills Blvd/Salmon Falls Rd to Silva Valley Pkwy/Allegheny Rd SPECIFIC LOCATION: 0 ft from CITY/STATE: El Dorado Hills, CA														QC JOB #: 12004736 DIRECTION: EB/WB DATE: May 09 2014	
Start Time	Motor-cycles	Cars & Trailer	2 Axle Long	Buses	2 Axle 6 Tire	3 Axle Single	4 Axle Single	<5 Axle Double	5 Axle Double	>6 Axle Double	<6 Axle Multi	6 Axle Multi	>6 Axle Multi	Not Classified	Total
12:00 AM	0	52	15	0	3	0	0	1	0	0	0	0	0	0	71
1:00 AM	0	20	5	0	1	0	0	0	0	0	0	0	0	0	26
2:00 AM	0	26	5	0	3	0	0	0	0	0	0	0	0	0	34
3:00 AM	0	19	7	0	1	0	0	0	0	0	0	0	0	1	28
4:00 AM	0	42	20	0	7	0	0	0	0	0	0	0	0	0	69
5:00 AM	0	154	45	0	18	0	0	2	0	0	0	0	0	4	223
6:00 AM	6	349	137	1	41	1	1	4	0	0	0	0	0	30	570
7:00 AM	12	570	178	5	38	1	0	4	0	0	0	0	0	141	949
8:00 AM	10	460	151	4	27	1	0	3	0	0	0	0	0	159	815
9:00 AM	6	481	166	6	39	1	0	5	1	1	0	0	0	85	791
10:00 AM	7	514	182	3	34	2	0	7	0	0	0	0	0	82	831
11:00 AM	9	509	167	2	34	5	0	9	0	0	0	0	0	120	855
12:00 PM	9	503	171	3	24	0	0	8	0	0	0	1	0	117	836
1:00 PM	12	595	189	6	35	3	0	5	0	0	0	0	0	133	978
2:00 PM	10	568	163	4	34	3	0	3	0	0	0	0	1	180	966
3:00 PM	11	547	137	4	38	2	1	7	0	0	0	0	0	187	934
4:00 PM	15	711	210	3	33	1	0	5	0	0	0	0	0	181	1159
5:00 PM	17	662	177	0	28	0	0	4	0	0	1	0	0	212	1101
6:00 PM	2	655	148	0	33	1	0	4	0	0	0	0	0	136	979
7:00 PM	11	576	157	0	24	1	0	2	0	0	0	0	0	57	828
8:00 PM	11	547	123	0	19	1	0	3	0	0	0	0	0	47	751
9:00 PM	2	496	115	0	15	1	0	1	0	0	0	0	0	15	645
10:00 PM	0	330	84	0	24	0	0	0	0	0	0	0	0	18	456
11:00 PM	1	202	48	0	7	0	0	1	0	0	0	0	0	9	268
Day Total	151	9588	2800	41	560	24	2	78	1	1	1	1	1	1914	15163
Percent	1.0%	63.2%	18.5%	0.3%	3.7%	0.2%	0.0%	0.5%	0.0%	0.0%	0.0%	0.0%	0.0%	12.6%	
ADT 15163															
AM Peak Volume	7:00 AM	7:00 AM	10:00 AM	9:00 AM	6:00 AM	11:00 AM	6:00 AM	11:00 AM	9:00 AM	9:00 AM				8:00 AM	7:00 AM
	12	570	182	6	41	5	1	9	1	1				159	949
PM Peak Volume	5:00 PM	4:00 PM	4:00 PM	1:00 PM	3:00 PM	1:00 PM	3:00 PM	12:00 PM			5:00 PM	12:00 PM	2:00 PM	5:00 PM	4:00 PM
	17	711	210	6	38	3	1	8			1	1	1	212	1159
<i>Comments:</i>															

LOCATION: 4. El Dorado Hills Blvd/Salmon Falls Rd to Silva Valley Pkwy/Allegheny Rd													QC JOB #: 12004736		
SPECIFIC LOCATION: 0 ft from													DIRECTION: EB/WB		
CITY/STATE: El Dorado Hills, CA													DATE: May 03 2014 - May 09 2014		
Start Time	Motor-cycles	Cars & Trailer	2 Axle Long	Buses	2 Axle 6 Tire	3 Axle Single	4 Axle Single	<5 Axle Double	5 Axle Double	>6 Axle Double	<6 Axle Multi	6 Axle Multi	>6 Axle Multi	Not Classified	Total
Grand Total	1020	64636	18150	224	3807	180	9	548	25	9	9	4	1	11466	100088
Percent	1.0%	64.6%	18.1%	0.2%	3.8%	0.2%	0.0%	0.5%	0.0%	0.0%	0.0%	0.0%	0.0%	11.5%	
ADT 14298															
<i>Comments:</i>															

Report generated on 6/10/2014 9:49 AM

SOURCE: Quality Counts, LLC (<http://www.qualitycounts.net>)



LOCATION: 4. El Dorado Hills Blvd/Salmon Falls Rd to Silva Valley Pkwy/Allegheny Rd SPECIFIC LOCATION: 0 ft from CITY/STATE: El Dorado Hills, CA											QC JOB #: 12004736 DIRECTION: EB/WB DATE: May 03 2014		
Start Time	1 39	40 45	46 48	49 51	52 54	55 57	58 60	61 63	64 66	67 9999	Total	Pace Speed	Number in Pace
12:00 AM	42	28	16	13	13	4	3	1	0	0	120	40-49	48
1:00 AM	13	12	14	10	16	4	2	4	3	3	81	45-54	42
2:00 AM	8	5	8	5	7	2	4	0	1	0	40	46-55	20
3:00 AM	11	2	6	7	5	4	5	0	1	0	41	46-55	19
4:00 AM	7	5	1	5	11	2	1	1	3	1	37	49-58	18
5:00 AM	31	10	13	12	7	5	3	1	3	1	86	46-55	33
6:00 AM	132	55	23	22	11	7	3	1	1	1	256	40-49	85
7:00 AM	345	87	27	27	10	5	0	1	0	0	502	40-49	123
8:00 AM	578	104	31	20	11	4	1	0	0	0	749	36-45	163
9:00 AM	707	100	36	12	5	2	0	0	0	0	862	30-39	181
10:00 AM	821	80	32	13	2	0	1	0	0	0	949	30-39	210
11:00 AM	808	110	25	9	9	2	0	0	0	0	963	30-39	207
12:00 PM	810	103	16	8	6	1	0	0	0	1	945	30-39	207
1:00 PM	936	178	24	8	5	2	0	1	0	0	1154	36-45	274
2:00 PM	733	198	52	18	4	1	0	0	0	0	1006	36-45	273
3:00 PM	829	167	33	14	5	1	0	0	0	0	1049	36-45	252
4:00 PM	864	174	32	6	3	0	0	0	1	0	1080	36-45	262
5:00 PM	770	215	66	21	7	3	0	0	0	0	1082	39-48	300
6:00 PM	611	192	47	16	7	0	1	0	0	0	874	39-48	254
7:00 PM	492	163	60	24	5	3	1	1	0	0	749	39-48	235
8:00 PM	355	158	60	25	11	2	1	0	0	0	612	39-48	227
9:00 PM	298	140	46	21	11	1	1	1	1	0	520	39-48	193
10:00 PM	196	88	45	44	24	7	1	1	0	0	406	42-51	147
11:00 PM	143	71	40	24	18	7	1	1	0	0	305	40-49	119
Day Total	10540	2445	753	384	213	69	29	14	14	7	14468	36-45	3526
Percent	72.9%	16.9%	5.2%	2.7%	1.5%	0.5%	0.2%	0.1%	0.1%	0.0%			
ADT 14468													
AM Peak Volume	10:00 AM	11:00 AM	9:00 AM	7:00 AM	1:00 AM	6:00 AM	3:00 AM	1:00 AM	1:00 AM	1:00 AM	11:00 AM		
	821	110	36	27	16	7	5	4	3	3	963		
PM Peak Volume	1:00 PM	5:00 PM	5:00 PM	10:00 PM	10:00 PM	10:00 PM	6:00 PM	1:00 PM	4:00 PM	12:00 PM	1:00 PM		
	936	215	66	44	24	7	1	1	1	1	1154		
<i>Comments:</i>													

LOCATION: 4. El Dorado Hills Blvd/Salmon Falls Rd to Silva Valley Pkwy/Allegheny Rd SPECIFIC LOCATION: 0 ft from CITY/STATE: El Dorado Hills, CA											QC JOB #: 12004736 DIRECTION: EB/WB DATE: May 04 2014		
Start Time	1 39	40 45	46 48	49 51	52 54	55 57	58 60	61 63	64 66	67 9999	Total	Pace Speed	Number in Pace
12:00 AM	55	48	41	26	14	7	4	0	0	0	195	42-51	98
1:00 AM	44	32	17	17	12	2	3	0	0	1	128	42-51	55
2:00 AM	23	16	4	6	7	6	1	2	1	0	66	40-49	22
3:00 AM	14	7	8	1	0	4	1	1	0	1	37	40-49	15
4:00 AM	10	11	4	12	6	3	3	1	0	1	51	45-54	23
5:00 AM	23	15	17	21	6	8	6	3	0	0	99	42-51	48
6:00 AM	75	39	19	32	23	20	7	3	4	3	225	48-57	81
7:00 AM	213	70	46	28	18	8	0	1	0	0	384	40-49	125
8:00 AM	411	63	34	17	16	9	1	0	0	0	551	39-48	107
9:00 AM	565	115	32	16	9	2	2	0	1	0	742	36-45	172
10:00 AM	615	105	32	13	4	0	0	0	0	0	769	36-45	168
11:00 AM	773	131	39	9	1	0	0	1	1	0	955	36-45	210
12:00 PM	762	138	38	8	4	0	0	0	0	0	950	36-45	216
1:00 PM	785	173	52	19	2	2	1	0	0	0	1034	36-45	253
2:00 PM	766	168	46	10	5	0	0	0	1	0	996	36-45	246
3:00 PM	765	156	45	26	4	3	0	0	0	0	999	36-45	234
4:00 PM	726	206	50	19	10	0	0	0	0	0	1011	36-45	280
5:00 PM	658	201	51	24	6	4	1	0	0	0	946	39-48	268
6:00 PM	462	155	62	36	18	4	0	0	0	0	737	40-49	229
7:00 PM	427	139	68	26	19	3	0	0	0	0	682	39-48	217
8:00 PM	311	102	58	37	9	5	1	0	0	0	523	40-49	172
9:00 PM	181	85	50	31	17	7	6	1	2	0	380	40-49	145
10:00 PM	74	36	39	28	24	12	2	0	0	1	216	45-54	97
11:00 PM	24	14	17	15	11	7	4	0	0	0	92	46-55	45
Day Total	8762	2225	869	477	245	116	43	14	10	7	12768	39-48	3318
Percent	68.6%	17.4%	6.8%	3.7%	1.9%	0.9%	0.3%	0.1%	0.1%	0.1%			
ADT 12768													
AM Peak Volume	11:00 AM	11:00 AM	7:00 AM	6:00 AM	6:00 AM	6:00 AM	6:00 AM	5:00 AM	6:00 AM	6:00 AM	11:00 AM		
	773	131	46	32	23	20	7	3	4	3	955		
PM Peak Volume	1:00 PM	4:00 PM	7:00 PM	8:00 PM	10:00 PM	10:00 PM	9:00 PM	5:00 PM	9:00 PM	10:00 PM	1:00 PM		
	785	206	68	37	24	12	6	1	2	1	1034		
<i>Comments:</i>													

LOCATION: 4. El Dorado Hills Blvd/Salmon Falls Rd to Silva Valley Pkwy/Allegheny Rd SPECIFIC LOCATION: 0 ft from CITY/STATE: El Dorado Hills, CA											QC JOB #: 12004736 DIRECTION: EB/WB DATE: May 05 2014		
Start Time	1 39	40 45	46 48	49 51	52 54	55 57	58 60	61 63	64 66	67 9999	Total	Pace Speed	Number in Pace
12:00 AM	10	6	9	10	9	4	3	1	1	0	53	46-55	29
1:00 AM	4	6	2	5	3	1	5	0	1	1	28	42-51	11
2:00 AM	5	3	4	6	3	2	0	1	0	0	24	47-56	13
3:00 AM	8	1	4	7	4	4	1	1	1	1	32	48-57	16
4:00 AM	8	9	7	13	9	9	4	3	1	1	64	48-57	33
5:00 AM	105	36	49	27	24	16	7	2	0	0	266	45-54	106
6:00 AM	384	79	42	32	12	1	3	2	0	0	555	40-49	131
7:00 AM	777	97	23	13	2	2	0	0	0	0	914	30-39	199
8:00 AM	773	65	20	10	3	0	0	0	0	0	871	30-39	198
9:00 AM	581	83	39	29	6	1	1	0	0	1	741	30-39	148
10:00 AM	546	113	43	23	9	1	0	0	0	0	735	39-48	170
11:00 AM	681	109	49	18	4	2	0	1	0	0	864	36-45	178
12:00 PM	598	165	52	25	10	2	2	2	0	0	856	39-48	232
1:00 PM	711	135	37	18	5	0	0	0	0	0	906	36-45	207
2:00 PM	804	154	22	6	3	0	0	1	0	0	990	36-45	236
3:00 PM	731	169	43	15	6	2	0	0	0	0	966	36-45	243
4:00 PM	849	204	43	16	7	1	1	0	0	0	1121	36-45	291
5:00 PM	901	188	26	11	4	1	0	0	0	1	1132	36-45	280
6:00 PM	637	211	61	29	9	4	0	0	0	1	952	39-48	288
7:00 PM	534	154	49	25	9	3	0	0	0	0	774	39-48	216
8:00 PM	317	164	53	26	8	2	0	0	0	0	570	40-49	225
9:00 PM	191	113	43	17	11	3	0	0	0	0	378	40-49	161
10:00 PM	88	46	28	24	19	3	1	0	0	0	209	42-51	82
11:00 PM	34	14	19	19	10	4	4	2	0	1	107	45-54	50
Day Total	10277	2324	767	424	189	68	32	16	4	7	14108	36-45	3378
Percent	72.8%	16.5%	5.4%	3.0%	1.3%	0.5%	0.2%	0.1%	0.0%	0.0%			
ADT 14108													
AM Peak Volume	7:00 AM	10:00 AM	5:00 AM	6:00 AM	5:00 AM	5:00 AM	5:00 AM	4:00 AM	12:00 AM	1:00 AM	7:00 AM		
	777	113	49	32	24	16	7	3	1	1	914		
PM Peak Volume	5:00 PM	6:00 PM	6:00 PM	6:00 PM	10:00 PM	6:00 PM	11:00 PM	12:00 PM		5:00 PM	5:00 PM		
	901	211	61	29	19	4	4	2		1	1132		
<i>Comments:</i>													

LOCATION: 4. El Dorado Hills Blvd/Salmon Falls Rd to Silva Valley Pkwy/Allegheny Rd SPECIFIC LOCATION: 0 ft from CITY/STATE: El Dorado Hills, CA											QC JOB #: 12004736 DIRECTION: EB/WB DATE: May 06 2014		
Start Time	1 39	40 45	46 48	49 51	52 54	55 57	58 60	61 63	64 66	67 9999	Total	Pace Speed	Number in Pace
12:00 AM	13	14	4	11	5	3	3	0	1	0	54	42-51	24
1:00 AM	7	4	2	2	4	4	2	2	0	1	28	53-62	10
2:00 AM	7	4	1	3	1	4	2	2	0	1	25	54-63	8
3:00 AM	9	3	1	4	4	5	0	0	2	1	29	49-58	13
4:00 AM	24	18	13	9	6	8	5	1	1	0	85	40-49	34
5:00 AM	117	52	27	19	18	5	2	0	2	0	242	40-49	85
6:00 AM	410	94	46	35	17	6	3	0	0	0	611	40-49	151
7:00 AM	880	65	24	8	5	3	0	0	0	1	986	30-39	225
8:00 AM	734	72	23	12	4	1	0	0	0	0	846	30-39	188
9:00 AM	564	112	36	16	7	3	0	0	0	0	738	36-45	169
10:00 AM	561	128	38	22	5	1	0	0	0	0	755	36-45	185
11:00 AM	563	113	37	25	6	1	0	1	0	0	746	36-45	170
12:00 PM	617	136	49	21	13	5	1	0	0	0	842	39-48	200
1:00 PM	617	144	52	20	11	1	0	0	0	0	845	39-48	211
2:00 PM	707	171	31	8	1	0	0	0	0	0	918	36-45	243
3:00 PM	889	139	25	4	1	0	0	0	0	0	1058	36-45	230
4:00 PM	804	168	30	22	5	0	0	0	0	0	1029	36-45	250
5:00 PM	982	154	33	11	1	2	0	1	0	1	1185	36-45	254
6:00 PM	708	183	43	15	3	3	1	0	0	0	956	36-45	255
7:00 PM	521	168	68	29	5	4	1	0	0	0	796	39-48	249
8:00 PM	401	180	63	33	13	4	0	0	0	0	694	40-49	254
9:00 PM	222	109	66	38	13	7	3	0	0	0	458	40-49	187
10:00 PM	101	38	39	29	31	13	6	0	1	0	258	45-54	105
11:00 PM	32	28	16	22	13	9	3	3	1	0	127	43-52	56
Day Total	10490	2297	767	418	192	92	32	10	8	5	14311	36-45	3372
Percent	73.3%	16.1%	5.4%	2.9%	1.3%	0.6%	0.2%	0.1%	0.1%	0.0%			
ADT 14311													
AM Peak Volume	7:00 AM	10:00 AM	6:00 AM	6:00 AM	5:00 AM	4:00 AM	4:00 AM	1:00 AM	3:00 AM	1:00 AM	7:00 AM	986	
PM Peak Volume	5:00 PM	6:00 PM	7:00 PM	9:00 PM	10:00 PM	10:00 PM	10:00 PM	11:00 PM	10:00 PM	5:00 PM	5:00 PM	1185	
<i>Comments:</i>													

LOCATION: 4. El Dorado Hills Blvd/Salmon Falls Rd to Silva Valley Pkwy/Allegheny Rd SPECIFIC LOCATION: 0 ft from CITY/STATE: El Dorado Hills, CA											QC JOB #: 12004736 DIRECTION: EB/WB DATE: May 07 2014		
Start Time	1 39	40 45	46 48	49 51	52 54	55 57	58 60	61 63	64 66	67 9999	Total	Pace Speed	Number in Pace
12:00 AM	11	20	10	11	4	7	2	2	0	0	67	42-51	34
1:00 AM	11	3	2	7	6	2	1	2	1	1	36	49-58	15
2:00 AM	11	1	3	1	3	2	2	3	0	2	28	54-63	8
3:00 AM	9	5	2	2	10	7	3	1	2	0	41	52-61	20
4:00 AM	18	10	9	8	11	8	2	5	1	0	72	47-56	30
5:00 AM	86	38	14	30	16	23	8	4	2	0	221	48-57	73
6:00 AM	460	96	28	25	16	6	0	0	0	0	631	36-45	143
7:00 AM	844	102	22	3	0	1	0	1	0	0	973	30-39	216
8:00 AM	856	88	18	10	1	1	0	0	0	0	974	30-39	219
9:00 AM	653	106	34	12	4	3	0	0	0	0	812	36-45	172
10:00 AM	544	139	55	21	8	2	1	0	0	0	770	39-48	207
11:00 AM	613	139	43	21	6	5	0	1	0	0	828	36-45	201
12:00 PM	634	185	36	28	8	6	2	0	1	0	900	36-45	250
1:00 PM	718	150	29	17	7	2	0	0	0	0	923	36-45	223
2:00 PM	796	141	34	17	6	1	0	0	0	1	996	36-45	222
3:00 PM	872	134	29	15	4	0	0	0	0	0	1054	36-45	223
4:00 PM	813	176	31	23	4	2	2	0	0	0	1051	36-45	259
5:00 PM	911	122	21	5	3	1	0	0	0	0	1063	30-39	233
6:00 PM	751	193	65	27	3	4	0	0	0	0	1043	39-48	277
7:00 PM	553	181	62	29	10	3	1	1	0	0	840	39-48	257
8:00 PM	371	160	68	31	13	2	1	0	0	0	646	40-49	238
9:00 PM	206	101	82	40	27	7	5	0	0	0	468	40-49	196
10:00 PM	75	34	42	22	19	17	6	6	1	0	222	46-55	88
11:00 PM	23	11	26	19	17	7	4	2	0	3	112	46-55	64
Day Total	10839	2335	765	424	206	119	40	28	8	7	14771	36-45	3446
Percent	73.4%	15.8%	5.2%	2.9%	1.4%	0.8%	0.3%	0.2%	0.1%	0.0%			
ADT 14771													
AM Peak Volume	8:00 AM	10:00 AM	10:00 AM	5:00 AM	5:00 AM	5:00 AM	5:00 AM	4:00 AM	3:00 AM	2:00 AM	8:00 AM		
	856	139	55	30	16	23	8	5	2	2	974		
PM Peak Volume	5:00 PM	6:00 PM	9:00 PM	9:00 PM	9:00 PM	10:00 PM	10:00 PM	10:00 PM	12:00 PM	11:00 PM	5:00 PM		
	911	193	82	40	27	17	6	6	1	3	1063		
<i>Comments:</i>													

LOCATION: 4. El Dorado Hills Blvd/Salmon Falls Rd to Silva Valley Pkwy/Allegheny Rd SPECIFIC LOCATION: 0 ft from CITY/STATE: El Dorado Hills, CA											QC JOB #: 12004736 DIRECTION: EB/WB DATE: May 08 2014		
Start Time	1 39	40 45	46 48	49 51	52 54	55 57	58 60	61 63	64 66	67 9999	Total	Pace Speed	Number in Pace
12:00 AM	13	13	7	7	10	3	6	1	1	0	61	45-54	26
1:00 AM	6	3	4	10	5	7	1	1	0	0	37	48-57	23
2:00 AM	7	1	3	2	5	2	2	0	2	2	26	48-57	10
3:00 AM	7	6	9	4	5	4	1	0	0	0	36	46-55	19
4:00 AM	11	9	12	9	13	3	6	3	3	3	72	45-54	35
5:00 AM	86	47	24	33	28	21	10	1	1	0	251	46-55	92
6:00 AM	390	90	44	23	18	8	0	1	1	0	575	39-48	144
7:00 AM	838	82	23	17	4	1	0	1	0	1	967	30-39	214
8:00 AM	760	104	16	10	4	2	0	0	0	1	897	30-39	194
9:00 AM	595	128	28	13	7	4	0	0	0	0	775	36-45	189
10:00 AM	592	110	43	20	10	3	1	0	0	0	779	36-45	170
11:00 AM	624	129	36	21	9	6	1	1	0	0	827	36-45	193
12:00 PM	681	132	28	17	11	3	0	0	0	0	872	36-45	201
1:00 PM	585	170	34	14	6	5	1	0	0	0	815	36-45	229
2:00 PM	696	181	25	11	9	1	0	0	0	0	923	36-45	252
3:00 PM	848	144	21	8	4	0	0	0	0	0	1025	36-45	230
4:00 PM	945	163	23	12	4	3	0	0	0	0	1150	36-45	259
5:00 PM	951	137	11	10	1	0	0	0	0	0	1110	30-39	243
6:00 PM	739	191	44	12	6	0	2	0	0	0	994	36-45	266
7:00 PM	574	200	42	27	5	0	0	0	0	0	848	37-46	258
8:00 PM	378	136	59	33	12	8	1	0	0	0	627	40-49	206
9:00 PM	197	112	77	45	23	12	2	0	0	1	469	40-49	204
10:00 PM	81	56	46	37	17	13	1	1	1	0	253	42-51	120
11:00 PM	26	31	12	17	15	5	1	2	1	0	110	45-54	49
Day Total	10630	2375	671	412	231	114	36	12	10	8	14499	36-45	3465
Percent	73.3%	16.4%	4.6%	2.8%	1.6%	0.8%	0.2%	0.1%	0.1%	0.1%			
ADT 14499													
AM Peak Volume	7:00 AM	11:00 AM	6:00 AM	5:00 AM	5:00 AM	5:00 AM	5:00 AM	4:00 AM	4:00 AM	4:00 AM	7:00 AM		
	838	129	44	33	28	21	10	3	3	3	967		
PM Peak Volume	5:00 PM	7:00 PM	9:00 PM	9:00 PM	9:00 PM	10:00 PM	6:00 PM	11:00 PM	10:00 PM	9:00 PM	4:00 PM		
	951	200	77	45	23	13	2	2	1	1	1150		
<i>Comments:</i>													

LOCATION: 4. El Dorado Hills Blvd/Salmon Falls Rd to Silva Valley Pkwy/Allegheny Rd SPECIFIC LOCATION: 0 ft from CITY/STATE: El Dorado Hills, CA											QC JOB #: 12004736 DIRECTION: EB/WB DATE: May 09 2014			
Start Time	1 39	40 45	46 48	49 51	52 54	55 57	58 60	61 63	64 66	67 9999	Total	Pace Speed	Number in Pace	
12:00 AM	14	10	11	12	10	8	3	2	1	0	71	46-55	35	
1:00 AM	7	5	1	4	2	3	1	2	1	0	26	49-58	9	
2:00 AM	8	4	0	4	4	8	2	1	0	3	34	50-59	16	
3:00 AM	5	4	3	4	4	5	0	2	0	1	28	48-57	14	
4:00 AM	15	9	5	10	2	11	10	4	3	0	69	55-64	26	
5:00 AM	81	46	22	30	24	10	5	2	3	0	223	45-54	83	
6:00 AM	338	111	56	37	17	9	2	0	0	0	570	40-49	179	
7:00 AM	823	98	20	6	1	0	1	0	0	0	949	30-39	211	
8:00 AM	749	44	13	5	3	0	1	0	0	0	815	30-39	192	
9:00 AM	623	119	31	14	1	3	0	0	0	0	791	36-45	182	
10:00 AM	628	124	47	23	8	0	0	1	0	0	831	36-45	188	
11:00 AM	664	130	39	13	7	1	1	0	0	0	855	36-45	198	
12:00 PM	690	85	39	13	8	1	0	0	0	0	836	30-39	176	
1:00 PM	709	202	43	17	5	2	0	0	0	0	978	36-45	274	
2:00 PM	840	97	13	9	7	0	0	0	0	0	966	30-39	215	
3:00 PM	841	73	15	3	2	0	0	0	0	0	934	30-39	215	
4:00 PM	968	138	30	15	8	0	0	0	0	0	1159	30-39	248	
5:00 PM	930	132	23	10	4	1	0	0	0	0	1101	30-39	238	
6:00 PM	726	183	43	15	5	6	1	0	0	0	979	36-45	257	
7:00 PM	605	126	64	16	11	5	1	0	0	0	828	39-48	205	
8:00 PM	521	152	42	24	8	1	2	0	0	1	751	39-48	207	
9:00 PM	368	137	58	52	21	4	3	1	0	1	645	40-49	212	
10:00 PM	268	83	51	34	11	8	1	0	0	0	456	40-49	145	
11:00 PM	99	64	32	35	20	14	3	1	0	0	268	42-51	109	
Day Total	11520	2176	701	405	193	100	38	16	8	6	15163	36-45	3357	
Percent	76.0%	14.4%	4.6%	2.7%	1.3%	0.7%	0.3%	0.1%	0.1%	0.0%				
ADT 15163														
AM Peak Volume	7:00 AM	11:00 AM	6:00 AM	6:00 AM	5:00 AM	4:00 AM	4:00 AM	4:00 AM	4:00 AM	2:00 AM	7:00 AM			
	823	130	56	37	24	11	10	4	3	3	949			
PM Peak Volume	4:00 PM	1:00 PM	7:00 PM	9:00 PM	9:00 PM	11:00 PM	9:00 PM	9:00 PM		8:00 PM	4:00 PM			
	968	202	64	52	21	14	3	1		1	1159			
<i>Comments:</i>														

LOCATION: 4. El Dorado Hills Blvd/Salmon Falls Rd to Silva Valley Pkwy/Allegheny Rd											QC JOB #: 12004736		
SPECIFIC LOCATION: 0 ft from											DIRECTION: EB/WB		
CITY/STATE: El Dorado Hills, CA											DATE: May 03 2014 - May 09 2014		
Start Time	1	40	46	49	52	55	58	61	64	67			
	39	45	48	51	54	57	60	63	66	9999	Total	Pace Speed	Number in Pace
Grand Total	73058	16177	5293	2944	1469	678	250	110	62	47	100088	36-45	23670
Percent	73.0%	16.2%	5.3%	2.9%	1.5%	0.7%	0.2%	0.1%	0.1%	0.0%			
Cumulative Percent	73.0%	89.2%	94.4%	97.4%	98.9%	99.5%	99.8%	99.9%	100.0%	100.0%			
ADT 14298											85th Percentile 43 MPH Mean Speed(Average) 28 MPH Median 26 MPH Mode: 20 MPH		
<i>Comments:</i>													

Report generated on 6/10/2014 9:49 AM

SOURCE: Quality Counts, LLC (<http://www.qualitycounts.net>)



LOCATION: 4. El Dorado Hills Blvd/Salmon Falls Rd to Silva Valley Pkwy/Allegheny Rd SPECIFIC LOCATION: 0 ft from CITY/STATE: El Dorado Hills, CA							QC JOB #: 12004736 DIRECTION: EB DATE: May 03 2014 - May 04 2014			
Start Time	Mon	Tue	Wed	Thu	Fri	Average Weekday Hourly Traffic	Sat 03-May-14	Sun 04-May-14	Average Week Hourly Traffic	Average Week Profile
12:00 AM						0	83	132	108	
1:00 AM						0	50	70	60	
2:00 AM						0	30	38	34	
3:00 AM						0	16	18	17	
4:00 AM						0	12	18	15	
5:00 AM						0	17	34	26	
6:00 AM						0	62	68	65	
7:00 AM						0	161	110	136	
8:00 AM						0	297	183	240	
9:00 AM						0	343	291	317	
10:00 AM						0	383	307	345	
11:00 AM						0	438	402	420	
12:00 PM						0	469	413	441	
1:00 PM						0	640	519	580	
2:00 PM						0	515	539	527	
3:00 PM						0	600	554	577	
4:00 PM						0	559	590	575	
5:00 PM						0	564	491	528	
6:00 PM						0	501	423	462	
7:00 PM						0	400	412	406	
8:00 PM						0	368	311	340	
9:00 PM						0	336	239	288	
10:00 PM						0	263	137	200	
11:00 PM						0	175	58	117	
Day Total						0	7282	6357	6824	
% Weekday Average										
% Week Average						0.0%	106.7%	93.2%		
AM Peak						12:00 AM	11:00 AM	11:00 AM	11:00 AM	
Volume						0	438	402	420	
PM Peak						12:00 PM	1:00 PM	4:00 PM	1:00 PM	
Volume						0	640	590	580	
<i>Comments:</i>										

LOCATION: 4. El Dorado Hills Blvd/Salmon Falls Rd to Silva Valley Pkwy/Allegheny Rd SPECIFIC LOCATION: 0 ft from CITY/STATE: El Dorado Hills, CA						QC JOB #: 12004736 DIRECTION: EB DATE: May 05 2014 - May 09 2014				
Start Time	Mon 05-May-14	Tue 06-May-14	Wed 07-May-14	Thu 08-May-14	Fri 09-May-14	Average Weekday Hourly Traffic	Sat	Sun	Average Week Hourly Traffic	Average Week Profile
12:00 AM	29	37	42	49	55	42			42	
1:00 AM	21	15	25	21	13	19			19	
2:00 AM	11	9	14	14	21	14			14	
3:00 AM	10	13	13	12	12	12			12	
4:00 AM	11	15	16	9	11	12			12	
5:00 AM	47	38	41	40	38	41			41	
6:00 AM	145	157	160	148	165	155			155	
7:00 AM	280	293	303	306	311	299			299	
8:00 AM	290	307	322	334	305	312			312	
9:00 AM	277	274	304	275	306	287			287	
10:00 AM	287	283	290	303	303	293			293	
11:00 AM	391	343	377	391	405	381			381	
12:00 PM	432	406	472	413	411	427			427	
1:00 PM	453	454	471	417	534	466			466	
2:00 PM	523	496	562	500	498	516			516	
3:00 PM	576	642	590	578	494	576			576	
4:00 PM	692	660	622	689	693	671			671	
5:00 PM	687	699	664	653	675	676			676	
6:00 PM	601	595	659	601	575	606			606	
7:00 PM	501	469	520	543	466	500			500	
8:00 PM	403	457	438	442	470	442			442	
9:00 PM	265	316	311	336	416	329			329	
10:00 PM	143	186	159	194	298	196			196	
11:00 PM	76	83	88	71	191	102			102	
Day Total	7151	7247	7463	7339	7666	7374			7374	
% Weekday Average		98.3%	101.2%	99.5%	104.0%					
% Week Average	104.8%	98.3%	101.2%	99.5%	104.0%	100.0%				
AM Peak Volume	11:00 AM 391	11:00 AM 343	11:00 AM 377	11:00 AM 391	11:00 AM 405	11:00 AM 381			11:00 AM 381	
PM Peak Volume	4:00 PM 692	5:00 PM 699	5:00 PM 664	4:00 PM 689	4:00 PM 693	5:00 PM 676			5:00 PM 676	
<i>Comments:</i>										

LOCATION: 4. El Dorado Hills Blvd/Salmon Falls Rd to Silva Valley Pkwy/Allegheny Rd
SPECIFIC LOCATION: 0 ft from
CITY/STATE: El Dorado Hills, CA

QC JOB #: 12004736
DIRECTION: EB
DATE: Apr 28 2014 - May 02 2014

Start Time	Mon 28-Apr-14	Tue 29-Apr-14	Wed 30-Apr-14	Thu 01-May-14	Fri 02-May-14	Average Weekday Hourly Traffic		Average Weekday Profile
12:00 AM	29	37	42	49	55	42		
1:00 AM	21	15	25	21	13	19		
2:00 AM	11	9	14	14	21	14		
3:00 AM	10	13	13	12	12	12		
4:00 AM	11	15	16	9	11	12		
5:00 AM	47	38	41	40	38	41		
6:00 AM	145	157	160	148	165	155		
7:00 AM	280	293	303	306	311	299		
8:00 AM	290	307	322	334	305	312		
9:00 AM	277	274	304	275	306	287		
10:00 AM	287	283	290	303	303	293		
11:00 AM	391	343	377	391	405	381		
12:00 PM	432	406	472	413	411	427		
1:00 PM	453	454	471	417	534	466		
2:00 PM	523	496	562	500	498	516		
3:00 PM	576	642	590	578	494	576		
4:00 PM	692	660	622	689	693	671		
5:00 PM	687	699	664	653	675	676		
6:00 PM	601	595	659	601	575	606		
7:00 PM	501	469	520	543	466	500		
8:00 PM	403	457	438	442	470	442		
9:00 PM	265	316	311	336	416	329		
10:00 PM	143	186	159	194	298	196		
11:00 PM	76	83	88	71	191	102		
Day Total	7151	7247	7463	7339	7666	7374		
% Weekday Average	97.0%	98.3%	101.2%	99.5%	104.0%			
% Week Average								
AM Peak Volume	11:00 AM 391	11:00 AM 343	11:00 AM 377	11:00 AM 391	11:00 AM 405	11:00 AM 381		
PM Peak Volume	4:00 PM 692	5:00 PM 699	5:00 PM 664	4:00 PM 689	4:00 PM 693	5:00 PM 676		

Comments:

SUMMARY - Tube Count - Volume Data (Weekend)

LOCATION: 4. El Dorado Hills Blvd/Salmon Falls Rd to Silva Valley Pkwy/Allegheny Rd **QC JOB #:** 12004736
SPECIFIC LOCATION: 0 ft from **DIRECTION:** EB
CITY/STATE: El Dorado Hills, CA **DATE:** May 03 2014 - May 04 2014

Start Time			Sat 03-May-14	Sun 04-May-14	Average Weekend Hourly Traffic	Average Weekend Profile
12:00 AM			83	132	108	
1:00 AM			50	70	60	
2:00 AM			30	38	34	
3:00 AM			16	18	17	
4:00 AM			12	18	15	
5:00 AM			17	34	26	
6:00 AM			62	68	65	
7:00 AM			161	110	136	
8:00 AM			297	183	240	
9:00 AM			343	291	317	
10:00 AM			383	307	345	
11:00 AM			438	402	420	
12:00 PM			469	413	441	
1:00 PM			640	519	580	
2:00 PM			515	539	527	
3:00 PM			600	554	577	
4:00 PM			559	590	575	
5:00 PM			564	491	528	
6:00 PM			501	423	462	
7:00 PM			400	412	406	
8:00 PM			368	311	340	
9:00 PM			336	239	288	
10:00 PM			263	137	200	
11:00 PM			175	58	117	
Day Total			7282	6357	6824	
% Weekday Average						
% Week Average						
AM Peak			11:00 AM	11:00 AM	11:00 AM	
Volume			438	402	420	
PM Peak			1:00 PM	4:00 PM	1:00 PM	
Volume			640	590	580	

Comments:

SUMMARY - Tube Count - Volume Data (Week)

LOCATION: 4. El Dorado Hills Blvd/Salmon Falls Rd to Silva Valley Pkwy/Allegheny Rd
SPECIFIC LOCATION: 0 ft from
CITY/STATE: El Dorado Hills, CA

QC JOB #: 12004736
DIRECTION: EB
DATE: Apr 28 2014 - May 04 2014

Start Time	Mon 28-Apr-14	Tue 29-Apr-14	Wed 30-Apr-14	Thu 01-May-14	Fri 02-May-14	Average Weekday Hourly Traffic	Sat 03-May-14	Sun 04-May-14	Average Week Hourly Traffic	Average Week Profile
12:00 AM	29	37	42	49	55	42	83	132	61	
1:00 AM	21	15	25	21	13	19	50	70	31	
2:00 AM	11	9	14	14	21	14	30	38	20	
3:00 AM	10	13	13	12	12	12	16	18	13	
4:00 AM	11	15	16	9	11	12	12	18	13	
5:00 AM	47	38	41	40	38	41	17	34	36	
6:00 AM	145	157	160	148	165	155	62	68	129	
7:00 AM	280	293	303	306	311	299	161	110	252	
8:00 AM	290	307	322	334	305	312	297	183	291	
9:00 AM	277	274	304	275	306	287	343	291	296	
10:00 AM	287	283	290	303	303	293	383	307	308	
11:00 AM	391	343	377	391	405	381	438	402	392	
12:00 PM	432	406	472	413	411	427	469	413	431	
1:00 PM	453	454	471	417	534	466	640	519	498	
2:00 PM	523	496	562	500	498	516	515	539	519	
3:00 PM	576	642	590	578	494	576	600	554	576	
4:00 PM	692	660	622	689	693	671	559	590	644	
5:00 PM	687	699	664	653	675	676	564	491	633	
6:00 PM	601	595	659	601	575	606	501	423	565	
7:00 PM	501	469	520	543	466	500	400	412	473	
8:00 PM	403	457	438	442	470	442	368	311	413	
9:00 PM	265	316	311	336	416	329	336	239	317	
10:00 PM	143	186	159	194	298	196	263	137	197	
11:00 PM	76	83	88	71	191	102	175	58	106	
Day Total	7151	7247	7463	7339	7666	7374	7282	6357	7214	
% Weekday Average	97.0%	98.3%	101.2%	99.5%	104.0%					
% Week Average	99.1%	100.5%	103.5%	101.7%	106.3%	102.2%	100.9%	88.1%		
AM Peak Volume	11:00 AM 391	11:00 AM 343	11:00 AM 377	11:00 AM 391	11:00 AM 405	11:00 AM 381	11:00 AM 438	11:00 AM 402	11:00 AM 392	
PM Peak Volume	4:00 PM 692	5:00 PM 699	5:00 PM 664	4:00 PM 689	4:00 PM 693	5:00 PM 676	1:00 PM 640	4:00 PM 590	4:00 PM 644	

Comments:

LOCATION: 4. El Dorado Hills Blvd/Salmon Falls Rd to Silva Valley Pkwy/Allegheny Rd SPECIFIC LOCATION: 0 ft from CITY/STATE: El Dorado Hills, CA														QC JOB #: 12004736 DIRECTION: EB DATE: May 03 2014		
Start Time	Motor-cycles	Cars & Trailer	2 Axle Long	Buses	2 Axle 6 Tire	3 Axle Single	4 Axle Single	<5 Axle Double	5 Axle Double	>6 Axle Double	<6 Axle Multi	6 Axle Multi	>6 Axle Multi	Not Classified	Total	
12:00 AM	0	62	13	1	3	0	0	0	0	0	0	0	0	4	83	
1:00 AM	1	43	2	0	3	0	0	0	0	0	0	0	0	1	50	
2:00 AM	0	21	8	0	0	0	0	0	0	0	0	0	0	1	30	
3:00 AM	0	14	2	0	0	0	0	0	0	0	0	0	0	0	16	
4:00 AM	0	9	1	1	1	0	0	0	0	0	0	0	0	0	12	
5:00 AM	0	14	1	0	1	0	0	0	0	0	0	0	0	1	17	
6:00 AM	1	27	22	0	3	0	0	2	0	0	0	0	0	7	62	
7:00 AM	4	94	37	0	13	0	1	1	0	0	0	0	0	11	161	
8:00 AM	16	169	58	0	13	1	0	1	0	0	0	0	0	39	297	
9:00 AM	2	196	78	2	15	1	0	3	0	0	0	0	0	46	343	
10:00 AM	7	210	90	0	10	1	0	5	1	0	0	0	0	59	383	
11:00 AM	14	273	73	1	11	0	0	4	1	0	0	0	0	61	438	
12:00 PM	8	276	94	3	12	2	0	2	0	0	0	0	0	72	469	
1:00 PM	17	448	101	0	19	3	0	1	0	1	1	0	0	49	640	
2:00 PM	11	321	92	0	22	0	1	0	0	0	0	0	0	68	515	
3:00 PM	11	392	100	0	21	2	0	3	1	1	0	0	0	69	600	
4:00 PM	9	375	96	1	14	1	0	2	0	0	0	0	0	61	559	
5:00 PM	7	387	107	2	13	1	0	3	0	0	0	0	0	44	564	
6:00 PM	10	344	99	0	19	0	0	3	0	0	0	0	0	26	501	
7:00 PM	10	289	70	0	13	0	0	2	0	0	0	0	0	16	400	
8:00 PM	3	276	68	1	10	0	0	1	0	0	0	0	0	9	368	
9:00 PM	5	243	67	0	12	0	0	1	0	0	0	0	0	8	336	
10:00 PM	1	196	50	0	14	0	0	0	0	0	0	0	0	2	263	
11:00 PM	0	135	30	2	7	0	0	0	0	0	0	0	0	1	175	
Day Total	137	4814	1359	14	249	12	2	34	3	2	1	0	0	655	7282	
Percent	1.9%	66.1%	18.7%	0.2%	3.4%	0.2%	0.0%	0.5%	0.0%	0.0%	0.0%	0.0%	0.0%	9.0%		
ADT 7282																
AM Peak	8:00 AM	11:00 AM	10:00 AM	9:00 AM	9:00 AM	8:00 AM	7:00 AM	10:00 AM	10:00 AM						11:00 AM	11:00 AM
Volume	16	273	90	2	15	1	1	5	1						61	438
PM Peak	1:00 PM	1:00 PM	5:00 PM	12:00 PM	2:00 PM	1:00 PM	2:00 PM	3:00 PM	3:00 PM	1:00 PM	1:00 PM				12:00 PM	1:00 PM
Volume	17	448	107	3	22	3	1	3	1	1	1				72	640
<i>Comments:</i>																

LOCATION: 4. El Dorado Hills Blvd/Salmon Falls Rd to Silva Valley Pkwy/Allegheny Rd SPECIFIC LOCATION: 0 ft from CITY/STATE: El Dorado Hills, CA														QC JOB #: 12004736 DIRECTION: EB DATE: May 04 2014	
Start Time	Motor-cycles	Cars & Trailer	2 Axle Long	Buses	2 Axle 6 Tire	3 Axle Single	4 Axle Single	<5 Axle Double	5 Axle Double	>6 Axle Double	<6 Axle Multi	6 Axle Multi	>6 Axle Multi	Not Classified	Total
12:00 AM	0	110	18	0	4	0	0	0	0	0	0	0	0	0	132
1:00 AM	0	55	13	1	1	0	0	0	0	0	0	0	0	0	70
2:00 AM	0	33	4	0	0	0	0	0	0	0	0	0	0	1	38
3:00 AM	0	13	3	0	1	0	0	0	0	0	0	0	0	1	18
4:00 AM	0	14	3	0	1	0	0	0	0	0	0	0	0	0	18
5:00 AM	0	28	4	0	2	0	0	0	0	0	0	0	0	0	34
6:00 AM	1	50	12	0	4	0	0	0	0	0	0	0	0	1	68
7:00 AM	1	70	27	0	7	0	0	0	0	0	0	0	0	5	110
8:00 AM	5	115	33	0	13	0	0	1	0	0	0	0	0	16	183
9:00 AM	4	192	54	0	19	1	0	1	1	0	0	0	0	19	291
10:00 AM	8	185	63	0	13	0	0	1	0	0	0	0	0	37	307
11:00 AM	10	241	81	1	15	0	0	1	0	0	0	0	0	53	402
12:00 PM	12	271	70	0	10	1	0	1	0	0	0	0	0	48	413
1:00 PM	11	345	90	0	11	0	0	2	0	0	0	0	0	60	519
2:00 PM	9	359	92	1	21	1	0	1	0	0	0	0	0	55	539
3:00 PM	15	355	122	1	13	0	0	2	1	0	1	0	0	44	554
4:00 PM	7	406	105	0	27	0	0	6	0	0	0	0	0	39	590
5:00 PM	4	357	86	0	13	1	0	3	0	0	0	0	0	27	491
6:00 PM	5	300	87	0	16	1	0	2	0	0	0	0	0	12	423
7:00 PM	4	293	77	0	20	1	0	1	0	0	0	0	0	16	412
8:00 PM	3	202	79	0	13	0	0	1	0	0	0	0	0	13	311
9:00 PM	0	179	39	1	15	0	0	1	0	0	0	0	0	4	239
10:00 PM	0	108	22	1	6	0	0	0	0	0	0	0	0	0	137
11:00 PM	0	48	8	0	2	0	0	0	0	0	0	0	0	0	58
Day Total	99	4329	1192	6	247	6	0	24	2	0	1	0	0	451	6357
Percent	1.6%	68.1%	18.8%	0.1%	3.9%	0.1%	0.0%	0.4%	0.0%	0.0%	0.0%	0.0%	0.0%	7.1%	
ADT 6357															
AM Peak	11:00 AM	11:00 AM	11:00 AM	1:00 AM	9:00 AM	9:00 AM		8:00 AM	9:00 AM					11:00 AM	11:00 AM
Volume	10	241	81	1	19	1		1	1					53	402
PM Peak	3:00 PM	4:00 PM	3:00 PM	2:00 PM	4:00 PM	12:00 PM		4:00 PM	3:00 PM		3:00 PM			1:00 PM	4:00 PM
Volume	15	406	122	1	27	1		6	1		1			60	590
<i>Comments:</i>															

LOCATION: 4. El Dorado Hills Blvd/Salmon Falls Rd to Silva Valley Pkwy/Allegheny Rd SPECIFIC LOCATION: 0 ft from CITY/STATE: El Dorado Hills, CA														QC JOB #: 12004736 DIRECTION: EB DATE: May 05 2014	
Start Time	Motor-cycles	Cars & Trailer	2 Axle Long	Buses	2 Axle 6 Tire	3 Axle Single	4 Axle Single	<5 Axle Double	5 Axle Double	>6 Axle Double	<6 Axle Multi	6 Axle Multi	>6 Axle Multi	Not Classified	Total
12:00 AM	0	25	2	0	2	0	0	0	0	0	0	0	0	0	29
1:00 AM	0	16	4	0	1	0	0	0	0	0	0	0	0	0	21
2:00 AM	0	6	4	0	0	0	0	1	0	0	0	0	0	0	11
3:00 AM	0	4	4	0	1	0	0	0	0	0	0	0	0	1	10
4:00 AM	0	6	5	0	0	0	0	0	0	0	0	0	0	0	11
5:00 AM	0	32	12	0	2	0	0	0	0	0	0	0	0	1	47
6:00 AM	0	80	30	0	16	1	0	2	0	0	0	0	0	16	145
7:00 AM	2	156	54	4	10	1	0	1	0	1	0	0	0	51	280
8:00 AM	2	158	61	1	12	1	0	2	0	0	0	0	0	53	290
9:00 AM	3	163	58	4	15	3	0	6	1	0	0	0	0	24	277
10:00 AM	3	179	64	0	16	1	0	2	1	0	0	0	0	21	287
11:00 AM	4	242	77	3	28	0	0	4	0	0	0	0	0	33	391
12:00 PM	2	286	87	1	20	0	0	4	0	0	0	0	0	32	432
1:00 PM	5	282	95	3	23	0	0	5	0	0	0	0	0	40	453
2:00 PM	0	309	125	6	28	2	0	1	0	0	1	0	0	51	523
3:00 PM	5	368	126	0	27	0	0	4	0	0	0	0	0	46	576
4:00 PM	3	461	144	0	29	1	0	3	0	0	0	0	0	51	692
5:00 PM	2	443	139	1	26	1	0	4	0	0	0	0	0	71	687
6:00 PM	3	415	114	1	24	0	0	4	0	0	0	0	0	40	601
7:00 PM	3	384	76	0	20	0	0	1	1	0	0	0	0	16	501
8:00 PM	2	304	71	0	12	0	0	1	0	0	0	0	0	13	403
9:00 PM	1	204	48	0	8	0	0	0	1	0	0	0	0	3	265
10:00 PM	0	118	19	0	4	0	0	0	0	0	0	0	0	2	143
11:00 PM	0	63	12	0	1	0	0	0	0	0	0	0	0	0	76
Day Total	40	4704	1431	24	325	11	0	45	4	1	1	0	0	565	7151
Percent	0.6%	65.8%	20.0%	0.3%	4.5%	0.2%	0.0%	0.6%	0.1%	0.0%	0.0%	0.0%	0.0%	7.9%	
ADT 7151															
AM Peak	11:00 AM	11:00 AM	11:00 AM	7:00 AM	11:00 AM	9:00 AM		9:00 AM	9:00 AM	7:00 AM				8:00 AM	11:00 AM
Volume	4	242	77	4	28	3		6	1	1				53	391
PM Peak	1:00 PM	4:00 PM	4:00 PM	2:00 PM	4:00 PM	2:00 PM		1:00 PM	7:00 PM		2:00 PM			5:00 PM	4:00 PM
Volume	5	461	144	6	29	2		5	1		1			71	692
<i>Comments:</i>															

LOCATION: 4. El Dorado Hills Blvd/Salmon Falls Rd to Silva Valley Pkwy/Allegheny Rd SPECIFIC LOCATION: 0 ft from CITY/STATE: El Dorado Hills, CA														QC JOB #: 12004736 DIRECTION: EB DATE: May 06 2014	
Start Time	Motor-cycles	Cars & Trailer	2 Axle Long	Buses	2 Axle 6 Tire	3 Axle Single	4 Axle Single	<5 Axle Double	5 Axle Double	>6 Axle Double	<6 Axle Multi	6 Axle Multi	>6 Axle Multi	Not Classified	Total
12:00 AM	0	32	4	0	1	0	0	0	0	0	0	0	0	0	37
1:00 AM	0	12	2	0	1	0	0	0	0	0	0	0	0	0	15
2:00 AM	0	7	1	0	1	0	0	0	0	0	0	0	0	0	9
3:00 AM	0	9	2	0	0	0	0	1	0	0	0	0	0	1	13
4:00 AM	0	7	8	0	0	0	0	0	0	0	0	0	0	0	15
5:00 AM	0	30	6	0	2	0	0	0	0	0	0	0	0	0	38
6:00 AM	1	92	32	1	15	1	0	0	0	0	0	0	0	15	157
7:00 AM	3	168	50	2	16	0	0	3	0	0	0	0	0	51	293
8:00 AM	4	153	75	2	18	0	0	4	1	0	0	0	0	50	307
9:00 AM	4	171	60	2	10	1	0	0	0	0	0	0	0	26	274
10:00 AM	3	156	77	2	16	1	0	4	0	0	0	0	0	24	283
11:00 AM	3	224	62	1	31	0	0	4	0	0	0	0	0	18	343
12:00 PM	4	252	104	3	18	1	0	3	0	0	0	0	0	21	406
1:00 PM	4	300	84	0	19	0	0	2	0	0	0	0	0	45	454
2:00 PM	2	316	113	2	25	0	0	1	0	0	1	0	0	36	496
3:00 PM	3	420	120	1	25	1	0	5	0	0	0	0	0	67	642
4:00 PM	4	411	136	1	35	1	0	6	0	0	0	0	0	66	660
5:00 PM	12	449	129	0	30	0	0	7	0	0	0	0	0	72	699
6:00 PM	3	418	114	0	15	1	0	0	0	0	0	0	0	44	595
7:00 PM	1	328	102	1	13	0	0	2	0	0	0	0	0	22	469
8:00 PM	2	329	97	0	18	0	0	1	0	0	0	0	0	10	457
9:00 PM	0	251	52	0	6	0	0	0	0	0	0	0	0	7	316
10:00 PM	2	139	36	0	8	0	0	0	0	0	0	0	0	1	186
11:00 PM	0	71	9	0	3	0	0	0	0	0	0	0	0	0	83
Day Total	55	4745	1475	18	326	7	0	43	1	0	1	0	0	576	7247
Percent	0.8%	65.5%	20.4%	0.2%	4.5%	0.1%	0.0%	0.6%	0.0%	0.0%	0.0%	0.0%	0.0%	7.9%	
ADT 7247															
AM Peak Volume	8:00 AM	11:00 AM	10:00 AM	7:00 AM	11:00 AM	6:00 AM		8:00 AM	8:00 AM					7:00 AM	11:00 AM
	4	224	77	2	31	1		4	1					51	343
PM Peak Volume	5:00 PM	5:00 PM	4:00 PM	12:00 PM	4:00 PM	12:00 PM		5:00 PM			2:00 PM			5:00 PM	5:00 PM
	12	449	136	3	35	1		7			1			72	699
<i>Comments:</i>															

LOCATION: 4. El Dorado Hills Blvd/Salmon Falls Rd to Silva Valley Pkwy/Allegheny Rd SPECIFIC LOCATION: 0 ft from CITY/STATE: El Dorado Hills, CA														QC JOB #: 12004736 DIRECTION: EB DATE: May 07 2014	
Start Time	Motor-cycles	Cars & Trailer	2 Axle Long	Buses	2 Axle 6 Tire	3 Axle Single	4 Axle Single	<5 Axle Double	5 Axle Double	>6 Axle Double	<6 Axle Multi	6 Axle Multi	>6 Axle Multi	Not Classified	Total
12:00 AM	0	34	7	0	1	0	0	0	0	0	0	0	0	0	42
1:00 AM	1	18	2	0	3	0	0	1	0	0	0	0	0	0	25
2:00 AM	0	12	1	0	1	0	0	0	0	0	0	0	0	0	14
3:00 AM	0	10	2	0	0	0	0	0	0	0	0	0	0	1	13
4:00 AM	0	11	4	0	1	0	0	0	0	0	0	0	0	0	16
5:00 AM	1	27	8	0	4	0	0	0	0	0	0	0	0	1	41
6:00 AM	2	97	27	1	14	0	0	1	0	0	0	0	0	18	160
7:00 AM	2	170	63	4	11	1	0	0	0	0	0	0	0	52	303
8:00 AM	4	181	71	2	9	1	0	5	0	0	0	0	0	49	322
9:00 AM	3	173	76	3	18	3	2	2	0	0	0	0	0	24	304
10:00 AM	4	172	67	0	21	0	0	3	0	0	0	0	0	23	290
11:00 AM	6	233	90	3	17	0	0	6	0	0	0	0	0	22	377
12:00 PM	2	309	99	1	22	2	1	6	0	0	1	0	0	29	472
1:00 PM	6	303	88	0	19	4	0	9	0	0	0	0	0	42	471
2:00 PM	3	372	118	3	21	0	1	8	0	0	0	0	0	36	562
3:00 PM	5	383	128	2	28	1	0	4	0	0	0	0	0	39	590
4:00 PM	5	405	132	0	26	1	0	3	0	0	0	0	0	50	622
5:00 PM	4	440	121	0	17	2	0	0	1	0	0	0	0	79	664
6:00 PM	7	467	124	0	22	0	0	0	0	0	0	0	0	39	659
7:00 PM	4	361	114	0	22	0	0	3	0	0	0	0	0	16	520
8:00 PM	2	327	88	0	12	0	0	2	0	1	0	0	0	6	438
9:00 PM	2	233	48	0	20	0	0	2	0	0	0	0	0	6	311
10:00 PM	0	124	25	0	5	0	0	0	0	0	0	0	0	5	159
11:00 PM	0	64	19	0	4	0	0	1	0	0	0	0	0	0	88
Day Total	63	4926	1522	19	318	15	4	56	1	1	1	0	0	537	7463
Percent	0.8%	66.0%	20.4%	0.3%	4.3%	0.2%	0.1%	0.8%	0.0%	0.0%	0.0%	0.0%	0.0%	7.2%	
ADT 7463															
AM Peak Volume	11:00 AM	11:00 AM	11:00 AM	7:00 AM	10:00 AM	9:00 AM	9:00 AM	11:00 AM						7:00 AM	11:00 AM
	6	233	90	4	21	3	2	6						52	377
PM Peak Volume	6:00 PM	6:00 PM	4:00 PM	2:00 PM	3:00 PM	1:00 PM	12:00 PM	1:00 PM	5:00 PM	8:00 PM	12:00 PM				
	7	467	132	3	28	4	1	9	1	1	1				
<i>Comments:</i>															

LOCATION: 4. El Dorado Hills Blvd/Salmon Falls Rd to Silva Valley Pkwy/Allegheny Rd SPECIFIC LOCATION: 0 ft from CITY/STATE: El Dorado Hills, CA														QC JOB #: 12004736 DIRECTION: EB DATE: May 08 2014	
Start Time	Motor-cycles	Cars & Trailer	2 Axle Long	Buses	2 Axle 6 Tire	3 Axle Single	4 Axle Single	<5 Axle Double	5 Axle Double	>6 Axle Double	<6 Axle Multi	6 Axle Multi	>6 Axle Multi	Not Classified	Total
12:00 AM	0	37	10	0	2	0	0	0	0	0	0	0	0	0	49
1:00 AM	0	14	6	0	1	0	0	0	0	0	0	0	0	0	21
2:00 AM	0	11	3	0	0	0	0	0	0	0	0	0	0	0	14
3:00 AM	0	9	2	0	1	0	0	0	0	0	0	0	0	0	12
4:00 AM	0	7	2	0	0	0	0	0	0	0	0	0	0	0	9
5:00 AM	0	27	10	0	3	0	0	0	0	0	0	0	0	0	40
6:00 AM	0	90	30	1	11	0	0	2	0	0	0	0	0	14	148
7:00 AM	0	183	66	3	7	0	0	0	1	0	0	0	0	46	306
8:00 AM	1	178	81	3	17	0	0	2	0	0	1	0	0	51	334
9:00 AM	3	151	76	3	16	1	0	6	0	0	0	0	0	19	275
10:00 AM	5	198	49	2	21	0	0	3	0	0	1	0	0	24	303
11:00 AM	7	234	94	3	15	1	0	6	1	0	0	0	0	30	391
12:00 PM	2	270	92	1	17	0	0	3	1	0	0	0	0	27	413
1:00 PM	1	267	94	1	13	2	0	2	2	0	0	0	0	35	417
2:00 PM	2	313	105	4	27	0	0	3	0	0	0	0	0	46	500
3:00 PM	6	368	112	1	26	3	0	4	0	0	0	0	0	58	578
4:00 PM	7	438	145	0	33	1	0	2	0	0	0	0	0	63	689
5:00 PM	7	431	106	1	20	4	0	6	0	0	0	0	0	78	653
6:00 PM	3	429	97	0	21	0	0	6	0	0	0	0	0	45	601
7:00 PM	2	393	112	0	18	0	0	2	0	0	0	0	0	16	543
8:00 PM	1	332	82	0	16	0	0	2	0	0	0	0	0	9	442
9:00 PM	0	275	47	0	12	0	0	0	0	0	0	0	0	2	336
10:00 PM	1	150	31	0	11	0	0	0	0	0	0	0	0	1	194
11:00 PM	2	60	7	0	2	0	0	0	0	0	0	0	0	0	71
Day Total	50	4865	1459	23	310	12	0	49	5	0	2	0	0	564	7339
Percent	0.7%	66.3%	19.9%	0.3%	4.2%	0.2%	0.0%	0.7%	0.1%	0.0%	0.0%	0.0%	0.0%	7.7%	
ADT 7339															
AM Peak Volume	11:00 AM	11:00 AM	11:00 AM	7:00 AM	10:00 AM	9:00 AM		9:00 AM	7:00 AM		8:00 AM			8:00 AM	11:00 AM
	7	234	94	3	21	1		6	1		1			51	391
PM Peak Volume	4:00 PM	4:00 PM	4:00 PM	2:00 PM	4:00 PM	5:00 PM		5:00 PM	1:00 PM					5:00 PM	4:00 PM
	7	438	145	4	33	4		6	2					78	689
<i>Comments:</i>															

LOCATION: 4. El Dorado Hills Blvd/Salmon Falls Rd to Silva Valley Pkwy/Allegheny Rd SPECIFIC LOCATION: 0 ft from CITY/STATE: El Dorado Hills, CA														QC JOB #: 12004736 DIRECTION: EB DATE: May 09 2014	
Start Time	Motor-cycles	Cars & Trailer	2 Axle Long	Buses	2 Axle 6 Tire	3 Axle Single	4 Axle Single	<5 Axle Double	5 Axle Double	>6 Axle Double	<6 Axle Multi	6 Axle Multi	>6 Axle Multi	Not Classified	Total
12:00 AM	0	38	14	0	3	0	0	0	0	0	0	0	0	0	55
1:00 AM	0	9	3	0	1	0	0	0	0	0	0	0	0	0	13
2:00 AM	0	14	4	0	3	0	0	0	0	0	0	0	0	0	21
3:00 AM	0	8	2	0	1	0	0	0	0	0	0	0	0	1	12
4:00 AM	0	7	3	0	1	0	0	0	0	0	0	0	0	0	11
5:00 AM	0	26	10	0	1	0	0	0	0	0	0	0	0	1	38
6:00 AM	1	97	40	0	18	0	0	0	0	0	0	0	0	9	165
7:00 AM	4	177	66	2	16	0	0	1	0	0	0	0	0	45	311
8:00 AM	5	152	74	3	15	0	0	1	0	0	0	0	0	55	305
9:00 AM	3	176	75	2	16	0	0	3	0	0	0	0	0	31	306
10:00 AM	3	182	69	3	19	1	0	4	0	0	0	0	0	22	303
11:00 AM	2	245	90	2	20	3	0	5	0	0	0	0	0	38	405
12:00 PM	4	241	102	2	13	0	0	4	0	0	0	0	0	45	411
1:00 PM	8	337	114	3	19	1	0	3	0	0	0	0	0	49	534
2:00 PM	5	310	99	2	20	1	0	2	0	0	0	0	1	58	498
3:00 PM	4	308	86	2	22	1	1	5	0	0	0	0	0	65	494
4:00 PM	5	439	146	0	24	1	0	1	0	0	0	0	0	77	693
5:00 PM	11	424	125	0	17	0	0	4	0	0	1	0	0	93	675
6:00 PM	2	411	90	0	20	0	0	2	0	0	0	0	0	50	575
7:00 PM	6	329	100	0	13	0	0	0	0	0	0	0	0	18	466
8:00 PM	8	338	89	0	13	0	0	2	0	0	0	0	0	20	470
9:00 PM	2	319	75	0	10	0	0	1	0	0	0	0	0	9	416
10:00 PM	0	214	58	0	19	0	0	0	0	0	0	0	0	7	298
11:00 PM	1	146	34	0	6	0	0	0	0	0	0	0	0	4	191
Day Total	74	4947	1568	21	310	8	1	38	0	0	1	0	1	697	7666
Percent	1.0%	64.5%	20.5%	0.3%	4.0%	0.1%	0.0%	0.5%	0.0%	0.0%	0.0%	0.0%	0.0%	9.1%	
ADT 7666															
AM Peak	8:00 AM	11:00 AM	11:00 AM	8:00 AM	11:00 AM	11:00 AM		11:00 AM						8:00 AM	11:00 AM
Volume	5	245	90	3	20	3		5						55	405
PM Peak	5:00 PM	4:00 PM	4:00 PM	1:00 PM	4:00 PM	1:00 PM	3:00 PM	3:00 PM			5:00 PM		2:00 PM	5:00 PM	4:00 PM
Volume	11	439	146	3	24	1	1	5			1		1	93	693
<i>Comments:</i>															

LOCATION: 4. El Dorado Hills Blvd/Salmon Falls Rd to Silva Valley Pkwy/Allegheny Rd													QC JOB #: 12004736		
SPECIFIC LOCATION: 0 ft from													DIRECTION: EB		
CITY/STATE: El Dorado Hills, CA													DATE: May 03 2014 - May 09 2014		
Start Time	Motor-cycles	Cars & Trailer	2 Axle Long	Buses	2 Axle 6 Tire	3 Axle Single	4 Axle Single	<5 Axle Double	5 Axle Double	>6 Axle Double	<6 Axle Multi	6 Axle Multi	>6 Axle Multi	Not Classified	Total
Grand Total	518	33330	10006	125	2085	71	7	289	16	4	8	0	1	4045	50505
Percent	1.0%	66.0%	19.8%	0.2%	4.1%	0.1%	0.0%	0.6%	0.0%	0.0%	0.0%	0.0%	0.0%	8.0%	
ADT 7215															
<i>Comments:</i>															

Report generated on 6/10/2014 9:49 AM

SOURCE: Quality Counts, LLC (<http://www.qualitycounts.net>)



LOCATION: 4. El Dorado Hills Blvd/Salmon Falls Rd to Silva Valley Pkwy/Allegheny Rd SPECIFIC LOCATION: 0 ft from CITY/STATE: El Dorado Hills, CA											QC JOB #: 12004736 DIRECTION: EB DATE: May 03 2014		
Start Time	1 39	40 45	46 48	49 51	52 54	55 57	58 60	61 63	64 66	67 9999	Total	Pace Speed	Number in Pace
12:00 AM	23	20	13	9	11	3	3	1	0	0	83	45-54	36
1:00 AM	6	3	9	7	13	3	2	2	2	3	50	46-55	30
2:00 AM	3	3	6	4	7	2	4	0	1	0	30	46-55	17
3:00 AM	3	1	3	4	1	1	2	0	1	0	16	46-55	8
4:00 AM	1	1	1	0	5	2	0	0	2	0	12	48-57	7
5:00 AM	6	1	1	5	2	1	0	0	0	1	17	48-57	8
6:00 AM	27	13	6	7	5	1	1	1	0	1	62	43-52	21
7:00 AM	86	40	13	13	5	3	0	1	0	0	161	40-49	57
8:00 AM	192	58	21	15	7	3	1	0	0	0	297	40-49	84
9:00 AM	252	60	17	9	3	2	0	0	0	0	343	37-46	85
10:00 AM	288	58	24	10	2	0	1	0	0	0	383	39-48	89
11:00 AM	320	84	21	7	4	2	0	0	0	0	438	36-45	116
12:00 PM	360	85	12	6	4	1	0	0	0	1	469	36-45	121
1:00 PM	481	130	20	5	3	1	0	0	0	0	640	36-45	179
2:00 PM	307	142	46	15	4	1	0	0	0	0	515	39-48	195
3:00 PM	453	125	12	6	3	1	0	0	0	0	600	36-45	171
4:00 PM	388	142	22	5	1	0	0	0	1	0	559	36-45	181
5:00 PM	317	173	54	14	5	1	0	0	0	0	564	39-48	235
6:00 PM	290	154	41	11	4	0	1	0	0	0	501	39-48	202
7:00 PM	209	120	47	16	4	2	1	1	0	0	400	40-49	172
8:00 PM	170	121	45	19	10	2	1	0	0	0	368	40-49	172
9:00 PM	158	117	39	13	7	1	0	1	0	0	336	40-49	160
10:00 PM	99	61	39	36	20	6	1	1	0	0	263	42-51	115
11:00 PM	61	41	30	18	16	7	1	1	0	0	175	40-49	77
Day Total	4500	1753	542	254	146	46	19	9	7	6	7282	39-48	2410
Percent	61.8%	24.1%	7.4%	3.5%	2.0%	0.6%	0.3%	0.1%	0.1%	0.1%			
ADT 7282													
AM Peak Volume	11:00 AM	11:00 AM	10:00 AM	8:00 AM	1:00 AM	12:00 AM	2:00 AM	1:00 AM	1:00 AM	1:00 AM	11:00 AM		
	320	84	24	15	13	3	4	2	2	3	438		
PM Peak Volume	1:00 PM	5:00 PM	5:00 PM	10:00 PM	10:00 PM	11:00 PM	6:00 PM	7:00 PM	4:00 PM	12:00 PM	1:00 PM		
	481	173	54	36	20	7	1	1	1	1	640		
<i>Comments:</i>													

LOCATION: 4. El Dorado Hills Blvd/Salmon Falls Rd to Silva Valley Pkwy/Allegheny Rd SPECIFIC LOCATION: 0 ft from CITY/STATE: El Dorado Hills, CA											QC JOB #: 12004736 DIRECTION: EB DATE: May 04 2014		
Start Time	1 39	40 45	46 48	49 51	52 54	55 57	58 60	61 63	64 66	67 9999	Total	Pace Speed	Number in Pace
12:00 AM	20	37	30	23	12	6	4	0	0	0	132	42-51	77
1:00 AM	16	21	11	11	6	2	3	0	0	0	70	42-51	36
2:00 AM	11	9	3	3	4	5	1	2	0	0	38	48-57	13
3:00 AM	4	3	5	1	0	4	0	0	0	1	18	41-50	8
4:00 AM	3	4	2	4	3	0	1	1	0	0	18	45-54	9
5:00 AM	8	2	7	10	2	2	3	0	0	0	34	46-55	19
6:00 AM	24	11	8	6	7	4	4	1	2	1	68	46-55	22
7:00 AM	42	21	18	15	8	5	0	1	0	0	110	42-51	47
8:00 AM	111	19	24	13	9	6	1	0	0	0	183	45-54	49
9:00 AM	185	60	19	14	8	2	2	0	1	0	291	40-49	83
10:00 AM	221	55	21	7	3	0	0	0	0	0	307	39-48	81
11:00 AM	293	76	23	7	1	0	0	1	1	0	402	39-48	106
12:00 PM	289	91	24	6	3	0	0	0	0	0	413	39-48	122
1:00 PM	339	122	40	13	2	2	1	0	0	0	519	39-48	170
2:00 PM	360	131	38	6	3	0	0	0	1	0	539	39-48	178
3:00 PM	386	114	29	21	2	2	0	0	0	0	554	38-47	153
4:00 PM	376	156	40	12	6	0	0	0	0	0	590	39-48	205
5:00 PM	255	167	42	17	6	3	0	1	0	0	491	39-48	215
6:00 PM	211	113	48	29	18	4	0	0	0	0	423	40-49	170
7:00 PM	216	104	56	20	14	2	0	0	0	0	412	40-49	166
8:00 PM	132	86	50	34	6	2	1	0	0	0	311	40-49	147
9:00 PM	95	51	42	24	13	7	4	1	2	0	239	40-49	101
10:00 PM	40	20	26	17	19	12	2	0	0	1	137	46-55	66
11:00 PM	13	9	9	11	6	6	4	0	0	0	58	46-55	28
Day Total	3650	1482	615	324	161	76	31	8	7	3	6357	40-49	2205
Percent	57.4%	23.3%	9.7%	5.1%	2.5%	1.2%	0.5%	0.1%	0.1%	0.0%			
ADT 6357													
AM Peak Volume	11:00 AM 293	11:00 AM 76	12:00 AM 30	12:00 AM 23	12:00 AM 12	12:00 AM 6	12:00 AM 4	2:00 AM 2	6:00 AM 2	3:00 AM 1	11:00 AM 402		
PM Peak Volume	3:00 PM 386	5:00 PM 167	7:00 PM 56	8:00 PM 34	10:00 PM 19	10:00 PM 12	9:00 PM 4	5:00 PM 1	9:00 PM 2	10:00 PM 1	4:00 PM 590		
<i>Comments:</i>													

LOCATION: 4. El Dorado Hills Blvd/Salmon Falls Rd to Silva Valley Pkwy/Allegheny Rd SPECIFIC LOCATION: 0 ft from CITY/STATE: El Dorado Hills, CA											QC JOB #: 12004736 DIRECTION: EB DATE: May 05 2014		
Start Time	1 39	40 45	46 48	49 51	52 54	55 57	58 60	61 63	64 66	67 9999	Total	Pace Speed	Number in Pace
12:00 AM	4	3	6	4	6	2	3	0	1	0	29	46-55	16
1:00 AM	3	4	2	5	2	1	3	0	0	1	21	46-55	9
2:00 AM	1	1	3	4	1	1	0	0	0	0	11	46-55	8
3:00 AM	5	0	1	2	1	0	0	1	0	0	10	45-54	4
4:00 AM	0	1	2	2	1	3	1	0	0	1	11	49-58	6
5:00 AM	19	8	9	6	1	2	2	0	0	0	47	42-51	20
6:00 AM	88	26	10	15	3	0	2	1	0	0	145	42-51	42
7:00 AM	226	28	16	8	0	2	0	0	0	0	280	30-39	57
8:00 AM	237	31	13	7	2	0	0	0	0	0	290	30-39	60
9:00 AM	187	46	25	13	4	1	1	0	0	0	277	40-49	75
10:00 AM	158	70	34	17	7	1	0	0	0	0	287	40-49	109
11:00 AM	277	60	33	15	3	2	0	1	0	0	391	39-48	100
12:00 PM	236	120	44	20	7	2	1	2	0	0	432	40-49	170
1:00 PM	312	94	27	15	5	0	0	0	0	0	453	39-48	129
2:00 PM	398	103	16	4	2	0	0	0	0	0	523	36-45	143
3:00 PM	407	127	30	7	4	1	0	0	0	0	576	37-46	168
4:00 PM	480	167	30	11	3	1	0	0	0	0	692	36-45	216
5:00 PM	514	152	16	1	2	1	0	0	0	1	687	36-45	204
6:00 PM	348	178	48	20	6	0	0	0	0	1	601	39-48	234
7:00 PM	309	134	34	15	7	2	0	0	0	0	501	39-48	175
8:00 PM	187	138	47	21	8	2	0	0	0	0	403	40-49	192
9:00 PM	112	88	39	16	9	1	0	0	0	0	265	40-49	132
10:00 PM	48	31	25	19	18	1	1	0	0	0	143	45-54	67
11:00 PM	19	10	12	15	9	4	4	2	0	1	76	46-55	37
Day Total	4575	1620	522	262	111	30	18	7	1	5	7151	39-48	2259
Percent	64.0%	22.7%	7.3%	3.7%	1.6%	0.4%	0.3%	0.1%	0.0%	0.1%			
ADT 7151													
AM Peak Volume	11:00 AM	10:00 AM	10:00 AM	10:00 AM	10:00 AM	4:00 AM	12:00 AM	3:00 AM	12:00 AM	1:00 AM	11:00 AM	391	
	277	70	34	17	7	3	3	1	1	1			
PM Peak Volume	5:00 PM	6:00 PM	6:00 PM	8:00 PM	10:00 PM	11:00 PM	11:00 PM	12:00 PM		5:00 PM	4:00 PM	692	
	514	178	48	21	18	4	4	2		1			
<i>Comments:</i>													

LOCATION: 4. El Dorado Hills Blvd/Salmon Falls Rd to Silva Valley Pkwy/Allegheny Rd SPECIFIC LOCATION: 0 ft from CITY/STATE: El Dorado Hills, CA											QC JOB #: 12004736 DIRECTION: EB DATE: May 06 2014		
Start Time	1 39	40 45	46 48	49 51	52 54	55 57	58 60	61 63	64 66	67 9999	Total	Pace Speed	Number in Pace
12:00 AM	6	11	2	9	5	2	1	0	1	0	37	43-52	18
1:00 AM	4	3	0	2	2	1	1	2	0	0	15	50-59	5
2:00 AM	4	0	0	2	0	2	0	1	0	0	9	48-57	4
3:00 AM	5	1	1	0	3	2	0	0	1	0	13	48-57	5
4:00 AM	5	3	2	3	0	1	0	1	0	0	15	42-51	7
5:00 AM	17	8	5	5	3	0	0	0	0	0	38	43-52	15
6:00 AM	103	19	15	14	2	3	1	0	0	0	157	42-51	41
7:00 AM	218	43	17	6	5	3	0	0	0	1	293	39-48	65
8:00 AM	230	41	20	12	3	1	0	0	0	0	307	39-48	66
9:00 AM	173	57	25	12	4	3	0	0	0	0	274	40-49	86
10:00 AM	179	61	26	14	3	0	0	0	0	0	283	40-49	91
11:00 AM	215	77	25	18	6	1	0	1	0	0	343	40-49	108
12:00 PM	268	78	33	13	11	3	0	0	0	0	406	39-48	117
1:00 PM	277	113	41	14	8	1	0	0	0	0	454	39-48	161
2:00 PM	336	130	22	8	0	0	0	0	0	0	496	36-45	164
3:00 PM	514	110	17	1	0	0	0	0	0	0	642	36-45	162
4:00 PM	495	126	23	14	2	0	0	0	0	0	660	36-45	176
5:00 PM	543	128	21	4	0	1	0	1	0	1	699	36-45	183
6:00 PM	424	136	30	3	0	1	1	0	0	0	595	36-45	179
7:00 PM	256	127	59	20	3	3	1	0	0	0	469	40-49	192
8:00 PM	223	142	58	22	10	2	0	0	0	0	457	40-49	207
9:00 PM	120	88	57	32	11	5	3	0	0	0	316	40-49	155
10:00 PM	54	29	31	25	30	11	5	0	1	0	186	45-54	90
11:00 PM	20	13	11	15	10	9	2	3	0	0	83	46-55	39
Day Total	4689	1544	541	268	121	55	15	9	3	2	7247	39-48	2205
Percent	64.7%	21.3%	7.5%	3.7%	1.7%	0.8%	0.2%	0.1%	0.0%	0.0%			
ADT 7247													
AM Peak Volume	8:00 AM	11:00 AM	10:00 AM	11:00 AM	11:00 AM	6:00 AM	12:00 AM	1:00 AM	12:00 AM	7:00 AM	11:00 AM		
	230	77	26	18	6	3	1	2	1	1	343		
PM Peak Volume	5:00 PM	8:00 PM	7:00 PM	9:00 PM	10:00 PM	10:00 PM	10:00 PM	11:00 PM	10:00 PM	5:00 PM	5:00 PM		
	543	142	59	32	30	11	5	3	1	1	699		
<i>Comments:</i>													

LOCATION: 4. El Dorado Hills Blvd/Salmon Falls Rd to Silva Valley Pkwy/Allegheny Rd SPECIFIC LOCATION: 0 ft from CITY/STATE: El Dorado Hills, CA											QC JOB #: 12004736 DIRECTION: EB DATE: May 07 2014		
Start Time	1 39	40 45	46 48	49 51	52 54	55 57	58 60	61 63	64 66	67 9999	Total	Pace Speed	Number in Pace
12:00 AM	5	7	9	7	3	7	2	2	0	0	42	46-55	21
1:00 AM	8	2	2	3	5	1	1	2	0	1	25	46-55	10
2:00 AM	5	0	2	0	3	1	0	2	0	1	14	47-56	5
3:00 AM	3	2	1	0	4	2	0	0	1	0	13	48-57	6
4:00 AM	5	1	2	2	4	2	0	0	0	0	16	48-57	8
5:00 AM	20	8	2	5	0	4	1	0	1	0	41	42-51	12
6:00 AM	93	42	11	7	4	3	0	0	0	0	160	40-49	55
7:00 AM	228	54	17	3	0	0	0	1	0	0	303	38-47	77
8:00 AM	245	53	16	7	1	0	0	0	0	0	322	36-45	78
9:00 AM	208	59	24	9	2	2	0	0	0	0	304	39-48	88
10:00 AM	150	76	36	18	7	2	1	0	0	0	290	40-49	118
11:00 AM	227	90	33	18	5	3	0	1	0	0	377	40-49	129
12:00 PM	280	140	24	15	7	4	1	0	1	0	472	39-48	171
1:00 PM	317	112	23	12	5	2	0	0	0	0	471	37-46	144
2:00 PM	435	96	21	7	2	1	0	0	0	0	562	36-45	140
3:00 PM	447	108	22	13	0	0	0	0	0	0	590	36-45	153
4:00 PM	443	142	23	11	1	1	1	0	0	0	622	36-45	187
5:00 PM	551	96	14	1	1	1	0	0	0	0	664	36-45	152
6:00 PM	435	149	53	18	2	2	0	0	0	0	659	39-48	213
7:00 PM	295	139	49	25	7	3	1	1	0	0	520	40-49	196
8:00 PM	220	131	56	20	9	2	0	0	0	0	438	40-49	193
9:00 PM	112	69	68	34	18	5	5	0	0	0	311	41-50	148
10:00 PM	40	24	31	19	18	16	5	5	1	0	159	46-55	73
11:00 PM	13	9	19	17	15	6	4	2	0	3	88	46-55	53
Day Total	4785	1609	558	271	123	70	22	16	4	5	7463	39-48	2289
Percent	64.1%	21.6%	7.5%	3.6%	1.6%	0.9%	0.3%	0.2%	0.1%	0.1%			
ADT 7463													
AM Peak Volume	8:00 AM	11:00 AM	10:00 AM	10:00 AM	10:00 AM	12:00 AM	12:00 AM	12:00 AM	3:00 AM	1:00 AM	11:00 AM		
	245	90	36	18	7	7	2	2	1	1	377		
PM Peak Volume	5:00 PM	6:00 PM	9:00 PM	9:00 PM	9:00 PM	10:00 PM	9:00 PM	10:00 PM	12:00 PM	11:00 PM	5:00 PM		
	551	149	68	34	18	16	5	5	1	3	664		
<i>Comments:</i>													

LOCATION: 4. El Dorado Hills Blvd/Salmon Falls Rd to Silva Valley Pkwy/Allegheny Rd SPECIFIC LOCATION: 0 ft from CITY/STATE: El Dorado Hills, CA											QC JOB #: 12004736 DIRECTION: EB DATE: May 08 2014		
Start Time	1 39	40 45	46 48	49 51	52 54	55 57	58 60	61 63	64 66	67 9999	Total	Pace Speed	Number in Pace
12:00 AM	6	11	5	7	9	3	6	1	1	0	49	45-54	22
1:00 AM	2	0	3	6	4	5	1	0	0	0	21	48-57	16
2:00 AM	5	1	2	2	2	0	1	0	0	1	14	45-54	6
3:00 AM	2	1	2	2	3	2	0	0	0	0	12	48-57	7
4:00 AM	2	2	0	1	1	0	0	0	1	2	9	45-54	2
5:00 AM	9	10	3	5	5	6	1	1	0	0	40	48-57	17
6:00 AM	90	24	16	8	4	4	0	1	1	0	148	40-49	42
7:00 AM	219	54	16	13	3	0	0	0	0	1	306	37-46	76
8:00 AM	261	51	10	7	3	1	0	0	0	1	334	36-45	77
9:00 AM	171	60	23	11	7	3	0	0	0	0	275	39-48	87
10:00 AM	182	74	25	13	6	2	1	0	0	0	303	40-49	103
11:00 AM	235	101	26	15	7	5	1	1	0	0	391	39-48	133
12:00 PM	292	79	25	9	6	2	0	0	0	0	413	39-48	111
1:00 PM	271	105	28	6	3	3	1	0	0	0	417	39-48	139
2:00 PM	340	130	19	7	3	1	0	0	0	0	500	36-45	164
3:00 PM	452	104	13	5	4	0	0	0	0	0	578	36-45	150
4:00 PM	539	130	12	4	2	2	0	0	0	0	689	36-45	185
5:00 PM	529	111	6	7	0	0	0	0	0	0	653	36-45	165
6:00 PM	399	157	32	10	2	0	1	0	0	0	601	39-48	199
7:00 PM	327	160	36	17	3	0	0	0	0	0	543	39-48	204
8:00 PM	233	111	54	26	10	7	1	0	0	0	442	40-49	173
9:00 PM	106	93	66	40	18	11	1	0	0	1	336	40-49	172
10:00 PM	50	46	42	29	13	12	0	1	1	0	194	42-51	101
11:00 PM	11	19	9	13	14	2	1	1	1	0	71	45-54	39
Day Total	4733	1634	473	263	132	71	16	6	5	6	7339	39-48	2228
Percent	64.5%	22.3%	6.4%	3.6%	1.8%	1.0%	0.2%	0.1%	0.1%	0.1%			
ADT 7339													
AM Peak Volume	8:00 AM	11:00 AM	11:00 AM	11:00 AM	12:00 AM	5:00 AM	12:00 AM	12:00 AM	12:00 AM	4:00 AM	11:00 AM		
	261	101	26	15	9	6	6	1	1	2	391		
PM Peak Volume	4:00 PM	7:00 PM	9:00 PM	9:00 PM	9:00 PM	10:00 PM	1:00 PM	10:00 PM	10:00 PM	9:00 PM	4:00 PM		
	539	160	66	40	18	12	1	1	1	1	689		
<i>Comments:</i>													

LOCATION: 4. El Dorado Hills Blvd/Salmon Falls Rd to Silva Valley Pkwy/Allegheny Rd SPECIFIC LOCATION: 0 ft from CITY/STATE: El Dorado Hills, CA											QC JOB #: 12004736 DIRECTION: EB DATE: May 09 2014		
Start Time	1 39	40 45	46 48	49 51	52 54	55 57	58 60	61 63	64 66	67 9999	Total	Pace Speed	Number in Pace
12:00 AM	12	8	10	7	7	7	3	1	0	0	55	46-55	26
1:00 AM	3	3	1	3	2	0	0	0	1	0	13	45-54	6
2:00 AM	6	2	0	2	3	5	1	1	0	1	21	49-58	10
3:00 AM	3	2	0	2	1	4	0	0	0	0	12	48-57	7
4:00 AM	4	0	0	2	1	2	1	1	0	0	11	50-59	5
5:00 AM	13	4	7	8	6	0	0	0	0	0	38	45-54	21
6:00 AM	83	26	21	22	6	5	2	0	0	0	165	42-51	60
7:00 AM	241	57	10	2	0	0	1	0	0	0	311	36-45	81
8:00 AM	257	30	11	4	2	0	1	0	0	0	305	30-39	65
9:00 AM	200	66	26	11	0	3	0	0	0	0	306	39-48	97
10:00 AM	183	65	31	18	6	0	0	0	0	0	303	40-49	102
11:00 AM	254	104	31	12	2	1	1	0	0	0	405	39-48	141
12:00 PM	297	67	31	10	5	1	0	0	0	0	411	39-48	105
1:00 PM	320	158	40	13	2	1	0	0	0	0	534	39-48	206
2:00 PM	407	73	8	9	1	0	0	0	0	0	498	36-45	114
3:00 PM	432	52	10	0	0	0	0	0	0	0	494	30-39	110
4:00 PM	562	104	16	7	4	0	0	0	0	0	693	36-45	161
5:00 PM	549	103	17	5	1	0	0	0	0	0	675	36-45	159
6:00 PM	385	143	36	9	2	0	0	0	0	0	575	39-48	188
7:00 PM	297	100	47	14	6	2	0	0	0	0	466	39-48	154
8:00 PM	297	115	33	18	6	0	1	0	0	0	470	39-48	155
9:00 PM	197	103	49	41	19	4	2	1	0	0	416	40-49	165
10:00 PM	150	62	43	28	9	5	1	0	0	0	298	40-49	114
11:00 PM	48	51	27	32	18	12	2	1	0	0	191	42-51	92
Day Total	5200	1498	505	279	109	52	16	5	1	1	7666	39-48	2136
Percent	67.8%	19.5%	6.6%	3.6%	1.4%	0.7%	0.2%	0.1%	0.0%	0.0%			
ADT 7666													
AM Peak	8:00 AM	11:00 AM	10:00 AM	6:00 AM	12:00 AM	12:00 AM	12:00 AM	12:00 AM	1:00 AM	2:00 AM	11:00 AM		
Volume	257	104	31	22	7	7	3	1	1	1	405		
PM Peak	4:00 PM	1:00 PM	9:00 PM	9:00 PM	9:00 PM	11:00 PM	9:00 PM	9:00 PM			4:00 PM		
Volume	562	158	49	41	19	12	2	1			693		
<i>Comments:</i>													

LOCATION: 4. El Dorado Hills Blvd/Salmon Falls Rd to Silva Valley Pkwy/Allegheny Rd											QC JOB #: 12004736		
SPECIFIC LOCATION: 0 ft from											DIRECTION: EB		
CITY/STATE: El Dorado Hills, CA											DATE: May 03 2014 - May 09 2014		
Start Time	1	40	46	49	52	55	58	61	64	67			
	39	45	48	51	54	57	60	63	66	9999	Total	Pace Speed	Number in Pace
Grand Total	32132	11140	3756	1921	903	400	137	60	28	28	50505	39-48	15719
Percent	63.6%	22.1%	7.4%	3.8%	1.8%	0.8%	0.3%	0.1%	0.1%	0.1%			
Cumulative Percent	63.6%	85.7%	93.1%	96.9%	98.7%	99.5%	99.8%	99.9%	99.9%	100.0%			
ADT 7215											85th Percentile 44 MPH Mean Speed(Average) 31 MPH Median 30 MPH Mode 20 MPH		
<i>Comments:</i>													

Report generated on 6/10/2014 9:48 AM

SOURCE: Quality Counts, LLC (<http://www.qualitycounts.net>)



LOCATION: 5. Silva Valley Pkwy/Allegheny Rd to Malcolm Dixon Rd SPECIFIC LOCATION: 0 ft from CITY/STATE: El Dorado Hills, CA							QC JOB #: 12004737 DIRECTION: WB DATE: May 03 2014 - May 04 2014			
Start Time	Mon	Tue	Wed	Thu	Fri	Average Weekday Hourly Traffic	Sat 03-May-14	Sun 04-May-14	Average Week Hourly Traffic	Average Week Profile
12:00 AM						0	26	28	27	
1:00 AM						0	21	31	26	
2:00 AM						0	5	11	8	
3:00 AM						0	20	15	18	
4:00 AM						0	21	25	23	
5:00 AM						0	53	48	51	
6:00 AM						0	134	131	133	
7:00 AM						0	240	203	222	
8:00 AM						0	319	275	297	
9:00 AM						0	401	322	362	
10:00 AM						0	437	350	394	
11:00 AM						0	412	436	424	
12:00 PM						0	433	406	420	
1:00 PM						0	393	390	392	
2:00 PM						0	359	310	335	
3:00 PM						0	398	322	360	
4:00 PM						0	476	298	387	
5:00 PM						0	384	292	338	
6:00 PM						0	256	214	235	
7:00 PM						0	226	188	207	
8:00 PM						0	157	145	151	
9:00 PM						0	113	91	102	
10:00 PM						0	102	55	79	
11:00 PM						0	59	18	39	
Day Total						0	5445	4604	5030	
% Weekday Average										
% Week Average						0.0%	108.3%	91.5%		
AM Peak						12:00 AM	10:00 AM	11:00 AM	11:00 AM	
Volume						0	437	436	424	
PM Peak						12:00 PM	4:00 PM	12:00 PM	12:00 PM	
Volume						0	476	406	420	
<i>Comments:</i>										

LOCATION: 5. Silva Valley Pkwy/Allegheny Rd to Malcolm Dixon Rd SPECIFIC LOCATION: 0 ft from CITY/STATE: El Dorado Hills, CA						QC JOB #: 12004737 DIRECTION: WB DATE: May 05 2014 - May 09 2014				
Start Time	Mon 05-May-14	Tue 06-May-14	Wed 07-May-14	Thu 08-May-14	Fri 09-May-14	Average Weekday Hourly Traffic	Sat	Sun	Average Week Hourly Traffic	Average Week Profile
12:00 AM	19	13	15	9	13	14			14	
1:00 AM	6	13	10	16	9	11			11	
2:00 AM	7	12	9	11	13	10			10	
3:00 AM	21	13	25	18	12	18			18	
4:00 AM	38	47	39	47	44	43			43	
5:00 AM	170	163	156	165	148	160			160	
6:00 AM	333	381	408	378	327	365			365	
7:00 AM	571	618	583	608	566	589			589	
8:00 AM	524	498	540	512	476	510			510	
9:00 AM	336	356	386	388	375	368			368	
10:00 AM	318	333	354	368	379	350			350	
11:00 AM	333	276	295	310	323	307			307	
12:00 PM	330	323	331	325	327	327			327	
1:00 PM	345	308	331	288	338	322			322	
2:00 PM	324	342	356	332	397	350			350	
3:00 PM	321	326	375	351	426	360			360	
4:00 PM	289	309	342	376	399	343			343	
5:00 PM	404	412	384	392	408	400			400	
6:00 PM	261	250	295	302	315	285			285	
7:00 PM	188	212	204	195	230	206			206	
8:00 PM	106	132	132	99	177	129			129	
9:00 PM	64	89	97	87	135	94			94	
10:00 PM	36	40	35	41	91	49			49	
11:00 PM	22	36	18	30	35	28			28	
Day Total	5366	5502	5720	5648	5963	5638			5638	
% Weekday Average		97.6%	101.5%	100.2%	105.8%					
% Week Average	106.7%	97.6%	101.5%	100.2%	105.8%	100.0%				
AM Peak Volume	7:00 AM 571	7:00 AM 618	7:00 AM 583	7:00 AM 608	7:00 AM 566	7:00 AM 589			7:00 AM 589	
PM Peak Volume	5:00 PM 404	5:00 PM 412	5:00 PM 384	5:00 PM 392	3:00 PM 426	5:00 PM 400			5:00 PM 400	
<i>Comments:</i>										

LOCATION: 5. Silva Valley Pkwy/Allegheny Rd to Malcolm Dixon Rd
SPECIFIC LOCATION: 0 ft from
CITY/STATE: El Dorado Hills, CA

QC JOB #: 12004737
DIRECTION: WB
DATE: Apr 28 2014 - May 02 2014

Start Time	Mon 28-Apr-14	Tue 29-Apr-14	Wed 30-Apr-14	Thu 01-May-14	Fri 02-May-14	Average Weekday Hourly Traffic		Average Weekday Profile
12:00 AM	19	13	15	9	13	14		
1:00 AM	6	13	10	16	9	11		
2:00 AM	7	12	9	11	13	10		
3:00 AM	21	13	25	18	12	18		
4:00 AM	38	47	39	47	44	43		
5:00 AM	170	163	156	165	148	160		
6:00 AM	333	381	408	378	327	365		
7:00 AM	571	618	583	608	566	589		
8:00 AM	524	498	540	512	476	510		
9:00 AM	336	356	386	388	375	368		
10:00 AM	318	333	354	368	379	350		
11:00 AM	333	276	295	310	323	307		
12:00 PM	330	323	331	325	327	327		
1:00 PM	345	308	331	288	338	322		
2:00 PM	324	342	356	332	397	350		
3:00 PM	321	326	375	351	426	360		
4:00 PM	289	309	342	376	399	343		
5:00 PM	404	412	384	392	408	400		
6:00 PM	261	250	295	302	315	285		
7:00 PM	188	212	204	195	230	206		
8:00 PM	106	132	132	99	177	129		
9:00 PM	64	89	97	87	135	94		
10:00 PM	36	40	35	41	91	49		
11:00 PM	22	36	18	30	35	28		
Day Total	5366	5502	5720	5648	5963	5638		
% Weekday Average	95.2%	97.6%	101.5%	100.2%	105.8%			
% Week Average								
AM Peak Volume	7:00 AM 571	7:00 AM 618	7:00 AM 583	7:00 AM 608	7:00 AM 566	7:00 AM 589		
PM Peak Volume	5:00 PM 404	5:00 PM 412	5:00 PM 384	5:00 PM 392	3:00 PM 426	5:00 PM 400		

Comments:

SUMMARY - Tube Count - Volume Data (Weekend)

LOCATION: 5. Silva Valley Pkwy/Allegheny Rd to Malcolm Dixon Rd SPECIFIC LOCATION: 0 ft from CITY/STATE: El Dorado Hills, CA				QC JOB #: 12004737 DIRECTION: WB DATE: May 03 2014 - May 04 2014		
Start Time			Sat 03-May-14	Sun 04-May-14	Average Weekend Hourly Traffic	Average Weekend Profile
12:00 AM			26	28	27	
1:00 AM			21	31	26	
2:00 AM			5	11	8	
3:00 AM			20	15	18	
4:00 AM			21	25	23	
5:00 AM			53	48	51	
6:00 AM			134	131	133	
7:00 AM			240	203	222	
8:00 AM			319	275	297	
9:00 AM			401	322	362	
10:00 AM			437	350	394	
11:00 AM			412	436	424	
12:00 PM			433	406	420	
1:00 PM			393	390	392	
2:00 PM			359	310	335	
3:00 PM			398	322	360	
4:00 PM			476	298	387	
5:00 PM			384	292	338	
6:00 PM			256	214	235	
7:00 PM			226	188	207	
8:00 PM			157	145	151	
9:00 PM			113	91	102	
10:00 PM			102	55	79	
11:00 PM			59	18	39	
Day Total			5445	4604	5030	
% Weekday Average						
% Week Average			108.3%	91.5%		
AM Peak Volume			10:00 AM 437	11:00 AM 436	11:00 AM 424	
PM Peak Volume			4:00 PM 476	12:00 PM 406	12:00 PM 420	
<i>Comments:</i>						

LOCATION: 5. Silva Valley Pkwy/Allegheny Rd to Malcolm Dixon Rd						QC JOB #: 12004737				
SPECIFIC LOCATION: 0 ft from						DIRECTION: WB				
CITY/STATE: El Dorado Hills, CA						DATE: Apr 28 2014 - May 04 2014				
Start Time	Mon 28-Apr-14	Tue 29-Apr-14	Wed 30-Apr-14	Thu 01-May-14	Fri 02-May-14	Average Weekday Hourly Traffic	Sat 03-May-14	Sun 04-May-14	Average Week Hourly Traffic	Average Week Profile
12:00 AM	19	13	15	9	13	14	26	28	18	
1:00 AM	6	13	10	16	9	11	21	31	15	
2:00 AM	7	12	9	11	13	10	5	11	10	
3:00 AM	21	13	25	18	12	18	20	15	18	
4:00 AM	38	47	39	47	44	43	21	25	37	
5:00 AM	170	163	156	165	148	160	53	48	129	
6:00 AM	333	381	408	378	327	365	134	131	299	
7:00 AM	571	618	583	608	566	589	240	203	484	
8:00 AM	524	498	540	512	476	510	319	275	449	
9:00 AM	336	356	386	388	375	368	401	322	366	
10:00 AM	318	333	354	368	379	350	437	350	363	
11:00 AM	333	276	295	310	323	307	412	436	341	
12:00 PM	330	323	331	325	327	327	433	406	354	
1:00 PM	345	308	331	288	338	322	393	390	342	
2:00 PM	324	342	356	332	397	350	359	310	346	
3:00 PM	321	326	375	351	426	360	398	322	360	
4:00 PM	289	309	342	376	399	343	476	298	356	
5:00 PM	404	412	384	392	408	400	384	292	382	
6:00 PM	261	250	295	302	315	285	256	214	270	
7:00 PM	188	212	204	195	230	206	226	188	206	
8:00 PM	106	132	132	99	177	129	157	145	135	
9:00 PM	64	89	97	87	135	94	113	91	97	
10:00 PM	36	40	35	41	91	49	102	55	57	
11:00 PM	22	36	18	30	35	28	59	18	31	
Day Total	5366	5502	5720	5648	5963	5638	5445	4604	5465	
% Weekday Average	95.2%	97.6%	101.5%	100.2%	105.8%					
% Week Average	98.2%	100.7%	104.7%	103.3%	109.1%	103.2%	99.6%	84.2%		
AM Peak Volume	7:00 AM 571	7:00 AM 618	7:00 AM 583	7:00 AM 608	7:00 AM 566	7:00 AM 589	10:00 AM 437	11:00 AM 436	7:00 AM 484	
PM Peak Volume	5:00 PM 404	5:00 PM 412	5:00 PM 384	5:00 PM 392	3:00 PM 426	5:00 PM 400	4:00 PM 476	12:00 PM 406	5:00 PM 382	
<i>Comments:</i>										

LOCATION: 5. Silva Valley Pkwy/Allegheny Rd to Malcolm Dixon Rd SPECIFIC LOCATION: 0 ft from CITY/STATE: El Dorado Hills, CA														QC JOB #: 12004737 DIRECTION: WB DATE: May 03 2014	
Start Time	Motor-cycles	Cars & Trailer	2 Axle Long	Buses	2 Axle 6 Tire	3 Axle Single	4 Axle Single	<5 Axle Double	5 Axle Double	>6 Axle Double	<6 Axle Multi	6 Axle Multi	>6 Axle Multi	Not Classified	Total
12:00 AM	0	16	8	0	2	0	0	0	0	0	0	0	0	0	26
1:00 AM	0	14	6	0	1	0	0	0	0	0	0	0	0	0	21
2:00 AM	0	4	0	0	1	0	0	0	0	0	0	0	0	0	5
3:00 AM	0	15	3	0	2	0	0	0	0	0	0	0	0	0	20
4:00 AM	0	15	4	0	2	0	0	0	0	0	0	0	0	0	21
5:00 AM	2	31	10	0	10	0	0	0	0	0	0	0	0	0	53
6:00 AM	2	63	42	0	19	1	0	6	0	0	0	0	0	1	134
7:00 AM	9	129	56	0	42	0	0	3	0	0	0	0	0	1	240
8:00 AM	7	158	114	0	32	0	0	2	0	0	0	0	0	6	319
9:00 AM	5	211	114	0	52	0	0	6	0	0	0	0	0	13	401
10:00 AM	4	237	122	2	54	0	0	4	0	0	0	0	0	14	437
11:00 AM	6	245	103	0	42	0	0	5	0	0	0	0	0	11	412
12:00 PM	8	242	122	0	39	0	0	2	0	0	0	0	0	20	433
1:00 PM	10	229	88	0	43	0	0	5	0	0	0	0	0	18	393
2:00 PM	9	202	93	0	33	0	0	6	0	0	0	0	0	16	359
3:00 PM	6	244	89	1	38	0	0	4	0	0	0	0	0	16	398
4:00 PM	13	264	131	1	36	0	0	5	0	0	0	0	0	26	476
5:00 PM	10	230	92	0	36	0	0	3	0	0	0	0	0	13	384
6:00 PM	5	163	70	0	13	0	0	0	0	0	0	0	0	5	256
7:00 PM	6	132	62	0	22	0	0	0	0	0	0	0	0	4	226
8:00 PM	2	98	41	0	14	0	0	1	0	0	0	0	0	1	157
9:00 PM	2	71	30	0	7	0	0	1	0	0	0	0	0	2	113
10:00 PM	3	62	24	0	10	0	0	1	0	0	0	0	0	2	102
11:00 PM	0	43	12	0	4	0	0	0	0	0	0	0	0	0	59
Day Total	109	3118	1436	4	554	1	0	54	0	0	0	0	0	169	5445
Percent	2.0%	57.3%	26.4%	0.1%	10.2%	0.0%	0.0%	1.0%	0.0%	0.0%	0.0%	0.0%	0.0%	3.1%	
ADT 5445															
AM Peak	7:00 AM	11:00 AM	10:00 AM	10:00 AM	10:00 AM	6:00 AM		6:00 AM						10:00 AM	10:00 AM
Volume	9	245	122	2	54	1		6						14	437
PM Peak	4:00 PM	4:00 PM	4:00 PM	3:00 PM	1:00 PM			2:00 PM						4:00 PM	4:00 PM
Volume	13	264	131	1	43			6						26	476
<i>Comments:</i>															

LOCATION: 5. Silva Valley Pkwy/Allegheny Rd to Malcolm Dixon Rd SPECIFIC LOCATION: 0 ft from CITY/STATE: El Dorado Hills, CA														QC JOB #: 12004737 DIRECTION: WB DATE: May 04 2014	
Start Time	Motor-cycles	Cars & Trailer	2 Axle Long	Buses	2 Axle 6 Tire	3 Axle Single	4 Axle Single	<5 Axle Double	5 Axle Double	>6 Axle Double	<6 Axle Multi	6 Axle Multi	>6 Axle Multi	Not Classified	Total
12:00 AM	1	15	5	0	4	0	0	0	0	0	0	0	0	3	28
1:00 AM	0	16	11	0	4	0	0	0	0	0	0	0	0	0	31
2:00 AM	0	8	3	0	0	0	0	0	0	0	0	0	0	0	11
3:00 AM	0	13	1	0	1	0	0	0	0	0	0	0	0	0	15
4:00 AM	1	15	6	0	3	0	0	0	0	0	0	0	0	0	25
5:00 AM	1	18	16	0	12	0	0	1	0	0	0	0	0	0	48
6:00 AM	0	56	53	0	14	0	0	5	0	0	0	0	0	3	131
7:00 AM	2	110	69	1	20	0	0	1	0	0	0	0	0	0	203
8:00 AM	2	132	90	1	39	0	0	3	0	0	0	0	0	8	275
9:00 AM	8	176	94	1	34	0	0	1	0	0	0	0	0	8	322
10:00 AM	4	204	94	0	39	0	0	3	0	0	0	0	0	6	350
11:00 AM	12	265	105	0	39	0	0	5	0	0	0	0	0	10	436
12:00 PM	5	250	105	1	33	0	0	2	0	0	0	0	0	10	406
1:00 PM	13	236	92	0	37	1	0	2	0	0	0	0	0	9	390
2:00 PM	12	169	82	0	33	0	0	0	0	0	0	0	0	14	310
3:00 PM	6	176	84	0	40	0	0	5	0	0	0	0	0	11	322
4:00 PM	11	160	90	0	28	0	0	1	0	0	0	0	0	8	298
5:00 PM	6	162	82	0	27	0	0	2	0	0	0	0	0	13	292
6:00 PM	1	118	61	0	25	0	0	1	0	0	0	0	0	8	214
7:00 PM	4	115	51	0	17	0	0	0	0	0	0	0	0	1	188
8:00 PM	2	82	43	1	15	0	0	2	0	0	0	0	0	0	145
9:00 PM	0	57	24	2	7	0	0	0	0	0	0	0	0	1	91
10:00 PM	0	33	16	0	4	0	0	0	0	0	0	0	0	2	55
11:00 PM	0	14	3	0	1	0	0	0	0	0	0	0	0	0	18
Day Total	91	2600	1280	7	476	1	0	34	0	0	0	0	0	115	4604
Percent	2.0%	56.5%	27.8%	0.2%	10.3%	0.0%	0.0%	0.7%	0.0%	0.0%	0.0%	0.0%	0.0%	2.5%	
ADT 4604															
AM Peak	11:00 AM	11:00 AM	11:00 AM	7:00 AM	8:00 AM			6:00 AM						11:00 AM	11:00 AM
Volume	12	265	105	1	39			5						10	436
PM Peak	1:00 PM	12:00 PM	12:00 PM	9:00 PM	3:00 PM	1:00 PM		3:00 PM						2:00 PM	12:00 PM
Volume	13	250	105	2	40	1		5						14	406
<i>Comments:</i>															

LOCATION: 5. Silva Valley Pkwy/Allegheny Rd to Malcolm Dixon Rd SPECIFIC LOCATION: 0 ft from CITY/STATE: El Dorado Hills, CA														QC JOB #: 12004737 DIRECTION: WB DATE: May 05 2014	
Start Time	Motor-cycles	Cars & Trailer	2 Axle Long	Buses	2 Axle 6 Tire	3 Axle Single	4 Axle Single	<5 Axle Double	5 Axle Double	>6 Axle Double	<6 Axle Multi	6 Axle Multi	>6 Axle Multi	Not Classified	Total
12:00 AM	0	12	5	0	1	0	0	1	0	0	0	0	0	0	19
1:00 AM	0	3	2	0	1	0	0	0	0	0	0	0	0	0	6
2:00 AM	0	3	3	0	1	0	0	0	0	0	0	0	0	0	7
3:00 AM	0	16	4	0	1	0	0	0	0	0	0	0	0	0	21
4:00 AM	0	14	15	0	8	0	0	1	0	0	0	0	0	0	38
5:00 AM	3	72	52	0	43	0	0	0	0	0	0	0	0	0	170
6:00 AM	0	124	121	4	75	1	0	5	0	0	0	0	0	3	333
7:00 AM	2	293	179	0	79	0	0	5	0	0	0	0	0	13	571
8:00 AM	1	296	149	1	56	2	0	6	0	0	0	0	0	13	524
9:00 AM	2	163	119	2	42	0	0	4	1	0	0	0	0	3	336
10:00 AM	3	169	102	0	35	0	0	3	0	0	0	0	0	6	318
11:00 AM	1	190	100	2	31	0	0	3	0	0	0	0	0	6	333
12:00 PM	5	198	83	5	31	0	0	1	0	0	0	0	0	7	330
1:00 PM	4	178	100	2	42	0	0	2	0	0	0	0	0	17	345
2:00 PM	0	173	88	0	40	1	0	3	0	0	0	0	0	19	324
3:00 PM	1	180	77	0	47	0	0	2	0	0	0	0	0	14	321
4:00 PM	2	146	89	1	28	0	0	4	0	0	0	0	0	19	289
5:00 PM	1	220	120	0	47	0	0	2	0	0	0	0	0	14	404
6:00 PM	0	144	84	1	24	0	0	0	0	0	0	0	0	8	261
7:00 PM	0	85	74	0	15	0	0	1	0	0	0	0	0	13	188
8:00 PM	5	57	33	0	10	0	0	1	0	0	0	0	0	0	106
9:00 PM	0	38	21	0	5	0	0	0	0	0	0	0	0	0	64
10:00 PM	1	26	4	0	4	0	0	0	0	0	0	0	0	1	36
11:00 PM	0	15	6	0	0	0	0	1	0	0	0	0	0	0	22
Day Total	31	2815	1630	18	666	4	0	45	1	0	0	0	0	156	5366
Percent	0.6%	52.5%	30.4%	0.3%	12.4%	0.1%	0.0%	0.8%	0.0%	0.0%	0.0%	0.0%	0.0%	2.9%	
ADT 5366															
AM Peak Volume	5:00 AM	8:00 AM	7:00 AM	6:00 AM	7:00 AM	8:00 AM		8:00 AM	9:00 AM					7:00 AM	7:00 AM
	3	296	179	4	79	2		6	1					13	571
PM Peak Volume	12:00 PM	5:00 PM	5:00 PM	12:00 PM	3:00 PM	2:00 PM		4:00 PM						2:00 PM	5:00 PM
	5	220	120	5	47	1		4						19	404
<i>Comments:</i>															

LOCATION: 5. Silva Valley Pkwy/Allegheny Rd to Malcolm Dixon Rd SPECIFIC LOCATION: 0 ft from CITY/STATE: El Dorado Hills, CA														QC JOB #: 12004737 DIRECTION: WB DATE: May 06 2014	
Start Time	Motor-cycles	Cars & Trailer	2 Axle Long	Buses	2 Axle 6 Tire	3 Axle Single	4 Axle Single	<5 Axle Double	5 Axle Double	>6 Axle Double	<6 Axle Multi	6 Axle Multi	>6 Axle Multi	Not Classified	Total
12:00 AM	0	7	4	0	2	0	0	0	0	0	0	0	0	0	13
1:00 AM	0	8	2	0	3	0	0	0	0	0	0	0	0	0	13
2:00 AM	0	4	6	0	2	0	0	0	0	0	0	0	0	0	12
3:00 AM	0	9	4	0	0	0	0	0	0	0	0	0	0	0	13
4:00 AM	0	21	13	0	13	0	0	0	0	0	0	0	0	0	47
5:00 AM	2	87	39	0	34	1	0	0	0	0	0	0	0	0	163
6:00 AM	1	173	121	3	75	0	0	3	1	0	0	0	0	4	381
7:00 AM	1	300	211	0	92	0	0	6	0	0	0	0	0	8	618
8:00 AM	3	249	173	1	54	0	0	6	0	0	0	0	0	12	498
9:00 AM	1	178	124	4	38	0	0	3	0	0	0	0	0	8	356
10:00 AM	2	155	119	0	45	0	0	8	0	0	0	0	0	4	333
11:00 AM	2	123	85	0	51	0	0	5	0	0	0	0	0	10	276
12:00 PM	1	173	104	3	29	1	0	3	1	0	0	0	0	8	323
1:00 PM	3	152	91	4	41	1	0	2	0	0	0	0	0	14	308
2:00 PM	1	176	118	1	34	0	0	2	0	0	0	0	0	10	342
3:00 PM	3	135	109	2	57	1	0	3	0	0	0	0	0	16	326
4:00 PM	2	157	92	2	40	0	0	0	1	0	0	0	0	15	309
5:00 PM	3	200	142	0	41	0	0	1	0	0	0	0	0	25	412
6:00 PM	3	134	83	0	18	0	0	0	0	0	0	0	0	12	250
7:00 PM	2	117	74	0	13	0	0	0	0	0	0	0	0	6	212
8:00 PM	1	75	40	0	10	0	0	2	0	0	0	0	0	4	132
9:00 PM	1	59	21	0	7	0	0	0	0	0	0	0	0	1	89
10:00 PM	0	26	11	0	3	0	0	0	0	0	0	0	0	0	40
11:00 PM	0	22	9	1	4	0	0	0	0	0	0	0	0	0	36
Day Total	32	2740	1795	21	706	4	0	44	3	0	0	0	0	157	5502
Percent	0.6%	49.8%	32.6%	0.4%	12.8%	0.1%	0.0%	0.8%	0.1%	0.0%	0.0%	0.0%	0.0%	2.9%	
ADT 5502															
AM Peak	8:00 AM	7:00 AM	7:00 AM	9:00 AM	7:00 AM	5:00 AM		10:00 AM	6:00 AM					8:00 AM	7:00 AM
Volume	3	300	211	4	92	1		8	1					12	618
PM Peak	1:00 PM	5:00 PM	5:00 PM	1:00 PM	3:00 PM	12:00 PM		12:00 PM	12:00 PM					5:00 PM	5:00 PM
Volume	3	200	142	4	57	1		3	1					25	412
<i>Comments:</i>															

LOCATION: 5. Silva Valley Pkwy/Allegheny Rd to Malcolm Dixon Rd
SPECIFIC LOCATION: 0 ft from
CITY/STATE: El Dorado Hills, CA

QC JOB #: 12004737
DIRECTION: WB
DATE: May 07 2014

Start Time	Motor-cycles	Cars & Trailer	2 Axle Long	Buses	2 Axle 6 Tire	3 Axle Single	4 Axle Single	<5 Axle Double	5 Axle Double	>6 Axle Double	<6 Axle Multi	6 Axle Multi	>6 Axle Multi	Not Classified	Total
12:00 AM	0	6	7	0	2	0	0	0	0	0	0	0	0	0	15
1:00 AM	0	7	2	0	1	0	0	0	0	0	0	0	0	0	10
2:00 AM	0	7	2	0	0	0	0	0	0	0	0	0	0	0	9
3:00 AM	0	15	10	0	0	0	0	0	0	0	0	0	0	0	25
4:00 AM	0	21	10	0	7	0	0	0	1	0	0	0	0	0	39
5:00 AM	2	61	46	4	36	5	0	0	0	0	0	0	0	2	156
6:00 AM	4	162	144	2	88	0	0	7	0	0	0	0	0	1	408
7:00 AM	3	268	207	1	85	1	0	1	3	0	0	0	0	14	583
8:00 AM	2	270	176	3	64	0	0	7	0	0	0	0	0	18	540
9:00 AM	4	194	127	2	42	2	0	6	0	0	0	0	0	9	386
10:00 AM	3	167	135	0	33	6	0	5	0	0	0	0	0	5	354
11:00 AM	7	155	87	2	32	1	0	2	0	0	0	0	0	9	295
12:00 PM	1	172	100	3	42	0	0	3	0	0	0	0	0	10	331
1:00 PM	4	154	114	5	39	0	0	3	0	0	0	0	0	12	331
2:00 PM	2	163	120	1	54	1	0	4	0	0	0	0	0	11	356
3:00 PM	6	189	120	3	33	0	0	2	0	0	0	0	0	22	375
4:00 PM	4	160	105	1	58	0	0	0	0	0	0	0	0	14	342
5:00 PM	1	203	121	1	39	0	0	1	0	0	0	0	0	18	384
6:00 PM	1	154	98	0	31	0	0	0	0	0	0	0	0	11	295
7:00 PM	2	116	60	0	23	0	0	1	0	0	0	0	0	2	204
8:00 PM	0	80	32	0	17	0	0	1	0	0	0	0	0	2	132
9:00 PM	1	62	24	0	8	0	0	0	0	0	0	0	0	2	97
10:00 PM	0	22	11	0	2	0	0	0	0	0	0	0	0	0	35
11:00 PM	0	14	2	0	1	0	0	1	0	0	0	0	0	0	18
Day Total	47	2822	1860	28	737	16	0	44	4	0	0	0	0	162	5720
Percent	0.8%	49.3%	32.5%	0.5%	12.9%	0.3%	0.0%	0.8%	0.1%	0.0%	0.0%	0.0%	0.0%	2.8%	
ADT 5720															
AM Peak Volume	11:00 AM	8:00 AM	7:00 AM	5:00 AM	6:00 AM	10:00 AM		6:00 AM	7:00 AM					8:00 AM	7:00 AM
	7	270	207	4	88	6		7	3					18	583
PM Peak Volume	3:00 PM	5:00 PM	5:00 PM	1:00 PM	4:00 PM	2:00 PM		2:00 PM						3:00 PM	5:00 PM
	6	203	121	5	58	1		4						22	384

Comments:

LOCATION: 5. Silva Valley Pkwy/Allegheny Rd to Malcolm Dixon Rd SPECIFIC LOCATION: 0 ft from CITY/STATE: El Dorado Hills, CA														QC JOB #: 12004737 DIRECTION: WB DATE: May 08 2014	
Start Time	Motor-cycles	Cars & Trailer	2 Axle Long	Buses	2 Axle 6 Tire	3 Axle Single	4 Axle Single	<5 Axle Double	5 Axle Double	>6 Axle Double	<6 Axle Multi	6 Axle Multi	>6 Axle Multi	Not Classified	Total
12:00 AM	0	5	4	0	0	0	0	0	0	0	0	0	0	0	9
1:00 AM	0	12	3	0	1	0	0	0	0	0	0	0	0	0	16
2:00 AM	0	4	5	0	2	0	0	0	0	0	0	0	0	0	11
3:00 AM	0	11	4	0	3	0	0	0	0	0	0	0	0	0	18
4:00 AM	0	14	21	0	12	0	0	0	0	0	0	0	0	0	47
5:00 AM	0	56	63	0	45	1	0	0	0	0	0	0	0	0	165
6:00 AM	3	101	172	3	91	0	0	4	0	0	0	0	0	4	378
7:00 AM	1	229	254	0	104	0	0	6	0	0	0	0	0	14	608
8:00 AM	2	240	199	2	54	0	0	7	0	0	0	0	0	8	512
9:00 AM	1	145	172	2	51	0	0	7	0	0	0	0	0	10	388
10:00 AM	1	186	125	1	40	2	0	4	0	0	0	0	0	9	368
11:00 AM	1	146	111	0	41	0	0	2	1	0	0	0	0	8	310
12:00 PM	4	175	98	3	31	0	0	3	0	0	0	0	0	11	325
1:00 PM	1	142	88	5	37	0	0	3	0	0	0	0	0	12	288
2:00 PM	1	185	100	2	33	0	0	3	1	0	0	0	0	7	332
3:00 PM	2	159	118	0	39	0	0	2	0	0	0	0	0	31	351
4:00 PM	3	199	102	0	48	0	0	1	0	0	0	0	0	23	376
5:00 PM	1	219	105	0	44	1	0	1	0	0	0	0	0	21	392
6:00 PM	1	177	87	0	26	0	0	2	0	0	0	0	0	9	302
7:00 PM	3	89	69	0	24	0	0	2	0	0	0	0	0	8	195
8:00 PM	1	63	25	0	6	0	0	2	0	0	0	0	0	2	99
9:00 PM	0	48	26	1	9	0	0	0	0	0	0	0	0	3	87
10:00 PM	0	29	8	0	3	0	0	0	0	0	0	0	0	1	41
11:00 PM	1	17	11	0	1	0	0	0	0	0	0	0	0	0	30
Day Total	27	2651	1970	19	745	4	0	49	2	0	0	0	0	181	5648
Percent	0.5%	46.9%	34.9%	0.3%	13.2%	0.1%	0.0%	0.9%	0.0%	0.0%	0.0%	0.0%	0.0%	3.2%	
ADT 5648															
AM Peak	6:00 AM	8:00 AM	7:00 AM	6:00 AM	7:00 AM	10:00 AM		8:00 AM	11:00 AM					7:00 AM	7:00 AM
Volume	3	240	254	3	104	2		7	1					14	608
PM Peak	12:00 PM	5:00 PM	3:00 PM	1:00 PM	4:00 PM	5:00 PM		12:00 PM	2:00 PM					3:00 PM	5:00 PM
Volume	4	219	118	5	48	1		3	1					31	392
<i>Comments:</i>															

LOCATION: 5. Silva Valley Pkwy/Allegheny Rd to Malcolm Dixon Rd SPECIFIC LOCATION: 0 ft from CITY/STATE: El Dorado Hills, CA														QC JOB #: 12004737 DIRECTION: WB DATE: May 09 2014	
Start Time	Motor-cycles	Cars & Trailer	2 Axle Long	Buses	2 Axle 6 Tire	3 Axle Single	4 Axle Single	<5 Axle Double	5 Axle Double	>6 Axle Double	<6 Axle Multi	6 Axle Multi	>6 Axle Multi	Not Classified	Total
12:00 AM	0	7	5	0	0	0	0	1	0	0	0	0	0	0	13
1:00 AM	0	7	1	0	1	0	0	0	0	0	0	0	0	0	9
2:00 AM	0	7	4	0	2	0	0	0	0	0	0	0	0	0	13
3:00 AM	0	10	1	0	1	0	0	0	0	0	0	0	0	0	12
4:00 AM	0	15	24	0	5	0	0	0	0	0	0	0	0	0	44
5:00 AM	1	58	58	0	28	0	0	3	0	0	0	0	0	0	148
6:00 AM	2	99	142	3	69	0	0	5	0	0	0	0	0	7	327
7:00 AM	2	238	232	0	83	0	0	3	0	0	0	0	0	8	566
8:00 AM	3	233	173	1	45	0	0	5	0	0	0	0	0	16	476
9:00 AM	2	161	139	3	56	1	0	5	0	0	0	0	0	8	375
10:00 AM	4	178	132	0	50	1	0	8	0	0	0	0	0	6	379
11:00 AM	9	149	109	0	42	1	0	6	0	0	0	0	0	7	323
12:00 PM	6	168	98	3	41	0	0	6	0	0	0	0	0	5	327
1:00 PM	3	158	109	4	51	0	0	2	0	0	0	0	0	11	338
2:00 PM	7	190	118	2	56	0	0	5	0	0	0	0	0	19	397
3:00 PM	3	207	136	2	55	0	0	2	1	0	0	0	0	20	426
4:00 PM	11	198	124	2	49	0	0	2	0	0	0	0	0	13	399
5:00 PM	5	195	136	1	56	0	0	0	0	0	0	0	0	15	408
6:00 PM	1	154	110	1	37	0	0	0	0	0	0	0	0	12	315
7:00 PM	7	113	78	0	26	0	0	0	0	0	0	0	0	6	230
8:00 PM	2	109	53	0	13	0	0	0	0	0	0	0	0	0	177
9:00 PM	2	75	45	0	11	0	0	0	0	0	0	0	0	2	135
10:00 PM	0	49	26	0	13	0	0	0	0	0	0	0	0	3	91
11:00 PM	1	19	8	0	6	0	0	1	0	0	0	0	0	0	35
Day Total	71	2797	2061	22	796	3	0	54	1	0	0	0	0	158	5963
Percent	1.2%	46.9%	34.6%	0.4%	13.3%	0.1%	0.0%	0.9%	0.0%	0.0%	0.0%	0.0%	0.0%	2.6%	
ADT 5963															
AM Peak Volume	11:00 AM	7:00 AM	7:00 AM	6:00 AM	7:00 AM	9:00 AM	10:00 AM						8:00 AM	7:00 AM	
	9	238	232	3	83	1	8						16	566	
PM Peak Volume	4:00 PM	3:00 PM	3:00 PM	1:00 PM	2:00 PM	12:00 PM		3:00 PM	3:00 PM					3:00 PM	
	11	207	136	4	56	6		1	20					426	
<i>Comments:</i>															

LOCATION: 5. Silva Valley Pkwy/Allegheny Rd to Malcolm Dixon Rd													QC JOB #: 12004737		
SPECIFIC LOCATION: 0 ft from													DIRECTION: WB		
CITY/STATE: El Dorado Hills, CA													DATE: May 03 2014 - May 09 2014		
Start Time	Motor-cycles	Cars & Trailer	2 Axle Long	Buses	2 Axle 6 Tire	3 Axle Single	4 Axle Single	<5 Axle Double	5 Axle Double	>6 Axle Double	<6 Axle Multi	6 Axle Multi	>6 Axle Multi	Not Classified	Total
Grand Total	408	19543	12032	119	4680	33	0	324	11	0	0	0	0	1098	38248
Percent	1.1%	51.1%	31.5%	0.3%	12.2%	0.1%	0.0%	0.8%	0.0%	0.0%	0.0%	0.0%	0.0%	2.9%	
ADT 5464															
<i>Comments:</i>															

Report generated on 5/30/2014 3:57 PM

SOURCE: Quality Counts, LLC (<http://www.qualitycounts.net>)



LOCATION: 5. Silva Valley Pkwy/Allegheny Rd to Malcolm Dixon Rd SPECIFIC LOCATION: 0 ft from CITY/STATE: El Dorado Hills, CA							QC JOB #: 12004737 DIRECTION: EB/WB DATE: May 03 2014 - May 04 2014			
Start Time	Mon	Tue	Wed	Thu	Fri	Average Weekday Hourly Traffic	Sat 03-May-14	Sun 04-May-14	Average Week Hourly Traffic	Average Week Profile
12:00 AM						0	81	108	95	
1:00 AM						0	60	76	68	
2:00 AM						0	34	40	37	
3:00 AM						0	34	26	30	
4:00 AM						0	30	35	33	
5:00 AM						0	69	74	72	
6:00 AM						0	183	197	190	
7:00 AM						0	347	294	321	
8:00 AM						0	515	431	473	
9:00 AM						0	703	539	621	
10:00 AM						0	770	595	683	
11:00 AM						0	799	729	764	
12:00 PM						0	885	739	812	
1:00 PM						0	954	733	844	
2:00 PM						0	776	753	765	
3:00 PM						0	848	762	805	
4:00 PM						0	942	709	826	
5:00 PM						0	834	690	762	
6:00 PM						0	620	521	571	
7:00 PM						0	527	461	494	
8:00 PM						0	411	353	382	
9:00 PM						0	349	268	309	
10:00 PM						0	289	167	228	
11:00 PM						0	188	62	125	
Day Total						0	11248	9362	10310	
% Weekday Average										
% Week Average						0.0%	109.1%	90.8%		
AM Peak						12:00 AM	11:00 AM	11:00 AM	11:00 AM	
Volume						0	799	729	764	
PM Peak						12:00 PM	1:00 PM	3:00 PM	1:00 PM	
Volume						0	954	762	844	
<i>Comments:</i>										

LOCATION: 5. Silva Valley Pkwy/Allegheny Rd to Malcolm Dixon Rd SPECIFIC LOCATION: 0 ft from CITY/STATE: El Dorado Hills, CA						QC JOB #: 12004737 DIRECTION: EB/WB DATE: May 05 2014 - May 09 2014				
Start Time	Mon 05-May-14	Tue 06-May-14	Wed 07-May-14	Thu 08-May-14	Fri 09-May-14	Average Weekday Hourly Traffic	Sat	Sun	Average Week Hourly Traffic	Average Week Profile
12:00 AM	39	33	46	40	53	42			42	
1:00 AM	24	22	30	34	21	26			26	
2:00 AM	13	18	20	25	30	21			21	
3:00 AM	32	24	36	29	20	28			28	
4:00 AM	45	59	51	56	53	53			53	
5:00 AM	209	187	182	192	179	190			190	
6:00 AM	449	472	521	484	434	472			472	
7:00 AM	811	844	830	851	810	829			829	
8:00 AM	797	795	850	814	747	801			801	
9:00 AM	542	548	622	628	594	587			587	
10:00 AM	542	554	592	588	613	578			578	
11:00 AM	653	531	575	616	633	602			602	
12:00 PM	672	651	688	655	672	668			668	
1:00 PM	724	658	722	603	794	700			700	
2:00 PM	797	750	835	793	861	807			807	
3:00 PM	851	906	915	948	1013	927			927	
4:00 PM	912	941	935	1026	1031	969			969	
5:00 PM	1050	1082	1099	1067	1086	1077			1077	
6:00 PM	733	739	809	782	791	771			771	
7:00 PM	510	577	548	552	544	546			546	
8:00 PM	387	420	443	408	518	435			435	
9:00 PM	252	320	327	323	415	327			327	
10:00 PM	155	177	154	186	296	194			194	
11:00 PM	81	102	86	84	162	103			103	
Day Total	11280	11410	11916	11784	12370	11753			11753	
% Weekday Average		97.1%	101.4%	100.3%	105.2%					
% Week Average	109.4%	97.1%	101.4%	100.3%	105.2%	100.0%				
AM Peak Volume	7:00 AM 811	7:00 AM 844	8:00 AM 850	7:00 AM 851	7:00 AM 810	7:00 AM 829			7:00 AM 829	
PM Peak Volume	5:00 PM 1050	5:00 PM 1082	5:00 PM 1099	5:00 PM 1067	5:00 PM 1086	5:00 PM 1077			5:00 PM 1077	
<i>Comments:</i>										

LOCATION: 5. Silva Valley Pkwy/Allegheny Rd to Malcolm Dixon Rd SPECIFIC LOCATION: 0 ft from CITY/STATE: El Dorado Hills, CA						QC JOB #: 12004737 DIRECTION: EB/WB DATE: Apr 28 2014 - May 02 2014		
Start Time	Mon 28-Apr-14	Tue 29-Apr-14	Wed 30-Apr-14	Thu 01-May-14	Fri 02-May-14	Average Weekday Hourly Traffic		Average Weekday Profile
12:00 AM	39	33	46	40	53	42		
1:00 AM	24	22	30	34	21	26		
2:00 AM	13	18	20	25	30	21		
3:00 AM	32	24	36	29	20	28		
4:00 AM	45	59	51	56	53	53		
5:00 AM	209	187	182	192	179	190		
6:00 AM	449	472	521	484	434	472		
7:00 AM	811	844	830	851	810	829		
8:00 AM	797	795	850	814	747	801		
9:00 AM	542	548	622	628	594	587		
10:00 AM	542	554	592	588	613	578		
11:00 AM	653	531	575	616	633	602		
12:00 PM	672	651	688	655	672	668		
1:00 PM	724	658	722	603	794	700		
2:00 PM	797	750	835	793	861	807		
3:00 PM	851	906	915	948	1013	927		
4:00 PM	912	941	935	1026	1031	969		
5:00 PM	1050	1082	1099	1067	1086	1077		
6:00 PM	733	739	809	782	791	771		
7:00 PM	510	577	548	552	544	546		
8:00 PM	387	420	443	408	518	435		
9:00 PM	252	320	327	323	415	327		
10:00 PM	155	177	154	186	296	194		
11:00 PM	81	102	86	84	162	103		
Day Total	11280	11410	11916	11784	12370	11753		
% Weekday Average	96.0%	97.1%	101.4%	100.3%	105.2%			
% Week Average								
AM Peak Volume	7:00 AM 811	7:00 AM 844	8:00 AM 850	7:00 AM 851	7:00 AM 810	7:00 AM 829		
PM Peak Volume	5:00 PM 1050	5:00 PM 1082	5:00 PM 1099	5:00 PM 1067	5:00 PM 1086	5:00 PM 1077		
<i>Comments:</i>								

SUMMARY - Tube Count - Volume Data (Weekend)

LOCATION: 5. Silva Valley Pkwy/Allegheny Rd to Malcolm Dixon Rd SPECIFIC LOCATION: 0 ft from CITY/STATE: El Dorado Hills, CA				QC JOB #: 12004737 DIRECTION: EB/WB DATE: May 03 2014 - May 04 2014		
Start Time			Sat 03-May-14	Sun 04-May-14	Average Weekend Hourly Traffic	Average Weekend Profile
12:00 AM			81	108	95	
1:00 AM			60	76	68	
2:00 AM			34	40	37	
3:00 AM			34	26	30	
4:00 AM			30	35	33	
5:00 AM			69	74	72	
6:00 AM			183	197	190	
7:00 AM			347	294	321	
8:00 AM			515	431	473	
9:00 AM			703	539	621	
10:00 AM			770	595	683	
11:00 AM			799	729	764	
12:00 PM			885	739	812	
1:00 PM			954	733	844	
2:00 PM			776	753	765	
3:00 PM			848	762	805	
4:00 PM			942	709	826	
5:00 PM			834	690	762	
6:00 PM			620	521	571	
7:00 PM			527	461	494	
8:00 PM			411	353	382	
9:00 PM			349	268	309	
10:00 PM			289	167	228	
11:00 PM			188	62	125	
Day Total			11248	9362	10310	
% Weekday Average						
% Week Average			109.1%	90.8%		
AM Peak Volume			11:00 AM 799	11:00 AM 729	11:00 AM 764	
PM Peak Volume			1:00 PM 954	3:00 PM 762	1:00 PM 844	
<i>Comments:</i>						

LOCATION: 5. Silva Valley Pkwy/Allegheny Rd to Malcolm Dixon Rd SPECIFIC LOCATION: 0 ft from CITY/STATE: El Dorado Hills, CA						QC JOB #: 12004737 DIRECTION: EB/WB DATE: Apr 28 2014 - May 04 2014				
Start Time	Mon 28-Apr-14	Tue 29-Apr-14	Wed 30-Apr-14	Thu 01-May-14	Fri 02-May-14	Average Weekday Hourly Traffic	Sat 03-May-14	Sun 04-May-14	Average Week Hourly Traffic	Average Week Profile
12:00 AM	39	33	46	40	53	42	81	108	57	
1:00 AM	24	22	30	34	21	26	60	76	38	
2:00 AM	13	18	20	25	30	21	34	40	26	
3:00 AM	32	24	36	29	20	28	34	26	29	
4:00 AM	45	59	51	56	53	53	30	35	47	
5:00 AM	209	187	182	192	179	190	69	74	156	
6:00 AM	449	472	521	484	434	472	183	197	391	
7:00 AM	811	844	830	851	810	829	347	294	684	
8:00 AM	797	795	850	814	747	801	515	431	707	
9:00 AM	542	548	622	628	594	587	703	539	597	
10:00 AM	542	554	592	588	613	578	770	595	608	
11:00 AM	653	531	575	616	633	602	799	729	648	
12:00 PM	672	651	688	655	672	668	885	739	709	
1:00 PM	724	658	722	603	794	700	954	733	741	
2:00 PM	797	750	835	793	861	807	776	753	795	
3:00 PM	851	906	915	948	1013	927	848	762	892	
4:00 PM	912	941	935	1026	1031	969	942	709	928	
5:00 PM	1050	1082	1099	1067	1086	1077	834	690	987	
6:00 PM	733	739	809	782	791	771	620	521	714	
7:00 PM	510	577	548	552	544	546	527	461	531	
8:00 PM	387	420	443	408	518	435	411	353	420	
9:00 PM	252	320	327	323	415	327	349	268	322	
10:00 PM	155	177	154	186	296	194	289	167	203	
11:00 PM	81	102	86	84	162	103	188	62	109	
Day Total	11280	11410	11916	11784	12370	11753	11248	9362	11339	
% Weekday Average	96.0%	97.1%	101.4%	100.3%	105.2%					
% Week Average	99.5%	100.6%	105.1%	103.9%	109.1%	103.7%	99.2%	82.6%		
AM Peak Volume	7:00 AM 811	7:00 AM 844	8:00 AM 850	7:00 AM 851	7:00 AM 810	7:00 AM 829	11:00 AM 799	11:00 AM 729	8:00 AM 707	
PM Peak Volume	5:00 PM 1050	5:00 PM 1082	5:00 PM 1099	5:00 PM 1067	5:00 PM 1086	5:00 PM 1077	1:00 PM 954	3:00 PM 762	5:00 PM 987	
<i>Comments:</i>										

LOCATION: 5. Silva Valley Pkwy/Allegheny Rd to Malcolm Dixon Rd SPECIFIC LOCATION: 0 ft from CITY/STATE: El Dorado Hills, CA														QC JOB #: 12004737 DIRECTION: EB/WB DATE: May 03 2014	
Start Time	Motor-cycles	Cars & Trailer	2 Axle Long	Buses	2 Axle 6 Tire	3 Axle Single	4 Axle Single	<5 Axle Double	5 Axle Double	>6 Axle Double	<6 Axle Multi	6 Axle Multi	>6 Axle Multi	Not Classified	Total
12:00 AM	1	61	15	1	3	0	0	0	0	0	0	0	0	0	81
1:00 AM	0	51	8	0	1	0	0	0	0	0	0	0	0	0	60
2:00 AM	0	27	6	0	1	0	0	0	0	0	0	0	0	0	34
3:00 AM	0	29	3	0	2	0	0	0	0	0	0	0	0	0	34
4:00 AM	0	22	4	1	3	0	0	0	0	0	0	0	0	0	30
5:00 AM	2	45	11	0	11	0	0	0	0	0	0	0	0	0	69
6:00 AM	2	93	56	0	22	1	0	7	0	0	0	0	0	2	183
7:00 AM	11	203	77	0	50	0	0	3	0	0	0	0	0	3	347
8:00 AM	12	297	158	0	37	0	0	3	0	0	0	0	0	8	515
9:00 AM	6	417	179	0	70	0	0	9	0	0	0	0	0	22	703
10:00 AM	11	446	210	2	64	0	0	8	0	0	0	0	0	29	770
11:00 AM	13	524	177	0	54	0	0	10	0	0	0	0	0	21	799
12:00 PM	16	562	207	3	57	2	0	6	0	0	0	0	0	32	885
1:00 PM	17	651	180	0	58	2	0	9	0	0	0	0	0	37	954
2:00 PM	21	517	155	0	49	0	0	7	0	0	0	0	0	27	776
3:00 PM	18	570	166	1	58	0	0	8	1	0	0	0	0	26	848
4:00 PM	20	598	220	1	50	0	0	10	0	0	0	0	0	43	942
5:00 PM	18	568	165	0	51	0	0	8	0	0	0	0	0	24	834
6:00 PM	12	447	125	0	22	0	0	2	0	0	0	0	0	12	620
7:00 PM	14	372	101	0	31	0	0	2	0	0	0	0	0	7	527
8:00 PM	4	307	76	1	19	0	0	1	0	0	0	0	0	3	411
9:00 PM	6	245	73	0	19	0	0	1	0	0	0	0	0	5	349
10:00 PM	3	207	52	0	21	0	0	1	0	0	0	0	0	5	289
11:00 PM	0	146	33	0	8	0	0	0	0	0	0	0	0	1	188
Day Total	207	7405	2457	10	761	5	0	95	1	0	0	0	0	307	11248
Percent	1.8%	65.8%	21.8%	0.1%	6.8%	0.0%	0.0%	0.8%	0.0%	0.0%	0.0%	0.0%	0.0%	2.7%	
ADT 11248															
AM Peak Volume	11:00 AM	11:00 AM	10:00 AM	10:00 AM	9:00 AM	6:00 AM		11:00 AM						10:00 AM	11:00 AM
	13	524	210	2	70	1		10						29	799
PM Peak Volume	2:00 PM	1:00 PM	4:00 PM	12:00 PM	1:00 PM	12:00 PM		4:00 PM	3:00 PM					4:00 PM	1:00 PM
	21	651	220	3	58	2		10	1					43	954
<i>Comments:</i>															

LOCATION: 5. Silva Valley Pkwy/Allegheny Rd to Malcolm Dixon Rd
SPECIFIC LOCATION: 0 ft from
CITY/STATE: El Dorado Hills, CA

QC JOB #: 12004737
DIRECTION: EB/WB
DATE: May 04 2014

Start Time	Motor-cycles	Cars & Trailer	2 Axle Long	Buses	2 Axle 6 Tire	3 Axle Single	4 Axle Single	<5 Axle Double	5 Axle Double	>6 Axle Double	<6 Axle Multi	6 Axle Multi	>6 Axle Multi	Not Classified	Total
12:00 AM	1	84	14	0	5	0	0	0	0	0	0	0	0	4	108
1:00 AM	0	55	16	0	5	0	0	0	0	0	0	0	0	0	76
2:00 AM	1	32	7	0	0	0	0	0	0	0	0	0	0	0	40
3:00 AM	0	23	2	0	1	0	0	0	0	0	0	0	0	0	26
4:00 AM	1	22	8	0	4	0	0	0	0	0	0	0	0	0	35
5:00 AM	1	40	19	0	13	0	0	1	0	0	0	0	0	0	74
6:00 AM	0	106	62	0	17	0	0	5	0	0	0	0	0	7	197
7:00 AM	3	177	88	1	24	0	0	1	0	0	0	0	0	0	294
8:00 AM	5	241	119	1	47	0	0	4	0	0	0	0	0	14	431
9:00 AM	10	345	121	2	45	0	0	1	1	0	0	0	0	14	539
10:00 AM	11	383	141	0	46	0	0	3	0	0	0	0	0	11	595
11:00 AM	21	475	161	0	49	0	0	6	0	0	0	0	0	17	729
12:00 PM	17	501	155	1	46	0	0	3	0	0	0	0	0	16	739
1:00 PM	24	494	144	1	47	1	0	2	0	0	0	0	0	20	733
2:00 PM	20	503	150	1	53	1	0	2	0	0	0	0	0	23	753
3:00 PM	19	508	161	0	47	0	0	7	0	0	0	0	0	20	762
4:00 PM	23	440	178	0	48	0	0	4	0	0	0	0	0	16	709
5:00 PM	10	471	149	0	34	0	0	4	0	0	0	0	0	22	690
6:00 PM	5	346	116	0	37	0	0	3	0	0	0	0	0	14	521
7:00 PM	7	319	101	0	31	0	0	1	0	0	0	0	0	2	461
8:00 PM	3	233	86	1	26	0	0	2	0	0	0	0	0	2	353
9:00 PM	0	198	49	3	15	0	0	1	0	0	0	0	0	2	268
10:00 PM	0	122	34	1	8	0	0	0	0	0	0	0	0	2	167
11:00 PM	0	52	8	0	2	0	0	0	0	0	0	0	0	0	62
Day Total	182	6170	2089	12	650	2	0	50	1	0	0	0	0	206	9362
Percent	1.9%	65.9%	22.3%	0.1%	6.9%	0.0%	0.0%	0.5%	0.0%	0.0%	0.0%	0.0%	0.0%	2.2%	
ADT 9362															
AM Peak Volume	11:00 AM	11:00 AM	11:00 AM	9:00 AM	11:00 AM			11:00 AM	9:00 AM					11:00 AM	11:00 AM
	21	475	161	2	49			6	1					17	729
PM Peak Volume	1:00 PM	3:00 PM	4:00 PM	9:00 PM	2:00 PM	1:00 PM		3:00 PM						2:00 PM	3:00 PM
	24	508	178	3	53	1		7						23	762

Comments:

LOCATION: 5. Silva Valley Pkwy/Allegheny Rd to Malcolm Dixon Rd
SPECIFIC LOCATION: 0 ft from
CITY/STATE: El Dorado Hills, CA

QC JOB #: 12004737
DIRECTION: EB/WB
DATE: May 05 2014

Start Time	Motor-cycles	Cars & Trailer	2 Axle Long	Buses	2 Axle 6 Tire	3 Axle Single	4 Axle Single	<5 Axle Double	5 Axle Double	>6 Axle Double	<6 Axle Multi	6 Axle Multi	>6 Axle Multi	Not Classified	Total
12:00 AM	0	30	6	0	2	0	0	1	0	0	0	0	0	0	39
1:00 AM	0	16	7	0	1	0	0	0	0	0	0	0	0	0	24
2:00 AM	0	7	4	0	1	0	0	1	0	0	0	0	0	0	13
3:00 AM	1	21	8	0	2	0	0	0	0	0	0	0	0	0	32
4:00 AM	0	18	18	0	8	0	0	1	0	0	0	0	0	0	45
5:00 AM	3	98	63	0	44	0	0	0	0	0	0	0	0	1	209
6:00 AM	0	200	147	4	85	2	0	6	1	0	0	0	0	4	449
7:00 AM	3	457	229	4	89	0	0	7	0	0	0	0	0	22	811
8:00 AM	2	487	210	4	61	3	0	9	0	0	0	0	0	21	797
9:00 AM	5	298	158	5	55	1	0	8	1	0	0	0	0	11	542
10:00 AM	4	328	142	0	47	1	0	4	2	0	0	0	0	14	542
11:00 AM	3	421	153	5	49	1	0	5	0	0	0	0	0	16	653
12:00 PM	5	456	147	6	43	1	0	2	0	0	0	0	0	12	672
1:00 PM	7	457	163	3	58	0	0	7	0	0	0	0	0	29	724
2:00 PM	2	505	187	7	65	2	0	5	0	0	0	0	0	24	797
3:00 PM	6	573	177	1	66	0	0	7	0	0	0	0	0	21	851
4:00 PM	5	598	222	1	48	0	0	6	0	0	0	0	0	32	912
5:00 PM	3	716	226	0	71	0	0	5	0	0	0	0	0	29	1050
6:00 PM	2	512	160	1	42	0	0	4	0	0	0	0	0	12	733
7:00 PM	3	341	116	0	31	0	0	2	0	0	0	0	0	17	510
8:00 PM	7	280	83	0	15	0	0	1	0	0	0	0	0	1	387
9:00 PM	2	185	52	0	11	0	0	0	1	0	0	0	0	1	252
10:00 PM	1	128	17	0	7	0	0	0	0	0	0	0	0	2	155
11:00 PM	0	66	14	0	0	0	0	1	0	0	0	0	0	0	81
Day Total	64	7198	2709	41	901	11	0	82	5	0	0	0	0	269	11280
Percent	0.6%	63.8%	24.0%	0.4%	8.0%	0.1%	0.0%	0.7%	0.0%	0.0%	0.0%	0.0%	0.0%	2.4%	
ADT 11280															
AM Peak	9:00 AM	8:00 AM	7:00 AM	9:00 AM	7:00 AM	8:00 AM		8:00 AM	10:00 AM					7:00 AM	7:00 AM
Volume	5	487	229	5	89	3		9	2					22	811
PM Peak	1:00 PM	5:00 PM	5:00 PM	2:00 PM	5:00 PM	2:00 PM		1:00 PM	9:00 PM					4:00 PM	5:00 PM
Volume	7	716	226	7	71	2		7	1					32	1050

Comments:

LOCATION: 5. Silva Valley Pkwy/Allegheny Rd to Malcolm Dixon Rd SPECIFIC LOCATION: 0 ft from CITY/STATE: El Dorado Hills, CA														QC JOB #: 12004737 DIRECTION: EB/WB DATE: May 06 2014	
Start Time	Motor-cycles	Cars & Trailer	2 Axle Long	Buses	2 Axle 6 Tire	3 Axle Single	4 Axle Single	<5 Axle Double	5 Axle Double	>6 Axle Double	<6 Axle Multi	6 Axle Multi	>6 Axle Multi	Not Classified	Total
12:00 AM	0	25	5	0	3	0	0	0	0	0	0	0	0	0	33
1:00 AM	0	16	3	0	3	0	0	0	0	0	0	0	0	0	22
2:00 AM	0	10	6	0	2	0	0	0	0	0	0	0	0	0	18
3:00 AM	1	19	4	0	0	0	0	0	0	0	0	0	0	0	24
4:00 AM	0	27	18	0	13	0	0	0	1	0	0	0	0	0	59
5:00 AM	2	106	42	0	36	1	0	0	0	0	0	0	0	0	187
6:00 AM	1	229	140	3	85	0	0	4	1	0	0	0	0	9	472
7:00 AM	2	462	247	4	103	0	0	8	0	0	0	0	0	18	844
8:00 AM	4	453	235	4	70	0	0	8	1	0	0	0	0	20	795
9:00 AM	3	320	161	6	44	0	0	3	0	0	0	0	0	11	548
10:00 AM	3	302	173	1	56	0	0	11	0	0	0	0	0	8	554
11:00 AM	3	305	135	1	62	0	0	7	0	0	0	0	0	18	531
12:00 PM	3	403	177	6	39	1	0	8	1	0	0	0	0	13	651
1:00 PM	7	414	147	4	56	2	0	4	0	0	0	0	0	24	658
2:00 PM	1	472	199	2	55	0	0	4	0	0	0	0	0	17	750
3:00 PM	4	559	226	6	73	2	0	8	1	0	0	0	0	27	906
4:00 PM	5	615	222	3	66	0	0	3	1	0	0	0	0	26	941
5:00 PM	12	704	239	0	72	1	0	6	0	0	0	0	0	48	1082
6:00 PM	3	513	162	1	31	0	0	2	0	0	0	0	0	27	739
7:00 PM	3	395	145	0	22	0	0	1	0	0	0	0	0	11	577
8:00 PM	2	300	86	0	22	0	0	3	0	0	0	0	0	7	420
9:00 PM	4	254	50	0	11	0	0	0	0	0	0	0	0	1	320
10:00 PM	2	131	36	0	8	0	0	0	0	0	0	0	0	0	177
11:00 PM	1	76	16	1	7	0	0	0	0	0	0	0	0	1	102
Day Total	66	7110	2874	42	939	7	0	80	6	0	0	0	0	286	11410
Percent	0.6%	62.3%	25.2%	0.4%	8.2%	0.1%	0.0%	0.7%	0.1%	0.0%	0.0%	0.0%	0.0%	2.5%	
ADT 11410															
AM Peak	8:00 AM	7:00 AM	7:00 AM	9:00 AM	7:00 AM	5:00 AM		10:00 AM	4:00 AM					8:00 AM	7:00 AM
Volume	4	462	247	6	103	1		11	1					20	844
PM Peak	5:00 PM	5:00 PM	5:00 PM	12:00 PM	3:00 PM	1:00 PM		12:00 PM	12:00 PM					5:00 PM	5:00 PM
Volume	12	704	239	6	73	2		8	1					48	1082
<i>Comments:</i>															

LOCATION: 5. Silva Valley Pkwy/Allegheny Rd to Malcolm Dixon Rd SPECIFIC LOCATION: 0 ft from CITY/STATE: El Dorado Hills, CA														QC JOB #: 12004737 DIRECTION: EB/WB DATE: May 07 2014		
Start Time	Motor-cycles	Cars & Trailer	2 Axle Long	Buses	2 Axle 6 Tire	3 Axle Single	4 Axle Single	<5 Axle Double	5 Axle Double	>6 Axle Double	<6 Axle Multi	6 Axle Multi	>6 Axle Multi	Not Classified	Total	
12:00 AM	0	31	12	0	3	0	0	0	0	0	0	0	0	0	46	
1:00 AM	1	21	6	0	1	0	0	0	1	0	0	0	0	0	30	
2:00 AM	0	17	3	0	0	0	0	0	0	0	0	0	0	0	20	
3:00 AM	1	24	11	0	0	0	0	0	0	0	0	0	0	0	36	
4:00 AM	0	30	13	0	7	0	0	0	1	0	0	0	0	0	51	
5:00 AM	3	79	51	4	38	5	0	0	0	0	0	0	0	2	182	
6:00 AM	5	237	169	2	98	0	0	8	0	0	0	0	0	2	521	
7:00 AM	4	441	252	5	95	1	0	2	3	0	1	0	0	26	830	
8:00 AM	3	484	237	5	75	4	0	13	0	0	0	0	0	29	850	
9:00 AM	5	346	183	6	53	5	3	8	0	0	0	0	0	13	622	
10:00 AM	4	329	183	0	49	6	0	7	0	0	0	0	0	14	592	
11:00 AM	12	363	136	4	41	1	0	5	0	0	0	0	0	13	575	
12:00 PM	6	422	174	4	58	2	1	6	0	0	0	0	0	15	688	
1:00 PM	7	440	184	5	56	1	0	9	1	0	0	0	0	19	722	
2:00 PM	7	506	211	2	73	4	1	9	0	0	0	0	0	22	835	
3:00 PM	10	573	230	8	57	0	0	4	0	0	0	0	0	33	915	
4:00 PM	14	600	206	1	83	0	0	1	0	0	0	0	0	30	935	
5:00 PM	8	737	243	1	72	0	0	4	0	0	0	0	0	34	1099	
6:00 PM	5	540	185	0	50	0	0	2	0	0	0	0	0	27	809	
7:00 PM	6	385	117	0	33	0	0	2	0	0	0	0	0	5	548	
8:00 PM	2	332	78	0	25	0	0	2	0	0	0	0	0	4	443	
9:00 PM	4	236	59	0	23	0	0	1	1	0	0	0	0	3	327	
10:00 PM	1	122	24	0	7	0	0	0	0	0	0	0	0	0	154	
11:00 PM	0	64	16	0	5	0	0	1	0	0	0	0	0	0	86	
Day Total	108	7359	2983	47	1002	29	5	84	7	0	1	0	0	291	11916	
Percent	0.9%	61.8%	25.0%	0.4%	8.4%	0.2%	0.0%	0.7%	0.1%	0.0%	0.0%	0.0%	0.0%	2.4%		
ADT 11916																
AM Peak Volume	11:00 AM	8:00 AM	7:00 AM	9:00 AM	6:00 AM	10:00 AM	9:00 AM	8:00 AM	7:00 AM					7:00 AM	8:00 AM	8:00 AM
	12	484	252	6	98	6	3	13	3					1	29	850
PM Peak Volume	4:00 PM	5:00 PM	5:00 PM	3:00 PM	4:00 PM	2:00 PM	12:00 PM	1:00 PM	1:00 PM					5:00 PM	5:00 PM	5:00 PM
	14	737	243	8	83	4	1	9	1					34	1099	1099
<i>Comments:</i>																

LOCATION: 5. Silva Valley Pkwy/Allegheny Rd to Malcolm Dixon Rd
SPECIFIC LOCATION: 0 ft from
CITY/STATE: El Dorado Hills, CA

QC JOB #: 12004737
DIRECTION: EB/WB
DATE: May 08 2014

Start Time	Motor-cycles	Cars & Trailer	2 Axle Long	Buses	2 Axle 6 Tire	3 Axle Single	4 Axle Single	<5 Axle Double	5 Axle Double	>6 Axle Double	<6 Axle Multi	6 Axle Multi	>6 Axle Multi	Not Classified	Total
12:00 AM	0	31	9	0	0	0	0	0	0	0	0	0	0	0	40
1:00 AM	0	25	8	0	1	0	0	0	0	0	0	0	0	0	34
2:00 AM	0	16	7	0	2	0	0	0	0	0	0	0	0	0	25
3:00 AM	1	18	7	0	3	0	0	0	0	0	0	0	0	0	29
4:00 AM	0	22	22	0	12	0	0	0	0	0	0	0	0	0	56
5:00 AM	0	73	72	0	46	1	0	0	0	0	0	0	0	0	192
6:00 AM	3	165	202	3	98	0	0	5	1	0	0	0	0	7	484
7:00 AM	1	402	298	3	111	0	0	8	0	0	0	0	0	28	851
8:00 AM	2	448	269	5	69	0	0	9	0	0	0	0	0	12	814
9:00 AM	2	297	235	7	63	0	0	8	0	0	0	0	0	16	628
10:00 AM	2	343	168	1	50	2	0	7	0	0	0	0	0	15	588
11:00 AM	5	360	180	3	48	1	0	4	1	0	0	0	0	14	616
12:00 PM	5	421	162	4	40	0	0	6	1	0	0	0	0	16	655
1:00 PM	5	359	160	5	47	0	0	6	3	0	0	0	0	18	603
2:00 PM	4	518	185	5	53	0	0	8	1	0	0	0	0	19	793
3:00 PM	5	564	244	6	62	3	0	10	0	0	0	0	0	54	948
4:00 PM	6	656	233	0	84	0	0	4	0	0	0	0	0	43	1026
5:00 PM	8	714	221	1	76	1	0	2	0	0	0	0	0	44	1067
6:00 PM	1	550	160	1	42	0	0	7	0	0	0	0	0	21	782
7:00 PM	5	369	126	0	36	0	0	4	0	0	0	0	0	12	552
8:00 PM	2	315	68	0	15	0	0	2	0	0	0	0	0	6	408
9:00 PM	0	237	63	1	19	0	0	0	0	0	0	0	0	3	323
10:00 PM	1	149	27	0	8	0	0	0	0	0	0	0	0	1	186
11:00 PM	3	61	17	0	3	0	0	0	0	0	0	0	0	0	84

Day Total	61	7113	3143	45	988	8	0	90	7	0	0	0	0	329	11784
Percent	0.5%	60.4%	26.7%	0.4%	8.4%	0.1%	0.0%	0.8%	0.1%	0.0%	0.0%	0.0%	0.0%	2.8%	



AM Peak	11:00 AM	8:00 AM	7:00 AM	9:00 AM	7:00 AM	10:00 AM		8:00 AM	6:00 AM					7:00 AM	7:00 AM
Volume	5	448	298	7	111	2		9	1					28	851
PM Peak	5:00 PM	5:00 PM	3:00 PM	3:00 PM	4:00 PM	3:00 PM		3:00 PM	1:00 PM					3:00 PM	5:00 PM
Volume	8	714	244	6	84	3		10	3					54	1067

Comments:

LOCATION: 5. Silva Valley Pkwy/Allegheny Rd to Malcolm Dixon Rd SPECIFIC LOCATION: 0 ft from CITY/STATE: El Dorado Hills, CA														QC JOB #: 12004737 DIRECTION: EB/WB DATE: May 09 2014	
Start Time	Motor-cycles	Cars & Trailer	2 Axle Long	Buses	2 Axle 6 Tire	3 Axle Single	4 Axle Single	<5 Axle Double	5 Axle Double	>6 Axle Double	<6 Axle Multi	6 Axle Multi	>6 Axle Multi	Not Classified	Total
12:00 AM	0	34	17	0	1	0	0	1	0	0	0	0	0	0	53
1:00 AM	0	15	4	0	2	0	0	0	0	0	0	0	0	0	21
2:00 AM	0	19	8	0	3	0	0	0	0	0	0	0	0	0	30
3:00 AM	1	16	1	0	2	0	0	0	0	0	0	0	0	0	20
4:00 AM	0	21	27	0	5	0	0	0	0	0	0	0	0	0	53
5:00 AM	1	85	62	0	28	0	0	3	0	0	0	0	0	0	179
6:00 AM	3	163	167	3	81	0	0	5	0	0	0	0	0	12	434
7:00 AM	2	408	283	4	90	0	0	6	0	0	0	0	0	17	810
8:00 AM	4	417	233	4	57	0	0	8	1	0	0	0	0	23	747
9:00 AM	2	311	189	4	67	1	0	6	0	0	0	0	0	14	594
10:00 AM	6	333	188	3	61	1	0	12	0	0	0	0	0	9	613
11:00 AM	9	354	182	1	61	2	0	10	0	0	0	0	0	14	633
12:00 PM	10	418	160	5	56	0	0	11	0	0	0	0	0	12	672
1:00 PM	13	485	198	5	70	0	0	6	0	0	0	0	0	17	794
2:00 PM	10	534	198	3	81	0	0	10	1	0	0	0	0	24	861
3:00 PM	4	635	245	8	83	1	0	4	1	0	0	0	0	32	1013
4:00 PM	16	645	262	2	78	0	0	5	0	0	0	0	0	23	1031
5:00 PM	12	705	255	1	78	1	0	4	0	0	0	0	0	30	1086
6:00 PM	4	506	194	2	57	0	0	3	0	0	0	0	0	25	791
7:00 PM	10	347	143	0	33	0	0	0	0	0	0	0	0	11	544
8:00 PM	11	366	117	0	22	0	0	1	0	0	0	0	0	1	518
9:00 PM	4	295	90	0	18	0	0	1	0	0	0	0	0	7	415
10:00 PM	1	210	56	0	23	0	0	0	0	0	0	0	0	6	296
11:00 PM	2	114	35	0	10	0	0	1	0	0	0	0	0	0	162
Day Total	125	7436	3314	45	1067	6	0	97	3	0	0	0	0	277	12370
Percent	1.0%	60.1%	26.8%	0.4%	8.6%	0.0%	0.0%	0.8%	0.0%	0.0%	0.0%	0.0%	0.0%	2.2%	
ADT 12370															
AM Peak	11:00 AM	8:00 AM	7:00 AM	7:00 AM	7:00 AM	11:00 AM		10:00 AM	8:00 AM					8:00 AM	7:00 AM
Volume	9	417	283	4	90	2		12	1					23	810
PM Peak	4:00 PM	5:00 PM	4:00 PM	3:00 PM	3:00 PM	3:00 PM		12:00 PM	2:00 PM					3:00 PM	5:00 PM
Volume	16	705	262	8	83	1		11	1					32	1086
<i>Comments:</i>															

LOCATION: 5. Silva Valley Pkwy/Allegheny Rd to Malcolm Dixon Rd													QC JOB #: 12004737		
SPECIFIC LOCATION: 0 ft from													DIRECTION: EB/WB		
CITY/STATE: El Dorado Hills, CA													DATE: May 03 2014 - May 09 2014		
Start Time	Motor-cycles	Cars & Trailer	2 Axle Long	Buses	2 Axle 6 Tire	3 Axle Single	4 Axle Single	<5 Axle Double	5 Axle Double	>6 Axle Double	<6 Axle Multi	6 Axle Multi	>6 Axle Multi	Not Classified	Total
Grand Total	813	49791	19569	242	6308	68	5	578	30	0	1	0	0	1965	79370
Percent	1.0%	62.7%	24.7%	0.3%	7.9%	0.1%	0.0%	0.7%	0.0%	0.0%	0.0%	0.0%	0.0%	2.5%	
ADT 11338															
<i>Comments:</i>															

Report generated on 5/30/2014 3:57 PM

SOURCE: Quality Counts, LLC (<http://www.qualitycounts.net>)



LOCATION: 5. Silva Valley Pkwy/Allegheny Rd to Malcolm Dixon Rd SPECIFIC LOCATION: 0 ft from CITY/STATE: El Dorado Hills, CA							QC JOB #: 12004737 DIRECTION: EB DATE: May 03 2014 - May 04 2014			
Start Time	Mon	Tue	Wed	Thu	Fri	Average Weekday Hourly Traffic	Sat 03-May-14	Sun 04-May-14	Average Week Hourly Traffic	Average Week Profile
12:00 AM						0	55	80	68	
1:00 AM						0	39	45	42	
2:00 AM						0	29	29	29	
3:00 AM						0	14	11	13	
4:00 AM						0	9	10	10	
5:00 AM						0	16	26	21	
6:00 AM						0	49	66	58	
7:00 AM						0	107	91	99	
8:00 AM						0	196	156	176	
9:00 AM						0	302	217	260	
10:00 AM						0	333	245	289	
11:00 AM						0	387	293	340	
12:00 PM						0	452	333	393	
1:00 PM						0	561	343	452	
2:00 PM						0	417	443	430	
3:00 PM						0	450	440	445	
4:00 PM						0	466	411	439	
5:00 PM						0	450	398	424	
6:00 PM						0	364	307	336	
7:00 PM						0	301	273	287	
8:00 PM						0	254	208	231	
9:00 PM						0	236	177	207	
10:00 PM						0	187	112	150	
11:00 PM						0	129	44	87	
Day Total						0	5803	4758	5286	
% Weekday Average										
% Week Average						0.0%	109.8%	90.0%		
AM Peak						12:00 AM	11:00 AM	11:00 AM	11:00 AM	
Volume						0	387	293	340	
PM Peak						12:00 PM	1:00 PM	2:00 PM	1:00 PM	
Volume						0	561	443	452	
<i>Comments:</i>										

LOCATION: 5. Silva Valley Pkwy/Allegheny Rd to Malcolm Dixon Rd						QC JOB #: 12004737		DIRECTION: EB		
SPECIFIC LOCATION: 0 ft from						DATE: May 05 2014 - May 09 2014				
CITY/STATE: El Dorado Hills, CA										
Start Time	Mon 05-May-14	Tue 06-May-14	Wed 07-May-14	Thu 08-May-14	Fri 09-May-14	Average Weekday Hourly Traffic	Sat	Sun	Average Week Hourly Traffic	Average Week Profile
12:00 AM	20	20	31	31	40	28			28	
1:00 AM	18	9	20	18	12	15			15	
2:00 AM	6	6	11	14	17	11			11	
3:00 AM	11	11	11	11	8	10			10	
4:00 AM	7	12	12	9	9	10			10	
5:00 AM	39	24	26	27	31	29			29	
6:00 AM	116	91	113	106	107	107			107	
7:00 AM	240	226	247	243	244	240			240	
8:00 AM	273	297	310	302	271	291			291	
9:00 AM	206	192	236	240	219	219			219	
10:00 AM	224	221	238	220	234	227			227	
11:00 AM	320	255	280	306	310	294			294	
12:00 PM	342	328	357	330	345	340			340	
1:00 PM	379	350	391	315	456	378			378	
2:00 PM	473	408	479	461	464	457			457	
3:00 PM	530	580	540	597	587	567			567	
4:00 PM	623	632	593	650	632	626			626	
5:00 PM	646	670	715	675	678	677			677	
6:00 PM	472	489	514	480	476	486			486	
7:00 PM	322	365	344	357	314	340			340	
8:00 PM	281	288	311	309	341	306			306	
9:00 PM	188	231	230	236	280	233			233	
10:00 PM	119	137	119	145	205	145			145	
11:00 PM	59	66	68	54	127	75			75	
Day Total	5914	5908	6196	6136	6407	6111			6111	
% Weekday Average		96.7%	101.4%	100.4%	104.8%					
% Week Average	111.9%	96.7%	101.4%	100.4%	104.8%	100.0%				
AM Peak Volume	11:00 AM 320	8:00 AM 297	8:00 AM 310	11:00 AM 306	11:00 AM 310	11:00 AM 294			11:00 AM 294	
PM Peak Volume	5:00 PM 646	5:00 PM 670	5:00 PM 715	5:00 PM 675	5:00 PM 678	5:00 PM 677			5:00 PM 677	
<i>Comments:</i>										

LOCATION: 5. Silva Valley Pkwy/Allegheny Rd to Malcolm Dixon Rd
SPECIFIC LOCATION: 0 ft from
CITY/STATE: El Dorado Hills, CA

QC JOB #: 12004737
DIRECTION: EB
DATE: Apr 28 2014 - May 02 2014

Start Time	Mon 28-Apr-14	Tue 29-Apr-14	Wed 30-Apr-14	Thu 01-May-14	Fri 02-May-14	Average Weekday Hourly Traffic		Average Weekday Profile
12:00 AM	20	20	31	31	40	28		
1:00 AM	18	9	20	18	12	15		
2:00 AM	6	6	11	14	17	11		
3:00 AM	11	11	11	11	8	10		
4:00 AM	7	12	12	9	9	10		
5:00 AM	39	24	26	27	31	29		
6:00 AM	116	91	113	106	107	107		
7:00 AM	240	226	247	243	244	240		
8:00 AM	273	297	310	302	271	291		
9:00 AM	206	192	236	240	219	219		
10:00 AM	224	221	238	220	234	227		
11:00 AM	320	255	280	306	310	294		
12:00 PM	342	328	357	330	345	340		
1:00 PM	379	350	391	315	456	378		
2:00 PM	473	408	479	461	464	457		
3:00 PM	530	580	540	597	587	567		
4:00 PM	623	632	593	650	632	626		
5:00 PM	646	670	715	675	678	677		
6:00 PM	472	489	514	480	476	486		
7:00 PM	322	365	344	357	314	340		
8:00 PM	281	288	311	309	341	306		
9:00 PM	188	231	230	236	280	233		
10:00 PM	119	137	119	145	205	145		
11:00 PM	59	66	68	54	127	75		
Day Total	5914	5908	6196	6136	6407	6111		
% Weekday Average	96.8%	96.7%	101.4%	100.4%	104.8%			
% Week Average								
AM Peak Volume	11:00 AM 320	8:00 AM 297	8:00 AM 310	11:00 AM 306	11:00 AM 310	11:00 AM 294		
PM Peak Volume	5:00 PM 646	5:00 PM 670	5:00 PM 715	5:00 PM 675	5:00 PM 678	5:00 PM 677		

Comments:

SUMMARY - Tube Count - Volume Data (Weekend)

LOCATION: 5. Silva Valley Pkwy/Allegheny Rd to Malcolm Dixon Rd SPECIFIC LOCATION: 0 ft from CITY/STATE: El Dorado Hills, CA				QC JOB #: 12004737 DIRECTION: EB DATE: May 03 2014 - May 04 2014		
Start Time			Sat 03-May-14	Sun 04-May-14	Average Weekend Hourly Traffic	Average Weekend Profile
12:00 AM			55	80	68	
1:00 AM			39	45	42	
2:00 AM			29	29	29	
3:00 AM			14	11	13	
4:00 AM			9	10	10	
5:00 AM			16	26	21	
6:00 AM			49	66	58	
7:00 AM			107	91	99	
8:00 AM			196	156	176	
9:00 AM			302	217	260	
10:00 AM			333	245	289	
11:00 AM			387	293	340	
12:00 PM			452	333	393	
1:00 PM			561	343	452	
2:00 PM			417	443	430	
3:00 PM			450	440	445	
4:00 PM			466	411	439	
5:00 PM			450	398	424	
6:00 PM			364	307	336	
7:00 PM			301	273	287	
8:00 PM			254	208	231	
9:00 PM			236	177	207	
10:00 PM			187	112	150	
11:00 PM			129	44	87	
Day Total			5803	4758	5286	
% Weekday Average						
% Week Average			109.8%	90.0%		
AM Peak Volume			11:00 AM 387	11:00 AM 293	11:00 AM 340	
PM Peak Volume			1:00 PM 561	2:00 PM 443	1:00 PM 452	
<i>Comments:</i>						

LOCATION: 5. Silva Valley Pkwy/Allegheny Rd to Malcolm Dixon Rd						QC JOB #: 12004737				
SPECIFIC LOCATION: 0 ft from						DIRECTION: EB				
CITY/STATE: El Dorado Hills, CA						DATE: Apr 28 2014 - May 04 2014				
Start Time	Mon 28-Apr-14	Tue 29-Apr-14	Wed 30-Apr-14	Thu 01-May-14	Fri 02-May-14	Average Weekday Hourly Traffic	Sat 03-May-14	Sun 04-May-14	Average Week Hourly Traffic	Average Week Profile
12:00 AM	20	20	31	31	40	28	55	80	40	
1:00 AM	18	9	20	18	12	15	39	45	23	
2:00 AM	6	6	11	14	17	11	29	29	16	
3:00 AM	11	11	11	11	8	10	14	11	11	
4:00 AM	7	12	12	9	9	10	9	10	10	
5:00 AM	39	24	26	27	31	29	16	26	27	
6:00 AM	116	91	113	106	107	107	49	66	93	
7:00 AM	240	226	247	243	244	240	107	91	200	
8:00 AM	273	297	310	302	271	291	196	156	258	
9:00 AM	206	192	236	240	219	219	302	217	230	
10:00 AM	224	221	238	220	234	227	333	245	245	
11:00 AM	320	255	280	306	310	294	387	293	307	
12:00 PM	342	328	357	330	345	340	452	333	355	
1:00 PM	379	350	391	315	456	378	561	343	399	
2:00 PM	473	408	479	461	464	457	417	443	449	
3:00 PM	530	580	540	597	587	567	450	440	532	
4:00 PM	623	632	593	650	632	626	466	411	572	
5:00 PM	646	670	715	675	678	677	450	398	605	
6:00 PM	472	489	514	480	476	486	364	307	443	
7:00 PM	322	365	344	357	314	340	301	273	325	
8:00 PM	281	288	311	309	341	306	254	208	285	
9:00 PM	188	231	230	236	280	233	236	177	225	
10:00 PM	119	137	119	145	205	145	187	112	146	
11:00 PM	59	66	68	54	127	75	129	44	78	
Day Total	5914	5908	6196	6136	6407	6111	5803	4758	5874	
% Weekday Average	96.8%	96.7%	101.4%	100.4%	104.8%					
% Week Average	100.7%	100.6%	105.5%	104.5%	109.1%	104.0%	98.8%	81.0%		
AM Peak Volume	11:00 AM 320	8:00 AM 297	8:00 AM 310	11:00 AM 306	11:00 AM 310	11:00 AM 294	11:00 AM 387	11:00 AM 293	11:00 AM 307	
PM Peak Volume	5:00 PM 646	5:00 PM 670	5:00 PM 715	5:00 PM 675	5:00 PM 678	5:00 PM 677	1:00 PM 561	2:00 PM 443	5:00 PM 605	
<i>Comments:</i>										

LOCATION: 5. Silva Valley Pkwy/Allegheny Rd to Malcolm Dixon Rd
SPECIFIC LOCATION: 0 ft from
CITY/STATE: El Dorado Hills, CA

QC JOB #: 12004737
DIRECTION: EB
DATE: May 03 2014

Start Time	Motor-cycles	Cars & Trailer	2 Axle Long	Buses	2 Axle 6 Tire	3 Axle Single	4 Axle Single	<5 Axle Double	5 Axle Double	>6 Axle Double	<6 Axle Multi	6 Axle Multi	>6 Axle Multi	Not Classified	Total
12:00 AM	1	45	7	1	1	0	0	0	0	0	0	0	0	0	55
1:00 AM	0	37	2	0	0	0	0	0	0	0	0	0	0	0	39
2:00 AM	0	23	6	0	0	0	0	0	0	0	0	0	0	0	29
3:00 AM	0	14	0	0	0	0	0	0	0	0	0	0	0	0	14
4:00 AM	0	7	0	1	1	0	0	0	0	0	0	0	0	0	9
5:00 AM	0	14	1	0	1	0	0	0	0	0	0	0	0	0	16
6:00 AM	0	30	14	0	3	0	0	1	0	0	0	0	0	1	49
7:00 AM	2	74	21	0	8	0	0	0	0	0	0	0	0	2	107
8:00 AM	5	139	44	0	5	0	0	1	0	0	0	0	0	2	196
9:00 AM	1	206	65	0	18	0	0	3	0	0	0	0	0	9	302
10:00 AM	7	209	88	0	10	0	0	4	0	0	0	0	0	15	333
11:00 AM	7	279	74	0	12	0	0	5	0	0	0	0	0	10	387
12:00 PM	8	320	85	3	18	2	0	4	0	0	0	0	0	12	452
1:00 PM	7	422	92	0	15	2	0	4	0	0	0	0	0	19	561
2:00 PM	12	315	62	0	16	0	0	1	0	0	0	0	0	11	417
3:00 PM	12	326	77	0	20	0	0	4	1	0	0	0	0	10	450
4:00 PM	7	334	89	0	14	0	0	5	0	0	0	0	0	17	466
5:00 PM	8	338	73	0	15	0	0	5	0	0	0	0	0	11	450
6:00 PM	7	284	55	0	9	0	0	2	0	0	0	0	0	7	364
7:00 PM	8	240	39	0	9	0	0	2	0	0	0	0	0	3	301
8:00 PM	2	209	35	1	5	0	0	0	0	0	0	0	0	2	254
9:00 PM	4	174	43	0	12	0	0	0	0	0	0	0	0	3	236
10:00 PM	0	145	28	0	11	0	0	0	0	0	0	0	0	3	187
11:00 PM	0	103	21	0	4	0	0	0	0	0	0	0	0	1	129

Day Total	98	4287	1021	6	207	4	0	41	1	0	0	0	0	138	5803
Percent	1.7%	73.9%	17.6%	0.1%	3.6%	0.1%	0.0%	0.7%	0.0%	0.0%	0.0%	0.0%	0.0%	2.4%	



AM Peak	10:00 AM	11:00 AM	10:00 AM	12:00 AM	9:00 AM			11:00 AM						10:00 AM	11:00 AM
Volume	7	279	88	1	18			5						15	387
PM Peak	2:00 PM	1:00 PM	1:00 PM	12:00 PM	3:00 PM	12:00 PM		4:00 PM	3:00 PM					1:00 PM	1:00 PM
Volume	12	422	92	3	20	2		5	1					19	561

Comments:

LOCATION: 5. Silva Valley Pkwy/Allegheny Rd to Malcolm Dixon Rd SPECIFIC LOCATION: 0 ft from CITY/STATE: El Dorado Hills, CA														QC JOB #: 12004737 DIRECTION: EB DATE: May 04 2014	
Start Time	Motor-cycles	Cars & Trailer	2 Axle Long	Buses	2 Axle 6 Tire	3 Axle Single	4 Axle Single	<5 Axle Double	5 Axle Double	>6 Axle Double	<6 Axle Multi	6 Axle Multi	>6 Axle Multi	Not Classified	Total
12:00 AM	0	69	9	0	1	0	0	0	0	0	0	0	0	1	80
1:00 AM	0	39	5	0	1	0	0	0	0	0	0	0	0	0	45
2:00 AM	1	24	4	0	0	0	0	0	0	0	0	0	0	0	29
3:00 AM	0	10	1	0	0	0	0	0	0	0	0	0	0	0	11
4:00 AM	0	7	2	0	1	0	0	0	0	0	0	0	0	0	10
5:00 AM	0	22	3	0	1	0	0	0	0	0	0	0	0	0	26
6:00 AM	0	50	9	0	3	0	0	0	0	0	0	0	0	4	66
7:00 AM	1	67	19	0	4	0	0	0	0	0	0	0	0	0	91
8:00 AM	3	109	29	0	8	0	0	1	0	0	0	0	0	6	156
9:00 AM	2	169	27	1	11	0	0	0	1	0	0	0	0	6	217
10:00 AM	7	179	47	0	7	0	0	0	0	0	0	0	0	5	245
11:00 AM	9	210	56	0	10	0	0	1	0	0	0	0	0	7	293
12:00 PM	12	251	50	0	13	0	0	1	0	0	0	0	0	6	333
1:00 PM	11	258	52	1	10	0	0	0	0	0	0	0	0	11	343
2:00 PM	8	334	68	1	20	1	0	2	0	0	0	0	0	9	443
3:00 PM	13	332	77	0	7	0	0	2	0	0	0	0	0	9	440
4:00 PM	12	280	88	0	20	0	0	3	0	0	0	0	0	8	411
5:00 PM	4	309	67	0	7	0	0	2	0	0	0	0	0	9	398
6:00 PM	4	228	55	0	12	0	0	2	0	0	0	0	0	6	307
7:00 PM	3	204	50	0	14	0	0	1	0	0	0	0	0	1	273
8:00 PM	1	151	43	0	11	0	0	0	0	0	0	0	0	2	208
9:00 PM	0	141	25	1	8	0	0	1	0	0	0	0	0	1	177
10:00 PM	0	89	18	1	4	0	0	0	0	0	0	0	0	0	112
11:00 PM	0	38	5	0	1	0	0	0	0	0	0	0	0	0	44
Day Total	91	3570	809	5	174	1	0	16	1	0	0	0	0	91	4758
Percent	1.9%	75.0%	17.0%	0.1%	3.7%	0.0%	0.0%	0.3%	0.0%	0.0%	0.0%	0.0%	0.0%	1.9%	
ADT 4758															
AM Peak	11:00 AM	11:00 AM	11:00 AM	9:00 AM	9:00 AM			8:00 AM	9:00 AM					11:00 AM	11:00 AM
Volume	9	210	56	1	11			1	1					7	293
PM Peak	3:00 PM	2:00 PM	4:00 PM	1:00 PM	2:00 PM	2:00 PM		4:00 PM						1:00 PM	2:00 PM
Volume	13	334	88	1	20	1		3						11	443
<i>Comments:</i>															

LOCATION: 5. Silva Valley Pkwy/Allegheny Rd to Malcolm Dixon Rd SPECIFIC LOCATION: 0 ft from CITY/STATE: El Dorado Hills, CA														QC JOB #: 12004737 DIRECTION: EB DATE: May 05 2014	
Start Time	Motor-cycles	Cars & Trailer	2 Axle Long	Buses	2 Axle 6 Tire	3 Axle Single	4 Axle Single	<5 Axle Double	5 Axle Double	>6 Axle Double	<6 Axle Multi	6 Axle Multi	>6 Axle Multi	Not Classified	Total
12:00 AM	0	18	1	0	1	0	0	0	0	0	0	0	0	0	20
1:00 AM	0	13	5	0	0	0	0	0	0	0	0	0	0	0	18
2:00 AM	0	4	1	0	0	0	0	1	0	0	0	0	0	0	6
3:00 AM	1	5	4	0	1	0	0	0	0	0	0	0	0	0	11
4:00 AM	0	4	3	0	0	0	0	0	0	0	0	0	0	0	7
5:00 AM	0	26	11	0	1	0	0	0	0	0	0	0	0	1	39
6:00 AM	0	76	26	0	10	1	0	1	1	0	0	0	0	1	116
7:00 AM	1	164	50	4	10	0	0	2	0	0	0	0	0	9	240
8:00 AM	1	191	61	3	5	1	0	3	0	0	0	0	0	8	273
9:00 AM	3	135	39	3	13	1	0	4	0	0	0	0	0	8	206
10:00 AM	1	159	40	0	12	1	0	1	2	0	0	0	0	8	224
11:00 AM	2	231	53	3	18	1	0	2	0	0	0	0	0	10	320
12:00 PM	0	258	64	1	12	1	0	1	0	0	0	0	0	5	342
1:00 PM	3	279	63	1	16	0	0	5	0	0	0	0	0	12	379
2:00 PM	2	332	99	7	25	1	0	2	0	0	0	0	0	5	473
3:00 PM	5	393	100	1	19	0	0	5	0	0	0	0	0	7	530
4:00 PM	3	452	133	0	20	0	0	2	0	0	0	0	0	13	623
5:00 PM	2	496	106	0	24	0	0	3	0	0	0	0	0	15	646
6:00 PM	2	368	76	0	18	0	0	4	0	0	0	0	0	4	472
7:00 PM	3	256	42	0	16	0	0	1	0	0	0	0	0	4	322
8:00 PM	2	223	50	0	5	0	0	0	0	0	0	0	0	1	281
9:00 PM	2	147	31	0	6	0	0	0	1	0	0	0	0	1	188
10:00 PM	0	102	13	0	3	0	0	0	0	0	0	0	0	1	119
11:00 PM	0	51	8	0	0	0	0	0	0	0	0	0	0	0	59
Day Total	33	4383	1079	23	235	7	0	37	4	0	0	0	0	113	5914
Percent	0.6%	74.1%	18.2%	0.4%	4.0%	0.1%	0.0%	0.6%	0.1%	0.0%	0.0%	0.0%	0.0%	1.9%	
ADT 5914															
AM Peak	9:00 AM	11:00 AM	8:00 AM	7:00 AM	11:00 AM	6:00 AM		9:00 AM	10:00 AM					11:00 AM	11:00 AM
Volume	3	231	61	4	18	1		4	2					10	320
PM Peak	3:00 PM	5:00 PM	4:00 PM	2:00 PM	2:00 PM	12:00 PM		1:00 PM	9:00 PM					5:00 PM	5:00 PM
Volume	5	496	133	7	25	1		5	1					15	646
<i>Comments:</i>															

LOCATION: 5. Silva Valley Pkwy/Allegheny Rd to Malcolm Dixon Rd
SPECIFIC LOCATION: 0 ft from
CITY/STATE: El Dorado Hills, CA

QC JOB #: 12004737
DIRECTION: EB
DATE: May 06 2014

Start Time	Motor-cycles	Cars & Trailer	2 Axle Long	Buses	2 Axle 6 Tire	3 Axle Single	4 Axle Single	<5 Axle Double	5 Axle Double	>6 Axle Double	<6 Axle Multi	6 Axle Multi	>6 Axle Multi	Not Classified	Total
12:00 AM	0	18	1	0	1	0	0	0	0	0	0	0	0	0	20
1:00 AM	0	8	1	0	0	0	0	0	0	0	0	0	0	0	9
2:00 AM	0	6	0	0	0	0	0	0	0	0	0	0	0	0	6
3:00 AM	1	10	0	0	0	0	0	0	0	0	0	0	0	0	11
4:00 AM	0	6	5	0	0	0	0	0	1	0	0	0	0	0	12
5:00 AM	0	19	3	0	2	0	0	0	0	0	0	0	0	0	24
6:00 AM	0	56	19	0	10	0	0	1	0	0	0	0	0	5	91
7:00 AM	1	162	36	4	11	0	0	2	0	0	0	0	0	10	226
8:00 AM	1	204	62	3	16	0	0	2	1	0	0	0	0	8	297
9:00 AM	2	142	37	2	6	0	0	0	0	0	0	0	0	3	192
10:00 AM	1	147	54	1	11	0	0	3	0	0	0	0	0	4	221
11:00 AM	1	182	50	1	11	0	0	2	0	0	0	0	0	8	255
12:00 PM	2	230	73	3	10	0	0	5	0	0	0	0	0	5	328
1:00 PM	4	262	56	0	15	1	0	2	0	0	0	0	0	10	350
2:00 PM	0	296	81	1	21	0	0	2	0	0	0	0	0	7	408
3:00 PM	1	424	117	4	16	1	0	5	1	0	0	0	0	11	580
4:00 PM	3	458	130	1	26	0	0	3	0	0	0	0	0	11	632
5:00 PM	9	504	97	0	31	1	0	5	0	0	0	0	0	23	670
6:00 PM	0	379	79	1	13	0	0	2	0	0	0	0	0	15	489
7:00 PM	1	278	71	0	9	0	0	1	0	0	0	0	0	5	365
8:00 PM	1	225	46	0	12	0	0	1	0	0	0	0	0	3	288
9:00 PM	3	195	29	0	4	0	0	0	0	0	0	0	0	0	231
10:00 PM	2	105	25	0	5	0	0	0	0	0	0	0	0	0	137
11:00 PM	1	54	7	0	3	0	0	0	0	0	0	0	0	1	66
Day Total	34	4370	1079	21	233	3	0	36	3	0	0	0	0	129	5908
Percent	0.6%	74.0%	18.3%	0.4%	3.9%	0.1%	0.0%	0.6%	0.1%	0.0%	0.0%	0.0%	0.0%	2.2%	
ADT 5908															
AM Peak	9:00 AM	8:00 AM	8:00 AM	7:00 AM	8:00 AM			10:00 AM	4:00 AM					7:00 AM	8:00 AM
Volume	2	204	62	4	16			3	1					10	297
PM Peak	5:00 PM	5:00 PM	4:00 PM	3:00 PM	5:00 PM	1:00 PM		12:00 PM	3:00 PM					5:00 PM	5:00 PM
Volume	9	504	130	4	31	1		5	1					23	670

Comments:

LOCATION: 5. Silva Valley Pkwy/Allegheny Rd to Malcolm Dixon Rd SPECIFIC LOCATION: 0 ft from CITY/STATE: El Dorado Hills, CA														QC JOB #: 12004737 DIRECTION: EB DATE: May 07 2014	
Start Time	Motor-cycles	Cars & Trailer	2 Axle Long	Buses	2 Axle 6 Tire	3 Axle Single	4 Axle Single	<5 Axle Double	5 Axle Double	>6 Axle Double	<6 Axle Multi	6 Axle Multi	>6 Axle Multi	Not Classified	Total
12:00 AM	0	25	5	0	1	0	0	0	0	0	0	0	0	0	31
1:00 AM	1	14	4	0	0	0	0	0	1	0	0	0	0	0	20
2:00 AM	0	10	1	0	0	0	0	0	0	0	0	0	0	0	11
3:00 AM	1	9	1	0	0	0	0	0	0	0	0	0	0	0	11
4:00 AM	0	9	3	0	0	0	0	0	0	0	0	0	0	0	12
5:00 AM	1	18	5	0	2	0	0	0	0	0	0	0	0	0	26
6:00 AM	1	75	25	0	10	0	0	1	0	0	0	0	0	1	113
7:00 AM	1	173	45	4	10	0	0	1	0	0	1	0	0	12	247
8:00 AM	1	214	61	2	11	4	0	6	0	0	0	0	0	11	310
9:00 AM	1	152	56	4	11	3	3	2	0	0	0	0	0	4	236
10:00 AM	1	162	48	0	16	0	0	2	0	0	0	0	0	9	238
11:00 AM	5	208	49	2	9	0	0	3	0	0	0	0	0	4	280
12:00 PM	5	250	74	1	16	2	1	3	0	0	0	0	0	5	357
1:00 PM	3	286	70	0	17	1	0	6	1	0	0	0	0	7	391
2:00 PM	5	343	91	1	19	3	1	5	0	0	0	0	0	11	479
3:00 PM	4	384	110	5	24	0	0	2	0	0	0	0	0	11	540
4:00 PM	10	440	101	0	25	0	0	1	0	0	0	0	0	16	593
5:00 PM	7	534	122	0	33	0	0	3	0	0	0	0	0	16	715
6:00 PM	4	386	87	0	19	0	0	2	0	0	0	0	0	16	514
7:00 PM	4	269	57	0	10	0	0	1	0	0	0	0	0	3	344
8:00 PM	2	252	46	0	8	0	0	1	0	0	0	0	0	2	311
9:00 PM	3	174	35	0	15	0	0	1	1	0	0	0	0	1	230
10:00 PM	1	100	13	0	5	0	0	0	0	0	0	0	0	0	119
11:00 PM	0	50	14	0	4	0	0	0	0	0	0	0	0	0	68
Day Total	61	4537	1123	19	265	13	5	40	3	0	1	0	0	129	6196
Percent	1.0%	73.2%	18.1%	0.3%	4.3%	0.2%	0.1%	0.6%	0.0%	0.0%	0.0%	0.0%	0.0%	2.1%	
ADT 6196															
AM Peak Volume	11:00 AM	8:00 AM	8:00 AM	7:00 AM	10:00 AM	8:00 AM	9:00 AM	8:00 AM	1:00 AM		7:00 AM			7:00 AM	8:00 AM
	5	214	61	4	16	4	3	6	1		1			12	310
PM Peak Volume	4:00 PM	5:00 PM	5:00 PM	3:00 PM	5:00 PM	2:00 PM	12:00 PM	1:00 PM	1:00 PM					4:00 PM	5:00 PM
	10	534	122	5	33	3	1	6	1					16	715
<i>Comments:</i>															

LOCATION: 5. Silva Valley Pkwy/Allegheny Rd to Malcolm Dixon Rd
SPECIFIC LOCATION: 0 ft from
CITY/STATE: El Dorado Hills, CA

QC JOB #: 12004737
DIRECTION: EB
DATE: May 08 2014

Start Time	Motor-cycles	Cars & Trailer	2 Axle Long	Buses	2 Axle 6 Tire	3 Axle Single	4 Axle Single	<5 Axle Double	5 Axle Double	>6 Axle Double	<6 Axle Multi	6 Axle Multi	>6 Axle Multi	Not Classified	Total
12:00 AM	0	26	5	0	0	0	0	0	0	0	0	0	0	0	31
1:00 AM	0	13	5	0	0	0	0	0	0	0	0	0	0	0	18
2:00 AM	0	12	2	0	0	0	0	0	0	0	0	0	0	0	14
3:00 AM	1	7	3	0	0	0	0	0	0	0	0	0	0	0	11
4:00 AM	0	8	1	0	0	0	0	0	0	0	0	0	0	0	9
5:00 AM	0	17	9	0	1	0	0	0	0	0	0	0	0	0	27
6:00 AM	0	64	30	0	7	0	0	1	1	0	0	0	0	3	106
7:00 AM	0	173	44	3	7	0	0	2	0	0	0	0	0	14	243
8:00 AM	0	208	70	3	15	0	0	2	0	0	0	0	0	4	302
9:00 AM	1	152	63	5	12	0	0	1	0	0	0	0	0	6	240
10:00 AM	1	157	43	0	10	0	0	3	0	0	0	0	0	6	220
11:00 AM	4	214	69	3	7	1	0	2	0	0	0	0	0	6	306
12:00 PM	1	246	64	1	9	0	0	3	1	0	0	0	0	5	330
1:00 PM	4	217	72	0	10	0	0	3	3	0	0	0	0	6	315
2:00 PM	3	333	85	3	20	0	0	5	0	0	0	0	0	12	461
3:00 PM	3	405	126	6	23	3	0	8	0	0	0	0	0	23	597
4:00 PM	3	457	131	0	36	0	0	3	0	0	0	0	0	20	650
5:00 PM	7	495	116	1	32	0	0	1	0	0	0	0	0	23	675
6:00 PM	0	373	73	1	16	0	0	5	0	0	0	0	0	12	480
7:00 PM	2	280	57	0	12	0	0	2	0	0	0	0	0	4	357
8:00 PM	1	252	43	0	9	0	0	0	0	0	0	0	0	4	309
9:00 PM	0	189	37	0	10	0	0	0	0	0	0	0	0	0	236
10:00 PM	1	120	19	0	5	0	0	0	0	0	0	0	0	0	145
11:00 PM	2	44	6	0	2	0	0	0	0	0	0	0	0	0	54

Day Total	34	4462	1173	26	243	4	0	41	5	0	0	0	0	148	6136
Percent	0.6%	72.7%	19.1%	0.4%	4.0%	0.1%	0.0%	0.7%	0.1%	0.0%	0.0%	0.0%	0.0%	2.4%	



AM Peak	11:00 AM	11:00 AM	8:00 AM	9:00 AM	8:00 AM	11:00 AM		10:00 AM	6:00 AM					7:00 AM	11:00 AM
Volume	4	214	70	5	15	1		3	1					14	306
PM Peak	5:00 PM	5:00 PM	4:00 PM	3:00 PM	4:00 PM	3:00 PM		3:00 PM	1:00 PM					3:00 PM	5:00 PM
Volume	7	495	131	6	36	3		8	3					23	675

Comments:

LOCATION: 5. Silva Valley Pkwy/Allegheny Rd to Malcolm Dixon Rd SPECIFIC LOCATION: 0 ft from CITY/STATE: El Dorado Hills, CA														QC JOB #: 12004737 DIRECTION: EB DATE: May 09 2014	
Start Time	Motor-cycles	Cars & Trailer	2 Axle Long	Buses	2 Axle 6 Tire	3 Axle Single	4 Axle Single	<5 Axle Double	5 Axle Double	>6 Axle Double	<6 Axle Multi	6 Axle Multi	>6 Axle Multi	Not Classified	Total
12:00 AM	0	27	12	0	1	0	0	0	0	0	0	0	0	0	40
1:00 AM	0	8	3	0	1	0	0	0	0	0	0	0	0	0	12
2:00 AM	0	12	4	0	1	0	0	0	0	0	0	0	0	0	17
3:00 AM	1	6	0	0	1	0	0	0	0	0	0	0	0	0	8
4:00 AM	0	6	3	0	0	0	0	0	0	0	0	0	0	0	9
5:00 AM	0	27	4	0	0	0	0	0	0	0	0	0	0	0	31
6:00 AM	1	64	25	0	12	0	0	0	0	0	0	0	0	5	107
7:00 AM	0	170	51	4	7	0	0	3	0	0	0	0	0	9	244
8:00 AM	1	184	60	3	12	0	0	3	1	0	0	0	0	7	271
9:00 AM	0	150	50	1	11	0	0	1	0	0	0	0	0	6	219
10:00 AM	2	155	56	3	11	0	0	4	0	0	0	0	0	3	234
11:00 AM	0	205	73	1	19	1	0	4	0	0	0	0	0	7	310
12:00 PM	4	250	62	2	15	0	0	5	0	0	0	0	0	7	345
1:00 PM	10	327	89	1	19	0	0	4	0	0	0	0	0	6	456
2:00 PM	3	344	80	1	25	0	0	5	1	0	0	0	0	5	464
3:00 PM	1	428	109	6	28	1	0	2	0	0	0	0	0	12	587
4:00 PM	5	447	138	0	29	0	0	3	0	0	0	0	0	10	632
5:00 PM	7	510	119	0	22	1	0	4	0	0	0	0	0	15	678
6:00 PM	3	352	84	1	20	0	0	3	0	0	0	0	0	13	476
7:00 PM	3	234	65	0	7	0	0	0	0	0	0	0	0	5	314
8:00 PM	9	257	64	0	9	0	0	1	0	0	0	0	0	1	341
9:00 PM	2	220	45	0	7	0	0	1	0	0	0	0	0	5	280
10:00 PM	1	161	30	0	10	0	0	0	0	0	0	0	0	3	205
11:00 PM	1	95	27	0	4	0	0	0	0	0	0	0	0	0	127
Day Total	54	4639	1253	23	271	3	0	43	2	0	0	0	0	119	6407
Percent	0.8%	72.4%	19.6%	0.4%	4.2%	0.0%	0.0%	0.7%	0.0%	0.0%	0.0%	0.0%	0.0%	1.9%	
ADT 6407															
AM Peak	10:00 AM	11:00 AM	11:00 AM	7:00 AM	11:00 AM	11:00 AM		10:00 AM	8:00 AM					7:00 AM	11:00 AM
Volume	2	205	73	4	19	1		4	1					9	310
PM Peak	1:00 PM	5:00 PM	4:00 PM	3:00 PM	4:00 PM	3:00 PM		12:00 PM	2:00 PM					5:00 PM	5:00 PM
Volume	10	510	138	6	29	1		5	1					15	678
<i>Comments:</i>															

LOCATION: 5. Silva Valley Pkwy/Allegheny Rd to Malcolm Dixon Rd											QC JOB #: 12004737				
SPECIFIC LOCATION: 0 ft from											DIRECTION: EB				
CITY/STATE: El Dorado Hills, CA											DATE: May 03 2014 - May 09 2014				
Start Time	Motor-cycles	Cars & Trailer	2 Axle Long	Buses	2 Axle 6 Tire	3 Axle Single	4 Axle Single	<5 Axle Double	5 Axle Double	>6 Axle Double	<6 Axle Multi	6 Axle Multi	>6 Axle Multi	Not Classified	Total
Grand Total	405	30248	7537	123	1628	35	5	254	19	0	1	0	0	867	41122
Percent	1.0%	73.6%	18.3%	0.3%	4.0%	0.1%	0.0%	0.6%	0.0%	0.0%	0.0%	0.0%	0.0%	2.1%	
ADT 5874															
<i>Comments:</i>															

Report generated on 5/30/2014 3:57 PM

SOURCE: Quality Counts, LLC (<http://www.qualitycounts.net>)



LOCATION: 5. Silva Valley Pkwy/Allegheny Rd to Malcolm Dixon Rd SPECIFIC LOCATION: 0 ft from CITY/STATE: El Dorado Hills, CA															QC JOB #: 12004737 DIRECTION: WB DATE: May 03 2014		
Start Time	15	16	21	26	31	36	41	46	51	56	61	66	71	76	Total	Pace Speed	Number in Pace
	15	20	25	30	35	40	45	50	55	60	65	70	75	999			
12:00 AM	1	0	0	0	0	0	0	0	0	2	4	2	0	0	9	61-70	6
12:15 AM	0	0	0	0	0	0	1	0	0	2	2	0	0	0	5	56-65	4
12:30 AM	2	0	0	0	0	0	0	0	0	0	3	1	0	0	6	61-70	4
12:45 AM	2	0	0	0	0	0	0	0	0	0	2	1	1	0	6	61-70	3
1:00 AM	0	0	0	0	0	0	0	0	1	4	0	0	2	0	7	51-60	5
1:15 AM	1	0	0	0	0	0	0	0	0	3	2	0	0	0	6	56-65	5
1:30 AM	1	0	0	0	0	0	0	0	1	1	1	0	0	0	4	56-65	2
1:45 AM	0	0	0	0	0	0	0	0	0	0	4	0	0	0	4	56-65	4
2:00 AM	0	0	0	0	0	0	0	0	0	0	0	0	0	0	0	1-10	0
2:15 AM	0	0	0	0	0	0	1	1	0	0	0	0	0	0	2	41-50	2
2:30 AM	0	0	0	0	0	0	0	0	0	0	1	0	0	0	1	56-65	1
2:45 AM	0	0	0	0	0	0	0	1	1	0	0	0	0	0	2	46-55	2
3:00 AM	2	0	0	0	0	0	0	0	0	1	0	1	0	0	4	8-17	1
3:15 AM	2	0	0	0	0	0	0	0	0	1	1	0	0	0	4	56-65	2
3:30 AM	0	0	0	0	0	0	0	0	0	1	1	1	0	0	3	61-70	2
3:45 AM	1	0	0	0	0	1	0	0	1	1	4	1	0	0	9	56-65	5
4:00 AM	0	0	0	0	0	0	0	0	2	1	0	0	0	0	3	51-60	3
4:15 AM	0	0	0	0	0	0	0	0	0	0	0	2	0	0	2	61-70	2
4:30 AM	0	0	0	0	0	0	0	0	1	2	6	0	0	1	10	56-65	8
4:45 AM	2	0	0	0	0	0	0	0	0	0	1	2	1	0	6	66-75	3
5:00 AM	0	0	0	0	0	0	0	0	0	2	5	3	0	0	10	61-70	7
5:15 AM	3	0	0	0	0	0	0	0	1	1	7	1	0	0	13	56-65	8
5:30 AM	2	0	0	0	0	0	0	0	0	3	4	3	3	1	16	58-67	7
5:45 AM	0	0	0	0	0	0	0	0	1	4	5	4	0	0	14	61-70	9
Day Total																	
Percent																	
AM Peak Volume																	
PM Peak Volume																	
Comments:																	

LOCATION: 5. Silva Valley Pkwy/Allegheny Rd to Malcolm Dixon Rd SPECIFIC LOCATION: 0 ft from CITY/STATE: El Dorado Hills, CA															QC JOB #: 12004737 DIRECTION: WB DATE: May 03 2014		
Start Time	15	20	25	30	35	40	45	50	55	60	65	70	75	999	Total	Pace Speed	Number in Pace
6:00 AM	4	0	0	0	0	0	0	0	0	4	6	9	1	1	25	61-70	15
6:15 AM	0	0	0	0	0	0	0	0	3	7	17	5	2	0	34	58-67	23
6:30 AM	1	0	0	0	0	0	0	0	3	18	17	0	2	0	41	56-65	35
6:45 AM	1	0	0	0	0	0	0	0	2	13	8	9	1	0	34	56-65	21
7:00 AM	4	0	0	0	0	0	0	0	0	17	18	12	2	0	53	56-65	35
7:15 AM	5	0	0	0	0	0	0	0	0	3	41	14	1	1	65	61-70	54
7:30 AM	3	0	0	0	0	2	1	1	1	11	21	12	0	0	52	61-70	33
7:45 AM	5	0	0	0	0	0	0	0	6	32	22	5	1	0	71	56-65	54
8:00 AM	3	0	0	0	0	0	0	0	3	18	23	4	0	1	52	56-65	41
8:15 AM	2	0	0	0	0	0	0	1	17	33	26	5	1	0	85	56-65	59
8:30 AM	5	0	0	0	0	0	0	0	10	41	32	6	0	0	94	56-65	73
8:45 AM	6	0	0	0	0	0	0	0	16	23	29	13	1	0	88	56-65	51
9:00 AM	4	0	0	0	0	0	0	0	9	39	31	10	0	0	93	56-65	70
9:15 AM	2	0	0	0	0	0	0	2	20	35	29	3	1	0	92	56-65	63
9:30 AM	6	0	0	0	0	0	0	0	3	51	45	5	0	0	110	56-65	96
9:45 AM	4	0	0	0	0	0	0	1	19	51	26	1	0	0	102	56-65	76
10:00 AM	3	0	0	0	0	0	0	1	10	34	33	15	0	0	96	56-65	66
10:15 AM	5	0	0	0	0	0	0	3	12	70	27	7	1	0	125	56-65	97
10:30 AM	7	0	0	0	0	0	0	0	15	31	53	6	0	1	113	56-65	83
10:45 AM	4	0	0	0	0	0	0	1	14	43	37	3	2	0	104	56-65	80
11:00 AM	3	0	0	0	0	0	6	13	22	22	20	10	0	0	96	51-60	44
11:15 AM	10	0	0	0	0	0	0	3	19	41	20	8	0	0	101	56-65	61
11:30 AM	3	0	0	0	0	0	0	5	24	56	19	3	2	0	112	51-60	80
11:45 AM	6	0	0	0	0	0	0	1	20	36	34	6	0	0	103	56-65	70
Day Total																	
Percent																	
AM Peak Volume																	
PM Peak Volume																	
Comments:																	

LOCATION: 5. Silva Valley Pkwy/Allegheny Rd to Malcolm Dixon Rd SPECIFIC LOCATION: 0 ft from CITY/STATE: El Dorado Hills, CA															QC JOB #: 12004737 DIRECTION: WB DATE: May 03 2014		
Start Time	1 15	16 20	21 25	26 30	31 35	36 40	41 45	46 50	51 55	56 60	61 65	66 70	71 75	76 999	Total	Pace Speed	Number in Pace
12:00 PM	5	0	0	0	0	0	0	5	13	40	17	7	0	0	87	56-65	57
12:15 PM	14	0	0	0	0	0	1	4	30	54	25	1	0	1	130	51-60	84
12:30 PM	4	0	0	0	0	0	0	8	24	38	23	8	0	0	105	55-64	61
12:45 PM	4	0	0	0	0	0	0	9	28	39	20	4	1	0	105	51-60	67
1:00 PM	5	0	0	0	0	0	0	0	15	40	28	3	1	0	92	56-65	67
1:15 PM	8	0	0	0	0	0	0	3	28	36	22	2	0	0	99	51-60	64
1:30 PM	7	0	0	0	1	0	0	1	17	38	24	7	0	0	95	56-65	61
1:45 PM	7	0	0	0	0	0	1	0	10	42	35	7	0	1	103	56-65	77
2:00 PM	9	0	0	0	0	0	0	0	14	34	28	5	0	0	90	56-65	61
2:15 PM	4	0	0	0	0	0	0	0	18	37	18	3	0	0	80	51-60	55
2:30 PM	5	0	0	0	0	0	0	0	16	41	24	7	2	0	95	56-65	65
2:45 PM	6	0	0	0	0	0	1	3	21	43	18	2	0	0	94	51-60	64
3:00 PM	4	0	0	0	0	0	0	1	13	40	25	0	0	0	83	56-65	65
3:15 PM	8	0	0	0	0	0	1	1	18	34	21	7	0	1	91	56-65	55
3:30 PM	8	0	0	0	0	0	0	4	28	36	23	6	1	0	106	51-60	64
3:45 PM	4	0	0	0	0	0	0	1	38	51	16	4	0	0	114	51-60	88
4:00 PM	10	0	0	0	0	14	5	13	61	36	18	6	0	1	164	51-60	96
4:15 PM	10	0	0	0	0	0	0	3	41	38	21	4	0	0	117	51-60	78
4:30 PM	7	0	0	0	0	0	0	5	12	37	29	5	1	0	96	56-65	66
4:45 PM	8	0	0	0	0	0	0	1	9	30	31	9	4	0	92	56-65	61
5:00 PM	6	0	0	0	0	0	0	7	27	52	15	2	0	0	109	51-60	79
5:15 PM	12	0	0	0	0	0	2	18	22	18	18	4	0	0	94	46-55	40
5:30 PM	3	0	0	0	0	0	0	11	10	23	27	3	1	0	78	56-65	50
5:45 PM	10	0	0	0	0	1	1	5	14	38	25	9	0	0	103	56-65	63
Day Total																	
Percent																	
AM Peak																	
Volume																	
PM Peak																	
Volume																	
Comments:																	

LOCATION: 5. Silva Valley Pkwy/Allegheny Rd to Malcolm Dixon Rd SPECIFIC LOCATION: 0 ft from CITY/STATE: El Dorado Hills, CA															QC JOB #: 12004737 DIRECTION: WB DATE: May 03 2014		
Start Time	15	16	21	26	31	36	41	46	51	56	61	66	71	76	Total	Pace Speed	Number in Pace
	15	20	25	30	35	40	45	50	55	60	65	70	75	999			
6:00 PM	8	0	0	0	0	0	0	2	12	28	22	5	2	0	79	56-65	50
6:15 PM	2	0	0	0	0	0	0	2	5	31	20	6	0	0	66	56-65	51
6:30 PM	2	0	0	0	0	1	3	2	6	15	16	5	0	0	50	56-65	31
6:45 PM	3	0	0	0	0	0	1	1	12	22	11	7	1	1	59	51-60	34
7:00 PM	4	0	0	0	0	0	3	2	3	16	15	8	1	0	52	56-65	31
7:15 PM	3	0	0	0	0	1	1	5	13	17	13	4	0	0	57	56-65	30
7:30 PM	2	0	0	0	0	0	2	5	8	17	19	5	1	0	59	56-65	35
7:45 PM	3	0	0	0	0	0	0	3	10	24	15	3	1	0	59	56-65	39
8:00 PM	2	0	0	0	0	0	0	1	4	17	11	5	0	0	40	56-65	28
8:15 PM	0	0	0	0	0	0	0	0	4	18	15	3	1	0	41	56-65	33
8:30 PM	1	0	0	0	0	0	0	5	7	17	9	2	1	0	42	56-65	25
8:45 PM	2	0	0	0	0	1	1	1	6	14	7	2	0	0	34	56-65	20
9:00 PM	2	0	0	0	0	0	0	2	9	9	11	4	0	0	37	56-65	20
9:15 PM	3	0	0	0	0	0	0	0	6	8	6	6	1	0	30	53-62	14
9:30 PM	1	0	0	0	0	0	0	0	3	5	6	3	1	0	19	58-67	10
9:45 PM	0	0	0	0	0	0	0	0	2	11	10	4	0	0	27	56-65	21
10:00 PM	2	0	0	0	0	0	0	2	12	10	5	0	0	0	31	51-60	22
10:15 PM	0	0	0	0	0	0	0	0	3	7	9	3	0	0	22	56-65	16
10:30 PM	1	0	0	0	0	0	0	0	2	8	8	2	0	0	21	56-65	16
10:45 PM	1	0	0	0	0	0	0	2	3	15	5	1	0	0	27	56-65	20
11:00 PM	0	0	0	0	0	0	0	2	11	6	1	0	0	0	20	51-60	17
11:15 PM	0	0	0	0	0	0	1	3	1	4	3	0	1	0	13	57-66	6
11:30 PM	0	0	0	0	0	0	0	1	2	9	1	0	1	0	14	51-60	11
11:45 PM	0	0	0	0	0	0	0	2	0	5	4	1	0	0	12	56-65	9
Day Total	325	0	0	0	1	21	33	180	928	2006	1480	387	48	11	5420	56-65	3486
Percent	6.0%	0.0%	0.0%	0.0%	0.0%	0.4%	0.6%	3.3%	17.1%	37.0%	27.3%	7.1%	0.9%	0.2%			
ADT 5420																	
AM Peak Volume	11:15 AM 7:30 AM 11:00 AM 11:00 AM 11:30 AM 10:15 AM 10:30 AM 10:00 AM 5:30 AM 4:30 AM 10 2 6 13 24 70 53 15 3 1 10:15 AM 125																
PM Peak Volume	12:15 PM 1:30 PM 4:00 PM 4:00 PM 5:15 PM 4:00 PM 12:15 PM 1:45 PM 4:45 PM 4:45 PM 12:15 PM 14 1 14 5 18 61 54 35 9 4 1 4:00 PM 164																
<i>Comments:</i>																	

LOCATION: 5. Silva Valley Pkwy/Allegheny Rd to Malcolm Dixon Rd															QC JOB #: 12004737		
SPECIFIC LOCATION: 0 ft from															DIRECTION: WB		
CITY/STATE: El Dorado Hills, CA															DATE: May 04 2014		
Start Time	15	16	21	26	31	36	41	46	51	56	61	66	71	76	Total	Pace Speed	Number in Pace
	15	20	25	30	35	40	45	50	55	60	65	70	75	999			
12:00 AM	3	0	0	0	0	0	1	0	1	2	3	0	0	0	10	58-67	4
12:15 AM	0	0	0	0	0	0	0	0	0	1	2	0	0	0	3	56-65	3
12:30 AM	0	0	0	0	0	0	0	0	0	2	1	0	1	0	4	56-65	3
12:45 AM	0	0	0	0	0	0	0	0	0	4	4	1	0	0	9	56-65	8
1:00 AM	0	0	0	0	0	0	0	0	2	6	1	2	0	0	11	51-60	8
1:15 AM	1	0	0	0	0	0	0	0	4	0	2	2	0	0	9	61-70	4
1:30 AM	0	0	0	0	0	0	0	0	0	4	0	0	0	0	4	51-60	4
1:45 AM	0	0	0	0	0	0	0	0	1	1	2	2	1	0	7	61-70	4
2:00 AM	0	0	0	0	0	0	0	0	0	3	1	0	0	0	4	56-65	4
2:15 AM	0	0	0	0	0	0	0	0	0	0	3	1	0	0	4	61-70	4
2:30 AM	1	0	0	0	0	0	0	0	1	0	0	0	1	0	3	46-55	1
2:45 AM	0	0	0	0	0	0	0	0	0	0	0	0	0	0	0	1-10	0
3:00 AM	1	0	0	0	0	0	0	0	0	0	0	0	0	0	1	15-24	0
3:15 AM	0	0	0	0	0	0	0	0	0	2	0	0	0	0	2	51-60	2
3:30 AM	0	0	0	0	0	0	0	1	1	2	2	0	0	0	6	56-65	4
3:45 AM	0	0	0	0	1	0	0	1	1	2	0	1	0	0	6	51-60	3
4:00 AM	0	0	0	0	0	0	0	1	0	0	1	1	0	0	3	61-70	2
4:15 AM	1	0	0	0	0	0	0	0	0	0	2	0	0	0	3	56-65	2
4:30 AM	0	0	0	0	0	0	0	1	1	1	3	4	1	0	11	61-70	7
4:45 AM	1	0	0	0	0	0	0	0	1	1	3	2	0	0	8	61-70	5
5:00 AM	0	0	0	0	0	0	0	0	0	1	1	1	2	0	5	66-75	3
5:15 AM	2	0	0	0	0	0	0	0	1	5	4	1	1	0	14	56-65	9
5:30 AM	1	0	0	0	0	0	0	0	1	0	3	4	5	3	17	66-75	9
5:45 AM	3	0	0	0	0	0	0	0	0	1	0	4	4	0	12	66-75	8
Day Total																	
Percent																	
AM Peak Volume																	
PM Peak Volume																	
Comments:																	

LOCATION: 5. Silva Valley Pkwy/Allegheny Rd to Malcolm Dixon Rd SPECIFIC LOCATION: 0 ft from CITY/STATE: El Dorado Hills, CA															QC JOB #: 12004737 DIRECTION: WB DATE: May 04 2014		
Start Time	15	16	21	26	31	36	41	46	51	56	61	66	71	76	Total	Pace Speed	Number in Pace
	15	20	25	30	35	40	45	50	55	60	65	70	75	999			
6:00 AM	4	0	0	0	0	0	0	0	0	3	10	10	2	5	34	61-70	20
6:15 AM	1	0	0	0	0	0	0	1	0	4	16	8	0	2	32	61-70	24
6:30 AM	3	0	0	0	0	0	0	0	2	6	14	4	1	1	31	56-65	20
6:45 AM	3	0	0	0	0	0	0	0	2	6	6	11	4	0	32	61-70	17
7:00 AM	0	0	0	0	0	0	0	0	4	8	23	17	1	0	53	61-70	40
7:15 AM	1	0	0	0	0	0	0	0	3	17	17	7	0	1	46	56-65	34
7:30 AM	2	0	0	0	0	0	0	0	5	20	14	8	2	0	51	56-65	33
7:45 AM	3	0	0	0	0	0	0	1	4	12	20	12	1	0	53	56-65	32
8:00 AM	2	0	0	0	0	0	0	6	12	11	15	10	0	0	56	56-65	26
8:15 AM	3	0	0	0	0	0	1	1	3	22	22	12	4	1	69	56-65	44
8:30 AM	4	0	0	0	0	0	0	0	5	28	19	4	1	0	61	56-65	46
8:45 AM	3	0	0	0	0	0	0	2	23	25	34	3	0	0	90	56-65	58
9:00 AM	6	0	0	0	0	0	0	0	10	28	24	7	1	0	76	56-65	51
9:15 AM	3	0	0	0	0	0	0	0	17	35	19	10	0	0	84	56-65	53
9:30 AM	7	0	0	0	0	0	2	1	14	32	27	6	0	0	89	56-65	59
9:45 AM	3	0	0	0	0	0	0	0	6	26	36	0	0	0	71	56-65	62
10:00 AM	1	0	0	0	0	0	0	2	14	28	24	8	2	0	79	56-65	51
10:15 AM	2	0	0	0	0	0	0	1	5	33	33	5	0	0	79	56-65	65
10:30 AM	6	0	0	0	0	0	0	2	18	54	13	3	0	0	96	51-60	72
10:45 AM	5	0	0	0	0	0	0	1	16	42	22	6	2	0	94	56-65	64
11:00 AM	5	0	0	0	0	0	2	10	29	55	12	5	0	0	118	51-60	84
11:15 AM	4	0	0	0	0	0	0	2	26	43	18	5	1	1	100	51-60	68
11:30 AM	9	0	0	0	0	0	0	0	23	41	29	6	2	0	110	56-65	70
11:45 AM	1	0	0	0	0	0	0	3	24	57	18	3	0	0	106	51-60	81
Day Total																	
Percent																	
AM Peak Volume																	
PM Peak Volume																	
Comments:																	

LOCATION: 5. Silva Valley Pkwy/Allegheny Rd to Malcolm Dixon Rd SPECIFIC LOCATION: 0 ft from CITY/STATE: El Dorado Hills, CA															QC JOB #: 12004737 DIRECTION: WB DATE: May 04 2014		
Start Time	15	20	25	30	35	40	45	50	55	60	65	70	75	999	Total	Pace Speed	Number in Pace
12:00 PM	6	0	0	0	0	0	0	3	42	47	20	4	0	0	122	51-60	89
12:15 PM	5	0	0	0	0	0	0	8	12	39	14	8	0	0	86	56-65	52
12:30 PM	5	0	0	0	0	0	0	2	32	29	14	9	1	0	92	51-60	60
12:45 PM	5	0	0	0	0	0	1	0	30	45	22	1	0	0	104	51-60	75
1:00 PM	6	0	0	0	0	0	2	5	15	37	20	2	0	0	87	56-65	57
1:15 PM	8	0	0	0	0	0	1	9	15	48	18	3	0	0	102	56-65	65
1:30 PM	7	0	0	0	0	0	0	3	24	44	10	1	0	0	89	51-60	68
1:45 PM	5	0	0	0	0	0	0	6	43	36	23	3	0	0	116	51-60	78
2:00 PM	5	0	0	0	0	0	0	5	11	30	16	1	1	0	69	56-65	46
2:15 PM	11	0	0	0	0	0	0	2	13	35	18	2	1	0	82	56-65	52
2:30 PM	6	0	0	0	0	0	0	0	11	39	15	1	0	0	72	56-65	54
2:45 PM	6	0	0	0	0	0	0	1	18	39	18	3	1	0	86	56-65	56
3:00 PM	2	0	0	0	0	0	0	3	6	31	18	7	0	1	68	56-65	48
3:15 PM	7	0	0	0	0	0	0	0	14	33	16	6	2	0	78	56-65	49
3:30 PM	5	0	0	0	0	0	0	1	20	42	19	3	0	0	90	51-60	62
3:45 PM	5	0	0	0	0	0	0	5	18	35	19	1	0	0	83	56-65	53
4:00 PM	6	0	0	0	0	0	0	2	16	29	14	5	0	0	72	53-62	44
4:15 PM	3	0	0	0	0	0	0	1	13	29	20	9	0	0	75	56-65	49
4:30 PM	7	0	0	0	0	0	0	0	9	26	23	4	0	0	69	56-65	48
4:45 PM	6	0	0	0	0	0	0	3	17	31	17	3	2	0	79	56-65	48
5:00 PM	9	0	0	0	0	0	2	7	15	33	25	10	0	0	101	56-65	58
5:15 PM	6	0	0	0	0	0	0	3	18	27	19	4	0	0	77	56-65	45
5:30 PM	3	0	0	0	0	1	1	0	3	28	18	2	0	0	56	56-65	45
5:45 PM	3	0	0	0	0	0	0	0	9	20	15	5	1	0	53	56-65	35
Day Total																	
Percent																	
AM Peak Volume																	
PM Peak Volume																	
Comments:																	

LOCATION: 5. Silva Valley Pkwy/Allegheny Rd to Malcolm Dixon Rd SPECIFIC LOCATION: 0 ft from CITY/STATE: El Dorado Hills, CA															QC JOB #: 12004737 DIRECTION: WB DATE: May 04 2014		
Start Time	15	16	21	26	31	36	41	46	51	56	61	66	71	76	Total	Pace Speed	Number in Pace
	15	20	25	30	35	40	45	50	55	60	65	70	75	999			
6:00 PM	2	0	0	0	0	0	0	0	11	21	16	4	0	0	54	56-65	37
6:15 PM	2	0	0	0	0	0	1	0	12	17	20	4	0	0	56	56-65	37
6:30 PM	2	0	0	0	0	0	0	1	10	20	13	0	0	0	46	56-65	33
6:45 PM	8	0	0	0	0	0	0	2	7	17	17	6	0	0	57	56-65	34
7:00 PM	3	0	0	0	0	0	0	1	6	17	10	3	0	0	40	56-65	27
7:15 PM	3	0	0	0	0	0	0	4	13	13	8	3	0	0	44	51-60	26
7:30 PM	3	0	0	0	0	0	0	0	8	18	14	5	1	0	49	56-65	31
7:45 PM	1	0	0	0	0	0	0	1	10	25	16	2	0	0	55	56-65	41
8:00 PM	1	0	0	0	0	0	0	0	8	14	7	1	1	1	33	55-64	21
8:15 PM	1	0	0	0	0	0	1	3	10	11	11	3	0	0	40	56-65	22
8:30 PM	1	0	0	0	0	0	0	1	3	19	4	6	0	0	34	56-65	22
8:45 PM	2	0	0	0	0	0	0	1	11	15	7	2	0	0	38	51-60	26
9:00 PM	0	0	0	0	0	0	0	0	3	11	7	4	0	0	25	56-65	17
9:15 PM	0	0	0	0	0	0	0	3	4	10	10	4	0	0	31	56-65	20
9:30 PM	1	0	0	0	0	0	0	0	2	7	5	2	0	0	17	56-65	12
9:45 PM	1	0	0	0	0	0	0	2	2	4	7	1	0	0	17	57-66	10
10:00 PM	0	0	0	0	0	0	0	2	4	5	3	0	0	0	14	51-60	9
10:15 PM	1	0	0	0	0	0	0	0	3	6	13	1	0	0	24	56-65	19
10:30 PM	0	0	0	0	0	0	0	0	3	3	1	0	0	0	7	53-62	5
10:45 PM	1	0	0	0	0	0	0	0	1	5	1	1	0	0	9	51-60	6
11:00 PM	0	0	0	0	0	0	0	0	2	1	2	1	1	0	7	61-70	3
11:15 PM	1	0	0	0	0	0	0	0	0	1	2	1	0	0	5	61-70	3
11:30 PM	0	0	0	0	0	0	0	0	1	0	2	0	0	0	3	56-65	2
11:45 PM	0	0	0	0	0	0	0	0	0	1	2	0	0	0	3	56-65	3
Day Total	266	0	0	0	1	1	15	127	838	1767	1152	347	52	16	4582	56-65	2918
Percent	5.8%	0.0%	0.0%	0.0%	0.0%	0.0%	0.3%	2.8%	18.3%	38.6%	25.1%	7.6%	1.1%	0.3%			
ADT 4582																	
AM Peak Volume	11:30 AM		3:45 AM			9:30 AM		11:00 AM	11:00 AM	11:45 AM	9:45 AM	7:00 AM	5:30 AM	6:00 AM	11:00 AM		
	9		1			2	10	29	57	36	17	5	5	118			
PM Peak Volume	2:15 PM		5:30 PM			1:00 PM	1:15 PM	1:45 PM	1:15 PM	5:00 PM	5:00 PM	3:15 PM	3:00 PM	12:00 PM			
	11		1	2	9	43	48	25	10	2	1	122					
<i>Comments:</i>																	

LOCATION: 5. Silva Valley Pkwy/Allegheny Rd to Malcolm Dixon Rd															QC JOB #: 12004737		
SPECIFIC LOCATION: 0 ft from															DIRECTION: WB		
CITY/STATE: El Dorado Hills, CA															DATE: May 05 2014		
Start Time	15	16	21	26	31	36	41	46	51	56	61	66	71	76	Total	Pace Speed	Number in Pace
	15	20	25	30	35	40	45	50	55	60	65	70	75	999			
12:00 AM	0	0	0	0	0	0	0	0	1	2	0	0	1	0	4	51-60	3
12:15 AM	0	0	0	0	0	0	0	0	0	1	2	0	0	0	3	56-65	3
12:30 AM	0	0	0	0	0	0	0	0	0	1	1	1	0	0	3	61-70	2
12:45 AM	0	0	0	0	0	0	0	0	1	2	6	0	0	0	9	56-65	8
1:00 AM	0	0	0	0	0	0	0	1	0	0	0	1	0	0	2	41-50	1
1:15 AM	0	0	0	0	0	0	0	0	0	0	0	0	1	0	1	66-75	1
1:30 AM	0	0	0	0	0	0	0	0	0	1	0	1	0	0	2	51-60	1
1:45 AM	0	0	0	0	0	0	0	0	0	1	0	0	0	0	1	51-60	1
2:00 AM	0	0	0	0	0	0	0	0	0	0	1	0	0	0	1	56-65	1
2:15 AM	0	0	0	0	0	0	0	0	0	1	1	0	0	1	3	56-65	2
2:30 AM	1	0	0	0	0	0	0	0	0	0	1	0	0	0	2	56-65	1
2:45 AM	0	0	0	0	0	0	0	0	0	1	0	0	0	0	1	51-60	1
3:00 AM	0	0	0	0	0	0	0	1	0	1	1	0	0	0	3	56-65	2
3:15 AM	1	0	0	0	0	0	0	0	0	0	0	2	0	0	3	61-70	2
3:30 AM	0	0	0	0	0	0	0	0	0	1	3	1	1	0	6	56-65	4
3:45 AM	1	0	0	0	0	0	0	0	1	2	5	0	0	0	9	56-65	7
4:00 AM	0	0	0	0	0	0	0	0	0	0	1	0	2	0	3	66-75	2
4:15 AM	2	0	0	0	0	0	0	0	0	0	1	1	0	0	4	61-70	2
4:30 AM	1	0	0	0	0	0	0	0	0	0	3	6	0	1	11	62-71	8
4:45 AM	0	0	0	0	0	0	0	1	0	7	7	3	1	1	20	57-66	13
5:00 AM	0	0	0	0	0	0	0	0	0	3	13	6	1	0	23	61-70	19
5:15 AM	5	0	0	0	0	0	0	0	0	6	12	12	2	1	38	61-70	23
5:30 AM	4	0	0	0	0	0	0	0	0	2	16	15	3	1	41	61-70	31
5:45 AM	3	0	0	0	0	0	0	0	1	6	21	20	11	6	68	61-70	41
Day Total																	
Percent																	
AM Peak Volume																	
PM Peak Volume																	
Comments:																	

LOCATION: 5. Silva Valley Pkwy/Allegheny Rd to Malcolm Dixon Rd SPECIFIC LOCATION: 0 ft from CITY/STATE: El Dorado Hills, CA															QC JOB #: 12004737 DIRECTION: WB DATE: May 05 2014		
Start Time	15	20	25	30	35	40	45	50	55	60	65	70	75	999	Total	Pace Speed	Number in Pace
6:00 AM	3	0	0	0	0	0	1	0	4	4	14	11	3	1	41	61-70	25
6:15 AM	4	0	0	0	0	0	0	0	1	0	30	43	4	1	83	61-70	72
6:30 AM	3	0	0	0	0	0	0	0	10	30	43	28	3	0	117	58-67	72
6:45 AM	4	0	0	0	0	0	0	0	12	18	43	14	1	0	92	56-65	61
7:00 AM	2	0	0	0	0	0	0	1	11	53	52	15	4	0	138	56-65	105
7:15 AM	2	0	0	0	0	0	0	1	13	61	47	10	1	0	135	56-65	108
7:30 AM	4	0	0	0	0	0	0	5	20	47	51	18	3	0	148	56-65	97
7:45 AM	5	0	0	0	0	0	0	0	15	80	39	4	1	0	144	56-65	119
8:00 AM	0	0	0	0	0	0	2	6	31	70	26	4	1	1	141	51-60	101
8:15 AM	3	0	0	0	0	0	0	0	12	59	38	4	1	0	117	56-65	96
8:30 AM	6	0	0	0	0	0	0	1	18	90	34	1	0	1	151	56-65	124
8:45 AM	4	0	0	0	0	0	0	0	21	56	27	5	1	0	114	56-65	83
9:00 AM	1	0	0	0	0	0	2	1	6	42	37	3	0	0	92	56-65	79
9:15 AM	1	0	0	0	0	0	0	0	11	37	29	4	1	0	83	56-65	66
9:30 AM	0	0	0	0	0	0	0	0	6	45	26	4	0	0	81	56-65	71
9:45 AM	5	0	0	0	0	0	0	1	16	29	18	10	1	0	80	56-65	46
10:00 AM	3	0	0	0	0	0	0	3	15	23	29	5	0	0	78	56-65	51
10:15 AM	4	0	0	0	0	0	0	1	15	33	24	6	0	0	83	56-65	56
10:30 AM	3	0	0	0	0	0	0	0	4	42	29	6	0	0	84	56-65	71
10:45 AM	3	0	0	0	0	0	0	2	21	23	18	6	0	0	73	52-61	43
11:00 AM	4	0	0	0	0	0	0	3	12	50	26	0	0	0	95	56-65	75
11:15 AM	0	0	0	0	0	1	0	3	18	35	9	1	1	0	68	51-60	53
11:30 AM	1	0	0	0	0	0	0	3	20	50	18	6	0	0	98	51-60	70
11:45 AM	2	0	0	0	1	0	2	5	22	33	5	0	0	0	70	51-60	54
Day Total																	
Percent																	
AM Peak Volume																	
PM Peak Volume																	
Comments:																	

LOCATION: 5. Silva Valley Pkwy/Allegheny Rd to Malcolm Dixon Rd SPECIFIC LOCATION: 0 ft from CITY/STATE: El Dorado Hills, CA															QC JOB #: 12004737 DIRECTION: WB DATE: May 05 2014		
Start Time	15	20	25	30	35	40	45	50	55	60	65	70	75	999	Total	Pace Speed	Number in Pace
12:00 PM	4	0	0	0	0	0	0	6	19	32	15	2	0	0	78	51-60	51
12:15 PM	3	0	0	0	0	0	0	5	32	34	11	2	0	0	87	51-60	66
12:30 PM	6	0	0	0	0	0	0	1	15	44	20	3	0	0	89	56-65	64
12:45 PM	4	0	0	0	0	0	0	4	22	30	14	1	0	0	75	51-60	52
1:00 PM	5	0	0	0	0	0	0	2	22	25	15	1	0	0	70	51-60	47
1:15 PM	2	0	0	0	0	0	0	0	21	41	20	5	1	0	90	51-60	62
1:30 PM	9	0	0	0	0	1	0	12	22	32	9	1	1	0	87	51-60	54
1:45 PM	5	0	0	0	0	0	0	0	20	48	21	0	1	0	95	56-65	69
2:00 PM	8	0	0	0	0	0	0	2	14	30	11	3	1	0	69	51-60	44
2:15 PM	8	0	0	0	0	0	0	1	13	33	18	0	0	0	73	56-65	50
2:30 PM	5	0	0	0	0	0	0	4	16	40	26	7	2	0	100	56-65	66
2:45 PM	4	0	0	0	0	0	0	0	7	36	26	8	0	0	81	56-65	62
3:00 PM	3	0	0	0	0	0	0	6	6	39	17	2	0	0	73	56-65	56
3:15 PM	7	0	0	0	0	0	0	2	16	29	17	4	1	0	76	56-65	46
3:30 PM	4	0	0	0	0	0	0	1	14	30	34	7	0	1	91	56-65	63
3:45 PM	4	0	0	0	0	0	0	0	5	38	27	7	0	0	81	56-65	65
4:00 PM	8	0	0	0	0	0	0	2	11	30	24	6	1	0	82	56-65	53
4:15 PM	5	0	0	0	0	0	0	3	13	38	7	1	0	0	67	51-60	50
4:30 PM	2	0	0	0	0	0	0	5	12	23	24	2	2	0	70	56-65	46
4:45 PM	6	0	0	0	0	0	0	1	3	26	23	7	2	0	68	56-65	48
5:00 PM	3	0	0	0	0	0	0	1	9	54	19	6	2	0	94	56-65	73
5:15 PM	6	0	0	0	0	0	0	0	8	60	22	7	1	1	105	56-65	82
5:30 PM	5	0	0	0	0	0	0	0	11	37	47	14	3	0	117	56-65	84
5:45 PM	5	0	0	0	0	0	0	1	9	35	28	8	0	0	86	56-65	62
Day Total																	
Percent																	
AM Peak Volume																	
PM Peak Volume																	
Comments:																	

LOCATION: 5. Silva Valley Pkwy/Allegheny Rd to Malcolm Dixon Rd															QC JOB #: 12004737		
SPECIFIC LOCATION: 0 ft from															DIRECTION: WB		
CITY/STATE: El Dorado Hills, CA															DATE: May 05 2014		
Start Time	15	16	21	26	31	36	41	46	51	56	61	66	71	76	Total	Pace Speed	Number in Pace
	15	20	25	30	35	40	45	50	55	60	65	70	75	999			
6:00 PM	5	0	0	0	0	0	0	0	6	34	26	5	2	1	79	56-65	60
6:15 PM	4	0	0	0	0	0	0	0	15	8	17	16	4	0	64	61-70	33
6:30 PM	1	0	0	0	0	0	0	2	7	18	20	6	1	1	56	56-65	38
6:45 PM	3	0	0	0	0	0	0	1	7	15	26	6	0	0	58	56-65	41
7:00 PM	4	0	0	0	0	0	0	0	4	27	14	4	0	0	53	56-65	40
7:15 PM	3	0	0	0	0	0	0	0	3	18	18	7	0	0	49	56-65	36
7:30 PM	5	0	0	0	0	0	0	1	6	21	13	3	0	0	49	56-65	34
7:45 PM	0	0	0	0	0	0	0	0	3	15	14	3	0	0	35	56-65	28
8:00 PM	3	0	0	0	0	0	0	1	12	15	6	2	0	0	39	51-60	27
8:15 PM	2	0	0	0	0	0	0	0	3	3	9	1	1	0	19	56-65	12
8:30 PM	2	0	0	0	0	0	0	2	4	9	9	2	0	0	28	56-65	18
8:45 PM	5	0	0	0	0	0	0	0	1	4	5	4	1	0	20	61-70	9
9:00 PM	1	0	0	0	0	0	2	0	2	3	2	4	1	0	15	61-70	6
9:15 PM	1	0	0	0	0	0	0	0	4	11	5	3	0	0	24	56-65	16
9:30 PM	1	0	0	0	0	0	0	2	6	0	2	2	0	0	13	46-55	8
9:45 PM	0	0	0	0	0	0	0	0	4	6	2	1	0	0	13	53-62	9
10:00 PM	0	0	0	0	0	0	0	0	1	4	6	1	0	0	12	57-66	9
10:15 PM	0	0	0	0	0	0	0	0	1	7	3	2	0	0	13	56-65	10
10:30 PM	1	0	0	0	0	0	0	0	1	2	1	1	0	0	6	56-65	3
10:45 PM	0	0	0	0	0	0	0	0	2	1	1	0	0	0	4	51-60	3
11:00 PM	0	0	0	0	0	0	0	1	2	1	2	1	0	0	7	61-70	3
11:15 PM	0	0	0	0	0	0	0	0	1	0	2	0	0	0	3	56-65	2
11:30 PM	0	0	0	0	0	0	1	0	0	2	1	0	0	0	4	56-65	3
11:45 PM	0	0	0	0	0	0	0	0	1	6	1	0	0	0	8	51-60	7
Day Total	247	0	0	0	1	2	10	108	774	2142	1507	455	77	19	5342	56-65	3648
Percent	4.6%	0.0%	0.0%	0.0%	0.0%	0.0%	0.2%	2.0%	14.5%	40.1%	28.2%	8.5%	1.4%	0.4%			
ADT 5342																	
AM Peak	8:30 AM																
Volume	6				1	1	2	6	31	90	52	43	11	6	151		
PM Peak	1:30 PM																
Volume	9					1	2	12	32	60	47	16	4	1	117		
<i>Comments:</i>																	

LOCATION: 5. Silva Valley Pkwy/Allegheny Rd to Malcolm Dixon Rd SPECIFIC LOCATION: 0 ft from CITY/STATE: El Dorado Hills, CA															QC JOB #: 12004737 DIRECTION: WB DATE: May 06 2014		
Start Time	15	20	25	30	35	40	45	50	55	60	65	70	75	999	Total	Pace Speed	Number in Pace
12:00 AM	0	0	0	0	0	2	0	1	0	1	0	1	0	0	5	31-40	2
12:15 AM	0	0	0	0	0	0	0	0	1	2	1	1	0	0	5	56-65	3
12:30 AM	0	0	0	0	0	0	0	0	1	1	0	0	1	0	3	51-60	2
12:45 AM	0	0	0	0	0	0	0	0	0	0	0	0	0	0	0	1-10	0
1:00 AM	0	0	0	0	0	0	0	0	1	1	0	2	1	0	5	66-75	3
1:15 AM	1	0	0	0	0	0	0	0	0	0	0	0	2	0	3	66-75	2
1:30 AM	0	0	0	0	0	0	0	0	0	1	1	0	0	0	2	56-65	2
1:45 AM	0	0	0	0	0	0	0	0	0	1	1	1	0	0	3	61-70	2
2:00 AM	1	0	0	0	0	0	0	0	0	0	1	0	0	0	2	56-65	1
2:15 AM	0	0	0	0	0	0	0	1	0	0	1	0	0	0	2	41-50	1
2:30 AM	1	0	0	0	0	0	0	0	0	0	0	0	0	1	2	988-997	0
2:45 AM	1	0	0	0	0	0	0	0	1	1	2	0	1	0	6	56-65	3
3:00 AM	0	0	0	0	0	0	0	0	0	1	2	0	0	0	3	56-65	3
3:15 AM	2	0	0	0	0	0	0	0	0	0	2	1	0	0	5	61-70	3
3:30 AM	0	0	0	0	0	0	0	0	0	0	0	0	0	0	0	1-10	0
3:45 AM	1	0	0	0	0	0	0	0	0	0	1	3	0	0	5	61-70	4
4:00 AM	0	0	0	0	0	0	0	0	0	0	1	0	0	0	1	56-65	1
4:15 AM	0	0	0	0	0	0	0	0	1	0	4	1	1	0	7	62-71	4
4:30 AM	1	0	0	0	0	0	0	0	1	5	7	5	1	1	21	58-67	12
4:45 AM	1	0	0	0	0	0	0	1	4	3	9	0	0	0	18	56-65	12
5:00 AM	1	0	0	0	0	0	0	0	3	9	9	3	0	1	26	56-65	18
5:15 AM	0	0	0	0	0	0	0	0	2	17	16	3	0	0	38	56-65	33
5:30 AM	4	0	0	0	0	0	0	0	0	14	17	9	5	0	49	56-65	30
5:45 AM	2	0	0	0	0	0	0	0	1	8	19	20	0	0	50	61-70	39
Day Total																	
Percent																	
AM Peak Volume																	
PM Peak Volume																	
Comments:																	

LOCATION: 5. Silva Valley Pkwy/Allegheny Rd to Malcolm Dixon Rd SPECIFIC LOCATION: 0 ft from CITY/STATE: El Dorado Hills, CA															QC JOB #: 12004737 DIRECTION: WB DATE: May 06 2014		
Start Time	15	20	25	30	35	40	45	50	55	60	65	70	75	999	Total	Pace Speed	Number in Pace
6:00 AM	1	0	0	0	0	0	0	0	3	20	26	14	0	0	64	56-65	46
6:15 AM	2	0	0	0	0	0	0	0	0	24	31	21	4	0	82	56-65	55
6:30 AM	3	0	0	0	0	0	0	0	4	42	34	15	2	0	100	56-65	76
6:45 AM	2	0	0	0	0	0	0	0	10	55	54	11	2	0	134	56-65	109
7:00 AM	4	0	0	0	0	0	0	1	13	63	67	8	0	0	156	56-65	130
7:15 AM	2	0	0	0	0	0	0	5	28	37	57	12	3	0	144	56-65	94
7:30 AM	5	0	0	0	0	0	0	11	22	48	53	12	1	0	152	56-65	100
7:45 AM	0	0	0	0	0	0	0	0	15	66	75	9	0	0	165	56-65	141
8:00 AM	4	0	0	0	0	0	0	0	12	36	47	21	2	1	123	56-65	83
8:15 AM	3	0	0	0	0	0	0	0	17	52	49	4	0	0	125	56-65	101
8:30 AM	5	0	0	0	0	0	0	1	6	52	49	17	1	0	131	56-65	101
8:45 AM	5	0	0	0	0	0	0	2	7	49	44	9	1	0	117	56-65	93
9:00 AM	0	0	0	0	0	0	0	0	20	47	20	4	1	0	92	51-60	67
9:15 AM	3	0	0	0	0	0	0	1	15	41	24	9	2	0	95	56-65	65
9:30 AM	2	0	0	0	0	0	0	0	8	39	33	8	0	0	90	56-65	71
9:45 AM	7	0	0	0	0	0	1	0	7	42	18	4	0	0	79	56-65	59
10:00 AM	3	0	0	0	0	0	0	4	15	56	19	2	0	0	99	56-65	75
10:15 AM	0	0	0	0	0	0	0	1	15	32	28	6	1	0	83	56-65	59
10:30 AM	1	0	0	0	0	0	0	0	8	32	29	6	1	0	78	56-65	60
10:45 AM	3	0	0	0	0	0	0	0	8	24	29	6	2	0	72	56-65	52
11:00 AM	3	0	0	0	0	0	1	6	12	14	15	4	0	0	55	56-65	29
11:15 AM	4	0	0	0	0	0	0	0	11	33	22	11	0	0	81	56-65	55
11:30 AM	3	0	0	0	0	0	0	5	13	18	30	6	0	0	75	56-65	48
11:45 AM	4	0	0	0	0	0	0	0	12	23	23	1	0	0	63	56-65	45
Day Total																	
Percent																	
AM Peak Volume																	
PM Peak Volume																	
Comments:																	

LOCATION: 5. Silva Valley Pkwy/Allegheny Rd to Malcolm Dixon Rd SPECIFIC LOCATION: 0 ft from CITY/STATE: El Dorado Hills, CA															QC JOB #: 12004737 DIRECTION: WB DATE: May 06 2014		
Start Time	15	16	21	26	31	36	41	46	51	56	61	66	71	76	Total	Pace Speed	Number in Pace
	15	20	25	30	35	40	45	50	55	60	65	70	75	999			
12:00 PM	2	0	0	0	0	0	2	0	18	40	21	5	1	0	89	56-65	61
12:15 PM	6	0	0	0	0	6	6	0	7	41	26	12	1	0	105	56-65	67
12:30 PM	6	0	0	0	0	0	0	2	15	26	16	3	0	0	68	56-65	42
12:45 PM	3	0	0	0	0	0	0	0	5	27	24	3	0	0	62	56-65	50
1:00 PM	2	0	0	0	0	0	0	2	12	24	14	5	2	0	61	56-65	37
1:15 PM	7	0	0	0	0	0	0	1	9	41	17	3	0	0	78	56-65	58
1:30 PM	6	0	0	0	0	0	0	4	11	27	22	6	1	0	77	56-65	49
1:45 PM	3	0	0	0	0	0	1	0	7	41	32	5	0	0	89	56-65	73
2:00 PM	1	0	0	0	0	0	0	0	5	36	21	10	2	1	76	56-65	57
2:15 PM	6	0	0	0	0	0	2	0	16	29	21	6	1	0	81	56-65	50
2:30 PM	1	0	0	0	0	0	0	6	20	36	21	1	1	0	86	56-65	57
2:45 PM	3	0	0	0	0	0	0	2	17	40	29	2	0	1	94	56-65	69
3:00 PM	9	0	0	0	0	0	1	6	14	17	21	4	1	0	73	56-65	38
3:15 PM	6	0	0	0	0	0	0	3	12	27	22	10	3	1	84	56-65	49
3:30 PM	3	0	0	0	0	0	0	1	7	39	30	5	3	1	89	56-65	69
3:45 PM	4	0	0	0	0	0	0	2	5	28	29	6	3	1	78	56-65	56
4:00 PM	4	0	0	0	0	0	0	2	4	23	38	8	1	0	80	56-65	60
4:15 PM	6	0	0	0	0	0	0	0	6	13	23	9	0	0	57	56-65	36
4:30 PM	7	0	0	0	0	0	0	0	4	31	34	11	0	0	87	56-65	65
4:45 PM	3	0	0	0	0	0	0	0	5	41	21	9	0	0	79	56-65	62
5:00 PM	6	0	0	0	0	0	0	0	16	48	13	12	1	0	96	51-60	64
5:15 PM	9	0	0	0	0	0	0	1	12	43	54	13	4	0	136	56-65	97
5:30 PM	10	0	0	0	0	0	0	4	11	32	24	11	3	0	95	56-65	55
5:45 PM	6	0	0	0	0	0	0	1	22	22	27	2	1	0	81	56-65	49
Day Total																	
Percent																	
AM Peak Volume																	
PM Peak Volume																	
Comments:																	

LOCATION: 5. Silva Valley Pkwy/Allegheny Rd to Malcolm Dixon Rd															QC JOB #: 12004737		
SPECIFIC LOCATION: 0 ft from															DIRECTION: WB		
CITY/STATE: El Dorado Hills, CA															DATE: May 06 2014		
Start Time	15	16	21	26	31	36	41	46	51	56	61	66	71	76	Total	Pace Speed	Number in Pace
	15	20	25	30	35	40	45	50	55	60	65	70	75	999			
6:00 PM	3	0	0	0	0	0	0	0	1	17	26	16	1	1	65	56-65	43
6:15 PM	6	0	0	0	0	0	0	0	1	17	28	15	2	2	71	58-67	44
6:30 PM	5	0	0	0	0	0	0	0	2	10	29	9	0	0	55	56-65	39
6:45 PM	4	0	0	0	0	0	0	1	5	18	16	11	2	0	57	56-65	34
7:00 PM	1	0	0	0	0	0	0	0	6	23	34	7	1	0	72	56-65	56
7:15 PM	4	0	0	0	0	0	0	1	9	10	16	5	1	0	46	56-65	26
7:30 PM	4	0	0	0	0	0	0	1	9	18	9	3	0	0	44	51-60	27
7:45 PM	1	0	0	0	0	0	0	1	11	14	16	7	1	0	51	56-65	30
8:00 PM	2	0	0	0	0	0	0	0	4	14	13	9	0	0	42	56-65	27
8:15 PM	2	0	0	0	0	0	3	4	3	11	10	4	0	0	37	56-65	21
8:30 PM	0	0	0	0	0	0	0	0	5	10	6	5	0	0	26	56-65	15
8:45 PM	0	0	0	0	0	0	0	1	4	10	8	2	1	0	26	56-65	18
9:00 PM	1	0	0	0	0	0	0	0	6	11	6	3	2	0	29	51-60	17
9:15 PM	3	0	0	0	0	0	0	1	0	12	7	3	0	0	26	56-65	18
9:30 PM	0	0	0	0	0	0	0	1	4	6	9	1	1	0	22	56-65	15
9:45 PM	0	0	0	0	0	0	0	0	1	4	6	1	0	0	12	57-66	9
10:00 PM	0	0	0	0	0	0	0	2	1	3	4	1	1	0	12	56-65	7
10:15 PM	1	0	0	0	0	0	0	1	3	3	2	4	0	0	14	61-70	6
10:30 PM	0	0	0	0	0	0	0	0	1	1	3	0	0	0	5	56-65	4
10:45 PM	0	0	0	0	0	0	0	0	1	4	2	2	0	0	9	56-65	6
11:00 PM	0	0	0	0	0	0	0	0	2	4	5	0	0	0	11	56-65	9
11:15 PM	2	0	0	0	0	0	0	1	1	2	2	0	0	0	8	56-65	4
11:30 PM	1	0	0	0	0	0	0	0	0	7	1	2	0	0	11	56-65	7
11:45 PM	0	0	0	0	0	0	0	0	3	3	1	0	0	0	7	53-62	5
Day Total	244	0	0	0	0	8	17	93	640	2014	1829	541	77	12	5475	56-65	3843
Percent	4.5%	0.0%	0.0%	0.0%	0.0%	0.1%	0.3%	1.7%	11.7%	36.8%	33.4%	9.9%	1.4%	0.2%			
ADT 5475																	
AM Peak	9:45 AM														7:45 AM		
Volume	7														165		
PM Peak	5:30 PM														5:15 PM		
Volume	10														136		
<i>Comments:</i>																	

LOCATION: 5. Silva Valley Pkwy/Allegheny Rd to Malcolm Dixon Rd SPECIFIC LOCATION: 0 ft from CITY/STATE: El Dorado Hills, CA															QC JOB #: 12004737 DIRECTION: WB DATE: May 07 2014		
Start Time	15	16	21	26	31	36	41	46	51	56	61	66	71	76	Total	Pace Speed	Number in Pace
	15	20	25	30	35	40	45	50	55	60	65	70	75	999			
12:00 AM	0	0	0	0	0	0	0	0	1	3	2	1	0	0	7	56-65	5
12:15 AM	0	0	0	0	0	0	0	1	1	2	0	0	0	0	4	51-60	3
12:30 AM	0	0	0	0	0	0	0	0	0	0	0	2	0	0	2	61-70	2
12:45 AM	0	0	0	0	0	0	0	0	0	1	1	0	0	0	2	56-65	2
1:00 AM	0	0	0	0	0	0	0	0	0	2	1	0	0	0	3	56-65	3
1:15 AM	1	0	0	0	0	0	0	0	1	0	0	0	0	0	2	46-55	1
1:30 AM	0	0	0	0	0	0	0	0	0	0	1	0	0	0	1	56-65	1
1:45 AM	0	0	0	0	0	0	0	0	1	0	2	1	0	0	4	61-70	3
2:00 AM	1	0	0	0	0	0	0	0	1	0	1	0	0	0	3	46-55	1
2:15 AM	0	0	0	0	0	0	0	0	0	0	0	0	0	0	0	1-10	0
2:30 AM	2	0	0	0	0	0	0	0	0	0	0	1	0	0	3	8-17	1
2:45 AM	1	0	0	0	0	0	0	0	0	0	1	1	0	0	3	61-70	2
3:00 AM	1	0	0	0	0	0	0	0	0	1	3	1	0	0	6	56-65	4
3:15 AM	1	0	0	0	0	0	0	0	0	0	1	2	1	0	5	66-75	3
3:30 AM	1	0	0	0	0	0	0	0	1	0	0	2	0	0	4	61-70	2
3:45 AM	0	0	0	0	0	0	0	0	1	2	0	7	0	0	10	61-70	7
4:00 AM	0	0	0	0	0	0	0	0	0	0	0	2	0	1	3	61-70	2
4:15 AM	0	0	0	0	0	0	0	0	0	1	1	1	1	1	5	66-75	2
4:30 AM	0	0	0	0	0	0	0	0	0	5	8	2	0	0	15	56-65	13
4:45 AM	1	0	0	0	0	0	0	0	2	1	4	3	5	0	16	66-75	8
5:00 AM	1	0	0	0	0	0	0	0	1	3	13	5	2	0	25	61-70	18
5:15 AM	4	0	0	0	0	0	0	0	0	10	12	7	4	0	37	57-66	21
5:30 AM	3	0	0	0	0	0	0	0	4	4	10	10	8	1	40	61-70	20
5:45 AM	2	0	0	0	0	0	0	0	1	11	17	15	6	0	52	61-70	32
Day Total																	
Percent																	
AM Peak Volume																	
PM Peak Volume																	
Comments:																	

LOCATION: 5. Silva Valley Pkwy/Allegheny Rd to Malcolm Dixon Rd SPECIFIC LOCATION: 0 ft from CITY/STATE: El Dorado Hills, CA															QC JOB #: 12004737 DIRECTION: WB DATE: May 07 2014		
Start Time	15	20	25	30	35	40	45	50	55	60	65	70	75	999	Total	Pace Speed	Number in Pace
6:00 AM	2	0	0	0	0	0	0	0	0	10	31	16	4	0	63	61-70	47
6:15 AM	4	0	0	0	0	0	0	0	0	22	53	20	1	0	100	58-67	74
6:30 AM	3	0	0	0	0	0	0	0	8	30	49	13	3	0	106	56-65	79
6:45 AM	3	0	0	0	0	0	0	5	8	38	63	20	1	0	138	56-65	100
7:00 AM	5	0	0	0	0	0	0	0	12	45	70	22	4	0	158	56-65	115
7:15 AM	3	0	0	0	0	0	0	0	6	39	65	23	2	0	138	56-65	104
7:30 AM	7	0	0	0	0	0	0	2	11	35	54	18	5	1	133	56-65	89
7:45 AM	5	0	0	0	0	0	0	0	7	42	79	17	0	0	150	56-65	121
8:00 AM	5	0	0	0	0	0	0	5	18	33	56	8	0	0	125	56-65	88
8:15 AM	9	0	0	0	0	0	0	0	8	53	43	16	1	0	130	56-65	95
8:30 AM	4	0	0	0	0	0	0	0	17	85	48	2	1	0	157	56-65	133
8:45 AM	4	0	0	0	0	0	0	1	23	56	35	7	1	0	127	56-65	91
9:00 AM	4	0	0	0	0	0	0	5	11	37	37	8	0	0	102	56-65	74
9:15 AM	1	0	0	0	0	0	0	0	4	37	49	4	0	0	95	56-65	86
9:30 AM	5	0	0	0	0	0	0	10	16	29	25	8	1	0	94	56-65	54
9:45 AM	4	0	0	0	0	0	0	0	12	35	35	5	1	0	92	56-65	70
10:00 AM	5	0	0	0	0	0	0	0	6	39	22	10	1	0	83	56-65	61
10:15 AM	2	0	0	0	0	0	0	4	18	41	23	7	0	0	95	56-65	63
10:30 AM	2	0	0	0	0	0	0	0	14	30	24	11	0	0	81	56-65	53
10:45 AM	2	0	0	0	0	0	0	1	16	37	32	4	0	0	92	56-65	69
11:00 AM	2	0	0	0	0	0	0	8	9	37	15	2	1	0	74	56-65	52
11:15 AM	4	0	0	0	1	1	1	0	7	30	19	7	1	0	71	56-65	48
11:30 AM	3	0	0	0	0	0	0	2	4	35	25	5	3	0	77	56-65	60
11:45 AM	5	0	0	0	0	0	0	1	6	26	25	7	1	0	71	56-65	51
Day Total																	
Percent																	
AM Peak Volume																	
PM Peak Volume																	
Comments:																	

LOCATION: 5. Silva Valley Pkwy/Allegheny Rd to Malcolm Dixon Rd SPECIFIC LOCATION: 0 ft from CITY/STATE: El Dorado Hills, CA															QC JOB #: 12004737 DIRECTION: WB DATE: May 07 2014		
Start Time	15	20	25	30	35	40	45	50	55	60	65	70	75	999	Total	Pace Speed	Number in Pace
12:00 PM	5	0	0	0	0	0	0	1	29	30	19	2	2	0	88	51-60	59
12:15 PM	4	0	0	0	0	0	0	5	17	31	23	7	0	0	87	56-65	53
12:30 PM	1	0	0	0	0	0	0	4	18	38	17	8	0	0	86	56-65	55
12:45 PM	2	0	0	0	0	0	0	2	4	26	22	10	0	0	66	56-65	48
1:00 PM	4	0	0	0	0	0	2	1	17	32	19	5	1	0	81	56-65	50
1:15 PM	5	0	0	0	0	0	0	3	8	33	30	5	0	0	84	56-65	63
1:30 PM	8	0	0	0	0	0	0	4	21	22	31	5	2	0	93	56-65	53
1:45 PM	1	0	0	0	0	0	0	0	6	35	23	4	1	0	70	56-65	57
2:00 PM	1	0	0	0	0	0	0	2	14	34	25	8	0	0	84	56-65	59
2:15 PM	4	0	0	0	0	0	0	2	13	30	28	15	1	0	93	56-65	57
2:30 PM	6	0	0	0	0	0	0	1	15	24	22	11	0	0	79	56-65	46
2:45 PM	6	0	0	0	0	0	0	0	10	47	32	5	0	0	100	56-65	79
3:00 PM	6	0	0	0	0	0	0	2	15	27	37	10	1	0	98	56-65	64
3:15 PM	8	0	0	0	0	0	0	1	5	30	36	10	0	0	90	56-65	66
3:30 PM	11	0	0	0	0	0	0	3	12	32	30	8	0	0	96	56-65	62
3:45 PM	3	0	0	0	0	0	0	0	10	40	26	8	0	0	87	56-65	66
4:00 PM	3	0	0	0	0	2	1	0	16	36	18	9	0	0	85	56-65	53
4:15 PM	6	0	0	0	0	0	0	0	2	27	41	13	0	0	89	56-65	68
4:30 PM	8	0	0	0	0	0	0	0	4	35	26	13	2	0	88	56-65	61
4:45 PM	4	0	0	0	0	0	0	1	7	24	27	12	0	0	75	56-65	51
5:00 PM	6	0	0	0	0	0	0	6	21	26	21	22	1	0	103	56-65	47
5:15 PM	8	0	0	0	0	0	0	7	20	26	19	15	2	0	97	51-60	46
5:30 PM	6	0	0	0	0	0	0	2	6	28	34	16	1	0	93	56-65	61
5:45 PM	5	0	0	0	0	0	0	2	9	30	29	15	0	0	90	56-65	58
Day Total																	
Percent																	
AM Peak Volume																	
PM Peak Volume																	
Comments:																	

LOCATION: 5. Silva Valley Pkwy/Allegheny Rd to Malcolm Dixon Rd															QC JOB #: 12004737				
SPECIFIC LOCATION: 0 ft from															DIRECTION: WB				
CITY/STATE: El Dorado Hills, CA															DATE: May 07 2014				
Start Time	15	16	21	26	31	36	41	46	51	56	61	66	71	76	Total	Pace Speed	Number in Pace		
	15	20	25	30	35	40	45	50	55	60	65	70	75	999					
6:00 PM	4	0	0	0	0	0	0	0	9	34	32	7	2	0	88	56-65	66		
6:15 PM	4	0	0	0	0	0	0	1	5	26	37	11	1	0	85	56-65	63		
6:30 PM	5	0	0	0	0	0	1	0	2	12	18	12	1	0	51	57-66	30		
6:45 PM	5	0	0	0	0	0	0	0	3	25	28	9	0	0	70	56-65	52		
7:00 PM	2	0	0	0	0	0	1	1	1	20	20	9	0	0	54	56-65	40		
7:15 PM	4	0	0	0	0	0	0	1	5	24	20	6	2	0	62	56-65	44		
7:30 PM	2	0	0	0	0	0	0	0	4	18	16	6	5	0	51	56-65	34		
7:45 PM	0	0	0	0	0	0	0	2	6	10	15	6	0	0	39	56-65	25		
8:00 PM	1	0	0	0	0	0	0	1	4	15	6	5	1	0	33	56-65	21		
8:15 PM	5	0	0	0	0	0	1	0	4	8	8	3	0	0	29	56-65	16		
8:30 PM	3	0	0	0	0	0	0	0	8	10	10	0	0	0	31	56-65	20		
8:45 PM	2	0	0	0	0	0	0	0	8	15	12	1	1	0	39	56-65	26		
9:00 PM	3	0	0	0	0	0	0	0	2	12	15	6	0	0	38	56-65	27		
9:15 PM	1	0	0	0	0	0	0	0	8	5	8	1	0	0	23	56-65	13		
9:30 PM	2	0	0	0	0	0	0	0	2	5	5	2	0	0	16	56-65	10		
9:45 PM	1	0	0	0	0	0	0	1	0	6	8	4	0	0	20	56-65	14		
10:00 PM	3	0	0	0	0	0	0	0	3	2	1	1	0	0	10	51-60	5		
10:15 PM	0	0	0	0	0	0	0	1	0	6	1	2	0	1	11	57-66	6		
10:30 PM	1	0	0	0	0	0	0	1	0	2	1	1	0	0	6	56-65	3		
10:45 PM	0	0	0	0	0	0	0	0	2	1	5	0	0	0	8	56-65	6		
11:00 PM	0	0	0	0	0	0	0	0	2	0	1	1	0	0	4	61-70	2		
11:15 PM	1	0	0	0	0	0	0	0	2	2	1	0	0	0	6	51-60	4		
11:30 PM	0	0	0	0	0	0	0	0	0	2	0	0	0	0	2	51-60	2		
11:45 PM	0	0	0	0	0	0	0	0	0	2	3	1	0	0	6	60-69	4		
Day Total	282	0	0	0	1	3	7	103	635	1952	1961	653	86	5	5688	56-65	3912		
Percent	5.0%	0.0%	0.0%	0.0%	0.0%	0.1%	0.1%	1.8%	11.2%	34.3%	34.5%	11.5%	1.5%	0.1%					
ADT 5688																			
AM Peak Volume	8:15 AM						11:15 AM	11:15 AM	11:15 AM	9:30 AM	8:45 AM	8:30 AM	7:45 AM	7:15 AM	5:30 AM	4:00 AM	7:00 AM		
	9						1	1	1	10	23	85	79	23	8	1	158		
PM Peak Volume	3:30 PM						4:00 PM	1:00 PM	5:15 PM	12:00 PM	2:45 PM	4:15 PM	5:00 PM	7:30 PM	10:15 PM		5:00 PM		
	11						2	2	7	29	47	41	22	5	1	103			
<i>Comments:</i>																			

LOCATION: 5. Silva Valley Pkwy/Allegheny Rd to Malcolm Dixon Rd SPECIFIC LOCATION: 0 ft from CITY/STATE: El Dorado Hills, CA															QC JOB #: 12004737 DIRECTION: WB DATE: May 08 2014		
Start Time	15	20	25	30	35	40	45	50	55	60	65	70	75	999	Total	Pace Speed	Number in Pace
12:00 AM	0	0	0	0	0	0	0	1	0	1	0	1	0	0	3	41-50	1
12:15 AM	0	0	0	0	0	0	0	0	0	0	1	1	0	0	2	61-70	2
12:30 AM	0	0	0	0	0	0	0	0	0	1	1	0	1	0	3	56-65	2
12:45 AM	0	0	0	0	0	0	0	1	0	0	0	0	0	0	1	41-50	1
1:00 AM	0	0	0	0	0	0	0	0	1	0	2	0	0	0	3	56-65	2
1:15 AM	1	0	0	0	0	0	0	0	1	1	1	0	1	0	5	56-65	2
1:30 AM	1	0	0	0	0	0	0	2	0	0	2	0	0	0	5	41-50	2
1:45 AM	0	0	0	0	0	0	0	0	0	2	1	0	0	0	3	56-65	3
2:00 AM	1	0	0	0	0	0	0	0	0	0	2	1	0	0	4	61-70	3
2:15 AM	0	0	0	0	0	0	0	0	0	0	0	0	0	0	0	1-10	0
2:30 AM	2	0	0	0	0	0	0	0	0	1	0	1	0	1	5	8-17	1
2:45 AM	0	0	0	0	0	0	0	0	0	0	1	1	0	0	2	61-70	2
3:00 AM	0	0	0	0	0	0	0	0	0	1	1	1	0	0	3	61-70	2
3:15 AM	1	0	0	0	0	0	0	0	0	2	0	1	1	0	5	66-75	2
3:30 AM	0	0	0	0	0	0	0	0	0	1	2	0	0	0	3	56-65	3
3:45 AM	1	0	0	0	0	0	0	0	0	3	2	1	0	0	7	56-65	5
4:00 AM	1	0	0	0	0	0	0	0	0	0	1	3	0	1	6	61-70	4
4:15 AM	0	0	0	0	0	0	0	0	1	1	3	3	0	1	9	62-71	5
4:30 AM	1	0	0	0	0	0	0	0	0	0	6	8	1	1	17	61-70	14
4:45 AM	1	0	0	0	0	0	0	0	0	1	5	4	2	2	15	61-70	9
5:00 AM	1	0	0	0	0	0	0	0	3	1	7	9	3	0	24	61-70	16
5:15 AM	4	0	0	0	0	0	0	0	0	4	11	15	2	3	39	61-70	26
5:30 AM	4	0	0	0	0	0	0	1	0	5	13	10	7	4	44	61-70	23
5:45 AM	3	0	0	0	0	0	0	0	0	6	20	22	5	2	58	61-70	42
Day Total																	
Percent																	
AM Peak Volume																	
PM Peak Volume																	
Comments:																	

LOCATION: 5. Silva Valley Pkwy/Allegheny Rd to Malcolm Dixon Rd SPECIFIC LOCATION: 0 ft from CITY/STATE: El Dorado Hills, CA															QC JOB #: 12004737 DIRECTION: WB DATE: May 08 2014		
Start Time	15	16	21	26	31	36	41	46	51	56	61	66	71	76	Total	Pace Speed	Number in Pace
	15	20	25	30	35	40	45	50	55	60	65	70	75	999			
6:00 AM	4	0	0	0	0	0	0	0	1	0	16	15	16	4	56	66-75	31
6:15 AM	4	0	0	0	0	0	0	0	0	6	36	28	16	0	90	61-70	63
6:30 AM	6	0	0	0	0	0	0	0	0	17	46	26	8	2	105	61-70	72
6:45 AM	4	0	0	0	0	0	0	0	9	37	45	26	6	0	127	56-65	82
7:00 AM	2	0	0	0	0	0	0	0	6	35	70	31	7	1	152	56-65	105
7:15 AM	3	0	0	0	0	1	3	2	9	55	63	24	0	0	160	56-65	117
7:30 AM	5	0	0	0	0	0	0	0	24	50	54	11	2	2	148	56-65	104
7:45 AM	5	0	0	0	0	0	0	3	24	65	39	8	3	0	147	56-65	104
8:00 AM	4	0	0	0	0	0	0	0	8	62	44	10	2	0	130	56-65	106
8:15 AM	2	0	0	0	0	0	0	4	21	42	50	13	0	0	132	56-65	92
8:30 AM	4	0	0	0	0	0	0	0	9	55	64	8	6	0	146	56-65	119
8:45 AM	4	0	0	0	0	0	0	0	7	46	35	9	1	0	102	56-65	81
9:00 AM	3	0	0	0	0	0	0	6	18	34	23	15	3	0	102	56-65	56
9:15 AM	5	0	0	0	0	0	0	2	9	48	21	5	3	0	93	56-65	69
9:30 AM	3	0	0	0	0	0	0	0	16	33	29	15	0	0	96	56-65	61
9:45 AM	1	0	0	0	0	0	0	1	21	27	43	4	0	0	97	56-65	69
10:00 AM	1	0	0	0	0	0	0	0	12	30	35	11	2	1	92	56-65	65
10:15 AM	0	0	0	0	0	0	0	0	12	34	37	8	1	0	92	56-65	71
10:30 AM	7	0	0	0	0	0	1	1	4	38	30	4	0	1	86	56-65	68
10:45 AM	4	0	0	0	0	0	0	2	22	48	19	1	0	0	96	51-60	70
11:00 AM	5	0	0	0	0	0	0	0	28	32	24	4	0	0	93	51-60	60
11:15 AM	1	0	0	0	0	0	4	2	13	25	31	10	1	0	87	56-65	56
11:30 AM	3	0	0	0	0	0	0	1	21	19	14	4	0	0	62	51-60	39
11:45 AM	2	0	0	0	0	0	0	2	11	24	17	9	1	0	66	56-65	41
Day Total																	
Percent																	
AM Peak Volume																	
PM Peak Volume																	
Comments:																	

LOCATION: 5. Silva Valley Pkwy/Allegheny Rd to Malcolm Dixon Rd SPECIFIC LOCATION: 0 ft from CITY/STATE: El Dorado Hills, CA															QC JOB #: 12004737 DIRECTION: WB DATE: May 08 2014		
Start Time	15	16	21	26	31	36	41	46	51	56	61	66	71	76	Total	Pace Speed	Number in Pace
	15	20	25	30	35	40	45	50	55	60	65	70	75	999			
12:00 PM	3	0	0	0	0	0	0	0	9	37	25	10	2	0	86	56-65	62
12:15 PM	7	0	0	0	0	0	0	0	17	27	23	6	2	0	82	56-65	49
12:30 PM	3	0	0	0	0	0	0	1	13	43	13	2	0	0	75	51-60	56
12:45 PM	4	0	0	0	0	0	0	0	13	33	21	7	1	0	79	56-65	54
1:00 PM	6	0	0	0	0	0	0	0	13	27	16	6	1	0	69	56-65	43
1:15 PM	5	0	0	0	0	0	0	5	14	35	16	7	0	0	82	56-65	51
1:30 PM	2	0	0	0	0	0	0	2	17	30	17	5	2	0	75	56-65	47
1:45 PM	6	0	0	0	0	0	0	1	3	26	19	6	2	0	63	56-65	44
2:00 PM	1	0	0	0	0	0	1	2	15	23	19	11	0	0	72	56-65	41
2:15 PM	6	0	0	0	0	0	0	8	10	42	29	4	0	0	99	56-65	71
2:30 PM	4	0	0	0	0	0	0	0	12	31	22	1	0	0	70	56-65	53
2:45 PM	1	0	0	0	0	0	0	0	21	40	18	13	1	0	94	51-60	61
3:00 PM	10	0	0	0	0	0	0	1	11	25	25	11	2	0	85	56-65	50
3:15 PM	7	0	0	0	0	0	0	1	11	32	30	6	2	0	89	56-65	62
3:30 PM	13	0	0	0	0	0	0	3	12	45	24	2	0	0	99	56-65	69
3:45 PM	9	0	0	0	0	0	0	5	20	26	18	2	0	0	80	51-60	46
4:00 PM	7	0	0	0	0	0	0	6	14	36	21	11	0	0	95	56-65	57
4:15 PM	8	0	0	0	0	0	0	4	10	37	31	4	0	0	94	56-65	68
4:30 PM	5	0	0	0	0	0	0	1	5	36	44	7	0	0	98	56-65	80
4:45 PM	7	0	0	0	0	0	0	0	13	42	18	8	0	0	88	56-65	59
5:00 PM	3	0	0	0	0	0	1	4	19	22	45	6	0	0	100	56-65	67
5:15 PM	7	0	0	0	0	0	0	1	17	42	27	7	0	0	101	56-65	69
5:30 PM	12	0	0	0	0	0	0	1	10	29	38	8	2	0	100	56-65	66
5:45 PM	5	0	0	0	0	0	0	2	11	32	32	7	0	0	89	56-65	64
Day Total																	
Percent																	
AM Peak Volume																	
PM Peak Volume																	
Comments:																	

LOCATION: 5. Silva Valley Pkwy/Allegheny Rd to Malcolm Dixon Rd SPECIFIC LOCATION: 0 ft from CITY/STATE: El Dorado Hills, CA															QC JOB #: 12004737 DIRECTION: WB DATE: May 08 2014		
Start Time	15	16	21	26	31	36	41	46	51	56	61	66	71	76	Total	Pace Speed	Number in Pace
	15	20	25	30	35	40	45	50	55	60	65	70	75	999			
6:00 PM	5	0	0	0	0	0	0	1	11	37	27	8	2	0	91	56-65	64
6:15 PM	3	0	0	0	0	0	0	0	6	42	20	5	2	0	78	56-65	62
6:30 PM	0	0	0	0	0	0	0	0	9	27	25	7	1	0	69	56-65	52
6:45 PM	3	0	0	0	0	0	0	0	8	18	30	6	1	0	66	56-65	48
7:00 PM	4	0	0	0	0	0	0	0	4	22	24	12	2	0	68	56-65	45
7:15 PM	2	0	0	0	0	0	0	0	3	10	15	10	1	0	41	56-65	25
7:30 PM	3	0	0	0	0	0	0	1	5	13	12	8	4	0	46	56-65	24
7:45 PM	1	0	0	0	1	0	0	2	7	15	5	7	0	0	38	51-60	22
8:00 PM	3	0	0	0	0	0	0	0	3	10	9	0	0	0	25	56-65	19
8:15 PM	1	0	0	0	0	0	0	1	5	8	6	0	0	0	21	56-65	13
8:30 PM	0	0	0	0	0	0	0	1	2	7	13	2	1	0	26	56-65	20
8:45 PM	2	0	0	0	0	0	0	2	5	10	6	1	1	0	27	56-65	15
9:00 PM	1	0	0	0	0	0	0	0	4	6	9	2	0	0	22	56-65	15
9:15 PM	3	0	0	0	0	0	0	0	1	5	8	2	3	0	22	56-65	13
9:30 PM	1	0	0	0	0	0	0	0	1	9	7	5	1	0	24	57-66	15
9:45 PM	0	0	0	0	0	0	0	0	6	3	8	0	2	0	19	56-65	11
10:00 PM	1	0	0	0	0	0	0	0	2	3	1	1	0	0	8	55-64	4
10:15 PM	0	0	0	0	0	0	0	0	2	9	3	1	0	0	15	56-65	12
10:30 PM	1	0	0	0	0	0	0	0	2	4	2	0	0	0	9	56-65	6
10:45 PM	0	0	0	0	0	0	0	1	1	1	5	1	0	0	9	56-65	6
11:00 PM	0	0	0	0	0	0	0	1	1	0	5	2	0	0	9	61-70	7
11:15 PM	2	0	0	0	0	0	0	0	2	2	2	0	0	0	8	56-65	4
11:30 PM	0	0	0	0	0	0	0	0	0	2	1	0	0	0	3	56-65	3
11:45 PM	1	0	0	0	0	0	0	0	2	5	1	1	0	0	10	51-60	7
Day Total	282	0	0	0	1	1	10	89	713	1959	1802	619	139	26	5641	56-65	3760
Percent	5.0%	0.0%	0.0%	0.0%	0.0%	0.0%	0.2%	1.6%	12.6%	34.7%	31.9%	11.0%	2.5%	0.5%			
ADT 5641																	
AM Peak Volume	10:30 AM		7:15 AM		11:15 AM	9:00 AM	11:00 AM	7:45 AM	7:00 AM	7:00 AM	6:00 AM	5:30 AM	7:15 AM				
	7		1		4	6	28	65	70	31	16	4	160				
PM Peak Volume	3:30 PM		7:45 PM		2:00 PM	2:15 PM	2:45 PM	3:30 PM	5:00 PM	2:45 PM	7:30 PM	5:15 PM					
	13		1		1	8	21	45	45	13	4	101					
<i>Comments:</i>																	

LOCATION: 5. Silva Valley Pkwy/Allegheny Rd to Malcolm Dixon Rd SPECIFIC LOCATION: 0 ft from CITY/STATE: El Dorado Hills, CA															QC JOB #: 12004737 DIRECTION: WB DATE: May 09 2014		
Start Time	15	16	21	26	31	36	41	46	51	56	61	66	71	76	Total	Pace Speed	Number in Pace
	15	20	25	30	35	40	45	50	55	60	65	70	75	999			
12:00 AM	0	0	0	0	0	0	0	0	2	1	0	1	0	0	4	51-60	3
12:15 AM	1	0	0	0	0	0	0	0	0	0	1	2	0	0	4	61-70	3
12:30 AM	1	0	0	0	0	0	0	0	0	0	0	2	0	0	3	61-70	2
12:45 AM	1	0	0	0	0	0	0	0	0	0	1	0	0	0	2	56-65	1
1:00 AM	1	0	0	0	0	0	0	0	0	0	1	2	0	1	5	61-70	3
1:15 AM	0	0	0	0	0	0	0	1	0	0	0	0	0	0	1	41-50	1
1:30 AM	0	0	0	0	0	0	0	0	1	0	1	1	0	0	3	61-70	2
1:45 AM	0	0	0	0	0	0	0	0	0	0	0	0	0	0	0	1-10	0
2:00 AM	2	0	0	0	0	0	0	0	1	1	1	1	0	0	6	61-70	2
2:15 AM	0	0	0	0	0	0	0	0	1	0	0	0	0	0	1	46-55	1
2:30 AM	1	0	0	0	0	0	0	0	0	1	0	2	0	0	4	61-70	2
2:45 AM	0	0	0	0	0	0	0	0	0	0	0	1	1	0	2	66-75	2
3:00 AM	0	0	0	0	0	0	0	0	1	1	0	0	0	0	2	51-60	2
3:15 AM	0	0	0	0	1	0	0	0	0	1	0	0	0	0	2	26-35	1
3:30 AM	0	0	0	0	0	0	0	0	1	1	2	0	0	0	4	56-65	3
3:45 AM	1	0	0	0	0	0	0	0	0	0	2	1	0	0	4	61-70	3
4:00 AM	0	0	0	0	0	0	0	0	0	0	3	0	0	0	3	56-65	3
4:15 AM	0	0	0	0	0	0	0	0	1	1	4	1	1	0	8	56-65	5
4:30 AM	1	0	0	0	0	0	0	0	0	2	5	5	2	3	18	61-70	10
4:45 AM	2	0	0	0	0	0	0	0	1	0	6	1	4	1	15	63-72	6
5:00 AM	2	0	0	0	0	0	0	0	2	3	5	4	3	0	19	61-70	9
5:15 AM	4	0	0	0	0	0	0	1	1	7	12	8	2	0	35	61-70	20
5:30 AM	4	0	0	0	0	0	0	0	0	5	18	7	4	2	40	61-70	24
5:45 AM	3	0	0	0	0	0	0	0	1	10	16	17	3	4	54	61-70	33
Day Total																	
Percent																	
AM Peak Volume																	
PM Peak Volume																	
Comments:																	

LOCATION: 5. Silva Valley Pkwy/Allegheny Rd to Malcolm Dixon Rd SPECIFIC LOCATION: 0 ft from CITY/STATE: El Dorado Hills, CA															QC JOB #: 12004737 DIRECTION: WB DATE: May 09 2014		
Start Time	15	20	25	30	35	40	45	50	55	60	65	70	75	999	Total	Pace Speed	Number in Pace
6:00 AM	3	0	0	0	0	0	0	0	0	0	22	16	12	0	53	61-70	38
6:15 AM	3	0	0	0	0	0	0	0	0	6	32	23	6	1	71	61-70	54
6:30 AM	7	0	0	0	0	0	0	0	4	13	46	17	6	1	94	61-70	63
6:45 AM	3	0	0	0	0	0	0	0	6	32	40	24	2	1	108	56-65	72
7:00 AM	2	0	0	0	0	0	1	4	10	27	48	35	6	1	134	61-70	83
7:15 AM	4	0	0	0	0	0	0	3	35	63	39	17	5	0	166	56-65	102
7:30 AM	6	0	0	0	0	0	0	4	13	32	54	21	4	0	134	56-65	86
7:45 AM	3	0	0	0	0	0	0	3	34	54	28	10	1	0	133	51-60	88
8:00 AM	6	0	0	0	0	0	0	1	7	53	25	9	0	0	101	56-65	78
8:15 AM	5	0	0	0	0	0	0	1	17	60	37	6	1	1	128	56-65	97
8:30 AM	7	0	0	0	0	0	0	7	35	42	27	2	2	0	122	51-60	77
8:45 AM	5	0	0	0	0	10	21	19	14	33	17	5	2	0	126	56-65	50
9:00 AM	3	0	0	0	0	0	0	6	36	37	17	2	0	0	101	51-60	73
9:15 AM	1	0	0	0	0	0	0	2	27	44	15	2	1	0	92	51-60	71
9:30 AM	4	0	0	0	0	0	0	1	26	48	10	2	0	0	91	51-60	73
9:45 AM	4	0	0	0	0	0	12	23	21	14	12	4	1	0	91	46-55	44
10:00 AM	0	0	0	0	0	0	0	0	39	31	19	4	0	0	93	51-60	70
10:15 AM	1	0	0	0	0	0	0	0	13	58	17	2	0	0	91	56-65	75
10:30 AM	5	0	0	0	0	0	1	7	20	47	8	5	0	0	93	51-60	67
10:45 AM	7	0	0	0	0	0	0	1	18	44	24	5	2	0	101	56-65	68
11:00 AM	4	0	0	3	8	0	0	0	10	35	16	3	1	0	80	56-65	51
11:15 AM	5	0	0	0	0	0	0	1	7	31	38	4	2	0	88	56-65	68
11:30 AM	1	0	0	0	0	0	0	4	12	20	21	8	1	0	67	56-65	41
11:45 AM	7	0	0	0	0	0	0	0	17	27	30	7	0	0	88	56-65	57
Day Total																	
Percent																	
AM Peak Volume																	
PM Peak Volume																	
Comments:																	

LOCATION: 5. Silva Valley Pkwy/Allegheny Rd to Malcolm Dixon Rd SPECIFIC LOCATION: 0 ft from CITY/STATE: El Dorado Hills, CA															QC JOB #: 12004737 DIRECTION: WB DATE: May 09 2014		
Start Time	15	20	25	30	35	40	45	50	55	60	65	70	75	999	Total	Pace Speed	Number in Pace
12:00 PM	5	0	0	0	0	0	0	0	18	45	21	4	1	1	95	56-65	66
12:15 PM	5	0	0	0	0	0	0	0	9	24	34	4	1	0	77	56-65	57
12:30 PM	1	0	0	0	0	0	0	0	10	35	29	5	1	0	81	56-65	63
12:45 PM	6	0	0	0	0	0	0	0	8	33	23	6	0	0	76	56-65	55
1:00 PM	6	0	0	0	0	0	0	1	13	32	27	4	0	0	83	56-65	59
1:15 PM	10	0	0	0	0	0	0	0	14	52	24	4	0	0	104	56-65	76
1:30 PM	2	0	0	0	0	0	1	1	14	30	31	7	0	0	86	56-65	61
1:45 PM	1	0	0	0	0	0	0	1	11	24	22	5	1	0	65	56-65	46
2:00 PM	7	0	0	0	0	0	0	4	9	20	25	7	2	0	74	56-65	45
2:15 PM	4	0	0	0	0	0	3	10	25	43	25	5	1	0	116	52-61	68
2:30 PM	9	0	0	0	0	0	0	1	11	24	36	8	1	0	90	56-65	60
2:45 PM	3	0	0	0	0	0	1	8	24	37	26	14	0	0	113	56-65	63
3:00 PM	6	0	0	0	0	0	0	5	12	34	29	6	0	0	92	56-65	62
3:15 PM	9	0	0	0	0	0	0	2	17	32	37	17	3	0	117	56-65	69
3:30 PM	9	0	0	0	0	0	0	0	3	28	52	10	2	0	104	56-65	80
3:45 PM	8	0	0	0	0	0	0	2	23	51	24	9	0	0	117	56-65	75
4:00 PM	10	0	0	0	0	0	0	0	5	28	35	14	0	2	94	56-65	63
4:15 PM	4	0	0	0	0	0	0	0	7	30	33	21	2	0	97	56-65	62
4:30 PM	7	0	0	0	0	0	0	0	5	41	34	12	0	0	99	56-65	75
4:45 PM	7	0	0	0	0	0	0	2	8	45	38	7	1	0	108	56-65	82
5:00 PM	7	0	0	0	0	0	0	0	0	37	42	19	2	0	107	56-65	79
5:15 PM	6	0	0	0	0	0	0	3	10	31	34	15	6	1	106	56-65	65
5:30 PM	4	0	0	0	0	0	0	0	11	31	36	15	4	1	102	56-65	67
5:45 PM	7	0	0	0	0	0	0	0	14	28	32	8	4	0	93	56-65	60
Day Total																	
Percent																	
AM Peak Volume																	
PM Peak Volume																	
Comments:																	

LOCATION: 5. Silva Valley Pkwy/Allegheny Rd to Malcolm Dixon Rd															QC JOB #: 12004737		
SPECIFIC LOCATION: 0 ft from															DIRECTION: WB		
CITY/STATE: El Dorado Hills, CA															DATE: May 09 2014		
Start Time	15	16	21	26	31	36	41	46	51	56	61	66	71	76	Total	Pace Speed	Number in Pace
	15	20	25	30	35	40	45	50	55	60	65	70	75	999			
6:00 PM	4	0	0	0	0	0	0	0	10	27	31	4	1	0	77	56-65	58
6:15 PM	7	0	0	0	0	0	0	0	1	28	30	10	3	0	79	56-65	58
6:30 PM	5	1	0	0	0	0	0	0	4	25	38	22	5	0	100	57-66	62
6:45 PM	3	0	0	0	0	0	0	0	6	16	19	6	9	1	60	56-65	34
7:00 PM	4	0	0	0	0	0	0	0	11	28	22	9	1	0	75	56-65	50
7:15 PM	5	0	0	0	0	0	0	1	3	17	14	8	0	0	48	56-65	30
7:30 PM	4	0	0	0	0	0	0	0	2	21	26	10	0	0	63	56-65	47
7:45 PM	4	0	0	0	0	0	0	1	9	10	14	5	1	0	44	56-65	23
8:00 PM	2	0	0	0	0	0	0	3	11	18	16	9	0	0	59	56-65	34
8:15 PM	1	0	0	0	0	0	0	0	11	13	15	3	0	0	43	56-65	28
8:30 PM	2	0	0	0	0	0	0	3	9	11	11	0	0	0	36	56-65	22
8:45 PM	3	0	0	0	0	0	0	0	1	18	11	6	0	0	39	56-65	29
9:00 PM	2	0	0	0	0	0	0	1	3	14	10	4	0	0	34	56-65	24
9:15 PM	0	0	0	0	0	0	0	3	3	12	10	2	2	0	32	56-65	22
9:30 PM	0	0	0	0	0	0	0	1	6	13	8	1	1	1	31	56-65	21
9:45 PM	6	0	0	0	0	0	0	0	4	7	10	8	2	0	37	61-70	18
10:00 PM	4	0	0	0	0	0	0	0	1	11	12	4	1	1	34	56-65	22
10:15 PM	2	0	0	0	0	0	0	1	4	5	3	3	0	0	18	51-60	9
10:30 PM	1	0	0	0	0	0	0	1	6	5	7	3	1	0	24	58-67	11
10:45 PM	1	0	0	0	0	0	0	0	2	4	4	3	1	0	15	56-65	8
11:00 PM	0	0	0	0	0	0	0	1	2	6	1	1	1	0	12	51-60	8
11:15 PM	0	0	0	0	0	0	0	1	1	0	3	1	0	0	6	61-70	4
11:30 PM	1	0	0	0	0	0	0	0	1	1	3	1	0	0	7	56-65	4
11:45 PM	0	0	0	0	0	0	0	1	0	3	4	2	0	0	10	56-65	7
Day Total	324	1	0	3	9	10	40	147	826	2013	1791	640	136	24	5964	56-65	3803
Percent	5.4%	0.0%	0.0%	0.1%	0.2%	0.2%	0.7%	2.5%	13.8%	33.8%	30.0%	10.7%	2.3%	0.4%			
ADT 5964																	
AM Peak	6:30 AM 11:00 AM 11:00 AM 8:45 AM 8:45 AM 9:45 AM 10:00 AM 7:15 AM 7:30 AM 7:00 AM 6:00 AM 5:45 AM														7:15 AM		
Volume	7 3 8 10 21 23 39 63 54 35 12 4														166		
PM Peak	1:15 PM 6:30 PM 2:15 PM 2:15 PM 2:15 PM 1:15 PM 3:30 PM 6:30 PM 6:45 PM 4:00 PM														3:15 PM		
Volume	10 1 3 10 25 52 52 22 9 2														117		
<i>Comments:</i>																	

LOCATION: 5. Silva Valley Pkwy/Allegheny Rd to Malcolm Dixon Rd														QC JOB #: 12004737			
SPECIFIC LOCATION: 0 ft from														DIRECTION: WB			
CITY/STATE: El Dorado Hills, CA														DATE: May 03 2014 - May 09 2014			
Start Time	1 15	16 20	21 25	26 30	31 35	36 40	41 45	46 50	51 55	56 60	61 65	66 70	71 75	76 999	Total	Pace Speed	Number in Pace
Grand Total	1970	1	0	3	14	46	132	847	5354	13853	11522	3642	615	113	38112	56-65	25375
Percent	5.2%	0.0%	0.0%	0.0%	0.0%	0.1%	0.3%	2.2%	14.0%	36.3%	30.2%	9.6%	1.6%	0.3%			
Cumulative Percent	5.2%	5.2%	5.2%	5.2%	5.2%	5.3%	5.7%	7.9%	22.0%	58.3%	88.5%	98.1%	99.7%	100.0%			
ADT 5444															85th Percentile 64 MPH Mean Speed(Average) 58 MPH Median 58 MPH Mode 58 MPH		
<i>Comments:</i>																	

Report generated on 10/13/2014 10:25 AM

SOURCE: Quality Counts, LLC (<http://www.qualitycounts.net>)



LOCATION: 5. Silva Valley Pkwy/Allegheny Rd to Malcolm Dixon Rd SPECIFIC LOCATION: 0 ft from CITY/STATE: El Dorado Hills, CA															QC JOB #: 12004737 DIRECTION: EB/WB DATE: May 03 2014		
Start Time	15	20	25	30	35	40	45	50	55	60	65	70	75	999	Total	Pace Speed	Number in Pace
12:00 AM	3	0	0	0	0	0	0	3	9	7	5	2	0	0	29	52-61	15
12:15 AM	0	0	0	0	0	0	2	4	5	7	4	0	0	0	22	56-65	11
12:30 AM	2	0	0	0	0	0	1	1	2	2	3	1	0	0	12	60-69	4
12:45 AM	3	0	0	0	0	0	1	0	2	7	3	1	1	0	18	56-65	10
1:00 AM	1	0	0	0	0	0	0	2	3	5	3	0	2	0	16	51-60	8
1:15 AM	3	0	0	0	0	0	0	2	3	5	4	0	0	0	17	56-65	9
1:30 AM	1	0	0	0	0	0	1	3	7	4	1	0	0	0	17	51-60	11
1:45 AM	0	0	0	0	0	0	1	0	2	2	5	0	0	0	10	56-65	7
2:00 AM	1	0	0	0	0	0	0	1	0	4	0	0	0	0	6	51-60	4
2:15 AM	0	0	0	0	0	0	2	1	5	1	1	0	0	0	10	46-55	6
2:30 AM	0	0	0	0	0	0	0	2	2	4	4	0	0	0	12	56-65	8
2:45 AM	0	0	0	0	0	0	0	2	2	2	0	0	0	0	6	51-60	4
3:00 AM	2	0	0	0	0	0	0	1	3	2	0	1	0	0	9	51-60	5
3:15 AM	2	0	0	0	0	0	0	0	0	2	1	0	0	0	5	56-65	3
3:30 AM	1	0	0	0	0	0	1	0	4	1	1	1	0	0	9	52-61	4
3:45 AM	1	0	0	1	0	1	0	0	1	1	5	1	0	0	11	56-65	6
4:00 AM	0	0	0	0	0	0	0	1	2	2	0	0	0	0	5	51-60	4
4:15 AM	0	0	0	0	0	0	0	0	0	3	0	2	0	0	5	51-60	3
4:30 AM	0	0	0	0	0	0	0	0	2	3	6	0	0	1	12	57-66	8
4:45 AM	2	0	0	0	0	0	0	0	0	1	2	2	1	0	8	61-70	4
5:00 AM	0	0	0	0	0	0	0	0	2	3	5	3	0	0	13	56-65	8
5:15 AM	3	0	0	0	0	0	1	1	1	1	7	1	0	0	15	56-65	8
5:30 AM	3	0	0	0	0	0	0	4	2	3	4	3	3	1	23	58-67	7
5:45 AM	0	0	0	0	0	0	0	2	2	5	5	4	0	0	18	56-65	10
Day Total																	
Percent																	
AM Peak Volume																	
PM Peak Volume																	
Comments:																	

LOCATION: 5. Silva Valley Pkwy/Allegheny Rd to Malcolm Dixon Rd SPECIFIC LOCATION: 0 ft from CITY/STATE: El Dorado Hills, CA															QC JOB #: 12004737 DIRECTION: EB/WB DATE: May 03 2014		
Start Time	15	20	25	30	35	40	45	50	55	60	65	70	75	999	Total	Pace Speed	Number in Pace
6:00 AM	4	0	0	0	0	0	4	0	2	7	7	9	1	1	35	61-70	16
6:15 AM	0	0	0	0	0	0	1	4	6	7	18	5	2	0	43	56-65	25
6:30 AM	2	0	0	0	0	1	0	6	6	18	18	0	2	0	53	56-65	36
6:45 AM	2	0	0	0	0	0	0	2	15	15	9	9	1	0	53	51-60	30
7:00 AM	6	0	0	0	0	0	0	6	9	18	18	12	2	0	71	56-65	36
7:15 AM	6	0	0	0	0	0	2	2	7	7	41	14	1	1	81	61-70	54
7:30 AM	5	0	0	0	0	2	9	11	9	19	23	12	0	0	90	56-65	41
7:45 AM	6	0	0	0	0	3	3	12	14	37	25	5	1	0	106	56-65	62
8:00 AM	3	0	0	0	0	1	1	12	22	22	24	4	0	1	90	56-65	45
8:15 AM	2	0	0	0	0	1	6	20	30	42	30	5	1	0	137	52-61	72
8:30 AM	6	0	0	0	0	1	7	21	24	46	33	6	0	0	144	56-65	78
8:45 AM	11	0	0	1	1	1	4	12	38	31	30	13	1	0	143	51-60	69
9:00 AM	6	0	0	0	1	1	5	18	31	48	33	10	0	0	153	56-65	80
9:15 AM	2	0	0	0	1	1	12	11	47	44	30	3	1	1	153	51-60	91
9:30 AM	12	0	0	0	0	2	8	32	33	59	45	5	0	0	196	56-65	104
9:45 AM	8	0	0	0	2	1	24	31	42	59	27	2	0	0	196	51-60	101
10:00 AM	10	0	0	0	0	0	9	19	35	43	34	17	0	0	167	55-64	77
10:15 AM	10	0	0	0	0	0	5	34	37	72	28	7	1	0	194	51-60	109
10:30 AM	15	0	4	8	1	1	27	34	38	36	54	6	0	1	225	56-65	90
10:45 AM	8	0	0	0	0	0	9	37	40	48	38	3	2	0	185	53-62	87
11:00 AM	9	0	0	0	1	4	19	55	51	27	22	11	0	0	199	46-55	105
11:15 AM	16	0	0	0	0	3	14	35	53	47	21	8	0	0	197	51-60	100
11:30 AM	7	0	0	0	0	0	17	45	47	69	20	3	2	0	210	51-60	116
11:45 AM	9	0	0	0	0	3	29	22	37	47	37	6	0	0	190	56-65	84
Day Total																	
Percent																	
AM Peak Volume																	
PM Peak Volume																	
Comments:																	

LOCATION: 5. Silva Valley Pkwy/Allegheny Rd to Malcolm Dixon Rd SPECIFIC LOCATION: 0 ft from CITY/STATE: El Dorado Hills, CA															QC JOB #: 12004737 DIRECTION: EB/WB DATE: May 03 2014		
Start Time	1 15	16 20	21 25	26 30	31 35	36 40	41 45	46 50	51 55	56 60	61 65	66 70	71 75	76 999	Total	Pace Speed	Number in Pace
12:00 PM	10	0	0	0	0	3	32	60	41	46	18	7	0	0	217	46-55	100
12:15 PM	19	0	0	0	1	6	30	31	69	56	25	1	0	1	239	51-60	124
12:30 PM	7	0	0	0	0	2	18	51	52	42	27	8	0	0	207	46-55	103
12:45 PM	8	0	0	0	1	13	23	46	47	49	20	4	1	0	212	51-60	96
1:00 PM	14	0	0	0	2	6	32	42	46	48	29	3	1	0	223	51-60	93
1:15 PM	15	0	0	0	0	2	33	47	60	43	24	2	0	0	226	46-55	107
1:30 PM	19	0	0	0	2	10	63	57	31	41	24	7	0	0	254	41-50	120
1:45 PM	11	0	0	0	1	0	33	45	50	60	35	7	0	1	243	51-60	110
2:00 PM	20	0	0	0	0	4	9	40	41	46	30	5	0	0	195	51-60	86
2:15 PM	7	0	0	0	0	1	18	34	51	44	19	3	0	0	177	51-60	95
2:30 PM	6	0	0	0	1	0	9	38	53	55	28	8	2	0	200	51-60	108
2:45 PM	14	0	0	0	0	1	10	39	62	54	21	2	0	0	203	51-60	116
3:00 PM	9	0	0	0	0	5	22	36	40	50	25	0	0	0	187	51-60	90
3:15 PM	19	0	0	0	1	11	30	32	44	42	23	7	0	1	210	51-60	86
3:30 PM	10	0	0	0	1	0	18	47	44	47	24	6	1	0	198	51-60	91
3:45 PM	10	0	0	0	1	0	16	50	82	65	16	4	0	0	244	51-60	147
4:00 PM	20	0	0	0	2	21	33	48	93	49	21	6	0	1	294	51-60	142
4:15 PM	15	0	0	0	1	4	17	30	87	62	22	4	0	0	242	51-60	149
4:30 PM	9	0	0	0	0	2	14	29	51	53	31	5	1	0	195	51-60	103
4:45 PM	15	0	0	0	0	2	14	23	50	46	35	10	4	0	199	51-60	95
5:00 PM	8	0	0	0	1	11	30	50	53	60	17	2	0	0	232	51-60	113
5:15 PM	17	0	0	0	0	6	25	52	58	33	19	4	0	0	214	46-55	109
5:30 PM	8	0	0	0	2	5	16	38	40	36	32	3	1	0	181	46-55	78
5:45 PM	14	0	0	0	0	2	13	50	48	44	27	9	0	0	207	46-55	97
Day Total																	
Percent																	
AM Peak																	
Volume																	
PM Peak																	
Volume																	
Comments:																	

LOCATION: 5. Silva Valley Pkwy/Allegheny Rd to Malcolm Dixon Rd SPECIFIC LOCATION: 0 ft from CITY/STATE: El Dorado Hills, CA															QC JOB #: 12004737 DIRECTION: EB/WB DATE: May 03 2014			
Start Time	15	16	21	26	31	36	41	46	51	56	61	66	71	76	Total	Pace Speed	Number in Pace	
	15	20	25	30	35	40	45	50	55	60	65	70	75	999				
6:00 PM	10	0	0	0	0	0	18	41	38	41	22	5	2	0	177	51-60	79	
6:15 PM	6	0	0	0	2	3	16	32	26	44	25	6	0	0	160	51-60	70	
6:30 PM	5	0	0	0	0	3	20	28	38	22	18	6	0	0	140	46-55	65	
6:45 PM	8	0	0	0	1	4	9	22	39	34	12	7	1	1	138	51-60	73	
7:00 PM	10	0	0	0	0	1	7	46	25	22	15	8	1	0	135	46-55	71	
7:15 PM	9	0	0	2	1	3	18	32	38	25	13	4	0	0	145	46-55	69	
7:30 PM	4	0	0	0	4	0	15	24	29	22	19	5	1	0	123	48-57	52	
7:45 PM	5	0	0	1	3	5	6	21	33	33	15	3	1	0	126	51-60	65	
8:00 PM	3	0	0	1	1	7	11	19	16	30	11	5	0	0	104	51-60	46	
8:15 PM	0	0	0	0	2	4	1	20	31	23	15	3	1	0	100	51-60	53	
8:30 PM	2	0	0	0	1	2	3	32	35	24	10	2	1	0	112	46-55	67	
8:45 PM	7	0	0	0	0	5	15	18	21	20	7	2	0	1	96	51-60	41	
9:00 PM	3	0	0	0	0	0	10	35	21	14	12	4	0	0	99	46-55	56	
9:15 PM	5	0	2	0	3	5	11	19	23	13	8	6	1	0	96	46-55	41	
9:30 PM	3	0	0	0	0	1	1	30	29	9	7	3	1	0	84	46-55	58	
9:45 PM	2	0	0	0	0	0	2	10	19	20	12	4	0	0	69	51-60	39	
10:00 PM	3	0	0	0	0	1	0	18	24	18	6	0	0	0	70	51-60	41	
10:15 PM	1	0	0	0	0	0	2	21	26	14	11	3	0	0	78	46-55	47	
10:30 PM	2	0	0	0	0	0	3	14	16	18	10	2	0	0	65	51-60	34	
10:45 PM	2	0	0	0	0	1	4	18	15	23	9	1	0	0	73	51-60	38	
11:00 PM	0	0	0	0	0	0	3	14	29	14	1	0	0	0	61	51-60	42	
11:15 PM	0	0	0	0	0	0	3	16	18	10	4	0	1	0	52	46-55	34	
11:30 PM	0	0	0	0	0	0	2	9	15	15	3	0	1	0	45	51-60	30	
11:45 PM	1	0	0	0	0	0	1	5	9	9	4	1	0	0	30	51-60	18	
Day Total	588	0	6	14	42	189	964	2070	2640	2633	1595	394	48	13	11196	51-60	5273	
Percent	5.3%	0.0%	0.1%	0.1%	0.4%	1.7%	8.6%	18.5%	23.6%	23.5%	14.2%	3.5%	0.4%	0.1%				
ADT 11196																		
AM Peak	11:15 AM	10:30 AM	10:30 AM	9:45 AM	11:00 AM	11:45 AM	11:00 AM	11:15 AM	10:15 AM	10:30 AM	10:00 AM	5:30 AM	4:30 AM		10:30 AM			
Volume	16	4	8	2	4	29	55	53	72	54	17	3	1		225			
PM Peak	2:00 PM	9:15 PM	7:15 PM	7:30 PM	4:00 PM	1:30 PM	12:00 PM	4:00 PM	3:45 PM	1:45 PM	4:45 PM	4:45 PM	12:15 PM		4:00 PM			
Volume	20	2	2	4	21	63	60	93	65	35	10	4	1		294			
<i>Comments:</i>																		

LOCATION: 5. Silva Valley Pkwy/Allegheny Rd to Malcolm Dixon Rd SPECIFIC LOCATION: 0 ft from CITY/STATE: El Dorado Hills, CA															QC JOB #: 12004737 DIRECTION: EB/WB DATE: May 04 2014		
Start Time	1 15	16 20	21 25	26 30	31 35	36 40	41 45	46 50	51 55	56 60	61 65	66 70	71 75	76 999	Total	Pace Speed	Number in Pace
12:00 AM	6	0	0	0	0	1	1	5	17	7	4	0	0	0	41	51-60	23
12:15 AM	0	0	0	0	0	1	0	5	14	6	2	0	0	0	28	51-60	20
12:30 AM	1	0	0	0	0	1	0	2	4	7	1	0	1	0	17	52-61	10
12:45 AM	0	0	0	0	0	0	0	4	9	4	4	1	0	0	22	51-60	13
1:00 AM	0	0	0	0	0	0	0	3	4	7	1	2	0	0	17	52-61	10
1:15 AM	1	0	0	0	0	0	2	5	12	3	2	2	0	0	27	46-55	17
1:30 AM	0	0	0	0	0	0	2	5	5	8	1	0	0	0	21	51-60	13
1:45 AM	0	0	0	0	0	0	0	0	3	2	3	2	1	0	11	61-70	5
2:00 AM	1	0	0	0	0	0	1	1	3	7	1	0	0	0	14	51-60	10
2:15 AM	1	0	0	0	0	1	0	2	5	1	3	1	0	0	14	46-55	7
2:30 AM	2	0	0	0	0	0	0	0	3	2	0	0	1	0	8	51-60	5
2:45 AM	0	0	0	0	0	0	0	0	1	1	2	0	0	0	4	56-65	3
3:00 AM	1	0	0	0	0	0	0	1	2	0	0	0	0	0	4	46-55	3
3:15 AM	0	0	0	0	0	0	0	0	1	2	0	0	0	0	3	51-60	3
3:30 AM	1	0	0	0	0	0	0	2	2	2	2	0	0	0	9	56-65	4
3:45 AM	0	0	0	1	1	0	2	1	1	3	0	1	0	0	10	51-60	4
4:00 AM	0	0	0	0	0	0	0	1	1	0	1	1	0	0	4	61-70	2
4:15 AM	1	0	0	0	0	0	2	0	2	1	2	0	0	0	8	56-65	3
4:30 AM	0	0	0	0	0	0	0	1	1	3	3	4	1	0	13	61-70	7
4:45 AM	1	0	0	0	0	0	0	0	3	1	3	2	0	0	10	61-70	5
5:00 AM	0	0	0	0	0	0	0	1	1	1	1	1	2	0	7	66-75	3
5:15 AM	2	0	0	0	0	0	0	3	4	8	4	1	1	0	23	56-65	12
5:30 AM	1	0	0	0	0	0	1	1	1	0	3	4	5	3	19	66-75	9
5:45 AM	3	0	0	0	1	0	0	3	4	6	0	4	4	0	25	52-61	9
Day Total																	
Percent																	
AM Peak																	
Volume																	
PM Peak																	
Volume																	
Comments:																	

LOCATION: 5. Silva Valley Pkwy/Allegheny Rd to Malcolm Dixon Rd SPECIFIC LOCATION: 0 ft from CITY/STATE: El Dorado Hills, CA															QC JOB #: 12004737 DIRECTION: EB/WB DATE: May 04 2014		
Start Time	1 15	16 20	21 25	26 30	31 35	36 40	41 45	46 50	51 55	56 60	61 65	66 70	71 75	76 999	Total	Pace Speed	Number in Pace
6:00 AM	5	0	0	0	0	0	1	7	3	6	10	10	2	5	49	61-70	20
6:15 AM	4	0	0	0	0	0	2	6	4	12	19	8	0	2	57	57-66	30
6:30 AM	4	0	0	0	0	0	0	4	7	8	14	4	1	1	43	57-66	21
6:45 AM	3	0	0	0	0	0	1	1	8	9	8	11	4	0	45	61-70	19
7:00 AM	0	0	0	0	0	0	1	7	11	14	25	17	1	0	76	61-70	42
7:15 AM	2	0	0	0	0	1	0	2	9	25	18	7	0	1	65	56-65	42
7:30 AM	2	0	0	0	0	0	1	7	13	25	15	8	2	0	73	56-65	40
7:45 AM	4	0	0	0	0	0	0	8	17	15	22	13	1	0	80	56-65	37
8:00 AM	3	0	0	0	0	0	2	19	20	21	15	10	0	0	90	51-60	41
8:15 AM	4	0	0	0	0	0	5	12	17	25	23	12	4	1	103	56-65	47
8:30 AM	6	0	0	0	0	2	1	10	17	34	20	4	1	0	95	56-65	54
8:45 AM	5	0	0	0	0	2	15	13	42	27	35	3	0	0	142	51-60	69
9:00 AM	6	0	0	0	0	1	10	17	28	31	24	7	1	0	125	51-60	59
9:15 AM	7	0	0	0	0	1	6	26	30	39	19	10	0	0	138	51-60	69
9:30 AM	9	0	0	0	0	1	7	16	37	37	29	6	0	0	142	51-60	74
9:45 AM	5	0	0	0	0	3	10	20	24	32	37	0	0	0	131	56-65	69
10:00 AM	2	0	0	0	0	8	12	24	29	33	24	8	2	0	142	51-60	61
10:15 AM	8	0	0	0	0	1	8	18	30	37	33	5	0	0	140	56-65	69
10:30 AM	10	0	0	0	1	1	11	18	37	63	14	3	0	0	158	51-60	99
10:45 AM	7	0	0	0	0	1	7	20	42	46	22	6	2	0	153	51-60	87
11:00 AM	8	0	0	0	0	2	14	32	51	61	13	5	0	0	186	51-60	111
11:15 AM	6	0	0	0	0	11	10	25	46	50	19	5	1	1	174	51-60	96
11:30 AM	12	0	0	0	1	1	20	19	49	42	30	6	2	0	182	51-60	91
11:45 AM	4	0	0	0	1	6	9	38	43	59	19	3	0	0	182	51-60	102
Day Total																	
Percent																	
AM Peak																	
Volume																	
PM Peak																	
Volume																	
Comments:																	

LOCATION: 5. Silva Valley Pkwy/Allegheny Rd to Malcolm Dixon Rd SPECIFIC LOCATION: 0 ft from CITY/STATE: El Dorado Hills, CA															QC JOB #: 12004737 DIRECTION: EB/WB DATE: May 04 2014		
Start Time	1 15	16 20	21 25	26 30	31 35	36 40	41 45	46 50	51 55	56 60	61 65	66 70	71 75	76 999	Total	Pace Speed	Number in Pace
12:00 PM	7	0	0	0	2	13	18	18	64	47	20	4	0	0	193	51-60	111
12:15 PM	11	0	0	7	3	16	14	36	26	41	15	8	0	0	177	51-60	67
12:30 PM	11	0	0	0	2	0	8	36	58	33	15	9	1	0	173	47-56	93
12:45 PM	11	0	0	0	4	3	14	38	52	48	23	1	0	0	194	51-60	99
1:00 PM	9	0	0	0	0	5	19	35	41	44	20	3	0	0	176	51-60	85
1:15 PM	11	0	0	0	0	2	13	29	38	51	18	3	0	0	165	51-60	88
1:30 PM	14	0	0	0	0	1	9	25	54	52	13	1	0	0	169	51-60	106
1:45 PM	10	0	0	1	1	34	23	26	55	44	25	4	0	0	223	51-60	99
2:00 PM	8	0	0	0	3	22	39	46	27	31	16	1	1	1	195	41-50	84
2:15 PM	18	0	0	0	0	6	23	42	37	38	18	2	1	0	185	46-55	79
2:30 PM	9	0	0	0	1	9	16	39	48	44	15	1	0	0	182	51-60	92
2:45 PM	13	0	0	0	0	6	20	35	46	45	18	3	1	0	187	51-60	91
3:00 PM	6	0	0	0	0	2	27	52	36	37	18	7	0	1	186	46-55	87
3:15 PM	13	0	0	0	0	1	13	31	54	42	17	6	2	0	179	51-60	96
3:30 PM	10	0	0	0	1	4	29	45	44	49	19	3	0	0	204	51-60	93
3:45 PM	11	0	0	0	0	1	23	42	44	44	20	1	0	0	186	51-60	88
4:00 PM	14	0	0	0	0	0	6	40	54	43	14	6	0	0	177	51-60	96
4:15 PM	7	0	0	0	0	0	9	43	45	41	23	9	0	0	177	46-55	88
4:30 PM	11	0	0	0	0	2	17	32	50	37	24	4	0	0	177	51-60	87
4:45 PM	11	0	0	0	0	1	4	45	44	47	19	3	2	0	176	51-60	91
5:00 PM	13	0	0	0	0	2	22	47	48	45	26	10	0	0	213	48-57	94
5:15 PM	10	0	0	0	1	4	20	38	42	35	22	5	0	0	177	46-55	80
5:30 PM	8	0	0	0	1	4	16	46	25	36	18	2	0	0	156	46-55	71
5:45 PM	4	0	0	0	0	1	7	25	43	33	17	5	1	0	136	51-60	75
Day Total																	
Percent																	
AM Peak																	
Volume																	
PM Peak																	
Volume																	
Comments:																	

LOCATION: 5. Silva Valley Pkwy/Allegheny Rd to Malcolm Dixon Rd SPECIFIC LOCATION: 0 ft from CITY/STATE: El Dorado Hills, CA															QC JOB #: 12004737 DIRECTION: EB/WB DATE: May 04 2014		
Start Time	15	16	21	26	31	36	41	46	51	56	61	66	71	76	Total	Pace Speed	Number in Pace
	15	20	25	30	35	40	45	50	55	60	65	70	75	999			
6:00 PM	5	0	0	0	0	0	4	40	54	33	16	4	0	0	156	46-55	94
6:15 PM	3	0	0	0	0	0	1	6	47	31	21	4	0	0	113	51-60	77
6:30 PM	6	0	0	0	0	0	3	17	40	40	18	0	0	0	124	51-60	80
6:45 PM	11	0	0	0	0	0	2	34	25	29	18	6	0	0	125	46-55	59
7:00 PM	5	0	0	0	0	0	0	16	39	29	11	4	0	0	104	51-60	68
7:15 PM	4	0	0	0	0	2	9	28	30	23	10	3	0	0	109	46-55	58
7:30 PM	4	0	0	1	1	2	5	18	45	26	15	5	1	0	123	51-60	71
7:45 PM	5	0	0	0	0	0	3	23	37	34	20	2	0	0	124	51-60	71
8:00 PM	3	0	0	0	0	1	5	8	31	23	11	1	1	1	85	51-60	53
8:15 PM	2	0	0	0	0	5	10	20	27	14	12	3	0	0	93	46-55	47
8:30 PM	1	0	0	0	0	1	3	17	29	29	5	6	0	0	91	51-60	57
8:45 PM	4	0	0	0	1	1	3	9	28	26	9	2	0	0	83	51-60	54
9:00 PM	0	0	0	0	0	0	0	9	25	18	8	4	0	0	64	51-60	42
9:15 PM	1	0	0	0	0	0	7	19	16	16	13	4	0	0	76	46-55	35
9:30 PM	1	0	0	0	0	0	2	13	22	10	5	2	0	0	55	46-55	35
9:45 PM	1	0	0	0	0	0	0	19	25	14	12	1	0	0	72	46-55	44
10:00 PM	0	0	0	0	0	0	1	9	21	15	6	1	0	0	53	51-60	36
10:15 PM	3	0	0	0	0	0	1	9	14	13	16	1	0	0	57	56-65	29
10:30 PM	0	0	0	0	0	1	2	5	13	7	1	1	0	0	30	51-60	19
10:45 PM	2	0	0	0	0	0	0	3	10	10	1	1	0	0	27	51-60	20
11:00 PM	0	0	0	0	0	0	0	3	6	1	3	1	1	0	15	48-57	8
11:15 PM	1	0	0	0	0	1	2	3	5	4	3	1	0	0	20	51-60	9
11:30 PM	0	0	0	0	0	0	3	2	8	4	4	0	0	0	21	51-60	12
11:45 PM	0	0	0	0	0	0	0	0	1	3	2	0	0	0	6	56-65	5
Day Total	460	0	0	10	26	199	639	1636	2390	2292	1243	355	52	17	9319	51-60	4681
Percent	4.9%	0.0%	0.0%	0.1%	0.3%	2.1%	6.9%	17.6%	25.6%	24.6%	13.3%	3.8%	0.6%	0.2%			
ADT 9319																	
AM Peak	11:30 AM 3:45 AM 3:45 AM 11:15 AM 11:30 AM 11:45 AM 11:00 AM 10:30 AM 9:45 AM 7:00 AM 5:30 AM 6:00 AM														11:00 AM		
Volume	12 1 1 11 20 38 51 63 37 17 5 5														186		
PM Peak	2:15 PM 12:15 PM 12:45 PM 1:45 PM 2:00 PM 3:00 PM 12:00 PM 1:30 PM 5:00 PM 5:00 PM 3:15 PM 2:00 PM														1:45 PM		
Volume	18 7 4 34 39 52 64 52 26 10 2 1														223		
<i>Comments:</i>																	

LOCATION: 5. Silva Valley Pkwy/Allegheny Rd to Malcolm Dixon Rd SPECIFIC LOCATION: 0 ft from CITY/STATE: El Dorado Hills, CA															QC JOB #: 12004737 DIRECTION: EB/WB DATE: May 05 2014		
Start Time	15	16	21	26	31	36	41	46	51	56	61	66	71	76	Total	Pace Speed	Number in Pace
	15	20	25	30	35	40	45	50	55	60	65	70	75	999			
12:00 AM	1	0	0	0	0	0	0	1	4	4	0	0	1	0	11	51-60	8
12:15 AM	0	0	0	0	0	0	0	2	2	4	2	0	0	0	10	56-65	6
12:30 AM	0	0	0	0	0	0	0	0	1	1	3	1	0	0	6	56-65	4
12:45 AM	0	0	0	0	0	0	1	0	2	2	7	0	0	0	12	56-65	9
1:00 AM	0	0	0	0	0	0	0	1	2	1	0	1	0	0	5	51-60	3
1:15 AM	1	0	0	0	0	0	0	4	1	1	2	0	1	0	10	47-56	4
1:30 AM	0	0	0	0	0	0	0	1	0	4	0	1	0	0	6	51-60	4
1:45 AM	0	0	0	0	0	0	0	0	0	3	0	0	0	0	3	51-60	3
2:00 AM	0	0	0	0	0	0	1	2	1	0	1	0	0	0	5	46-55	3
2:15 AM	0	0	0	0	0	0	0	0	1	1	1	0	0	1	4	56-65	2
2:30 AM	1	0	0	0	0	0	0	0	1	0	1	0	0	0	3	46-55	1
2:45 AM	0	0	0	0	0	0	0	0	0	1	0	0	0	0	1	51-60	1
3:00 AM	0	0	0	0	0	0	0	1	2	1	2	0	0	0	6	56-65	3
3:15 AM	1	0	0	0	0	0	0	0	1	0	1	2	0	0	5	61-70	3
3:30 AM	0	0	0	0	0	0	0	2	0	1	3	1	1	0	8	56-65	4
3:45 AM	2	0	0	0	0	0	0	1	2	2	5	1	0	0	13	56-65	7
4:00 AM	0	0	0	0	0	0	0	0	0	0	1	0	2	0	3	66-75	2
4:15 AM	2	0	0	0	0	0	0	1	1	0	1	2	0	0	7	61-70	3
4:30 AM	1	0	0	0	0	0	0	1	1	0	4	6	0	1	14	62-71	9
4:45 AM	0	0	0	0	0	0	0	2	0	7	7	3	1	1	21	57-66	13
5:00 AM	0	0	0	0	0	0	0	2	1	4	14	6	1	0	28	61-70	20
5:15 AM	5	0	0	0	0	0	0	0	2	7	13	12	2	1	42	61-70	24
5:30 AM	6	0	0	0	0	1	1	4	2	5	17	15	3	1	55	61-70	32
5:45 AM	3	0	0	0	0	0	0	4	10	8	22	20	11	6	84	61-70	42
Day Total																	
Percent																	
AM Peak Volume																	
PM Peak Volume																	
Comments:																	

LOCATION: 5. Silva Valley Pkwy/Allegheny Rd to Malcolm Dixon Rd SPECIFIC LOCATION: 0 ft from CITY/STATE: El Dorado Hills, CA															QC JOB #: 12004737 DIRECTION: EB/WB DATE: May 05 2014		
Start Time	1 15	16 20	21 25	26 30	31 35	36 40	41 45	46 50	51 55	56 60	61 65	66 70	71 75	76 999	Total	Pace Speed	Number in Pace
6:00 AM	3	0	0	0	0	0	2	4	8	8	16	11	3	1	56	61-70	27
6:15 AM	5	0	0	0	1	1	0	7	7	4	33	43	4	1	106	61-70	75
6:30 AM	3	0	0	0	0	0	2	4	20	44	45	29	3	0	150	56-65	89
6:45 AM	5	0	0	1	0	1	5	11	31	24	44	14	1	0	137	56-65	68
7:00 AM	5	0	0	0	1	1	4	14	27	61	52	15	4	0	184	56-65	113
7:15 AM	4	0	0	0	1	3	13	14	35	73	48	10	1	0	202	56-65	120
7:30 AM	9	0	0	0	0	5	3	26	39	51	56	18	3	0	210	56-65	106
7:45 AM	8	0	0	1	4	3	11	23	32	83	39	4	1	0	209	56-65	122
8:00 AM	2	0	0	0	0	1	4	11	53	79	27	4	1	1	183	51-60	132
8:15 AM	5	0	0	0	0	5	3	14	47	66	40	4	1	0	185	51-60	112
8:30 AM	10	0	0	0	0	7	22	25	47	96	34	1	0	1	243	51-60	142
8:45 AM	5	0	0	0	0	0	7	22	47	69	27	5	1	0	183	51-60	116
9:00 AM	3	0	0	0	0	3	6	23	20	43	39	4	0	0	141	56-65	82
9:15 AM	3	0	0	1	0	1	3	10	22	43	29	4	1	0	117	56-65	72
9:30 AM	2	0	0	0	0	1	7	22	31	48	26	4	0	0	141	51-60	78
9:45 AM	8	0	0	0	1	4	8	20	36	33	18	10	1	0	139	51-60	68
10:00 AM	7	0	0	0	1	1	5	29	24	40	29	5	0	0	141	56-65	69
10:15 AM	9	0	0	3	0	0	5	12	34	47	29	6	0	0	145	51-60	81
10:30 AM	5	0	0	0	1	2	4	17	14	45	30	6	0	0	124	56-65	75
10:45 AM	5	0	0	0	0	1	9	34	33	26	18	6	0	0	132	46-55	66
11:00 AM	6	0	0	0	0	6	14	20	27	57	27	0	0	0	157	56-65	84
11:15 AM	2	0	2	1	2	3	19	33	36	45	9	1	1	0	154	51-60	81
11:30 AM	3	0	0	0	0	2	23	24	43	57	18	6	0	0	176	51-60	100
11:45 AM	6	0	0	0	1	5	13	42	55	36	5	0	0	0	163	46-55	97
Day Total																	
Percent																	
AM Peak Volume																	
PM Peak Volume																	
Comments:																	

LOCATION: 5. Silva Valley Pkwy/Allegheny Rd to Malcolm Dixon Rd SPECIFIC LOCATION: 0 ft from CITY/STATE: El Dorado Hills, CA															QC JOB #: 12004737 DIRECTION: EB/WB DATE: May 05 2014		
Start Time	15	16	21	26	31	36	41	46	51	56	61	66	71	76	Total	Pace Speed	Number in Pace
	15	20	25	30	35	40	45	50	55	60	65	70	75	999			
12:00 PM	4	0	0	0	0	1	4	30	69	42	16	2	0	0	168	51-60	111
12:15 PM	4	0	0	0	0	4	7	28	60	41	11	2	0	0	157	51-60	100
12:30 PM	9	0	0	0	0	1	21	27	43	62	21	3	0	0	187	51-60	105
12:45 PM	6	0	0	0	0	3	8	39	48	38	15	1	0	0	158	50-59	86
1:00 PM	11	0	0	0	0	9	19	18	40	32	15	1	0	0	145	51-60	72
1:15 PM	4	0	0	0	0	4	37	39	47	51	20	6	1	0	209	51-60	97
1:30 PM	13	0	8	2	3	10	26	35	48	36	9	1	1	0	192	51-60	83
1:45 PM	9	0	0	0	0	0	3	24	50	62	23	0	1	0	172	51-60	112
2:00 PM	13	0	0	0	0	2	16	49	43	34	12	3	1	0	173	46-55	91
2:15 PM	9	0	0	0	0	5	29	53	51	40	18	0	0	0	205	46-55	103
2:30 PM	7	0	0	0	0	13	25	45	48	48	26	7	2	0	221	51-60	95
2:45 PM	6	0	0	0	0	3	17	53	44	42	26	8	0	0	199	46-55	97
3:00 PM	3	0	0	0	6	3	15	55	43	47	18	2	0	0	192	46-55	97
3:15 PM	12	0	0	0	0	1	13	46	56	38	17	4	1	0	188	46-55	101
3:30 PM	7	0	0	0	0	4	23	48	62	33	34	7	0	1	219	46-55	110
3:45 PM	7	0	0	0	0	0	44	83	39	43	29	7	0	0	252	41-50	126
4:00 PM	14	0	0	0	0	6	24	63	36	48	24	6	1	0	222	46-55	98
4:15 PM	9	0	0	0	5	8	32	69	51	47	7	1	0	0	229	46-55	119
4:30 PM	4	0	0	0	0	2	33	82	59	32	25	2	2	0	241	46-55	141
4:45 PM	12	0	0	0	0	4	15	61	57	37	25	7	2	0	220	46-55	118
5:00 PM	5	0	0	0	0	0	31	68	63	65	22	6	2	0	262	46-55	131
5:15 PM	10	0	0	0	1	2	25	63	63	69	23	7	1	1	265	51-60	132
5:30 PM	12	0	0	0	0	0	26	65	81	45	47	14	3	0	293	46-55	145
5:45 PM	9	0	0	0	2	11	22	48	51	47	28	8	0	0	226	51-60	98
Day Total																	
Percent																	
AM Peak Volume																	
PM Peak Volume																	
Comments:																	

LOCATION: 5. Silva Valley Pkwy/Allegheny Rd to Malcolm Dixon Rd SPECIFIC LOCATION: 0 ft from CITY/STATE: El Dorado Hills, CA															QC JOB #: 12004737 DIRECTION: EB/WB DATE: May 05 2014		
Start Time	15	20	25	30	35	40	45	50	55	60	65	70	75	999	Total	Pace Speed	Number in Pace
6:00 PM	10	0	0	0	0	7	18	54	43	42	26	5	2	1	208	46-55	96
6:15 PM	5	0	0	0	0	0	4	28	85	26	21	16	4	0	189	46-55	113
6:30 PM	2	0	0	0	0	2	18	65	43	29	20	6	1	2	188	46-55	107
6:45 PM	3	0	0	0	0	0	6	34	39	27	27	7	0	0	143	46-55	73
7:00 PM	4	0	0	0	0	2	8	23	34	36	17	4	0	1	129	51-60	70
7:15 PM	4	0	0	0	0	0	1	22	33	41	21	7	0	0	129	51-60	74
7:30 PM	11	0	0	0	0	1	6	38	39	38	14	3	0	0	150	46-55	77
7:45 PM	2	0	0	0	0	1	7	21	24	27	17	3	0	0	102	51-60	51
8:00 PM	4	0	0	0	0	3	5	22	59	25	7	2	0	1	128	51-60	84
8:15 PM	4	0	0	0	1	0	5	33	27	7	9	1	1	0	88	46-55	60
8:30 PM	2	0	0	0	0	1	6	25	33	16	9	2	0	0	94	46-55	57
8:45 PM	6	0	0	0	0	0	11	24	19	7	5	4	1	0	77	46-55	42
9:00 PM	1	0	0	1	0	5	19	14	12	8	2	4	1	0	67	41-50	32
9:15 PM	2	0	0	0	0	2	2	20	25	14	7	3	0	0	75	46-55	45
9:30 PM	1	0	0	0	0	2	13	13	24	5	2	2	0	0	62	46-55	36
9:45 PM	1	0	0	0	0	0	4	20	11	9	3	1	0	0	49	46-55	31
10:00 PM	0	0	0	0	1	1	1	23	24	10	8	1	0	0	69	46-55	46
10:15 PM	0	0	0	0	0	0	3	11	9	12	3	2	0	0	40	51-60	20
10:30 PM	1	0	0	0	0	1	1	7	11	2	1	1	0	0	25	46-55	18
10:45 PM	0	0	0	0	0	0	0	6	8	4	2	0	0	0	20	46-55	14
11:00 PM	1	0	0	0	1	1	0	7	12	2	2	1	0	0	27	46-55	18
11:15 PM	0	0	0	0	0	0	0	5	12	3	2	0	0	0	22	46-55	17
11:30 PM	0	0	0	0	0	0	1	3	8	4	2	0	0	0	18	51-60	12
11:45 PM	0	0	0	0	0	0	0	2	2	9	1	0	0	0	14	51-60	11
Day Total	409	0	10	10	33	182	849	2201	2693	2717	1584	461	77	22	11248	51-60	5409
Percent	3.6%	0.0%	0.1%	0.1%	0.3%	1.6%	7.5%	19.6%	23.9%	24.2%	14.1%	4.1%	0.7%	0.2%			
ADT 11248																	
AM Peak Volume	8:30 AM	11:15 AM		10:15 AM	7:45 AM	8:30 AM	11:30 AM	11:45 AM	11:45 AM	8:30 AM	7:30 AM	6:15 AM	5:45 AM	5:45 AM	8:30 AM		
	10	2		3	4	7	23	42	55	96	56	43	11	6	243		
PM Peak Volume	4:00 PM	1:30 PM		1:30 PM	3:00 PM	2:30 PM	3:45 PM	3:45 PM	6:15 PM	5:15 PM	5:30 PM	6:15 PM	6:15 PM	6:30 PM	5:30 PM		
	14	8		2	6	13	44	83	85	69	47	16	4	2	293		
<i>Comments:</i>																	

LOCATION: 5. Silva Valley Pkwy/Allegheny Rd to Malcolm Dixon Rd															QC JOB #: 12004737		
SPECIFIC LOCATION: 0 ft from															DIRECTION: EB/WB		
CITY/STATE: El Dorado Hills, CA															DATE: May 06 2014		
Start Time	15	16	21	26	31	36	41	46	51	56	61	66	71	76	Total	Pace Speed	Number in Pace
	15	20	25	30	35	40	45	50	55	60	65	70	75	999			
12:00 AM	1	0	0	0	0	3	1	2	6	1	0	1	0	0	15	46-55	8
12:15 AM	0	0	0	0	0	1	0	2	2	4	1	1	0	0	11	51-60	6
12:30 AM	0	0	0	0	0	0	0	1	2	1	1	0	1	0	6	51-60	3
12:45 AM	0	0	0	0	0	0	0	0	1	0	0	0	0	0	1	46-55	1
1:00 AM	0	0	0	0	0	0	0	1	3	2	1	2	1	0	10	51-60	5
1:15 AM	1	0	0	0	0	0	0	0	1	0	0	0	2	0	4	66-75	2
1:30 AM	0	0	0	0	0	0	0	1	0	1	1	0	0	0	3	56-65	2
1:45 AM	1	0	0	0	0	0	0	0	0	2	1	1	0	0	5	56-65	3
2:00 AM	2	0	0	0	0	0	0	0	0	0	1	0	0	0	3	8-17	1
2:15 AM	0	0	0	0	0	0	0	2	0	1	2	0	0	0	5	56-65	3
2:30 AM	1	0	0	0	0	0	0	0	0	1	0	0	0	1	3	51-60	1
2:45 AM	1	0	0	0	0	0	0	0	1	1	3	0	1	0	7	56-65	4
3:00 AM	0	0	0	0	0	0	1	1	0	1	3	0	0	0	6	56-65	4
3:15 AM	3	0	0	0	0	0	0	1	0	0	2	1	0	0	7	61-70	3
3:30 AM	0	0	0	0	0	0	1	1	1	0	0	0	0	0	3	46-55	2
3:45 AM	2	0	0	0	0	0	0	0	1	1	3	0	0	0	8	61-70	4
4:00 AM	0	0	0	0	0	1	0	0	0	0	1	0	0	0	2	31-40	1
4:15 AM	0	0	0	0	0	0	0	0	2	1	4	2	1	0	10	61-70	6
4:30 AM	1	0	0	0	0	1	0	2	3	5	7	5	1	1	26	58-67	12
4:45 AM	1	0	0	0	0	0	0	3	4	3	10	0	0	0	21	56-65	13
5:00 AM	1	0	0	0	0	0	0	2	4	9	9	3	0	1	29	56-65	18
5:15 AM	0	0	0	0	0	0	0	2	4	18	16	3	0	0	43	56-65	34
5:30 AM	4	0	0	0	0	0	1	1	2	17	17	9	5	0	56	56-65	34
5:45 AM	2	0	0	0	0	0	1	1	5	11	19	20	0	0	59	61-70	39
Day Total																	
Percent																	
AM Peak Volume																	
PM Peak Volume																	
Comments:																	

LOCATION: 5. Silva Valley Pkwy/Allegheny Rd to Malcolm Dixon Rd SPECIFIC LOCATION: 0 ft from CITY/STATE: El Dorado Hills, CA															QC JOB #: 12004737 DIRECTION: EB/WB DATE: May 06 2014		
Start Time	15	20	25	30	35	40	45	50	55	60	65	70	75	999	Total	Pace Speed	Number in Pace
6:00 AM	4	0	0	0	0	0	1	6	5	23	26	14	0	0	79	56-65	49
6:15 AM	3	0	0	0	0	1	6	3	8	26	31	21	4	0	103	56-65	57
6:30 AM	3	0	0	0	1	1	2	6	7	46	35	15	2	0	118	56-65	81
6:45 AM	4	0	0	0	0	1	4	15	23	56	54	11	3	0	171	56-65	110
7:00 AM	6	0	0	0	1	4	6	18	21	63	67	8	0	0	194	56-65	130
7:15 AM	4	0	0	0	0	0	0	22	49	43	58	12	3	0	191	56-65	100
7:30 AM	8	0	0	0	0	0	8	41	53	54	54	12	1	0	231	56-65	108
7:45 AM	1	0	0	0	0	1	20	14	34	72	75	9	0	0	226	56-65	147
8:00 AM	8	0	0	0	0	0	8	21	40	53	47	21	2	1	201	56-65	100
8:15 AM	5	0	0	0	0	4	4	24	44	60	50	6	0	0	197	56-65	110
8:30 AM	8	0	0	0	0	0	12	30	27	60	51	17	1	0	206	56-65	110
8:45 AM	9	0	0	0	0	1	8	28	33	55	46	9	1	0	190	56-65	100
9:00 AM	0	0	0	0	0	0	4	17	36	54	24	4	1	0	140	51-60	90
9:15 AM	5	0	0	0	0	2	1	16	33	49	24	9	2	0	141	51-60	82
9:30 AM	3	0	0	0	0	0	5	18	35	42	33	8	0	0	144	51-60	77
9:45 AM	9	0	0	0	0	0	7	11	28	45	18	4	0	0	122	51-60	73
10:00 AM	5	0	0	0	1	1	4	19	35	68	19	2	0	0	154	51-60	102
10:15 AM	1	0	0	0	0	1	11	25	26	33	32	6	1	0	136	56-65	65
10:30 AM	1	0	0	0	0	1	8	21	30	36	29	6	1	0	133	51-60	66
10:45 AM	6	0	0	0	0	0	0	26	33	28	29	6	2	0	130	52-61	60
11:00 AM	3	0	0	0	0	1	15	27	34	17	15	4	0	0	116	46-55	60
11:15 AM	6	0	0	0	0	0	7	15	39	38	23	11	0	0	139	51-60	76
11:30 AM	7	0	0	0	0	2	7	27	30	25	30	6	0	0	134	46-55	57
11:45 AM	8	0	0	0	0	0	7	29	41	28	24	1	0	0	138	46-55	70
Day Total																	
Percent																	
AM Peak Volume																	
PM Peak Volume																	
Comments:																	

LOCATION: 5. Silva Valley Pkwy/Allegheny Rd to Malcolm Dixon Rd SPECIFIC LOCATION: 0 ft from CITY/STATE: El Dorado Hills, CA															QC JOB #: 12004737 DIRECTION: EB/WB DATE: May 06 2014		
Start Time	1 15	16 20	21 25	26 30	31 35	36 40	41 45	46 50	51 55	56 60	61 65	66 70	71 75	76 999	Total	Pace Speed	Number in Pace
12:00 PM	6	0	0	0	0	0	9	26	41	51	22	5	1	0	161	51-60	91
12:15 PM	7	0	0	0	0	9	17	36	41	49	29	12	1	0	201	51-60	90
12:30 PM	8	0	0	0	0	4	7	24	49	48	16	3	0	0	159	51-60	96
12:45 PM	5	0	0	0	0	0	8	27	28	37	24	3	0	0	132	51-60	65
1:00 PM	4	0	0	0	0	0	2	24	53	31	14	5	2	0	135	51-60	83
1:15 PM	10	0	0	0	0	3	13	22	45	49	18	3	0	0	163	51-60	94
1:30 PM	13	0	0	0	0	4	11	40	37	39	23	6	1	0	174	46-55	77
1:45 PM	8	0	0	0	0	0	7	39	46	50	32	5	0	0	187	51-60	96
2:00 PM	4	0	0	0	0	0	13	35	33	54	23	10	2	1	175	51-60	87
2:15 PM	9	0	0	0	1	3	14	30	49	47	22	6	1	0	182	51-60	96
2:30 PM	4	0	0	0	0	10	18	44	49	45	21	1	1	0	193	51-60	94
2:45 PM	3	0	8	0	0	2	18	46	38	45	29	2	0	1	192	50-59	83
3:00 PM	13	0	0	0	0	1	18	59	71	25	24	4	1	0	216	46-55	129
3:15 PM	10	0	0	0	0	19	45	65	60	34	24	10	3	1	271	46-55	125
3:30 PM	4	0	0	0	1	3	22	34	46	51	32	5	3	1	202	51-60	96
3:45 PM	8	0	0	0	0	0	24	52	47	41	29	6	3	1	211	46-55	99
4:00 PM	11	0	0	0	0	2	30	62	43	27	38	8	1	1	223	46-55	104
4:15 PM	8	0	0	0	2	16	61	56	35	20	24	9	0	0	231	41-50	116
4:30 PM	11	0	0	0	2	13	41	47	43	37	35	11	0	0	240	46-55	89
4:45 PM	8	0	0	0	0	5	24	68	54	45	23	10	0	0	237	46-55	122
5:00 PM	16	0	0	0	0	8	30	60	71	60	13	12	1	0	271	47-56	131
5:15 PM	21	0	0	0	2	1	17	62	61	48	55	13	4	0	284	46-55	122
5:30 PM	19	0	0	0	0	0	11	68	73	45	27	11	3	0	257	46-55	141
5:45 PM	11	0	0	0	0	0	9	83	83	43	28	2	1	0	260	46-55	166
Day Total																	
Percent																	
AM Peak																	
Volume																	
PM Peak																	
Volume																	
Comments:																	

LOCATION: 5. Silva Valley Pkwy/Allegheny Rd to Malcolm Dixon Rd SPECIFIC LOCATION: 0 ft from CITY/STATE: El Dorado Hills, CA															QC JOB #: 12004737 DIRECTION: EB/WB DATE: May 06 2014			
Start Time	15	16	21	26	31	36	41	46	51	56	61	66	71	76	Total	Pace Speed	Number in Pace	
	15	20	25	30	35	40	45	50	55	60	65	70	75	999				
6:00 PM	8	0	0	0	0	1	16	61	41	32	26	16	1	1	203	46-55	101	
6:15 PM	12	0	0	0	0	1	9	45	42	35	30	15	2	2	193	46-55	87	
6:30 PM	9	0	0	0	0	0	15	46	39	20	30	10	0	0	169	46-55	85	
6:45 PM	8	0	0	0	0	4	26	40	38	24	16	11	2	0	169	46-55	77	
7:00 PM	2	0	0	1	2	10	35	16	37	32	34	7	1	0	177	51-60	69	
7:15 PM	5	0	0	0	0	0	9	29	47	21	17	5	1	0	134	46-55	76	
7:30 PM	6	0	0	0	0	1	11	25	43	30	12	3	0	0	131	51-60	73	
7:45 PM	1	0	0	0	0	0	12	34	35	25	18	7	1	0	133	46-55	69	
8:00 PM	3	0	0	0	0	0	4	25	30	31	14	10	0	0	117	51-60	61	
8:15 PM	5	0	0	1	3	1	18	29	23	19	10	4	0	0	113	46-55	51	
8:30 PM	0	0	0	0	0	0	0	35	31	17	8	5	0	0	96	46-55	66	
8:45 PM	1	0	0	1	0	0	7	25	36	13	8	2	1	0	94	46-55	61	
9:00 PM	5	0	0	0	0	0	11	19	28	14	6	3	2	0	88	46-55	46	
9:15 PM	3	0	0	0	0	1	5	19	29	18	8	3	0	0	86	50-59	47	
9:30 PM	0	0	0	0	0	0	6	21	31	15	9	1	1	0	84	46-55	52	
9:45 PM	1	0	0	1	0	0	5	19	19	9	6	1	0	0	61	46-55	37	
10:00 PM	0	0	0	0	0	0	5	10	24	10	7	1	1	0	58	46-55	34	
10:15 PM	6	0	0	0	0	0	2	10	17	12	3	4	0	0	54	51-60	28	
10:30 PM	2	0	0	0	0	0	1	5	15	8	3	0	0	0	34	51-60	23	
10:45 PM	0	0	0	0	0	0	0	3	14	9	3	2	0	0	31	51-60	22	
11:00 PM	3	0	0	0	0	0	1	5	10	7	6	0	0	0	32	52-61	16	
11:15 PM	2	0	0	0	0	0	0	5	13	7	4	0	0	0	31	51-60	19	
11:30 PM	1	0	0	0	0	0	0	3	5	10	1	3	0	0	23	51-60	15	
11:45 PM	0	0	0	0	0	0	0	2	6	7	2	0	0	0	17	52-61	12	
Day Total	442	0	8	4	16	149	827	2142	2635	2600	1900	548	78	13	11362	51-60	5235	
Percent	3.9%	0.0%	0.1%	0.0%	0.1%	1.3%	7.3%	18.9%	23.2%	22.9%	16.7%	4.8%	0.7%	0.1%				
ADT 11362																		
AM Peak Volume	8:45 AM 9 6:30 AM 1 7:00 AM 4 7:45 AM 20 7:30 AM 41 7:30 AM 53 7:45 AM 72 7:45 AM 75 6:15 AM 21 5:30 AM 5 2:30 AM 1 7:30 AM 231																	
PM Peak Volume	5:15 PM 21 2:45 PM 8 7:00 PM 1 8:15 PM 3 3:15 PM 19 4:15 PM 61 5:45 PM 83 5:45 PM 83 5:00 PM 60 5:15 PM 55 6:00 PM 16 5:15 PM 4 6:15 PM 2 5:15 PM 284																	
<i>Comments:</i>																		

LOCATION: 5. Silva Valley Pkwy/Allegheny Rd to Malcolm Dixon Rd SPECIFIC LOCATION: 0 ft from CITY/STATE: El Dorado Hills, CA															QC JOB #: 12004737 DIRECTION: EB/WB DATE: May 07 2014		
Start Time	15	20	25	30	35	40	45	50	55	60	65	70	75	999	Total	Pace Speed	Number in Pace
12:00 AM	0	0	0	0	0	1	2	2	3	3	2	1	0	0	14	56-65	5
12:15 AM	0	0	0	0	0	0	0	3	6	8	1	0	0	0	18	51-60	14
12:30 AM	0	0	0	0	1	0	1	2	1	1	2	2	0	0	10	61-70	4
12:45 AM	0	0	0	0	0	0	0	0	0	3	1	0	0	0	4	56-65	4
1:00 AM	1	0	0	0	0	0	0	1	4	4	1	0	0	0	11	51-60	8
1:15 AM	2	0	0	0	0	0	0	0	3	1	1	0	0	0	7	51-60	4
1:30 AM	0	0	0	0	0	0	1	0	2	1	1	0	0	0	5	51-60	3
1:45 AM	1	0	0	0	0	1	1	0	1	0	2	1	0	0	7	61-70	3
2:00 AM	1	0	0	0	0	1	0	0	1	1	1	0	0	0	5	56-65	2
2:15 AM	2	0	0	0	0	0	0	1	0	0	1	0	0	0	4	8-17	1
2:30 AM	2	0	0	0	0	0	0	1	1	0	0	1	0	0	5	46-55	2
2:45 AM	1	0	0	0	0	0	0	0	1	2	1	1	0	0	6	56-65	3
3:00 AM	1	0	0	0	0	0	0	1	0	1	4	1	0	0	8	56-65	5
3:15 AM	1	0	0	0	0	0	0	0	1	1	1	2	1	0	7	66-75	3
3:30 AM	1	0	0	0	0	0	0	1	2	0	0	2	0	0	6	46-55	3
3:45 AM	1	0	0	0	0	0	0	1	2	4	0	7	0	0	15	61-70	7
4:00 AM	0	0	0	0	0	0	0	0	2	1	0	2	0	1	6	51-60	3
4:15 AM	0	0	0	0	0	0	0	0	0	1	1	1	1	1	5	66-75	2
4:30 AM	0	0	0	0	0	0	0	3	1	7	9	2	0	0	22	56-65	16
4:45 AM	1	0	0	0	0	0	0	0	3	2	4	3	5	0	18	66-75	8
5:00 AM	1	0	0	0	0	0	1	0	2	3	14	5	2	0	28	61-70	19
5:15 AM	5	0	0	0	0	0	1	2	1	11	12	7	4	0	43	57-66	22
5:30 AM	4	0	0	0	0	0	0	0	5	6	11	10	8	1	45	61-70	21
5:45 AM	2	0	0	0	0	0	1	2	7	14	17	15	6	0	64	61-70	32
Day Total																	
Percent																	
AM Peak Volume																	
PM Peak Volume																	
Comments:																	

LOCATION: 5. Silva Valley Pkwy/Allegheny Rd to Malcolm Dixon Rd SPECIFIC LOCATION: 0 ft from CITY/STATE: El Dorado Hills, CA															QC JOB #: 12004737 DIRECTION: EB/WB DATE: May 07 2014		
Start Time	15	20	25	30	35	40	45	50	55	60	65	70	75	999	Total	Pace Speed	Number in Pace
6:00 AM	3	0	0	0	0	0	2	3	8	12	31	16	4	0	79	61-70	47
6:15 AM	5	0	0	0	0	0	1	9	7	24	55	20	1	0	122	56-65	79
6:30 AM	4	0	0	0	0	0	3	5	18	36	52	14	3	0	135	56-65	88
6:45 AM	3	0	0	0	0	0	2	23	30	42	63	20	1	0	184	56-65	104
7:00 AM	7	0	0	0	0	2	3	9	22	51	70	22	4	0	190	56-65	121
7:15 AM	5	0	0	0	0	0	4	24	34	44	66	23	2	0	202	56-65	109
7:30 AM	10	0	0	0	0	0	2	38	42	43	55	18	5	1	214	56-65	98
7:45 AM	6	0	0	0	0	3	10	21	32	47	80	17	0	0	216	56-65	127
8:00 AM	11	0	0	0	0	3	4	19	38	45	57	8	0	0	185	56-65	102
8:15 AM	15	0	0	0	11	3	11	35	27	57	44	16	1	0	220	56-65	101
8:30 AM	5	0	0	0	0	6	12	17	49	95	50	2	1	0	237	56-65	145
8:45 AM	6	0	0	0	0	1	11	25	50	71	36	7	1	0	208	51-60	120
9:00 AM	5	0	0	0	1	1	5	27	39	44	37	8	0	0	167	51-60	83
9:15 AM	2	0	0	0	0	0	12	14	18	42	50	4	0	0	142	56-65	92
9:30 AM	8	0	1	0	7	4	1	28	37	36	27	8	1	0	158	51-60	73
9:45 AM	9	0	0	0	7	8	5	15	31	37	35	5	1	0	153	56-65	72
10:00 AM	8	0	0	0	1	1	5	14	26	45	22	10	1	0	133	51-60	71
10:15 AM	3	0	0	0	0	1	6	22	37	48	25	7	0	0	149	51-60	84
10:30 AM	7	0	0	0	0	0	14	22	28	37	25	12	0	0	145	51-60	65
10:45 AM	11	0	0	0	0	3	6	30	31	40	34	4	0	0	159	56-65	74
11:00 AM	3	0	0	0	0	1	5	41	22	43	15	2	1	0	133	51-60	65
11:15 AM	4	0	0	0	1	8	8	9	28	37	21	7	1	0	124	51-60	65
11:30 AM	7	0	0	0	0	3	14	34	29	40	27	5	3	0	162	51-60	69
11:45 AM	12	0	0	0	0	2	7	34	30	38	25	7	1	0	156	51-60	67
Day Total																	
Percent																	
AM Peak Volume																	
PM Peak Volume																	
Comments:																	

LOCATION: 5. Silva Valley Pkwy/Allegheny Rd to Malcolm Dixon Rd SPECIFIC LOCATION: 0 ft from CITY/STATE: El Dorado Hills, CA															QC JOB #: 12004737 DIRECTION: EB/WB DATE: May 07 2014		
Start Time	1 15	16 20	21 25	26 30	31 35	36 40	41 45	46 50	51 55	56 60	61 65	66 70	71 75	76 999	Total	Pace Speed	Number in Pace
12:00 PM	8	0	0	0	1	9	8	38	58	36	19	2	2	0	181	48-57	95
12:15 PM	6	0	0	0	1	0	19	42	41	38	23	7	0	0	177	47-56	82
12:30 PM	6	0	0	0	0	6	11	34	47	43	19	8	0	0	174	51-60	89
12:45 PM	7	0	0	0	0	4	8	27	39	34	23	10	0	0	152	51-60	73
1:00 PM	7	0	0	0	0	0	10	44	55	42	19	5	1	0	183	46-55	99
1:15 PM	9	0	0	0	0	1	18	47	34	38	30	5	0	0	182	46-55	81
1:30 PM	12	0	0	4	1	12	15	32	37	29	31	5	2	0	180	46-55	69
1:45 PM	3	0	0	0	1	4	15	41	35	44	26	4	1	0	174	51-60	79
2:00 PM	4	0	0	0	5	4	23	39	60	42	25	8	0	0	210	51-60	102
2:15 PM	6	0	0	0	0	4	12	33	48	49	32	15	1	0	200	51-60	97
2:30 PM	9	0	0	0	0	7	16	48	63	33	23	11	0	0	210	46-55	110
2:45 PM	14	0	0	0	0	6	8	51	42	53	33	5	0	0	212	51-60	94
3:00 PM	14	0	0	0	0	1	24	86	50	35	39	11	1	0	261	46-55	136
3:15 PM	14	0	0	0	0	8	26	54	38	35	36	10	0	0	221	46-55	91
3:30 PM	18	0	0	0	0	8	14	54	42	41	30	8	0	0	215	46-55	96
3:45 PM	7	0	0	0	0	0	8	59	44	62	27	8	0	0	215	51-60	106
4:00 PM	6	0	0	0	0	3	7	39	74	46	19	9	0	0	203	51-60	119
4:15 PM	18	0	0	0	0	12	10	62	53	33	41	13	1	0	243	46-55	114
4:30 PM	13	0	0	0	1	0	30	51	55	49	28	13	2	0	242	46-55	106
4:45 PM	10	0	0	0	3	6	27	50	60	38	28	12	0	0	234	46-55	110
5:00 PM	12	0	0	0	0	8	50	77	66	38	21	22	1	0	295	46-55	142
5:15 PM	12	0	0	0	0	9	40	80	66	34	19	15	2	0	277	46-55	145
5:30 PM	10	0	0	0	0	2	18	70	63	40	36	16	1	0	256	46-55	133
5:45 PM	12	0	0	0	0	6	32	70	62	39	29	15	0	0	265	46-55	132
Day Total																	
Percent																	
AM Peak																	
Volume																	
PM Peak																	
Volume																	
<i>Comments:</i>																	

LOCATION: 5. Silva Valley Pkwy/Allegheny Rd to Malcolm Dixon Rd SPECIFIC LOCATION: 0 ft from CITY/STATE: El Dorado Hills, CA															QC JOB #: 12004737 DIRECTION: EB/WB DATE: May 07 2014			
Start Time	15	16	21	26	31	36	41	46	51	56	61	66	71	76	Total	Pace Speed	Number in Pace	
	15	20	25	30	35	40	45	50	55	60	65	70	75	999				
6:00 PM	10	0	0	0	0	0	18	52	57	47	34	7	2	0	227	46-55	109	
6:15 PM	9	0	0	0	0	0	8	49	69	44	38	11	1	0	229	46-55	118	
6:30 PM	13	0	0	0	1	0	15	51	39	21	21	12	1	0	174	46-55	90	
6:45 PM	6	0	0	0	0	1	6	28	49	44	29	10	0	0	173	51-60	93	
7:00 PM	5	0	0	0	0	0	9	20	40	30	21	9	0	0	134	51-60	70	
7:15 PM	5	0	0	0	0	1	4	30	38	43	21	6	2	0	150	51-60	80	
7:30 PM	6	0	0	0	0	0	7	31	32	28	17	6	5	0	132	46-55	63	
7:45 PM	0	0	0	0	0	0	6	41	36	27	15	6	0	0	131	46-55	77	
8:00 PM	1	0	0	0	0	0	14	32	30	23	6	5	1	0	112	46-55	62	
8:15 PM	6	0	0	0	0	0	8	32	36	14	9	3	0	0	108	46-55	68	
8:30 PM	3	0	0	0	0	0	5	32	34	21	11	0	0	0	106	46-55	66	
8:45 PM	4	0	0	0	0	0	1	21	49	25	13	1	1	0	115	51-60	74	
9:00 PM	6	0	0	0	0	3	4	20	35	18	16	6	0	0	108	46-55	55	
9:15 PM	3	0	0	0	0	1	5	19	26	18	9	1	0	0	82	46-55	45	
9:30 PM	2	0	0	0	0	0	3	8	23	14	11	2	0	0	63	51-60	36	
9:45 PM	2	0	0	0	0	0	4	14	24	17	10	4	0	0	75	51-60	41	
10:00 PM	3	0	0	0	0	0	0	11	23	10	4	2	0	0	53	46-55	34	
10:15 PM	0	0	0	0	1	0	1	6	11	12	2	2	0	1	36	51-60	22	
10:30 PM	2	0	0	0	0	0	1	8	15	6	3	1	0	0	36	46-55	23	
10:45 PM	0	0	0	0	0	1	0	2	13	6	6	0	0	0	28	51-60	19	
11:00 PM	2	0	0	0	0	0	2	1	7	3	2	1	0	0	18	51-60	10	
11:15 PM	1	0	0	0	0	0	0	6	13	7	2	0	0	0	29	51-60	19	
11:30 PM	1	0	0	0	0	0	0	4	4	6	1	0	0	0	16	52-61	9	
11:45 PM	0	0	0	0	0	0	2	1	7	8	4	1	0	0	23	51-60	15	
Day Total	513	0	1	4	44	180	733	2285	2704	2592	2050	658	87	5	11856	51-60	5295	
Percent	4.3%	0.0%	0.0%	0.0%	0.4%	1.5%	6.2%	19.3%	22.8%	21.9%	17.3%	5.5%	0.7%	0.0%				
ADT 11856																		
AM Peak Volume	8:15 AM	9:30 AM		8:15 AM		9:45 AM	10:30 AM	11:00 AM	8:45 AM	8:30 AM	7:45 AM	7:15 AM	5:30 AM	4:00 AM	8:30 AM			
	15	1		11		8	14	41	50	95	80	23	8	1	237			
PM Peak Volume	3:30 PM			1:30 PM	2:00 PM	1:30 PM	5:00 PM	3:00 PM	4:00 PM	3:45 PM	4:15 PM	5:00 PM	7:30 PM	10:15 PM	5:00 PM			
	18			4	5	12	50	86	74	62	41	22	5	1	295			
<i>Comments:</i>																		

LOCATION: 5. Silva Valley Pkwy/Allegheny Rd to Malcolm Dixon Rd SPECIFIC LOCATION: 0 ft from CITY/STATE: El Dorado Hills, CA															QC JOB #: 12004737 DIRECTION: EB/WB DATE: May 08 2014		
Start Time	15	16	21	26	31	36	41	46	51	56	61	66	71	76	Total	Pace Speed	Number in Pace
	15	20	25	30	35	40	45	50	55	60	65	70	75	999			
12:00 AM	0	0	0	0	0	0	0	4	5	5	0	1	0	0	15	51-60	10
12:15 AM	0	0	0	0	0	0	0	0	2	2	1	1	0	0	6	51-60	4
12:30 AM	0	0	0	0	0	0	2	2	3	3	1	0	1	0	12	53-62	5
12:45 AM	0	0	0	0	0	0	1	2	3	0	1	0	0	0	7	48-57	4
1:00 AM	0	0	0	0	0	0	0	3	2	3	3	0	0	0	11	57-66	5
1:15 AM	1	0	0	0	0	0	0	0	4	1	1	0	1	0	8	52-61	4
1:30 AM	1	0	0	0	0	0	0	3	2	3	2	0	0	0	11	56-65	5
1:45 AM	0	0	0	0	0	0	0	0	1	2	1	0	0	0	4	56-65	3
2:00 AM	3	0	0	0	0	0	0	0	1	0	2	2	0	0	8	61-70	4
2:15 AM	1	0	0	0	0	0	0	1	0	1	0	0	0	0	3	41-50	1
2:30 AM	2	0	0	0	0	0	0	3	2	1	0	1	0	1	10	46-55	5
2:45 AM	0	0	0	0	0	0	0	1	0	1	1	1	0	0	4	61-70	2
3:00 AM	0	0	0	0	0	0	0	0	2	1	1	1	0	0	5	51-60	3
3:15 AM	1	0	0	0	0	0	1	0	0	3	0	1	1	0	7	51-60	3
3:30 AM	0	0	0	0	0	0	0	0	3	1	2	0	0	0	6	51-60	4
3:45 AM	2	0	0	0	0	0	0	1	1	3	3	1	0	0	11	58-67	5
4:00 AM	1	0	0	0	0	0	0	0	1	1	1	3	0	1	8	61-70	4
4:15 AM	0	0	0	0	0	0	0	0	1	2	3	4	0	1	11	61-70	7
4:30 AM	2	0	0	0	0	0	0	2	0	1	6	8	1	1	21	61-70	14
4:45 AM	1	0	0	0	0	0	0	0	0	2	5	4	2	2	16	61-70	9
5:00 AM	1	0	0	0	0	0	0	0	8	2	7	9	3	0	30	61-70	16
5:15 AM	4	0	0	0	0	0	0	1	0	6	11	15	2	3	42	61-70	26
5:30 AM	4	0	0	0	0	0	0	3	1	6	14	10	7	4	49	61-70	24
5:45 AM	3	0	0	0	0	0	0	3	8	6	22	22	5	2	71	61-70	44
Day Total																	
Percent																	
AM Peak Volume																	
PM Peak Volume																	
Comments:																	

LOCATION: 5. Silva Valley Pkwy/Allegheny Rd to Malcolm Dixon Rd SPECIFIC LOCATION: 0 ft from CITY/STATE: El Dorado Hills, CA															QC JOB #: 12004737 DIRECTION: EB/WB DATE: May 08 2014		
Start Time	15	16	21	26	31	36	41	46	51	56	61	66	71	76	Total	Pace Speed	Number in Pace
	15	20	25	30	35	40	45	50	55	60	65	70	75	999			
6:00 AM	4	0	0	0	0	3	2	1	8	3	19	15	16	4	75	61-70	34
6:15 AM	4	0	0	0	0	1	1	3	11	8	37	28	16	0	109	61-70	64
6:30 AM	6	0	0	0	0	1	1	6	4	24	49	26	8	2	127	61-70	74
6:45 AM	5	0	0	0	0	0	2	17	25	41	47	26	6	0	169	56-65	88
7:00 AM	5	0	0	0	0	2	2	9	16	47	70	31	7	1	190	56-65	117
7:15 AM	6	0	0	0	0	1	6	13	31	67	64	24	0	0	212	56-65	131
7:30 AM	9	0	0	0	0	2	12	25	53	59	55	11	2	2	230	56-65	114
7:45 AM	9	0	0	0	0	0	12	31	41	72	40	8	3	0	216	51-60	113
8:00 AM	4	0	0	0	0	0	4	23	35	66	45	10	2	0	189	56-65	111
8:15 AM	3	0	0	0	0	0	8	31	52	51	53	13	0	0	211	56-65	103
8:30 AM	7	0	0	0	0	3	5	28	38	63	65	8	6	0	223	56-65	128
8:45 AM	4	0	0	0	0	7	18	27	35	53	36	9	1	0	190	56-65	88
9:00 AM	6	0	0	0	0	9	9	30	43	36	25	15	3	0	176	51-60	78
9:15 AM	6	0	0	0	0	0	1	18	35	55	23	5	3	0	146	51-60	90
9:30 AM	8	0	0	0	1	0	2	21	33	40	30	15	0	0	150	51-60	73
9:45 AM	4	0	0	0	0	0	6	26	40	31	45	4	0	0	156	56-65	76
10:00 AM	4	1	0	0	1	8	5	14	32	37	36	11	2	1	152	56-65	73
10:15 AM	3	0	0	0	0	2	9	15	27	43	38	8	1	0	146	56-65	80
10:30 AM	10	0	0	0	0	1	12	26	18	41	30	4	0	1	143	56-65	71
10:45 AM	5	0	0	0	0	2	6	21	38	51	19	1	0	0	143	51-60	88
11:00 AM	8	0	0	0	0	3	14	30	47	36	25	4	0	0	167	51-60	82
11:15 AM	3	0	0	0	0	1	15	14	36	38	31	10	1	0	149	51-60	73
11:30 AM	6	0	0	0	0	2	10	19	58	26	15	4	0	0	140	51-60	83
11:45 AM	3	0	0	0	0	4	21	27	37	35	18	9	1	0	155	51-60	72
Day Total																	
Percent																	
AM Peak Volume																	
PM Peak Volume																	
Comments:																	

LOCATION: 5. Silva Valley Pkwy/Allegheny Rd to Malcolm Dixon Rd SPECIFIC LOCATION: 0 ft from CITY/STATE: El Dorado Hills, CA															QC JOB #: 12004737 DIRECTION: EB/WB DATE: May 08 2014		
Start Time	1 15	16 20	21 25	26 30	31 35	36 40	41 45	46 50	51 55	56 60	61 65	66 70	71 75	76 999	Total	Pace Speed	Number in Pace
12:00 PM	5	0	0	0	0	1	18	29	36	43	28	10	2	0	172	51-60	78
12:15 PM	10	0	0	0	0	0	8	42	41	35	23	6	2	0	167	46-55	82
12:30 PM	6	0	0	0	0	1	13	26	47	49	15	2	0	0	159	51-60	96
12:45 PM	7	0	0	1	0	0	3	34	39	40	22	8	1	0	155	51-60	79
1:00 PM	8	0	0	0	0	2	4	24	38	35	17	6	1	0	135	51-60	73
1:15 PM	7	0	0	0	0	4	5	26	43	47	16	7	0	0	155	51-60	90
1:30 PM	5	0	0	0	0	4	5	33	43	38	19	5	2	0	154	51-60	80
1:45 PM	7	0	0	0	0	1	19	46	28	28	19	6	2	0	156	46-55	73
2:00 PM	3	0	0	1	0	0	3	46	68	34	19	11	0	0	185	46-55	113
2:15 PM	7	0	0	0	7	15	16	27	47	51	31	4	0	0	205	51-60	97
2:30 PM	8	0	0	0	0	8	29	49	40	38	23	1	0	0	196	46-55	89
2:45 PM	3	0	0	0	0	1	17	50	54	48	18	13	1	2	207	46-55	104
3:00 PM	20	7	9	10	2	1	31	57	38	29	25	11	2	0	242	46-55	94
3:15 PM	15	0	0	0	0	4	37	60	47	50	32	6	2	0	253	46-55	107
3:30 PM	17	0	0	0	1	5	15	41	54	57	26	2	0	0	218	51-60	111
3:45 PM	14	0	0	0	0	2	23	71	64	35	21	2	0	0	232	46-55	135
4:00 PM	13	0	0	0	0	3	42	93	46	44	21	11	0	0	273	46-55	138
4:15 PM	12	0	0	0	0	5	22	61	72	51	34	4	0	0	261	46-55	133
4:30 PM	5	0	0	0	0	7	25	35	52	49	46	7	0	0	226	51-60	101
4:45 PM	16	0	0	0	0	6	35	59	63	51	20	8	0	0	258	46-55	121
5:00 PM	9	0	0	0	0	4	28	82	60	32	47	7	0	0	269	46-55	142
5:15 PM	15	0	0	0	0	4	19	52	99	51	27	7	0	0	274	46-55	151
5:30 PM	20	0	0	0	0	4	43	71	42	40	39	8	2	0	269	46-55	113
5:45 PM	15	0	0	0	0	4	23	64	65	44	32	7	0	0	254	46-55	129
Day Total																	
Percent																	
AM Peak																	
Volume																	
PM Peak																	
Volume																	
Comments:																	

LOCATION: 5. Silva Valley Pkwy/Allegheny Rd to Malcolm Dixon Rd SPECIFIC LOCATION: 0 ft from CITY/STATE: El Dorado Hills, CA															QC JOB #: 12004737 DIRECTION: EB/WB DATE: May 08 2014			
Start Time	15	16	21	26	31	36	41	46	51	56	61	66	71	76	Total	Pace Speed	Number in Pace	
	15	20	25	30	35	40	45	50	55	60	65	70	75	999				
6:00 PM	12	0	0	0	0	4	15	48	70	47	28	8	2	1	235	46-55	118	
6:15 PM	4	0	0	0	0	2	7	48	57	55	21	5	2	0	201	51-60	112	
6:30 PM	2	0	0	0	1	2	25	26	34	46	25	8	1	0	170	51-60	80	
6:45 PM	6	0	0	0	0	5	14	21	55	31	35	6	1	0	174	51-60	85	
7:00 PM	8	0	0	0	0	2	6	34	40	29	25	12	2	0	158	46-55	74	
7:15 PM	5	0	0	0	0	0	11	35	22	21	16	10	1	0	121	46-55	57	
7:30 PM	4	0	0	0	0	0	14	35	41	21	15	8	4	0	142	46-55	76	
7:45 PM	1	0	0	0	1	0	7	38	36	34	5	7	0	0	129	46-55	74	
8:00 PM	3	0	0	0	0	0	0	38	29	21	11	0	0	0	102	46-55	67	
8:15 PM	3	0	0	0	0	0	19	28	36	17	6	0	0	0	109	46-55	64	
8:30 PM	1	0	0	0	0	1	4	23	39	15	13	2	1	0	99	46-55	61	
8:45 PM	4	0	0	0	0	1	2	18	42	22	6	1	1	0	97	51-60	64	
9:00 PM	1	0	0	0	0	2	11	28	36	15	10	2	0	0	105	46-55	64	
9:15 PM	4	0	0	0	0	0	11	17	24	12	8	2	3	0	81	46-55	40	
9:30 PM	1	0	0	0	0	0	0	13	14	27	8	5	1	0	69	51-60	41	
9:45 PM	0	0	0	0	0	0	0	12	32	13	10	0	2	0	69	51-60	44	
10:00 PM	2	0	0	0	0	0	1	23	23	18	1	1	0	0	69	46-55	45	
10:15 PM	2	0	0	0	0	0	1	9	20	12	4	1	0	0	49	51-60	31	
10:30 PM	1	0	0	0	0	1	4	8	8	8	4	0	0	0	34	51-60	16	
10:45 PM	0	0	0	0	0	0	1	4	13	8	7	1	0	0	34	51-60	21	
11:00 PM	1	0	0	0	0	0	1	2	7	5	5	2	0	0	23	51-60	12	
11:15 PM	2	0	0	0	0	0	0	6	9	4	3	0	0	0	24	46-55	15	
11:30 PM	0	0	0	0	0	0	2	3	8	2	2	0	0	0	17	46-55	11	
11:45 PM	2	0	0	0	0	0	2	2	3	7	2	1	0	0	19	51-60	10	
Day Total	475	8	9	12	14	158	828	2201	2767	2588	1893	624	139	29	11745	51-60	5355	
Percent	4.0%	0.1%	0.1%	0.1%	0.1%	1.3%	7.0%	18.7%	23.6%	22.0%	16.1%	5.3%	1.2%	0.2%				
ADT 11745																		
AM Peak Volume	10:30 AM	10:00 AM			9:30 AM	9:00 AM	11:45 AM	7:45 AM	11:30 AM	7:45 AM	7:00 AM	7:00 AM	6:00 AM	5:30 AM	7:30 AM			
	10	1			1	9	21	31	58	72	70	31	16	4	230			
PM Peak Volume	3:00 PM	3:00 PM	3:00 PM	3:00 PM	2:15 PM	2:15 PM	5:30 PM	4:00 PM	5:15 PM	3:30 PM	5:00 PM	2:45 PM	7:30 PM	2:45 PM	5:15 PM			
	20	7	9	10	7	15	43	93	99	57	47	13	4	2	274			
<i>Comments:</i>																		

LOCATION: 5. Silva Valley Pkwy/Allegheny Rd to Malcolm Dixon Rd SPECIFIC LOCATION: 0 ft from CITY/STATE: El Dorado Hills, CA															QC JOB #: 12004737 DIRECTION: EB/WB DATE: May 09 2014		
Start Time	15	20	25	30	35	40	45	50	55	60	65	70	75	999	Total	Pace Speed	Number in Pace
12:00 AM	0	0	0	0	0	0	0	5	6	3	0	1	0	0	15	48-57	10
12:15 AM	2	0	0	0	1	1	2	7	4	1	1	2	0	0	21	46-55	11
12:30 AM	1	0	0	0	0	0	0	1	1	2	0	2	0	0	7	51-60	3
12:45 AM	1	0	0	0	0	0	0	0	5	2	2	0	0	0	10	51-60	7
1:00 AM	1	0	0	0	0	0	0	1	0	0	1	2	0	1	6	61-70	3
1:15 AM	0	0	0	0	0	0	2	3	2	1	0	0	0	0	8	46-55	5
1:30 AM	0	0	0	0	0	0	0	0	1	0	2	1	0	0	4	61-70	3
1:45 AM	0	0	0	0	0	0	0	0	1	2	0	0	0	0	3	51-60	3
2:00 AM	2	0	0	0	0	0	1	1	4	4	1	1	0	0	14	51-60	8
2:15 AM	0	0	0	0	0	0	0	0	1	3	0	0	0	0	4	51-60	4
2:30 AM	1	0	0	0	0	0	0	0	0	1	1	2	0	0	5	61-70	3
2:45 AM	0	0	0	0	0	0	0	1	3	0	1	1	1	0	7	46-55	4
3:00 AM	0	0	0	0	0	0	0	0	2	2	0	0	0	0	4	51-60	4
3:15 AM	0	0	0	1	1	0	0	0	0	1	1	0	0	0	4	56-65	2
3:30 AM	0	0	0	0	0	0	0	0	4	1	2	0	0	0	7	53-62	4
3:45 AM	2	0	0	0	0	0	0	0	0	0	2	1	0	0	5	61-70	3
4:00 AM	0	0	0	0	0	0	0	0	1	0	3	0	0	0	4	56-65	3
4:15 AM	0	0	0	0	0	0	0	0	2	2	4	1	1	0	10	56-65	6
4:30 AM	1	0	0	0	0	0	0	0	2	2	7	5	2	3	22	61-70	12
4:45 AM	2	0	0	0	0	1	0	0	1	1	6	1	4	1	17	56-65	7
5:00 AM	2	0	0	0	0	0	0	2	4	4	5	4	3	0	24	61-70	9
5:15 AM	4	0	0	0	0	0	0	2	4	9	13	8	2	0	42	56-65	22
5:30 AM	4	0	0	0	0	0	0	1	3	6	18	7	4	2	45	61-70	24
5:45 AM	4	0	0	0	0	0	1	4	5	14	16	17	3	4	68	61-70	33
Day Total																	
Percent																	
AM Peak Volume																	
PM Peak Volume																	
Comments:																	

LOCATION: 5. Silva Valley Pkwy/Allegheny Rd to Malcolm Dixon Rd SPECIFIC LOCATION: 0 ft from CITY/STATE: El Dorado Hills, CA															QC JOB #: 12004737 DIRECTION: EB/WB DATE: May 09 2014		
Start Time	15	16	21	26	31	36	41	46	51	56	61	66	71	76	Total	Pace Speed	Number in Pace
	15	20	25	30	35	40	45	50	55	60	65	70	75	999			
6:00 AM	5	0	0	0	0	0	2	5	8	2	22	16	12	0	72	61-70	38
6:15 AM	4	0	0	0	0	0	1	7	12	10	32	23	6	1	96	61-70	54
6:30 AM	8	0	0	0	0	0	3	11	11	14	49	17	6	1	120	61-70	66
6:45 AM	5	0	0	0	0	0	6	9	18	37	42	24	2	1	144	56-65	79
7:00 AM	4	0	0	0	0	4	9	20	22	32	50	35	6	1	183	61-70	85
7:15 AM	6	0	0	0	0	0	2	13	55	71	41	17	5	0	210	51-60	125
7:30 AM	7	0	0	0	0	7	20	35	32	38	55	21	4	0	219	56-65	93
7:45 AM	6	0	0	0	0	2	13	29	50	56	29	10	1	0	196	51-60	105
8:00 AM	7	0	0	0	0	4	8	24	25	58	25	9	0	0	160	52-61	83
8:15 AM	9	0	0	0	0	1	5	31	38	70	37	6	1	1	199	51-60	108
8:30 AM	11	0	0	0	1	0	5	43	56	46	27	2	2	0	193	51-60	101
8:45 AM	6	0	0	0	0	10	34	47	34	38	18	5	2	0	194	46-55	81
9:00 AM	5	0	0	0	0	0	9	25	52	46	17	2	0	0	156	51-60	97
9:15 AM	1	0	0	0	0	1	11	20	44	50	15	2	1	0	145	51-60	94
9:30 AM	4	0	0	0	1	5	10	15	44	51	10	2	0	0	142	51-60	94
9:45 AM	6	0	0	0	0	1	17	49	34	22	13	4	1	0	147	46-55	83
10:00 AM	2	0	0	0	1	1	3	12	56	39	20	4	0	0	138	51-60	95
10:15 AM	2	0	0	0	0	3	2	15	43	64	17	2	0	0	148	51-60	107
10:30 AM	10	0	0	0	1	4	20	26	41	53	8	5	0	0	168	51-60	93
10:45 AM	9	0	0	0	0	0	5	22	35	57	26	5	2	0	161	51-60	92
11:00 AM	5	0	0	3	8	2	6	31	39	42	17	3	1	0	157	51-60	81
11:15 AM	8	0	0	0	0	2	12	34	28	34	38	4	2	0	162	56-65	71
11:30 AM	3	0	0	0	0	1	9	28	42	31	21	8	1	0	144	51-60	73
11:45 AM	12	0	0	0	0	2	11	31	47	30	31	7	0	0	171	46-55	78
Day Total																	
Percent																	
AM Peak Volume																	
PM Peak Volume																	
Comments:																	

LOCATION: 5. Silva Valley Pkwy/Allegheny Rd to Malcolm Dixon Rd SPECIFIC LOCATION: 0 ft from CITY/STATE: El Dorado Hills, CA															QC JOB #: 12004737 DIRECTION: EB/WB DATE: May 09 2014		
Start Time	1 15	16 20	21 25	26 30	31 35	36 40	41 45	46 50	51 55	56 60	61 65	66 70	71 75	76 999	Total	Pace Speed	Number in Pace
12:00 PM	9	0	0	0	4	0	12	32	51	51	21	4	1	1	186	51-60	101
12:15 PM	8	0	0	0	0	3	5	33	30	32	34	4	1	0	150	56-65	66
12:30 PM	4	0	0	0	0	1	15	21	38	50	30	5	1	0	165	51-60	88
12:45 PM	8	0	0	0	0	2	7	46	36	42	24	7	0	0	172	47-56	81
1:00 PM	11	0	0	0	0	8	20	49	39	35	28	4	0	0	194	46-55	88
1:15 PM	14	0	0	0	0	1	8	58	47	58	25	4	0	0	215	48-57	105
1:30 PM	6	0	0	0	0	0	15	59	33	35	32	7	0	0	187	46-55	91
1:45 PM	6	0	0	0	1	2	25	51	51	34	22	5	1	0	198	46-55	101
2:00 PM	9	0	0	0	0	1	15	56	49	29	26	7	2	0	194	46-55	105
2:15 PM	7	0	0	0	0	1	30	53	58	50	28	5	1	0	233	47-56	110
2:30 PM	13	0	0	0	0	16	13	48	40	30	37	8	1	0	206	46-55	88
2:45 PM	7	0	0	0	0	0	16	47	74	40	28	14	0	0	226	46-55	121
3:00 PM	12	0	0	0	1	1	25	55	53	46	31	6	0	0	230	46-55	107
3:15 PM	14	0	0	0	0	11	32	49	53	37	38	17	3	0	254	46-55	101
3:30 PM	11	0	0	0	2	9	40	69	33	33	52	10	2	0	261	41-50	109
3:45 PM	12	0	0	0	0	11	33	67	54	61	24	9	0	0	271	46-55	121
4:00 PM	13	0	0	0	0	5	22	67	45	53	36	14	0	2	257	46-55	112
4:15 PM	10	0	0	0	0	0	10	46	67	41	34	21	2	0	231	46-55	113
4:30 PM	12	0	0	0	0	5	35	60	55	53	35	12	0	0	267	46-55	115
4:45 PM	10	0	0	0	0	8	25	68	55	58	40	7	1	0	272	46-55	123
5:00 PM	10	0	0	0	0	4	21	74	50	54	43	20	2	0	278	46-55	124
5:15 PM	13	0	0	0	0	2	44	88	48	40	36	15	6	1	293	46-55	136
5:30 PM	16	0	0	0	1	12	22	56	74	41	38	15	4	1	280	46-55	130
5:45 PM	12	0	0	0	0	7	22	57	51	34	35	8	4	0	230	46-55	107
Day Total																	
Percent																	
AM Peak																	
Volume																	
PM Peak																	
Volume																	
Comments:																	

LOCATION: 5. Silva Valley Pkwy/Allegheny Rd to Malcolm Dixon Rd SPECIFIC LOCATION: 0 ft from CITY/STATE: El Dorado Hills, CA															QC JOB #: 12004737 DIRECTION: EB/WB DATE: May 09 2014			
Start Time	1 15	16 20	21 25	26 30	31 35	36 40	41 45	46 50	51 55	56 60	61 65	66 70	71 75	76 999	Total	Pace Speed	Number in Pace	
6:00 PM	9	0	0	0	2	5	22	42	39	39	35	4	1	0	198	46-55	81	
6:15 PM	8	0	0	0	0	3	20	26	61	44	33	10	3	0	208	51-60	105	
6:30 PM	8	1	0	0	0	1	18	52	48	42	39	23	5	0	237	46-55	99	
6:45 PM	6	0	0	0	0	1	6	34	34	25	20	6	9	1	142	46-55	68	
7:00 PM	7	0	0	0	0	3	3	24	31	36	24	9	1	0	138	51-60	67	
7:15 PM	7	0	0	0	0	0	7	29	44	27	15	8	0	0	137	46-55	73	
7:30 PM	6	0	0	0	0	2	9	32	31	29	27	10	0	0	146	46-55	63	
7:45 PM	5	0	0	0	0	0	11	26	39	18	15	5	1	0	120	46-55	65	
8:00 PM	4	0	0	0	1	0	7	28	52	24	18	9	0	0	143	46-55	80	
8:15 PM	3	0	0	0	0	0	17	28	38	18	15	3	0	0	122	46-55	65	
8:30 PM	8	0	0	0	0	1	13	42	39	19	12	0	0	0	134	46-55	81	
8:45 PM	6	0	0	0	0	0	7	22	39	26	11	6	0	0	117	51-60	65	
9:00 PM	3	0	0	0	0	0	3	33	27	19	10	4	0	0	99	46-55	60	
9:15 PM	2	0	0	0	0	0	5	18	39	21	12	2	2	0	101	51-60	60	
9:30 PM	4	0	0	0	0	2	11	22	31	20	8	3	1	1	103	46-55	53	
9:45 PM	8	0	0	0	0	0	7	29	33	12	10	9	2	0	110	46-55	61	
10:00 PM	5	0	0	0	0	0	5	25	24	16	13	4	1	1	94	46-55	48	
10:15 PM	5	0	0	0	0	0	4	17	23	9	3	3	0	0	64	46-55	40	
10:30 PM	3	0	0	0	0	0	2	14	31	17	8	3	1	0	79	51-60	48	
10:45 PM	3	0	0	0	1	0	4	10	21	10	6	3	1	0	59	46-55	31	
11:00 PM	0	0	0	0	0	1	2	7	17	16	3	1	1	0	48	51-60	33	
11:15 PM	1	0	0	0	0	0	3	6	12	9	6	1	0	0	38	51-60	20	
11:30 PM	2	0	0	0	0	0	3	10	14	4	3	1	0	0	37	46-55	23	
11:45 PM	0	0	0	0	0	0	1	7	14	11	4	2	0	0	39	51-60	25	
Day Total	532	1	0	4	27	181	931	2502	2887	2600	1873	646	136	24	12344	51-60	5487	
Percent	4.3%	0.0%	0.0%	0.0%	0.2%	1.5%	7.5%	20.3%	23.4%	21.1%	15.2%	5.2%	1.1%	0.2%				
ADT 12344																		
AM Peak Volume	11:45 AM	11:00 AM			11:00 AM	8:45 AM	8:45 AM	9:45 AM	8:30 AM	7:15 AM	7:30 AM	7:00 AM	6:00 AM	5:45 AM	7:30 AM			
	12	3			8	10	34	49	56	71	55	35	12	4	219			
PM Peak Volume	5:30 PM	6:30 PM	12:00 PM			2:30 PM	5:15 PM	5:15 PM	2:45 PM	3:45 PM	3:30 PM	6:30 PM	6:45 PM	4:00 PM	5:15 PM			
	16	1	4			16	44	88	74	61	52	23	9	2	293			
<i>Comments:</i>																		

LOCATION: 5. Silva Valley Pkwy/Allegheny Rd to Malcolm Dixon Rd														QC JOB #: 12004737			
SPECIFIC LOCATION: 0 ft from														DIRECTION: EB/WB			
CITY/STATE: El Dorado Hills, CA														DATE: May 03 2014 - May 09 2014			
Start Time	1 15	16 20	21 25	26 30	31 35	36 40	41 45	46 50	51 55	56 60	61 65	66 70	71 75	76 999	Total	Pace Speed	Number in Pace
Grand Total	3419	9	34	58	202	1238	5771	15037	18716	18022	12138	3686	617	123	79070	51-60	36738
Percent	4.3%	0.0%	0.0%	0.1%	0.3%	1.6%	7.3%	19.0%	23.7%	22.8%	15.4%	4.7%	0.8%	0.2%			
Cumulative Percent	4.3%	4.3%	4.4%	4.5%	4.7%	6.3%	13.6%	32.6%	56.3%	79.1%	94.4%	99.1%	99.8%	100.0%			
ADT 11295															85th Percentile 61 MPH Mean Speed(Average): 52 MPH		
Comments:															Median 53 MPH Mode: 53 MPH		

Report generated on 10/13/2014 10:25 AM

SOURCE: Quality Counts, LLC (<http://www.qualitycounts.net>)



LOCATION: 5. Silva Valley Pkwy/Allegheny Rd to Malcolm Dixon Rd SPECIFIC LOCATION: 0 ft from CITY/STATE: El Dorado Hills, CA															QC JOB #: 12004737 DIRECTION: EB DATE: May 03 2014		
Start Time	15	20	25	30	35	40	45	50	55	60	65	70	75	999	Total	Pace Speed	Number in Pace
12:00 AM	2	0	0	0	0	0	0	3	9	5	1	0	0	0	20	51-60	14
12:15 AM	0	0	0	0	0	0	1	4	5	5	2	0	0	0	17	51-60	10
12:30 AM	0	0	0	0	0	0	1	1	2	2	0	0	0	0	6	51-60	4
12:45 AM	1	0	0	0	0	0	1	0	2	7	1	0	0	0	12	51-60	9
1:00 AM	1	0	0	0	0	0	0	2	2	1	3	0	0	0	9	46-55	4
1:15 AM	2	0	0	0	0	0	0	2	3	2	2	0	0	0	11	51-60	5
1:30 AM	0	0	0	0	0	0	1	3	6	3	0	0	0	0	13	47-56	9
1:45 AM	0	0	0	0	0	0	1	0	2	2	1	0	0	0	6	51-60	4
2:00 AM	1	0	0	0	0	0	0	1	0	4	0	0	0	0	6	51-60	4
2:15 AM	0	0	0	0	0	0	1	0	5	1	1	0	0	0	8	52-61	5
2:30 AM	0	0	0	0	0	0	0	2	2	4	3	0	0	0	11	57-66	6
2:45 AM	0	0	0	0	0	0	0	1	1	2	0	0	0	0	4	51-60	3
3:00 AM	0	0	0	0	0	0	0	1	3	1	0	0	0	0	5	46-55	4
3:15 AM	0	0	0	0	0	0	0	0	0	1	0	0	0	0	1	51-60	1
3:30 AM	1	0	0	0	0	0	1	0	4	0	0	0	0	0	6	46-55	4
3:45 AM	0	0	0	1	0	0	0	0	0	1	0	0	0	0	2	21-30	1
4:00 AM	0	0	0	0	0	0	0	1	0	1	0	0	0	0	2	41-50	1
4:15 AM	0	0	0	0	0	0	0	0	0	3	0	0	0	0	3	51-60	3
4:30 AM	0	0	0	0	0	0	0	0	1	1	0	0	0	0	2	51-60	2
4:45 AM	0	0	0	0	0	0	0	0	0	1	1	0	0	0	2	56-65	2
5:00 AM	0	0	0	0	0	0	0	0	2	1	0	0	0	0	3	51-60	3
5:15 AM	0	0	0	0	0	0	1	1	0	0	0	0	0	0	2	41-50	2
5:30 AM	1	0	0	0	0	0	0	4	2	0	0	0	0	0	7	46-55	6
5:45 AM	0	0	0	0	0	0	0	2	1	1	0	0	0	0	4	46-55	3
Day Total																	
Percent																	
AM Peak Volume																	
PM Peak Volume																	
Comments:																	

LOCATION: 5. Silva Valley Pkwy/Allegheny Rd to Malcolm Dixon Rd SPECIFIC LOCATION: 0 ft from CITY/STATE: El Dorado Hills, CA															QC JOB #: 12004737 DIRECTION: EB DATE: May 03 2014		
Start Time	15	20	25	30	35	40	45	50	55	60	65	70	75	999	Total	Pace Speed	Number in Pace
6:00 AM	0	0	0	0	0	0	4	0	2	3	1	0	0	0	10	55-64	4
6:15 AM	0	0	0	0	0	0	1	4	3	0	1	0	0	0	9	47-56	6
6:30 AM	1	0	0	0	0	1	0	6	3	0	1	0	0	0	12	46-55	9
6:45 AM	1	0	0	0	0	0	0	2	13	2	1	0	0	0	19	46-55	15
7:00 AM	2	0	0	0	0	0	0	6	9	1	0	0	0	0	18	46-55	15
7:15 AM	1	0	0	0	0	0	2	2	7	4	0	0	0	0	16	51-60	11
7:30 AM	2	0	0	0	0	0	8	10	8	8	2	0	0	0	38	46-55	18
7:45 AM	1	0	0	0	0	3	3	12	8	5	3	0	0	0	35	46-55	20
8:00 AM	0	0	0	0	0	1	1	12	19	4	1	0	0	0	38	46-55	30
8:15 AM	0	0	0	0	0	1	6	19	13	9	4	0	0	0	52	46-55	32
8:30 AM	1	0	0	0	0	1	7	21	14	5	1	0	0	0	50	46-55	34
8:45 AM	5	0	0	1	1	1	4	12	22	8	1	0	0	0	55	46-55	34
9:00 AM	2	0	0	0	1	1	5	18	22	9	2	0	0	0	60	46-55	40
9:15 AM	0	0	0	0	1	1	12	9	27	9	1	0	0	1	61	46-55	36
9:30 AM	6	0	0	0	0	2	8	32	30	8	0	0	0	0	86	46-55	62
9:45 AM	4	0	0	0	2	1	24	30	23	8	1	1	0	0	94	41-50	54
10:00 AM	7	0	0	0	0	0	9	18	25	9	1	2	0	0	71	46-55	43
10:15 AM	5	0	0	0	0	0	5	31	25	2	1	0	0	0	69	46-55	56
10:30 AM	8	0	4	8	1	0	27	34	23	5	1	0	0	0	112	42-51	60
10:45 AM	4	0	0	0	0	0	9	36	26	5	1	0	0	0	81	46-55	62
11:00 AM	6	0	0	0	1	4	13	42	29	5	2	1	0	0	103	46-55	71
11:15 AM	6	0	0	0	0	3	14	32	34	6	1	0	0	0	96	46-55	66
11:30 AM	4	0	0	0	0	0	17	40	23	13	1	0	0	0	98	46-55	62
11:45 AM	3	0	0	0	0	3	29	21	17	11	3	0	0	0	87	41-50	50
Day Total																	
Percent																	
AM Peak Volume																	
PM Peak Volume																	
Comments:																	

LOCATION: 5. Silva Valley Pkwy/Allegheny Rd to Malcolm Dixon Rd SPECIFIC LOCATION: 0 ft from CITY/STATE: El Dorado Hills, CA															QC JOB #: 12004737 DIRECTION: EB DATE: May 03 2014		
Start Time	15	20	25	30	35	40	45	50	55	60	65	70	75	999	Total	Pace Speed	Number in Pace
12:00 PM	5	0	0	0	0	3	32	55	28	6	1	0	0	0	130	41-50	87
12:15 PM	5	0	0	0	1	6	29	27	39	2	0	0	0	0	109	46-55	66
12:30 PM	3	0	0	0	0	2	18	43	28	4	4	0	0	0	102	46-55	70
12:45 PM	4	0	0	0	1	13	23	37	19	10	0	0	0	0	107	41-50	60
1:00 PM	9	0	0	0	2	6	32	42	31	8	1	0	0	0	131	41-50	74
1:15 PM	7	0	0	0	0	2	33	44	32	7	2	0	0	0	127	41-50	77
1:30 PM	12	0	0	0	1	10	63	56	14	3	0	0	0	0	159	41-50	118
1:45 PM	4	0	0	0	1	0	32	45	40	18	0	0	0	0	140	46-55	85
2:00 PM	11	0	0	0	0	4	9	40	27	12	2	0	0	0	105	46-55	67
2:15 PM	3	0	0	0	0	1	18	34	33	7	1	0	0	0	97	46-55	66
2:30 PM	1	0	0	0	1	0	9	38	37	14	4	1	0	0	105	46-55	75
2:45 PM	8	0	0	0	0	1	9	36	41	11	3	0	0	0	109	46-55	77
3:00 PM	5	0	0	0	0	5	22	35	27	10	0	0	0	0	104	46-55	62
3:15 PM	11	0	0	0	1	11	29	31	26	8	2	0	0	0	119	41-50	60
3:30 PM	2	0	0	0	1	0	18	43	16	11	1	0	0	0	92	41-50	61
3:45 PM	6	0	0	0	1	0	16	49	44	14	0	0	0	0	130	46-55	93
4:00 PM	10	0	0	0	2	7	28	35	32	13	3	0	0	0	130	46-55	67
4:15 PM	5	0	0	0	1	4	17	27	46	24	1	0	0	0	125	46-55	73
4:30 PM	2	0	0	0	0	2	14	24	39	16	2	0	0	0	99	46-55	62
4:45 PM	7	0	0	0	0	2	14	22	41	16	4	1	0	0	107	46-55	63
5:00 PM	2	0	0	0	1	11	30	43	26	8	2	0	0	0	123	42-51	72
5:15 PM	5	0	0	0	0	6	23	34	36	15	1	0	0	0	120	46-55	70
5:30 PM	5	0	0	0	2	5	16	27	30	13	5	0	0	0	103	46-55	57
5:45 PM	4	0	0	0	0	1	12	45	34	6	2	0	0	0	104	46-55	79
Day Total																	
Percent																	
AM Peak Volume																	
PM Peak Volume																	
Comments:																	

LOCATION: 5. Silva Valley Pkwy/Allegheny Rd to Malcolm Dixon Rd															QC JOB #: 12004737			
SPECIFIC LOCATION: 0 ft from															DIRECTION: EB			
CITY/STATE: El Dorado Hills, CA															DATE: May 03 2014			
Start Time	15	16	21	26	31	36	41	46	51	56	61	66	71	76	Total	Pace Speed	Number in Pace	
	15	20	25	30	35	40	45	50	55	60	65	70	75	999				
6:00 PM	2	0	0	0	0	0	18	39	26	13	0	0	0	0	98	46-55	65	
6:15 PM	4	0	0	0	2	3	16	30	21	13	5	0	0	0	94	46-55	51	
6:30 PM	3	0	0	0	0	2	17	26	32	7	2	1	0	0	90	46-55	58	
6:45 PM	5	0	0	0	1	4	8	21	27	12	1	0	0	0	79	46-55	48	
7:00 PM	6	0	0	0	0	1	4	44	22	6	0	0	0	0	83	46-55	66	
7:15 PM	6	0	0	2	1	2	17	27	25	8	0	0	0	0	88	46-55	52	
7:30 PM	2	0	0	0	4	0	13	19	21	5	0	0	0	0	64	46-55	40	
7:45 PM	2	0	0	1	3	5	6	18	23	9	0	0	0	0	67	46-55	41	
8:00 PM	1	0	0	1	1	7	11	18	12	13	0	0	0	0	64	46-55	29	
8:15 PM	0	0	0	0	2	4	1	20	27	5	0	0	0	0	59	46-55	47	
8:30 PM	1	0	0	0	1	2	3	27	28	7	1	0	0	0	70	46-55	54	
8:45 PM	5	0	0	0	0	4	14	17	15	6	0	0	0	1	62	46-55	32	
9:00 PM	1	0	0	0	0	0	10	33	12	5	1	0	0	0	62	46-55	45	
9:15 PM	2	0	2	0	3	5	11	19	17	5	2	0	0	0	66	46-55	36	
9:30 PM	2	0	0	0	0	1	1	30	26	4	1	0	0	0	65	46-55	56	
9:45 PM	2	0	0	0	0	0	2	10	17	9	2	0	0	0	42	50-59	26	
10:00 PM	1	0	0	0	0	1	0	16	12	8	1	0	0	0	39	46-55	27	
10:15 PM	1	0	0	0	0	0	2	21	23	7	2	0	0	0	56	46-55	43	
10:30 PM	1	0	0	0	0	0	3	14	14	10	2	0	0	0	44	47-56	27	
10:45 PM	1	0	0	0	0	1	4	16	12	8	4	0	0	0	46	46-55	27	
11:00 PM	0	0	0	0	0	0	3	12	18	8	0	0	0	0	41	46-55	30	
11:15 PM	0	0	0	0	0	0	2	13	17	6	1	0	0	0	39	46-55	29	
11:30 PM	0	0	0	0	0	0	2	8	13	6	2	0	0	0	31	46-55	21	
11:45 PM	1	0	0	0	0	0	1	3	9	4	0	0	0	0	18	51-60	13	
Day Total	263	0	6	14	41	168	931	1890	1712	627	115	7	0	2	5776	46-55	3601	
Percent	4.6%	0.0%	0.1%	0.2%	0.7%	2.9%	16.1%	32.7%	29.6%	10.9%	2.0%	0.1%	0.0%	0.0%				
ADT 5776																		
AM Peak Volume	10:30 AM	10:30 AM	10:30 AM	9:45 AM	11:00 AM	11:45 AM	11:00 AM	11:15 AM	11:30 AM	8:15 AM	10:00 AM	9:15 AM	10:30 AM		112			
	8	4	8	2	4	29	42	34	13	4	2	1						
PM Peak Volume	1:30 PM	9:15 PM	7:15 PM	7:30 PM	12:45 PM	1:30 PM	1:30 PM	4:15 PM	4:15 PM	5:30 PM	2:30 PM	8:45 PM	1:30 PM		159			
	12	2	2	4	13	63	56	46	24	5	1	1						
<i>Comments:</i>																		

LOCATION: 5. Silva Valley Pkwy/Allegheny Rd to Malcolm Dixon Rd															QC JOB #: 12004737		
SPECIFIC LOCATION: 0 ft from															DIRECTION: EB		
CITY/STATE: El Dorado Hills, CA															DATE: May 04 2014		
Start Time	15	16	21	26	31	36	41	46	51	56	61	66	71	76	Total	Pace Speed	Number in Pace
	15	20	25	30	35	40	45	50	55	60	65	70	75	999			
12:00 AM	3	0	0	0	0	1	0	5	16	5	1	0	0	0	31	46-55	21
12:15 AM	0	0	0	0	0	1	0	5	14	5	0	0	0	0	25	46-55	19
12:30 AM	1	0	0	0	0	1	0	2	4	5	0	0	0	0	13	51-60	9
12:45 AM	0	0	0	0	0	0	0	4	9	0	0	0	0	0	13	46-55	13
1:00 AM	0	0	0	0	0	0	0	3	2	1	0	0	0	0	6	46-55	5
1:15 AM	0	0	0	0	0	0	2	5	8	3	0	0	0	0	18	46-55	13
1:30 AM	0	0	0	0	0	0	2	5	5	4	1	0	0	0	17	46-55	10
1:45 AM	0	0	0	0	0	0	0	0	2	1	1	0	0	0	4	51-60	3
2:00 AM	1	0	0	0	0	0	1	1	3	4	0	0	0	0	10	51-60	7
2:15 AM	1	0	0	0	0	1	0	2	5	1	0	0	0	0	10	46-55	7
2:30 AM	1	0	0	0	0	0	0	0	2	2	0	0	0	0	5	51-60	4
2:45 AM	0	0	0	0	0	0	0	0	1	1	2	0	0	0	4	56-65	3
3:00 AM	0	0	0	0	0	0	0	1	2	0	0	0	0	0	3	46-55	3
3:15 AM	0	0	0	0	0	0	0	0	1	0	0	0	0	0	1	46-55	1
3:30 AM	1	0	0	0	0	0	0	1	1	0	0	0	0	0	3	46-55	2
3:45 AM	0	0	0	1	0	0	2	0	0	1	0	0	0	0	4	36-45	2
4:00 AM	0	0	0	0	0	0	0	0	1	0	0	0	0	0	1	46-55	1
4:15 AM	0	0	0	0	0	0	2	0	2	1	0	0	0	0	5	51-60	3
4:30 AM	0	0	0	0	0	0	0	0	0	2	0	0	0	0	2	51-60	2
4:45 AM	0	0	0	0	0	0	0	0	2	0	0	0	0	0	2	46-55	2
5:00 AM	0	0	0	0	0	0	0	1	1	0	0	0	0	0	2	46-55	2
5:15 AM	0	0	0	0	0	0	0	3	3	3	0	0	0	0	9	52-61	5
5:30 AM	0	0	0	0	0	0	1	1	0	0	0	0	0	0	2	41-50	2
5:45 AM	0	0	0	0	1	0	0	3	4	5	0	0	0	0	13	51-60	9
Day Total																	
Percent																	
AM Peak Volume																	
PM Peak Volume																	
Comments:																	

LOCATION: 5. Silva Valley Pkwy/Allegheny Rd to Malcolm Dixon Rd SPECIFIC LOCATION: 0 ft from CITY/STATE: El Dorado Hills, CA															QC JOB #: 12004737 DIRECTION: EB DATE: May 04 2014		
Start Time	15	16	21	26	31	36	41	46	51	56	61	66	71	76	Total	Pace Speed	Number in Pace
	15	20	25	30	35	40	45	50	55	60	65	70	75	999			
6:00 AM	1	0	0	0	0	0	1	7	3	3	0	0	0	0	15	46-55	10
6:15 AM	3	0	0	0	0	0	2	5	4	8	3	0	0	0	25	51-60	12
6:30 AM	1	0	0	0	0	0	0	4	5	2	0	0	0	0	12	46-55	9
6:45 AM	0	0	0	0	0	0	1	1	6	3	2	0	0	0	13	51-60	9
7:00 AM	0	0	0	0	0	0	1	7	7	6	2	0	0	0	23	50-59	13
7:15 AM	1	0	0	0	0	1	0	2	6	8	1	0	0	0	19	51-60	14
7:30 AM	0	0	0	0	0	0	1	7	8	5	1	0	0	0	22	46-55	15
7:45 AM	1	0	0	0	0	0	0	7	13	3	2	1	0	0	27	46-55	20
8:00 AM	1	0	0	0	0	0	2	13	8	10	0	0	0	0	34	46-55	21
8:15 AM	1	0	0	0	0	0	4	11	14	3	1	0	0	0	34	46-55	24
8:30 AM	2	0	0	0	0	2	1	10	12	6	1	0	0	0	34	47-56	21
8:45 AM	2	0	0	0	0	2	15	11	19	2	1	0	0	0	52	46-55	29
9:00 AM	0	0	0	0	0	1	10	17	18	3	0	0	0	0	49	46-55	35
9:15 AM	4	0	0	0	0	1	6	26	13	4	0	0	0	0	54	46-55	38
9:30 AM	2	0	0	0	0	1	5	15	23	5	2	0	0	0	53	46-55	38
9:45 AM	2	0	0	0	0	3	10	20	18	6	1	0	0	0	60	46-55	38
10:00 AM	1	0	0	0	0	8	12	22	15	5	0	0	0	0	63	46-55	37
10:15 AM	6	0	0	0	0	1	8	17	25	4	0	0	0	0	61	46-55	42
10:30 AM	4	0	0	0	1	1	11	16	19	9	1	0	0	0	62	46-55	34
10:45 AM	2	0	0	0	0	1	7	19	26	4	0	0	0	0	59	46-55	45
11:00 AM	3	0	0	0	0	2	12	22	22	6	1	0	0	0	68	46-55	44
11:15 AM	2	0	0	0	0	11	10	23	20	7	1	0	0	0	74	46-55	43
11:30 AM	3	0	0	0	1	1	20	19	26	1	1	0	0	0	72	46-55	45
11:45 AM	3	0	0	0	1	6	9	35	19	2	1	0	0	0	76	46-55	53
Day Total																	
Percent																	
AM Peak Volume																	
PM Peak Volume																	
Comments:																	

LOCATION: 5. Silva Valley Pkwy/Allegheny Rd to Malcolm Dixon Rd SPECIFIC LOCATION: 0 ft from CITY/STATE: El Dorado Hills, CA															QC JOB #: 12004737 DIRECTION: EB DATE: May 04 2014		
Start Time	15	20	25	30	35	40	45	50	55	60	65	70	75	999	Total	Pace Speed	Number in Pace
12:00 PM	1	0	0	0	2	13	18	15	22	0	0	0	0	0	71	46-55	37
12:15 PM	6	0	0	7	3	16	14	28	14	2	1	0	0	0	91	41-50	42
12:30 PM	6	0	0	0	2	0	8	34	26	4	1	0	0	0	81	46-55	60
12:45 PM	6	0	0	0	4	3	13	38	22	3	1	0	0	0	90	46-55	60
1:00 PM	3	0	0	0	0	5	17	30	26	7	0	1	0	0	89	46-55	56
1:15 PM	3	0	0	0	0	2	12	20	23	3	0	0	0	0	63	46-55	42
1:30 PM	7	0	0	0	0	1	9	22	30	8	3	0	0	0	80	46-55	52
1:45 PM	5	0	0	1	1	34	23	20	12	8	2	1	0	0	107	36-45	56
2:00 PM	3	0	0	0	3	22	39	41	16	1	0	0	0	1	126	41-50	80
2:15 PM	7	0	0	0	0	6	23	40	24	3	0	0	0	0	103	46-55	63
2:30 PM	3	0	0	0	1	9	16	39	37	5	0	0	0	0	110	46-55	76
2:45 PM	7	0	0	0	0	6	20	34	28	6	0	0	0	0	101	46-55	61
3:00 PM	4	0	0	0	0	2	27	49	30	6	0	0	0	0	118	46-55	79
3:15 PM	6	0	0	0	0	1	13	31	40	9	1	0	0	0	101	46-55	71
3:30 PM	5	0	0	0	1	4	29	44	24	7	0	0	0	0	114	41-50	73
3:45 PM	6	0	0	0	0	1	23	37	26	9	1	0	0	0	103	46-55	63
4:00 PM	8	0	0	0	0	0	6	38	38	14	0	1	0	0	105	46-55	75
4:15 PM	4	0	0	0	0	0	9	42	32	12	3	0	0	0	102	46-55	74
4:30 PM	4	0	0	0	0	2	17	32	41	11	1	0	0	0	108	46-55	73
4:45 PM	5	0	0	0	0	1	4	42	27	16	2	0	0	0	97	46-55	69
5:00 PM	4	0	0	0	0	2	20	40	33	12	1	0	0	0	112	46-55	72
5:15 PM	4	0	0	0	1	4	20	35	24	8	3	1	0	0	100	46-55	58
5:30 PM	5	0	0	0	1	3	15	46	22	8	0	0	0	0	100	46-55	68
5:45 PM	1	0	0	0	0	1	7	25	34	13	2	0	0	0	83	46-55	58
Day Total																	
Percent																	
AM Peak Volume																	
PM Peak Volume																	
Comments:																	

LOCATION: 5. Silva Valley Pkwy/Allegheny Rd to Malcolm Dixon Rd															QC JOB #: 12004737			
SPECIFIC LOCATION: 0 ft from															DIRECTION: EB			
CITY/STATE: El Dorado Hills, CA															DATE: May 04 2014			
Start Time	15	16	21	26	31	36	41	46	51	56	61	66	71	76	Total	Pace Speed	Number in Pace	
	15	20	25	30	35	40	45	50	55	60	65	70	75	999				
6:00 PM	3	0	0	0	0	0	4	40	43	12	0	0	0	0	102	46-55	82	
6:15 PM	1	0	0	0	0	0	0	6	35	14	1	0	0	0	57	51-60	48	
6:30 PM	4	0	0	0	0	0	3	16	30	20	5	0	0	0	78	51-60	50	
6:45 PM	3	0	0	0	0	0	2	32	18	12	1	0	0	0	68	46-55	49	
7:00 PM	2	0	0	0	0	0	0	15	33	12	1	1	0	0	64	47-56	47	
7:15 PM	1	0	0	0	0	2	9	24	17	10	2	0	0	0	65	46-55	41	
7:30 PM	1	0	0	1	1	2	5	18	37	8	1	0	0	0	74	46-55	55	
7:45 PM	4	0	0	0	0	0	3	22	27	9	4	0	0	0	69	46-55	49	
8:00 PM	2	0	0	0	0	1	5	8	23	9	4	0	0	0	52	51-60	31	
8:15 PM	1	0	0	0	0	5	9	17	17	3	1	0	0	0	53	46-55	34	
8:30 PM	0	0	0	0	0	1	3	16	26	10	1	0	0	0	57	46-55	42	
8:45 PM	2	0	0	0	1	1	3	8	17	11	2	0	0	0	45	51-60	28	
9:00 PM	0	0	0	0	0	0	0	9	22	7	1	0	0	0	39	48-57	30	
9:15 PM	1	0	0	0	0	0	7	16	12	6	3	0	0	0	45	46-55	27	
9:30 PM	0	0	0	0	0	0	2	13	20	3	0	0	0	0	38	46-55	33	
9:45 PM	0	0	0	0	0	0	0	17	23	10	5	0	0	0	55	46-55	40	
10:00 PM	0	0	0	0	0	0	1	7	17	10	3	1	0	0	39	51-60	27	
10:15 PM	2	0	0	0	0	0	1	9	11	7	3	0	0	0	33	46-55	20	
10:30 PM	0	0	0	0	0	1	2	5	10	4	0	1	0	0	23	46-55	15	
10:45 PM	1	0	0	0	0	0	0	3	9	5	0	0	0	0	18	51-60	14	
11:00 PM	0	0	0	0	0	0	0	3	4	0	1	0	0	0	8	46-55	7	
11:15 PM	0	0	0	0	0	1	2	3	5	3	1	0	0	0	15	46-55	8	
11:30 PM	0	0	0	0	0	0	3	2	7	4	2	0	0	0	18	51-60	11	
11:45 PM	0	0	0	0	0	0	0	0	1	2	0	0	0	0	3	51-60	3	
Day Total	194	0	0	10	25	198	624	1509	1552	525	91	8	0	1	4737	46-55	3060	
Percent	4.1%	0.0%	0.0%	0.2%	0.5%	4.2%	13.2%	31.9%	32.8%	11.1%	1.9%	0.2%	0.0%	0.0%				
ADT 4737																		
AM Peak	10:15 AM	3:45 AM			5:45 AM	11:15 AM	11:30 AM	11:45 AM	10:45 AM	8:00 AM	6:15 AM	7:45 AM						
Volume	6	1			1	11	20	35	26	10	3	1	76					
PM Peak	4:00 PM	12:15 PM		12:45 PM	1:45 PM	2:00 PM	3:00 PM	6:00 PM	6:30 PM	6:30 PM	1:00 PM	2:00 PM						
Volume	8	7		4	34	39	49	43	20	5	1	1		126				
<i>Comments:</i>																		

LOCATION: 5. Silva Valley Pkwy/Allegheny Rd to Malcolm Dixon Rd SPECIFIC LOCATION: 0 ft from CITY/STATE: El Dorado Hills, CA															QC JOB #: 12004737 DIRECTION: EB DATE: May 05 2014		
Start Time	15	20	25	30	35	40	45	50	55	60	65	70	75	999	Total	Pace Speed	Number in Pace
12:00 AM	1	0	0	0	0	0	0	1	3	2	0	0	0	0	7	51-60	5
12:15 AM	0	0	0	0	0	0	0	2	2	3	0	0	0	0	7	53-62	4
12:30 AM	0	0	0	0	0	0	0	0	1	0	2	0	0	0	3	56-65	2
12:45 AM	0	0	0	0	0	0	1	0	1	0	1	0	0	0	3	36-45	1
1:00 AM	0	0	0	0	0	0	0	0	2	1	0	0	0	0	3	51-60	3
1:15 AM	1	0	0	0	0	0	0	4	1	1	2	0	0	0	9	47-56	4
1:30 AM	0	0	0	0	0	0	0	1	0	3	0	0	0	0	4	51-60	3
1:45 AM	0	0	0	0	0	0	0	0	0	2	0	0	0	0	2	51-60	2
2:00 AM	0	0	0	0	0	0	1	2	1	0	0	0	0	0	4	46-55	3
2:15 AM	0	0	0	0	0	0	0	0	1	0	0	0	0	0	1	46-55	1
2:30 AM	0	0	0	0	0	0	0	0	1	0	0	0	0	0	1	46-55	1
2:45 AM	0	0	0	0	0	0	0	0	0	0	0	0	0	0	0	1-10	0
3:00 AM	0	0	0	0	0	0	0	0	2	0	1	0	0	0	3	46-55	2
3:15 AM	0	0	0	0	0	0	0	0	1	0	1	0	0	0	2	46-55	1
3:30 AM	0	0	0	0	0	0	0	2	0	0	0	0	0	0	2	41-50	2
3:45 AM	1	0	0	0	0	0	0	1	1	0	0	1	0	0	4	46-55	2
4:00 AM	0	0	0	0	0	0	0	0	0	0	0	0	0	0	0	1-10	0
4:15 AM	0	0	0	0	0	0	0	1	1	0	0	1	0	0	3	46-55	2
4:30 AM	0	0	0	0	0	0	0	1	1	0	1	0	0	0	3	46-55	2
4:45 AM	0	0	0	0	0	0	0	1	0	0	0	0	0	0	1	41-50	1
5:00 AM	0	0	0	0	0	0	0	2	1	1	1	0	0	0	5	46-55	3
5:15 AM	0	0	0	0	0	0	0	0	2	1	1	0	0	0	4	51-60	3
5:30 AM	2	0	0	0	0	1	1	4	2	3	1	0	0	0	14	46-55	6
5:45 AM	0	0	0	0	0	0	0	4	9	2	1	0	0	0	16	46-55	13
Day Total																	
Percent																	
AM Peak																	
Volume																	
PM Peak																	
Volume																	
Comments:																	

LOCATION: 5. Silva Valley Pkwy/Allegheny Rd to Malcolm Dixon Rd SPECIFIC LOCATION: 0 ft from CITY/STATE: El Dorado Hills, CA															QC JOB #: 12004737 DIRECTION: EB DATE: May 05 2014		
Start Time	15	20	25	30	35	40	45	50	55	60	65	70	75	999	Total	Pace Speed	Number in Pace
6:00 AM	0	0	0	0	0	0	1	4	4	4	2	0	0	0	15	51-60	8
6:15 AM	1	0	0	0	1	1	0	7	6	4	3	0	0	0	23	47-56	12
6:30 AM	0	0	0	0	0	0	2	4	10	14	2	1	0	0	33	51-60	23
6:45 AM	1	0	0	1	0	1	5	11	19	6	1	0	0	0	45	46-55	29
7:00 AM	3	0	0	0	1	1	4	13	16	8	0	0	0	0	46	46-55	29
7:15 AM	2	0	0	0	1	3	13	13	22	12	1	0	0	0	67	46-55	35
7:30 AM	5	0	0	0	0	5	3	21	19	4	5	0	0	0	62	46-55	39
7:45 AM	3	0	0	1	4	3	11	23	17	3	0	0	0	0	65	46-55	40
8:00 AM	2	0	0	0	0	1	2	5	22	9	1	0	0	0	42	51-60	30
8:15 AM	2	0	0	0	0	5	3	14	35	7	2	0	0	0	68	46-55	49
8:30 AM	4	0	0	0	0	7	22	24	29	6	0	0	0	0	92	46-55	52
8:45 AM	1	0	0	0	0	0	7	22	26	13	0	0	0	0	69	46-55	48
9:00 AM	2	0	0	0	0	3	4	22	14	1	2	1	0	0	49	46-55	35
9:15 AM	2	0	0	1	0	1	3	10	11	6	0	0	0	0	34	46-55	21
9:30 AM	2	0	0	0	0	1	7	22	25	3	0	0	0	0	60	46-55	47
9:45 AM	3	0	0	0	1	4	8	19	20	4	0	0	0	0	59	46-55	39
10:00 AM	4	0	0	0	1	1	5	26	9	17	0	0	0	0	63	46-55	34
10:15 AM	5	0	0	3	0	0	5	11	19	14	5	0	0	0	62	51-60	32
10:30 AM	2	0	0	0	1	2	4	17	10	3	1	0	0	0	40	46-55	27
10:45 AM	2	0	0	0	0	1	9	32	12	3	0	0	0	0	59	46-55	44
11:00 AM	2	0	0	0	0	6	14	17	15	7	1	0	0	0	62	46-55	32
11:15 AM	2	0	2	1	2	2	19	30	18	10	0	0	0	0	86	41-50	49
11:30 AM	2	0	0	0	0	2	23	21	23	7	0	0	0	0	78	41-50	44
11:45 AM	4	0	0	0	0	5	11	37	33	3	0	0	0	0	93	46-55	69
Day Total																	
Percent																	
AM Peak Volume																	
PM Peak Volume																	
Comments:																	

LOCATION: 5. Silva Valley Pkwy/Allegheny Rd to Malcolm Dixon Rd SPECIFIC LOCATION: 0 ft from CITY/STATE: El Dorado Hills, CA															QC JOB #: 12004737 DIRECTION: EB DATE: May 05 2014		
Start Time	15	20	25	30	35	40	45	50	55	60	65	70	75	999	Total	Pace Speed	Number in Pace
12:00 PM	0	0	0	0	0	1	4	24	50	10	1	0	0	0	90	46-55	74
12:15 PM	1	0	0	0	0	4	7	23	28	7	0	0	0	0	70	46-55	50
12:30 PM	3	0	0	0	0	1	21	26	28	18	1	0	0	0	98	46-55	53
12:45 PM	2	0	0	0	0	3	8	35	26	8	1	0	0	0	83	46-55	61
1:00 PM	6	0	0	0	0	9	19	16	18	7	0	0	0	0	75	41-50	35
1:15 PM	2	0	0	0	0	4	37	39	26	10	0	1	0	0	119	41-50	76
1:30 PM	4	0	8	2	3	9	26	23	26	4	0	0	0	0	105	46-55	49
1:45 PM	4	0	0	0	0	0	3	24	30	14	2	0	0	0	77	46-55	54
2:00 PM	5	0	0	0	0	2	16	47	29	4	1	0	0	0	104	46-55	76
2:15 PM	1	0	0	0	0	5	29	52	38	7	0	0	0	0	132	46-55	89
2:30 PM	2	0	0	0	0	13	25	41	32	8	0	0	0	0	121	46-55	73
2:45 PM	2	0	0	0	0	3	17	53	37	6	0	0	0	0	118	46-55	90
3:00 PM	0	0	0	0	6	3	15	49	37	8	1	0	0	0	119	46-55	86
3:15 PM	5	0	0	0	0	1	13	44	40	9	0	0	0	0	112	46-55	84
3:30 PM	3	0	0	0	0	4	23	47	48	3	0	0	0	0	128	46-55	94
3:45 PM	3	0	0	0	0	0	44	83	34	5	2	0	0	0	171	41-50	126
4:00 PM	6	0	0	0	0	6	24	61	25	18	0	0	0	0	140	46-55	86
4:15 PM	4	0	0	0	5	8	32	66	38	9	0	0	0	0	162	46-55	103
4:30 PM	2	0	0	0	0	2	33	77	47	9	1	0	0	0	171	46-55	124
4:45 PM	6	0	0	0	0	4	15	60	54	11	2	0	0	0	152	46-55	114
5:00 PM	2	0	0	0	0	0	31	67	54	11	3	0	0	0	168	46-55	121
5:15 PM	4	0	0	0	1	2	25	63	55	9	1	0	0	0	160	46-55	118
5:30 PM	7	0	0	0	0	0	26	65	70	8	0	0	0	0	176	46-55	135
5:45 PM	4	0	0	0	2	11	22	47	42	12	0	0	0	0	140	46-55	89
Day Total																	
Percent																	
AM Peak Volume																	
PM Peak Volume																	
Comments:																	

LOCATION: 5. Silva Valley Pkwy/Allegheny Rd to Malcolm Dixon Rd															QC JOB #: 12004737		
SPECIFIC LOCATION: 0 ft from															DIRECTION: EB		
CITY/STATE: El Dorado Hills, CA															DATE: May 05 2014		
Start Time	15	16	21	26	31	36	41	46	51	56	61	66	71	76	Total	Pace Speed	Number in Pace
	15	20	25	30	35	40	45	50	55	60	65	70	75	999			
6:00 PM	5	0	0	0	0	7	18	54	37	8	0	0	0	0	129	46-55	91
6:15 PM	1	0	0	0	0	0	4	28	70	18	4	0	0	0	125	46-55	98
6:30 PM	1	0	0	0	0	2	18	63	36	11	0	0	0	1	132	46-55	98
6:45 PM	0	0	0	0	0	0	6	33	32	12	1	1	0	0	85	46-55	65
7:00 PM	0	0	0	0	0	2	8	23	30	9	3	0	0	1	76	46-55	53
7:15 PM	1	0	0	0	0	0	1	22	30	23	3	0	0	0	80	51-60	52
7:30 PM	6	0	0	0	0	1	6	37	33	17	1	0	0	0	101	46-55	69
7:45 PM	2	0	0	0	0	1	7	21	21	12	3	0	0	0	67	46-55	42
8:00 PM	1	0	0	0	0	3	5	21	47	10	1	0	0	1	89	46-55	68
8:15 PM	2	0	0	0	1	0	5	33	24	4	0	0	0	0	69	46-55	56
8:30 PM	0	0	0	0	0	1	6	23	29	7	0	0	0	0	66	46-55	51
8:45 PM	1	0	0	0	0	0	11	24	18	3	0	0	0	0	57	46-55	41
9:00 PM	0	0	0	1	0	5	17	14	10	5	0	0	0	0	52	41-50	30
9:15 PM	1	0	0	0	0	2	2	20	21	3	2	0	0	0	51	46-55	41
9:30 PM	0	0	0	0	0	2	13	11	18	5	0	0	0	0	49	46-55	29
9:45 PM	1	0	0	0	0	0	4	20	7	3	1	0	0	0	36	46-55	26
10:00 PM	0	0	0	0	1	1	1	23	23	6	2	0	0	0	57	46-55	45
10:15 PM	0	0	0	0	0	0	3	11	8	5	0	0	0	0	27	46-55	19
10:30 PM	0	0	0	0	0	1	1	7	10	0	0	0	0	0	19	46-55	17
10:45 PM	0	0	0	0	0	0	0	6	6	3	1	0	0	0	16	47-56	11
11:00 PM	1	0	0	0	1	1	0	6	10	1	0	0	0	0	20	46-55	16
11:15 PM	0	0	0	0	0	0	0	5	11	3	0	0	0	0	19	48-57	15
11:30 PM	0	0	0	0	0	0	0	3	8	2	1	0	0	0	14	46-55	11
11:45 PM	0	0	0	0	0	0	0	2	1	3	0	0	0	0	6	51-60	4
Day Total	162	0	10	10	32	180	839	2093	1919	575	77	6	0	3	5906	46-55	4012
Percent	2.7%	0.0%	0.2%	0.2%	0.5%	3.0%	14.2%	35.4%	32.5%	9.7%	1.3%	0.1%	0.0%	0.1%			
ADT 5906																	
AM Peak	7:30 AM	11:15 AM			10:15 AM	7:45 AM	8:30 AM	11:30 AM	11:45 AM	8:15 AM	10:00 AM	7:30 AM	3:45 AM		11:45 AM		
Volume	5	2			3	4	7	23	37	35	17	5	1		93		
PM Peak	5:30 PM	1:30 PM		1:30 PM	3:00 PM	2:30 PM	3:45 PM	3:45 PM	5:30 PM	7:15 PM	6:15 PM	1:15 PM		6:30 PM	5:30 PM		
Volume	7	8		2	6	13	44	83	70	23	4	1		1	176		
<i>Comments:</i>																	

LOCATION: 5. Silva Valley Pkwy/Allegheny Rd to Malcolm Dixon Rd SPECIFIC LOCATION: 0 ft from CITY/STATE: El Dorado Hills, CA															QC JOB #: 12004737 DIRECTION: EB DATE: May 06 2014		
Start Time	15	20	25	30	35	40	45	50	55	60	65	70	75	999	Total	Pace Speed	Number in Pace
12:00 AM	1	0	0	0	0	1	1	1	6	0	0	0	0	0	10	46-55	7
12:15 AM	0	0	0	0	0	1	0	2	1	2	0	0	0	0	6	51-60	3
12:30 AM	0	0	0	0	0	0	0	1	1	0	1	0	0	0	3	46-55	2
12:45 AM	0	0	0	0	0	0	0	0	1	0	0	0	0	0	1	46-55	1
1:00 AM	0	0	0	0	0	0	0	1	2	1	1	0	0	0	5	51-60	3
1:15 AM	0	0	0	0	0	0	0	0	1	0	0	0	0	0	1	46-55	1
1:30 AM	0	0	0	0	0	0	0	1	0	0	0	0	0	0	1	41-50	1
1:45 AM	1	0	0	0	0	0	0	0	0	1	0	0	0	0	2	51-60	1
2:00 AM	1	0	0	0	0	0	0	0	0	0	0	0	0	0	1	15-24	0
2:15 AM	0	0	0	0	0	0	0	1	0	1	1	0	0	0	3	56-65	2
2:30 AM	0	0	0	0	0	0	0	0	0	1	0	0	0	0	1	51-60	1
2:45 AM	0	0	0	0	0	0	0	0	0	0	1	0	0	0	1	56-65	1
3:00 AM	0	0	0	0	0	0	1	1	0	0	1	0	0	0	3	41-50	2
3:15 AM	1	0	0	0	0	0	0	1	0	0	0	0	0	0	2	41-50	1
3:30 AM	0	0	0	0	0	0	1	1	1	0	0	0	0	0	3	46-55	2
3:45 AM	1	0	0	0	0	0	0	0	1	1	0	0	0	0	3	51-60	2
4:00 AM	0	0	0	0	0	1	0	0	0	0	0	0	0	0	1	31-40	1
4:15 AM	0	0	0	0	0	0	0	0	1	1	0	1	0	0	3	51-60	2
4:30 AM	0	0	0	0	0	1	0	2	2	0	0	0	0	0	5	46-55	4
4:45 AM	0	0	0	0	0	0	0	2	0	0	1	0	0	0	3	41-50	2
5:00 AM	0	0	0	0	0	0	0	2	1	0	0	0	0	0	3	46-55	3
5:15 AM	0	0	0	0	0	0	0	2	2	1	0	0	0	0	5	46-55	4
5:30 AM	0	0	0	0	0	0	1	1	2	3	0	0	0	0	7	53-62	4
5:45 AM	0	0	0	0	0	0	1	1	4	3	0	0	0	0	9	52-61	6
Day Total																	
Percent																	
AM Peak Volume																	
PM Peak Volume																	
Comments:																	

LOCATION: 5. Silva Valley Pkwy/Allegheny Rd to Malcolm Dixon Rd SPECIFIC LOCATION: 0 ft from CITY/STATE: El Dorado Hills, CA															QC JOB #: 12004737 DIRECTION: EB DATE: May 06 2014		
Start Time	15	20	25	30	35	40	45	50	55	60	65	70	75	999	Total	Pace Speed	Number in Pace
6:00 AM	3	0	0	0	0	0	1	6	2	3	0	0	0	0	15	46-55	8
6:15 AM	1	0	0	0	0	1	6	3	8	2	0	0	0	0	21	46-55	11
6:30 AM	0	0	0	0	1	1	2	6	3	4	1	0	0	0	18	46-55	9
6:45 AM	2	0	0	0	0	1	4	15	13	1	0	0	1	0	37	46-55	28
7:00 AM	2	0	0	0	1	4	6	17	8	0	0	0	0	0	38	46-55	25
7:15 AM	2	0	0	0	0	0	0	17	21	6	1	0	0	0	47	46-55	38
7:30 AM	3	0	0	0	0	0	8	30	31	6	1	0	0	0	79	46-55	61
7:45 AM	1	0	0	0	0	1	20	14	19	6	0	0	0	0	61	45-54	33
8:00 AM	4	0	0	0	0	0	8	21	28	17	0	0	0	0	78	47-56	48
8:15 AM	2	0	0	0	0	4	4	24	27	8	1	2	0	0	72	46-55	51
8:30 AM	3	0	0	0	0	0	12	29	21	8	2	0	0	0	75	46-55	50
8:45 AM	4	0	0	0	0	1	8	26	26	6	2	0	0	0	73	46-55	52
9:00 AM	0	0	0	0	0	0	4	17	16	7	4	0	0	0	48	46-55	33
9:15 AM	2	0	0	0	0	2	1	15	18	8	0	0	0	0	46	46-55	33
9:30 AM	1	0	0	0	0	0	5	18	27	3	0	0	0	0	54	46-55	45
9:45 AM	2	0	0	0	0	0	6	11	21	3	0	0	0	0	43	46-55	32
10:00 AM	2	0	0	0	1	1	4	15	20	12	0	0	0	0	55	46-55	35
10:15 AM	1	0	0	0	0	1	11	24	11	1	4	0	0	0	53	46-55	35
10:30 AM	0	0	0	0	0	1	8	20	22	4	0	0	0	0	55	46-55	42
10:45 AM	3	0	0	0	0	0	0	26	25	4	0	0	0	0	58	46-55	51
11:00 AM	0	0	0	0	0	1	14	21	22	3	0	0	0	0	61	46-55	43
11:15 AM	2	0	0	0	0	0	7	15	28	5	1	0	0	0	58	46-55	43
11:30 AM	4	0	0	0	0	2	7	22	17	7	0	0	0	0	59	46-55	39
11:45 AM	4	0	0	0	0	0	7	29	29	5	1	0	0	0	75	46-55	57
Day Total																	
Percent																	
AM Peak Volume																	
PM Peak Volume																	
Comments:																	

LOCATION: 5. Silva Valley Pkwy/Allegheny Rd to Malcolm Dixon Rd SPECIFIC LOCATION: 0 ft from CITY/STATE: El Dorado Hills, CA															QC JOB #: 12004737 DIRECTION: EB DATE: May 06 2014		
Start Time	15	20	25	30	35	40	45	50	55	60	65	70	75	999	Total	Pace Speed	Number in Pace
12:00 PM	4	0	0	0	0	0	7	26	23	11	1	0	0	0	72	46-55	48
12:15 PM	1	0	0	0	0	3	11	36	34	8	3	0	0	0	96	46-55	70
12:30 PM	2	0	0	0	0	4	7	22	34	22	0	0	0	0	91	51-60	56
12:45 PM	2	0	0	0	0	0	8	27	23	10	0	0	0	0	70	46-55	49
1:00 PM	2	0	0	0	0	0	2	22	41	7	0	0	0	0	74	46-55	63
1:15 PM	3	0	0	0	0	3	13	21	36	8	1	0	0	0	85	46-55	57
1:30 PM	7	0	0	0	0	4	11	36	26	12	1	0	0	0	97	46-55	62
1:45 PM	5	0	0	0	0	0	6	39	39	9	0	0	0	0	98	46-55	78
2:00 PM	3	0	0	0	0	0	13	35	28	18	2	0	0	0	99	46-55	62
2:15 PM	3	0	0	0	1	3	12	30	33	18	1	0	0	0	101	46-55	62
2:30 PM	3	0	0	0	0	10	18	38	29	9	0	0	0	0	107	46-55	67
2:45 PM	0	0	8	0	0	2	18	44	21	5	0	0	0	0	98	46-55	65
3:00 PM	4	0	0	0	0	1	17	53	57	8	3	0	0	0	143	46-55	110
3:15 PM	4	0	0	0	0	19	45	62	48	7	2	0	0	0	187	46-55	109
3:30 PM	1	0	0	0	1	3	22	33	39	12	2	0	0	0	113	46-55	72
3:45 PM	4	0	0	0	0	0	24	50	42	13	0	0	0	0	133	46-55	92
4:00 PM	7	0	0	0	0	2	30	60	39	4	0	0	0	1	143	46-55	99
4:15 PM	2	0	0	0	2	16	61	56	29	7	1	0	0	0	174	41-50	116
4:30 PM	4	0	0	0	2	13	41	47	39	6	1	0	0	0	153	41-50	88
4:45 PM	5	0	0	0	0	5	24	68	49	4	2	1	0	0	158	46-55	117
5:00 PM	10	0	0	0	0	8	30	60	55	12	0	0	0	0	175	46-55	115
5:15 PM	12	0	0	0	2	1	17	61	49	5	1	0	0	0	148	46-55	110
5:30 PM	9	0	0	0	0	0	11	64	62	13	3	0	0	0	162	46-55	126
5:45 PM	5	0	0	0	0	0	9	82	61	21	1	0	0	0	179	46-55	142
Day Total																	
Percent																	
AM Peak Volume																	
PM Peak Volume																	
Comments:																	

LOCATION: 5. Silva Valley Pkwy/Allegheny Rd to Malcolm Dixon Rd SPECIFIC LOCATION: 0 ft from CITY/STATE: El Dorado Hills, CA															QC JOB #: 12004737 DIRECTION: EB DATE: May 06 2014		
Start Time	15	16	21	26	31	36	41	46	51	56	61	66	71	76	Total	Pace Speed	Number in Pace
	15	20	25	30	35	40	45	50	55	60	65	70	75	999			
6:00 PM	5	0	0	0	0	1	16	61	40	15	0	0	0	0	138	46-55	101
6:15 PM	6	0	0	0	0	1	9	45	41	18	2	0	0	0	122	46-55	85
6:30 PM	4	0	0	0	0	0	15	46	37	10	1	1	0	0	114	46-55	83
6:45 PM	4	0	0	0	0	4	26	39	33	6	0	0	0	0	112	46-55	71
7:00 PM	1	0	0	1	2	10	35	16	31	9	0	0	0	0	105	41-50	51
7:15 PM	1	0	0	0	0	0	9	28	38	11	1	0	0	0	88	46-55	65
7:30 PM	2	0	0	0	0	1	11	24	34	12	3	0	0	0	87	46-55	57
7:45 PM	0	0	0	0	0	0	12	33	24	11	2	0	0	0	82	46-55	56
8:00 PM	1	0	0	0	0	0	4	25	26	17	1	1	0	0	75	46-55	51
8:15 PM	3	0	0	1	3	1	15	25	20	8	0	0	0	0	76	46-55	45
8:30 PM	0	0	0	0	0	0	0	35	26	7	2	0	0	0	70	46-55	61
8:45 PM	1	0	0	1	0	0	7	24	32	3	0	0	0	0	68	46-55	56
9:00 PM	4	0	0	0	0	0	11	19	22	3	0	0	0	0	59	46-55	41
9:15 PM	0	0	0	0	0	1	5	18	29	6	1	0	0	0	60	46-55	46
9:30 PM	0	0	0	0	0	0	6	20	27	9	0	0	0	0	62	46-55	47
9:45 PM	1	0	0	1	0	0	5	19	18	5	0	0	0	0	49	46-55	37
10:00 PM	0	0	0	0	0	0	5	8	23	7	3	0	0	0	46	46-55	31
10:15 PM	5	0	0	0	0	0	2	9	14	9	1	0	0	0	40	51-60	22
10:30 PM	2	0	0	0	0	0	1	5	14	7	0	0	0	0	29	51-60	20
10:45 PM	0	0	0	0	0	0	0	3	13	5	1	0	0	0	22	51-60	18
11:00 PM	3	0	0	0	0	0	1	5	8	3	1	0	0	0	21	46-55	13
11:15 PM	0	0	0	0	0	0	0	4	12	5	2	0	0	0	23	51-60	17
11:30 PM	0	0	0	0	0	0	0	3	5	3	0	1	0	0	12	46-55	8
11:45 PM	0	0	0	0	0	0	0	2	3	4	1	0	0	0	10	51-60	7
Day Total	198	0	8	4	16	141	810	2049	1995	586	71	7	1	1	5887	46-55	4044
Percent	3.4%	0.0%	0.1%	0.1%	0.3%	2.4%	13.8%	34.8%	33.9%	10.0%	1.2%	0.1%	0.0%	0.0%			
ADT 5887																	
AM Peak	8:00 AM																
Volume	4					1	4	20	30	31	17	4	2	1	79		
PM Peak	5:15 PM																
Volume	12	8	1	3	19	61	82	62	22	3	1			1	187		
<i>Comments:</i>																	

LOCATION: 5. Silva Valley Pkwy/Allegheny Rd to Malcolm Dixon Rd SPECIFIC LOCATION: 0 ft from CITY/STATE: El Dorado Hills, CA															QC JOB #: 12004737 DIRECTION: EB DATE: May 07 2014		
Start Time	15	20	25	30	35	40	45	50	55	60	65	70	75	999	Total	Pace Speed	Number in Pace
12:00 AM	0	0	0	0	0	1	2	2	2	0	0	0	0	0	7	46-55	4
12:15 AM	0	0	0	0	0	0	0	2	5	6	1	0	0	0	14	52-61	10
12:30 AM	0	0	0	0	1	0	1	2	1	1	2	0	0	0	8	56-65	3
12:45 AM	0	0	0	0	0	0	0	0	0	2	0	0	0	0	2	51-60	2
1:00 AM	1	0	0	0	0	0	0	1	4	2	0	0	0	0	8	51-60	6
1:15 AM	1	0	0	0	0	0	0	0	2	1	1	0	0	0	5	51-60	3
1:30 AM	0	0	0	0	0	0	1	0	2	1	0	0	0	0	4	51-60	3
1:45 AM	1	0	0	0	0	1	1	0	0	0	0	0	0	0	3	36-45	2
2:00 AM	0	0	0	0	0	1	0	0	0	1	0	0	0	0	2	31-40	1
2:15 AM	2	0	0	0	0	0	0	1	0	0	1	0	0	0	4	8-17	1
2:30 AM	0	0	0	0	0	0	0	1	1	0	0	0	0	0	2	46-55	2
2:45 AM	0	0	0	0	0	0	0	0	1	2	0	0	0	0	3	51-60	3
3:00 AM	0	0	0	0	0	0	0	1	0	0	1	0	0	0	2	41-50	1
3:15 AM	0	0	0	0	0	0	0	0	1	1	0	0	0	0	2	51-60	2
3:30 AM	0	0	0	0	0	0	0	1	1	0	0	0	0	0	2	46-55	2
3:45 AM	1	0	0	0	0	0	0	1	1	2	0	0	0	0	5	51-60	3
4:00 AM	0	0	0	0	0	0	0	0	2	1	0	0	0	0	3	51-60	3
4:15 AM	0	0	0	0	0	0	0	0	0	0	0	0	0	0	0	1-10	0
4:30 AM	0	0	0	0	0	0	0	3	1	2	1	0	0	0	7	46-55	4
4:45 AM	0	0	0	0	0	0	0	0	1	1	0	0	0	0	2	51-60	2
5:00 AM	0	0	0	0	0	0	1	0	1	0	1	0	0	0	3	36-45	1
5:15 AM	1	0	0	0	0	0	1	2	1	1	0	0	0	0	6	46-55	3
5:30 AM	1	0	0	0	0	0	0	0	1	2	1	0	0	0	5	56-65	3
5:45 AM	0	0	0	0	0	0	1	2	6	3	0	0	0	0	12	51-60	9
Day Total																	
Percent																	
AM Peak																	
Volume																	
PM Peak																	
Volume																	
Comments:																	

LOCATION: 5. Silva Valley Pkwy/Allegheny Rd to Malcolm Dixon Rd SPECIFIC LOCATION: 0 ft from CITY/STATE: El Dorado Hills, CA															QC JOB #: 12004737 DIRECTION: EB DATE: May 07 2014		
Start Time	15	20	25	30	35	40	45	50	55	60	65	70	75	999	Total	Pace Speed	Number in Pace
6:00 AM	1	0	0	0	0	0	2	3	8	2	0	0	0	0	16	46-55	11
6:15 AM	1	0	0	0	0	0	1	9	7	2	2	0	0	0	22	46-55	15
6:30 AM	1	0	0	0	0	0	3	5	10	6	3	1	0	0	29	51-60	15
6:45 AM	0	0	0	0	0	0	2	18	22	4	0	0	0	0	46	46-55	40
7:00 AM	2	0	0	0	0	2	3	9	10	6	0	0	0	0	32	46-55	19
7:15 AM	2	0	0	0	0	0	4	24	28	5	1	0	0	0	64	46-55	51
7:30 AM	3	0	0	0	0	0	2	36	31	8	1	0	0	0	81	46-55	67
7:45 AM	1	0	0	0	0	3	10	21	25	5	1	0	0	0	66	46-55	46
8:00 AM	6	0	0	0	0	3	4	14	20	12	1	0	0	0	60	46-55	34
8:15 AM	6	0	0	0	11	3	11	35	19	4	1	0	0	0	90	46-55	53
8:30 AM	1	0	0	0	0	6	12	17	32	10	2	0	0	0	80	46-55	49
8:45 AM	2	0	0	0	0	1	11	24	27	15	1	0	0	0	81	46-55	51
9:00 AM	1	0	0	0	1	1	5	22	28	7	0	0	0	0	65	46-55	49
9:15 AM	1	0	0	0	0	0	12	14	14	5	1	0	0	0	47	46-55	27
9:30 AM	3	0	1	0	7	4	1	18	21	7	2	0	0	0	64	46-55	39
9:45 AM	5	0	0	0	7	8	5	15	19	2	0	0	0	0	61	46-55	33
10:00 AM	3	0	0	0	1	1	5	14	20	6	0	0	0	0	50	46-55	34
10:15 AM	1	0	0	0	0	1	6	18	19	7	2	0	0	0	54	46-55	36
10:30 AM	5	0	0	0	0	0	14	22	14	7	1	1	0	0	64	41-50	36
10:45 AM	9	0	0	0	0	3	6	29	15	3	2	0	0	0	67	46-55	44
11:00 AM	1	0	0	0	0	1	5	33	13	6	0	0	0	0	59	46-55	45
11:15 AM	0	0	0	0	0	7	7	9	21	7	2	0	0	0	53	46-55	30
11:30 AM	4	0	0	0	0	3	14	32	25	5	2	0	0	0	85	46-55	57
11:45 AM	7	0	0	0	0	2	7	33	24	12	0	0	0	0	85	46-55	56
Day Total																	
Percent																	
AM Peak																	
Volume																	
PM Peak																	
Volume																	
Comments:																	

LOCATION: 5. Silva Valley Pkwy/Allegheny Rd to Malcolm Dixon Rd SPECIFIC LOCATION: 0 ft from CITY/STATE: El Dorado Hills, CA															QC JOB #: 12004737 DIRECTION: EB DATE: May 07 2014		
Start Time	1 15	16 20	21 25	26 30	31 35	36 40	41 45	46 50	51 55	56 60	61 65	66 70	71 75	76 999	Total	Pace Speed	Number in Pace
12:00 PM	3	0	0	0	1	9	8	37	29	6	0	0	0	0	93	46-55	66
12:15 PM	2	0	0	0	1	0	19	37	24	7	0	0	0	0	90	46-55	60
12:30 PM	5	0	0	0	0	6	11	30	29	5	2	0	0	0	88	46-55	58
12:45 PM	5	0	0	0	0	4	8	25	35	8	1	0	0	0	86	46-55	60
1:00 PM	3	0	0	0	0	0	8	43	38	10	0	0	0	0	102	46-55	80
1:15 PM	4	0	0	0	0	1	18	44	26	5	0	0	0	0	98	46-55	70
1:30 PM	4	0	0	4	1	12	15	28	16	7	0	0	0	0	87	46-55	44
1:45 PM	2	0	0	0	1	4	15	41	29	9	3	0	0	0	104	46-55	70
2:00 PM	3	0	0	0	5	4	23	37	46	8	0	0	0	0	126	46-55	82
2:15 PM	2	0	0	0	0	4	12	31	35	19	4	0	0	0	107	46-55	66
2:30 PM	3	0	0	0	0	7	16	47	48	9	1	0	0	0	131	46-55	94
2:45 PM	8	0	0	0	0	6	8	51	32	6	1	0	0	0	112	46-55	83
3:00 PM	8	0	0	0	0	1	24	84	35	8	2	1	0	0	163	46-55	119
3:15 PM	6	0	0	0	0	8	26	53	33	5	0	0	0	0	131	46-55	85
3:30 PM	7	0	0	0	0	8	14	51	30	9	0	0	0	0	119	46-55	81
3:45 PM	4	0	0	0	0	0	8	59	34	22	1	0	0	0	128	46-55	93
4:00 PM	3	0	0	0	0	1	6	39	58	10	1	0	0	0	118	46-55	96
4:15 PM	12	0	0	0	0	12	10	62	51	6	0	0	1	0	154	46-55	112
4:30 PM	5	0	0	0	1	0	30	51	51	14	2	0	0	0	154	46-55	101
4:45 PM	6	0	0	0	3	6	27	49	53	14	1	0	0	0	159	46-55	101
5:00 PM	6	0	0	0	0	8	50	71	45	12	0	0	0	0	192	41-50	120
5:15 PM	4	0	0	0	0	9	40	73	46	8	0	0	0	0	180	46-55	118
5:30 PM	4	0	0	0	0	2	18	68	57	12	2	0	0	0	163	46-55	125
5:45 PM	7	0	0	0	0	6	32	68	53	9	0	0	0	0	175	46-55	120
Day Total																	
Percent																	
AM Peak Volume																	
PM Peak Volume																	
Comments:																	

LOCATION: 5. Silva Valley Pkwy/Allegheny Rd to Malcolm Dixon Rd															QC JOB #: 12004737			
SPECIFIC LOCATION: 0 ft from															DIRECTION: EB			
CITY/STATE: El Dorado Hills, CA															DATE: May 07 2014			
Start Time	15	16	21	26	31	36	41	46	51	56	61	66	71	76	Total	Pace Speed	Number in Pace	
	15	20	25	30	35	40	45	50	55	60	65	70	75	999				
6:00 PM	6	0	0	0	0	0	18	52	48	13	2	0	0	0	139	46-55	99	
6:15 PM	5	0	0	0	0	0	8	48	64	18	1	0	0	0	144	46-55	112	
6:30 PM	8	0	0	0	1	0	14	51	37	9	3	0	0	0	123	46-55	88	
6:45 PM	1	0	0	0	0	1	6	28	46	19	1	1	0	0	103	46-55	74	
7:00 PM	3	0	0	0	0	0	8	19	39	10	1	0	0	0	80	46-55	57	
7:15 PM	1	0	0	0	0	1	4	29	33	19	1	0	0	0	88	46-55	61	
7:30 PM	4	0	0	0	0	0	7	31	28	10	1	0	0	0	81	46-55	58	
7:45 PM	0	0	0	0	0	0	6	39	30	17	0	0	0	0	92	46-55	69	
8:00 PM	0	0	0	0	0	0	14	31	26	8	0	0	0	0	79	46-55	57	
8:15 PM	1	0	0	0	0	0	7	32	32	6	1	0	0	0	79	46-55	64	
8:30 PM	0	0	0	0	0	0	5	32	26	11	1	0	0	0	75	46-55	58	
8:45 PM	2	0	0	0	0	0	1	21	41	10	1	0	0	0	76	46-55	62	
9:00 PM	3	0	0	0	0	3	4	20	33	6	1	0	0	0	70	46-55	52	
9:15 PM	2	0	0	0	0	1	5	19	18	13	1	0	0	0	59	46-55	37	
9:30 PM	0	0	0	0	0	0	3	8	21	9	6	0	0	0	47	51-60	29	
9:45 PM	1	0	0	0	0	0	4	13	24	11	2	0	0	0	55	48-57	36	
10:00 PM	0	0	0	0	0	0	0	11	20	8	3	1	0	0	43	46-55	31	
10:15 PM	0	0	0	0	1	0	1	5	11	6	1	0	0	0	25	51-60	17	
10:30 PM	1	0	0	0	0	0	1	7	15	4	2	0	0	0	30	46-55	22	
10:45 PM	0	0	0	0	0	1	0	2	11	5	1	0	0	0	20	51-60	16	
11:00 PM	2	0	0	0	0	0	2	1	5	3	1	0	0	0	14	52-61	7	
11:15 PM	0	0	0	0	0	0	0	6	11	5	1	0	0	0	23	46-55	17	
11:30 PM	1	0	0	0	0	0	0	4	4	4	1	0	0	0	14	51-60	8	
11:45 PM	0	0	0	0	0	0	2	1	7	6	1	0	0	0	17	51-60	12	
Day Total	231	0	1	4	43	177	726	2182	2069	640	89	5	1	0	6168	46-55	4251	
Percent	3.7%	0.0%	0.0%	0.1%	0.7%	2.9%	11.8%	35.4%	33.5%	10.4%	1.4%	0.1%	0.0%	0.0%				
ADT 6168																		
AM Peak	10:45 AM	9:30 AM		8:15 AM		9:45 AM	10:30 AM	7:30 AM	8:30 AM	8:45 AM	6:30 AM	6:30 AM			8:15 AM			
Volume	9	1		11		8	14	36	32	15	3	1			90			
PM Peak	4:15 PM			1:30 PM	2:00 PM	1:30 PM	5:00 PM	3:00 PM	6:15 PM	3:45 PM	9:30 PM	3:00 PM	4:15 PM		5:00 PM			
Volume	12			4	5	12	50	84	64	22	6	1	1		192			
<i>Comments:</i>																		

LOCATION: 5. Silva Valley Pkwy/Allegheny Rd to Malcolm Dixon Rd SPECIFIC LOCATION: 0 ft from CITY/STATE: El Dorado Hills, CA															QC JOB #: 12004737 DIRECTION: EB DATE: May 08 2014		
Start Time	1 15	16 20	21 25	26 30	31 35	36 40	41 45	46 50	51 55	56 60	61 65	66 70	71 75	76 999	Total	Pace Speed	Number in Pace
12:00 AM	0	0	0	0	0	0	0	3	5	4	0	0	0	0	12	51-60	9
12:15 AM	0	0	0	0	0	0	0	0	2	2	0	0	0	0	4	51-60	4
12:30 AM	0	0	0	0	0	0	2	2	3	2	0	0	0	0	9	51-60	5
12:45 AM	0	0	0	0	0	0	1	1	3	0	1	0	0	0	6	46-55	4
1:00 AM	0	0	0	0	0	0	0	3	1	3	1	0	0	0	8	47-56	4
1:15 AM	0	0	0	0	0	0	0	0	3	0	0	0	0	0	3	46-55	3
1:30 AM	0	0	0	0	0	0	0	1	2	3	0	0	0	0	6	53-62	4
1:45 AM	0	0	0	0	0	0	0	0	1	0	0	0	0	0	1	46-55	1
2:00 AM	2	0	0	0	0	0	0	0	1	0	0	1	0	0	4	8-17	1
2:15 AM	1	0	0	0	0	0	0	1	0	1	0	0	0	0	3	41-50	1
2:30 AM	0	0	0	0	0	0	0	3	2	0	0	0	0	0	5	46-55	5
2:45 AM	0	0	0	0	0	0	0	1	0	1	0	0	0	0	2	41-50	1
3:00 AM	0	0	0	0	0	0	0	0	2	0	0	0	0	0	2	46-55	2
3:15 AM	0	0	0	0	0	0	1	0	0	1	0	0	0	0	2	36-45	1
3:30 AM	0	0	0	0	0	0	0	0	3	0	0	0	0	0	3	46-55	3
3:45 AM	1	0	0	0	0	0	0	1	1	0	1	0	0	0	4	46-55	2
4:00 AM	0	0	0	0	0	0	0	0	1	1	0	0	0	0	2	51-60	2
4:15 AM	0	0	0	0	0	0	0	0	0	1	0	1	0	0	2	51-60	1
4:30 AM	1	0	0	0	0	0	0	2	0	1	0	0	0	0	4	41-50	2
4:45 AM	0	0	0	0	0	0	0	0	0	1	0	0	0	0	1	51-60	1
5:00 AM	0	0	0	0	0	0	0	0	5	1	0	0	0	0	6	51-60	5
5:15 AM	0	0	0	0	0	0	0	1	0	2	0	0	0	0	3	51-60	2
5:30 AM	0	0	0	0	0	0	0	2	1	1	1	0	0	0	5	46-55	3
5:45 AM	0	0	0	0	0	0	0	3	8	0	2	0	0	0	13	46-55	11
Day Total																	
Percent																	
AM Peak																	
Volume																	
PM Peak																	
Volume																	
Comments:																	

LOCATION: 5. Silva Valley Pkwy/Allegheny Rd to Malcolm Dixon Rd SPECIFIC LOCATION: 0 ft from CITY/STATE: El Dorado Hills, CA															QC JOB #: 12004737 DIRECTION: EB DATE: May 08 2014		
Start Time	15	20	25	30	35	40	45	50	55	60	65	70	75	999	Total	Pace Speed	Number in Pace
6:00 AM	0	0	0	0	0	3	2	1	7	3	3	0	0	0	19	51-60	10
6:15 AM	0	0	0	0	0	1	1	3	11	2	1	0	0	0	19	50-59	13
6:30 AM	0	0	0	0	0	1	1	6	4	7	3	0	0	0	22	56-65	10
6:45 AM	1	0	0	0	0	0	2	17	16	4	2	0	0	0	42	46-55	33
7:00 AM	3	0	0	0	0	2	2	9	10	12	0	0	0	0	38	51-60	21
7:15 AM	3	0	0	0	0	0	3	11	22	12	1	0	0	0	52	51-60	34
7:30 AM	4	0	0	0	0	2	12	25	29	9	1	0	0	0	82	46-55	53
7:45 AM	4	0	0	0	0	0	12	28	17	7	1	0	0	0	69	46-55	45
8:00 AM	0	0	0	0	0	0	4	23	27	4	1	0	0	0	59	46-55	50
8:15 AM	1	0	0	0	0	0	8	27	31	9	3	0	0	0	79	46-55	58
8:30 AM	3	0	0	0	0	3	5	28	29	8	1	0	0	0	77	46-55	56
8:45 AM	0	0	0	0	0	7	18	27	28	7	1	0	0	0	88	46-55	54
9:00 AM	3	0	0	0	0	9	9	24	25	2	2	0	0	0	74	46-55	49
9:15 AM	1	0	0	0	0	0	1	16	26	7	2	0	0	0	53	46-55	42
9:30 AM	5	0	0	0	1	0	2	21	17	7	1	0	0	0	54	46-55	38
9:45 AM	3	0	0	0	0	0	6	25	19	4	2	0	0	0	59	46-55	43
10:00 AM	3	1	0	0	1	8	5	14	20	7	1	0	0	0	60	46-55	34
10:15 AM	3	0	0	0	0	2	9	15	15	9	1	0	0	0	54	46-55	30
10:30 AM	3	0	0	0	0	1	11	25	14	3	0	0	0	0	57	46-55	38
10:45 AM	1	0	0	0	0	2	6	19	16	3	0	0	0	0	47	46-55	35
11:00 AM	3	0	0	0	0	3	14	30	19	4	1	0	0	0	74	46-55	48
11:15 AM	2	0	0	0	0	1	11	12	23	13	0	0	0	0	62	51-60	36
11:30 AM	3	0	0	0	0	2	10	18	37	7	1	0	0	0	78	46-55	55
11:45 AM	1	0	0	0	0	4	21	25	26	11	1	0	0	0	89	46-55	51
Day Total																	
Percent																	
AM Peak Volume																	
PM Peak Volume																	
Comments:																	

LOCATION: 5. Silva Valley Pkwy/Allegheny Rd to Malcolm Dixon Rd SPECIFIC LOCATION: 0 ft from CITY/STATE: El Dorado Hills, CA															QC JOB #: 12004737 DIRECTION: EB DATE: May 08 2014		
Start Time	15	20	25	30	35	40	45	50	55	60	65	70	75	999	Total	Pace Speed	Number in Pace
12:00 PM	2	0	0	0	0	1	18	29	27	6	3	0	0	0	86	46-55	56
12:15 PM	3	0	0	0	0	0	8	42	24	8	0	0	0	0	85	46-55	66
12:30 PM	3	0	0	0	0	1	13	25	34	6	2	0	0	0	84	46-55	58
12:45 PM	3	0	0	1	0	0	3	34	26	7	1	1	0	0	76	46-55	60
1:00 PM	2	0	0	0	0	2	4	24	25	8	1	0	0	0	66	46-55	49
1:15 PM	2	0	0	0	0	4	5	21	29	12	0	0	0	0	73	46-55	49
1:30 PM	3	0	0	0	0	4	5	31	26	8	2	0	0	0	79	46-55	57
1:45 PM	1	0	0	0	0	1	19	45	25	2	0	0	0	0	93	46-55	70
2:00 PM	2	0	0	1	0	0	2	44	53	11	0	0	0	0	113	46-55	96
2:15 PM	1	0	0	0	7	15	16	19	37	9	2	0	0	0	106	46-55	56
2:30 PM	4	0	0	0	0	8	29	49	28	7	1	0	0	0	126	41-50	78
2:45 PM	2	0	0	0	0	1	17	50	33	8	0	0	0	2	113	46-55	82
3:00 PM	10	7	9	10	2	1	31	56	27	4	0	0	0	0	157	42-51	86
3:15 PM	8	0	0	0	0	4	37	59	36	18	2	0	0	0	164	41-50	96
3:30 PM	4	0	0	0	1	5	15	38	42	12	2	0	0	0	119	46-55	80
3:45 PM	5	0	0	0	0	2	23	66	44	9	3	0	0	0	152	46-55	110
4:00 PM	6	0	0	0	0	3	42	87	32	8	0	0	0	0	178	41-50	129
4:15 PM	4	0	0	0	0	5	22	57	62	14	3	0	0	0	167	46-55	119
4:30 PM	0	0	0	0	0	7	25	34	47	13	2	0	0	0	128	46-55	81
4:45 PM	9	0	0	0	0	6	35	59	50	9	2	0	0	0	170	46-55	109
5:00 PM	6	0	0	0	0	4	27	78	41	10	2	1	0	0	169	46-55	118
5:15 PM	8	0	0	0	0	4	19	51	82	9	0	0	0	0	173	46-55	133
5:30 PM	8	0	0	0	0	4	43	70	32	11	1	0	0	0	169	41-50	113
5:45 PM	10	0	0	0	0	4	23	62	54	12	0	0	0	0	165	46-55	116
Day Total																	
Percent																	
AM Peak Volume																	
PM Peak Volume																	
Comments:																	

LOCATION: 5. Silva Valley Pkwy/Allegheny Rd to Malcolm Dixon Rd SPECIFIC LOCATION: 0 ft from CITY/STATE: El Dorado Hills, CA															QC JOB #: 12004737 DIRECTION: EB DATE: May 08 2014		
Start Time	15	20	25	30	35	40	45	50	55	60	65	70	75	999	Total	Pace Speed	Number in Pace
6:00 PM	7	0	0	0	0	4	15	47	59	10	1	0	0	1	144	46-55	106
6:15 PM	1	0	0	0	0	2	7	48	51	13	1	0	0	0	123	46-55	98
6:30 PM	2	0	0	0	1	2	25	26	25	19	0	1	0	0	101	43-52	51
6:45 PM	3	0	0	0	0	5	14	21	47	13	5	0	0	0	108	46-55	68
7:00 PM	4	0	0	0	0	2	6	34	36	7	1	0	0	0	90	46-55	70
7:15 PM	3	0	0	0	0	0	11	35	19	11	1	0	0	0	80	46-55	53
7:30 PM	1	0	0	0	0	0	14	34	36	8	3	0	0	0	96	46-55	70
7:45 PM	0	0	0	0	0	0	7	36	29	19	0	0	0	0	91	46-55	65
8:00 PM	0	0	0	0	0	0	0	38	26	11	2	0	0	0	77	46-55	64
8:15 PM	2	0	0	0	0	0	19	27	31	9	0	0	0	0	88	46-55	58
8:30 PM	1	0	0	0	0	1	4	22	37	8	0	0	0	0	73	46-55	59
8:45 PM	2	0	0	0	0	1	2	16	37	12	0	0	0	0	70	46-55	53
9:00 PM	0	0	0	0	0	2	11	28	32	9	1	0	0	0	83	46-55	60
9:15 PM	1	0	0	0	0	0	11	17	23	7	0	0	0	0	59	46-55	40
9:30 PM	0	0	0	0	0	0	0	13	13	18	1	0	0	0	45	51-60	31
9:45 PM	0	0	0	0	0	0	0	12	26	10	2	0	0	0	50	46-55	38
10:00 PM	1	0	0	0	0	0	1	23	21	15	0	0	0	0	61	46-55	44
10:15 PM	2	0	0	0	0	0	1	9	18	3	1	0	0	0	34	46-55	27
10:30 PM	0	0	0	0	0	1	4	8	6	4	2	0	0	0	25	47-56	13
10:45 PM	0	0	0	0	0	0	1	3	12	7	2	0	0	0	25	51-60	18
11:00 PM	1	0	0	0	0	0	1	1	6	5	0	0	0	0	14	51-60	11
11:15 PM	0	0	0	0	0	0	0	6	7	2	1	0	0	0	16	47-56	12
11:30 PM	0	0	0	0	0	0	2	3	8	0	1	0	0	0	14	46-55	11
11:45 PM	1	0	0	0	0	0	2	2	1	2	1	0	0	0	9	41-50	4
Day Total	193	8	9	12	13	157	818	2112	2054	629	91	5	0	3	6104	46-55	4166
Percent	3.2%	0.1%	0.1%	0.2%	0.2%	2.6%	13.4%	34.6%	33.7%	10.3%	1.5%	0.1%	0.0%	0.0%			
ADT 6104																	
AM Peak Volume	9:30 AM	10:00 AM			9:30 AM	9:00 AM	11:45 AM	11:00 AM	11:30 AM	11:15 AM	6:00 AM	2:00 AM			11:45 AM		
	5	1			1	9	21	30	37	13	3	1			89		
PM Peak Volume	3:00 PM	3:00 PM	3:00 PM	3:00 PM	2:15 PM	2:15 PM	5:30 PM	4:00 PM	5:15 PM	6:30 PM	6:45 PM	12:45 PM		2:45 PM	4:00 PM		
	10	7	9	10	7	15	43	87	82	19	5	1		2	178		
<i>Comments:</i>																	

LOCATION: 5. Silva Valley Pkwy/Allegheny Rd to Malcolm Dixon Rd SPECIFIC LOCATION: 0 ft from CITY/STATE: El Dorado Hills, CA															QC JOB #: 12004737 DIRECTION: EB DATE: May 09 2014		
Start Time	15	16	21	26	31	36	41	46	51	56	61	66	71	76	Total	Pace Speed	Number in Pace
	15	20	25	30	35	40	45	50	55	60	65	70	75	999			
12:00 AM	0	0	0	0	0	0	0	5	4	2	0	0	0	0	11	46-55	9
12:15 AM	1	0	0	0	1	1	2	7	4	1	0	0	0	0	17	46-55	11
12:30 AM	0	0	0	0	0	0	0	1	1	2	0	0	0	0	4	51-60	3
12:45 AM	0	0	0	0	0	0	0	0	5	2	1	0	0	0	8	51-60	7
1:00 AM	0	0	0	0	0	0	0	1	0	0	0	0	0	0	1	41-50	1
1:15 AM	0	0	0	0	0	0	2	2	2	1	0	0	0	0	7	46-55	4
1:30 AM	0	0	0	0	0	0	0	0	0	0	1	0	0	0	1	56-65	1
1:45 AM	0	0	0	0	0	0	0	0	1	2	0	0	0	0	3	51-60	3
2:00 AM	0	0	0	0	0	0	1	1	3	3	0	0	0	0	8	52-61	5
2:15 AM	0	0	0	0	0	0	0	0	0	3	0	0	0	0	3	51-60	3
2:30 AM	0	0	0	0	0	0	0	0	0	0	1	0	0	0	1	56-65	1
2:45 AM	0	0	0	0	0	0	0	1	3	0	1	0	0	0	5	46-55	4
3:00 AM	0	0	0	0	0	0	0	0	1	1	0	0	0	0	2	51-60	2
3:15 AM	0	0	0	1	0	0	0	0	0	0	1	0	0	0	2	21-30	1
3:30 AM	0	0	0	0	0	0	0	0	3	0	0	0	0	0	3	46-55	3
3:45 AM	1	0	0	0	0	0	0	0	0	0	0	0	0	0	1	15-24	0
4:00 AM	0	0	0	0	0	0	0	0	1	0	0	0	0	0	1	46-55	1
4:15 AM	0	0	0	0	0	0	0	0	1	1	0	0	0	0	2	51-60	2
4:30 AM	0	0	0	0	0	0	0	0	2	0	2	0	0	0	4	46-55	2
4:45 AM	0	0	0	0	0	1	0	0	0	1	0	0	0	0	2	31-40	1
5:00 AM	0	0	0	0	0	0	0	2	2	1	0	0	0	0	5	46-55	4
5:15 AM	0	0	0	0	0	0	0	1	3	2	1	0	0	0	7	51-60	5
5:30 AM	0	0	0	0	0	0	0	1	3	1	0	0	0	0	5	46-55	4
5:45 AM	1	0	0	0	0	0	1	4	4	4	0	0	0	0	14	51-60	8
Day Total																	
Percent																	
AM Peak Volume																	
PM Peak Volume																	
Comments:																	

LOCATION: 5. Silva Valley Pkwy/Allegheny Rd to Malcolm Dixon Rd SPECIFIC LOCATION: 0 ft from CITY/STATE: El Dorado Hills, CA															QC JOB #: 12004737 DIRECTION: EB DATE: May 09 2014		
Start Time	15	20	25	30	35	40	45	50	55	60	65	70	75	999	Total	Pace Speed	Number in Pace
6:00 AM	2	0	0	0	0	0	2	5	8	2	0	0	0	0	19	46-55	13
6:15 AM	1	0	0	0	0	0	1	7	12	4	0	0	0	0	25	47-56	18
6:30 AM	1	0	0	0	0	0	3	11	7	1	3	0	0	0	26	46-55	17
6:45 AM	2	0	0	0	0	0	6	9	12	5	2	0	0	0	36	47-56	20
7:00 AM	2	0	0	0	0	4	8	16	12	5	2	0	0	0	49	46-55	27
7:15 AM	2	0	0	0	0	0	2	10	20	8	2	0	0	0	44	46-55	30
7:30 AM	1	0	0	0	0	7	20	31	19	6	1	0	0	0	85	41-50	51
7:45 AM	3	0	0	0	0	2	13	26	16	2	1	0	0	0	63	46-55	42
8:00 AM	1	0	0	0	0	4	8	23	18	5	0	0	0	0	59	46-55	40
8:15 AM	4	0	0	0	0	1	5	30	21	10	0	0	0	0	71	46-55	51
8:30 AM	4	0	0	0	1	0	5	36	21	4	0	0	0	0	71	46-55	57
8:45 AM	1	0	0	0	0	0	13	28	20	5	1	0	0	0	68	46-55	48
9:00 AM	2	0	0	0	0	0	9	19	16	9	0	0	0	0	55	46-55	35
9:15 AM	0	0	0	0	0	1	11	18	17	6	0	0	0	0	53	46-55	35
9:30 AM	0	0	0	0	1	5	10	14	18	3	0	0	0	0	51	46-55	32
9:45 AM	2	0	0	0	0	1	5	26	13	8	1	0	0	0	56	46-55	38
10:00 AM	2	0	0	0	1	1	3	12	17	8	1	0	0	0	45	47-56	28
10:15 AM	1	0	0	0	0	3	2	15	30	6	0	0	0	0	57	46-55	45
10:30 AM	5	0	0	0	1	4	19	19	21	6	0	0	0	0	75	46-55	40
10:45 AM	2	0	0	0	0	0	5	21	17	13	2	0	0	0	60	46-55	38
11:00 AM	1	0	0	0	0	2	6	31	29	7	1	0	0	0	77	46-55	59
11:15 AM	3	0	0	0	0	2	12	33	21	3	0	0	0	0	74	46-55	54
11:30 AM	2	0	0	0	0	1	9	24	30	11	0	0	0	0	77	46-55	54
11:45 AM	5	0	0	0	0	2	11	31	30	3	1	0	0	0	83	46-55	61
Day Total																	
Percent																	
AM Peak Volume																	
PM Peak Volume																	
Comments:																	

LOCATION: 5. Silva Valley Pkwy/Allegheny Rd to Malcolm Dixon Rd SPECIFIC LOCATION: 0 ft from CITY/STATE: El Dorado Hills, CA															QC JOB #: 12004737 DIRECTION: EB DATE: May 09 2014		
Start Time	15	20	25	30	35	40	45	50	55	60	65	70	75	999	Total	Pace Speed	Number in Pace
12:00 PM	4	0	0	0	4	0	12	32	33	6	0	0	0	0	91	46-55	64
12:15 PM	3	0	0	0	0	3	5	33	21	8	0	0	0	0	73	46-55	54
12:30 PM	3	0	0	0	0	1	15	21	28	15	1	0	0	0	84	46-55	48
12:45 PM	2	0	0	0	0	2	7	46	28	9	1	1	0	0	96	46-55	73
1:00 PM	5	0	0	0	0	8	20	48	26	3	1	0	0	0	111	46-55	74
1:15 PM	4	0	0	0	0	1	8	58	33	6	1	0	0	0	111	46-55	90
1:30 PM	4	0	0	0	0	0	14	58	19	5	1	0	0	0	101	46-55	77
1:45 PM	5	0	0	0	1	2	25	50	40	10	0	0	0	0	133	46-55	90
2:00 PM	2	0	0	0	0	1	15	52	40	9	1	0	0	0	120	46-55	92
2:15 PM	3	0	0	0	0	1	27	43	33	7	3	0	0	0	117	46-55	75
2:30 PM	4	0	0	0	0	16	13	47	29	6	1	0	0	0	116	46-55	76
2:45 PM	4	0	0	0	0	0	15	39	50	3	2	0	0	0	113	46-55	89
3:00 PM	6	0	0	0	1	1	25	50	41	12	2	0	0	0	138	46-55	90
3:15 PM	5	0	0	0	0	11	32	47	36	5	1	0	0	0	137	46-55	82
3:30 PM	2	0	0	0	2	9	40	69	30	5	0	0	0	0	157	41-50	109
3:45 PM	4	0	0	0	0	11	33	65	31	10	0	0	0	0	154	41-50	98
4:00 PM	3	0	0	0	0	5	22	67	40	25	1	0	0	0	163	46-55	107
4:15 PM	6	0	0	0	0	0	10	46	60	11	1	0	0	0	134	46-55	106
4:30 PM	5	0	0	0	0	5	35	60	50	12	1	0	0	0	168	46-55	110
4:45 PM	3	0	0	0	0	8	25	66	47	13	2	0	0	0	164	46-55	113
5:00 PM	3	0	0	0	0	4	21	74	50	17	1	1	0	0	171	46-55	124
5:15 PM	7	0	0	0	0	2	44	85	38	9	2	0	0	0	187	41-50	129
5:30 PM	12	0	0	0	1	12	22	56	63	10	2	0	0	0	178	46-55	118
5:45 PM	5	0	0	0	0	7	22	57	37	6	3	0	0	0	137	46-55	94
Day Total																	
Percent																	
AM Peak Volume																	
PM Peak Volume																	
Comments:																	

LOCATION: 5. Silva Valley Pkwy/Allegheny Rd to Malcolm Dixon Rd SPECIFIC LOCATION: 0 ft from CITY/STATE: El Dorado Hills, CA															QC JOB #: 12004737 DIRECTION: EB DATE: May 09 2014		
Start Time	15	16	21	26	31	36	41	46	51	56	61	66	71	76	Total	Pace Speed	Number in Pace
	15	20	25	30	35	40	45	50	55	60	65	70	75	999			
6:00 PM	5	0	0	0	2	5	22	42	29	12	4	0	0	0	121	46-55	71
6:15 PM	1	0	0	0	0	3	20	26	60	16	3	0	0	0	129	46-55	86
6:30 PM	3	0	0	0	0	1	18	52	44	17	1	1	0	0	137	46-55	96
6:45 PM	3	0	0	0	0	1	6	34	28	9	1	0	0	0	82	46-55	61
7:00 PM	3	0	0	0	0	3	3	24	20	8	2	0	0	0	63	46-55	44
7:15 PM	2	0	0	0	0	0	7	28	41	10	1	0	0	0	89	46-55	69
7:30 PM	2	0	0	0	0	2	9	32	29	8	1	0	0	0	83	46-55	60
7:45 PM	1	0	0	0	0	0	11	25	30	8	1	0	0	0	76	46-55	55
8:00 PM	2	0	0	0	1	0	7	25	41	6	2	0	0	0	84	46-55	66
8:15 PM	2	0	0	0	0	0	17	28	27	5	0	0	0	0	79	46-55	55
8:30 PM	6	0	0	0	0	1	13	39	30	8	1	0	0	0	98	46-55	69
8:45 PM	3	0	0	0	0	0	7	22	38	8	0	0	0	0	78	46-55	59
9:00 PM	1	0	0	0	0	0	3	32	24	5	0	0	0	0	65	46-55	55
9:15 PM	2	0	0	0	0	0	5	15	36	9	2	0	0	0	69	46-55	51
9:30 PM	4	0	0	0	0	2	11	21	25	7	0	2	0	0	72	46-55	46
9:45 PM	2	0	0	0	0	0	7	29	29	5	0	1	0	0	73	46-55	57
10:00 PM	1	0	0	0	0	0	5	25	23	5	1	0	0	0	60	46-55	47
10:15 PM	3	0	0	0	0	0	4	16	19	4	0	0	0	0	46	46-55	34
10:30 PM	2	0	0	0	0	0	2	13	25	12	1	0	0	0	55	46-55	38
10:45 PM	2	0	0	0	1	0	4	10	19	6	2	0	0	0	44	47-56	28
11:00 PM	0	0	0	0	0	1	2	6	15	10	2	0	0	0	36	51-60	25
11:15 PM	1	0	0	0	0	0	3	5	11	9	3	0	0	0	32	51-60	19
11:30 PM	1	0	0	0	0	0	3	10	13	3	0	0	0	0	30	46-55	23
11:45 PM	0	0	0	0	0	0	1	6	14	8	0	0	0	0	29	51-60	22
Day Total	208	0	0	1	18	171	891	2355	2061	587	82	6	0	0	6380	46-55	4416
Percent	3.3%	0.0%	0.0%	0.0%	0.3%	2.7%	14.0%	36.9%	32.3%	9.2%	1.3%	0.1%	0.0%	0.0%			
ADT 6380																	
AM Peak	10:30 AM 3:15 AM 12:15 AM 7:30 AM 7:30 AM 8:30 AM 10:15 AM 10:45 AM 6:30 AM														7:30 AM		
Volume	5 1 1 7 20 36 30 13 3														85		
PM Peak	5:30 PM 12:00 PM 2:30 PM 5:15 PM 5:15 PM 5:30 PM 4:00 PM 6:00 PM 9:30 PM														5:15 PM		
Volume	12 4 16 44 85 63 25 4 2														187		
<i>Comments:</i>																	

LOCATION: 5. Silva Valley Pkwy/Allegheny Rd to Malcolm Dixon Rd														QC JOB #: 12004737			
SPECIFIC LOCATION: 0 ft from														DIRECTION: EB			
CITY/STATE: El Dorado Hills, CA														DATE: May 03 2014 - May 09 2014			
Start Time	1 15	16 20	21 25	26 30	31 35	36 40	41 45	46 50	51 55	56 60	61 65	66 70	71 75	76 999	Total	Pace Speed	Number in Pace
Grand Total	1449	8	34	55	188	1192	5639	14190	13362	4169	616	44	2	10	40958	46-55	27552
Percent	3.5%	0.0%	0.1%	0.1%	0.5%	2.9%	13.8%	34.6%	32.6%	10.2%	1.5%	0.1%	0.0%	0.0%			
Cumulative Percent	3.5%	3.6%	3.6%	3.8%	4.2%	7.1%	20.9%	55.6%	88.2%	98.4%	99.9%	100.0%	100.0%	100.0%			
ADT 5851															85th Percentile 54 MPH Mean Speed(Average) 48 MPH Median 49 MPH Mode 48 MPH		
<i>Comments:</i>																	

Report generated on 10/13/2014 10:25 AM

SOURCE: Quality Counts, LLC (<http://www.qualitycounts.net>)



LOCATION: 6. Malcolm Dixon Rd to Deer Valley Rd W SPECIFIC LOCATION: 0 ft from CITY/STATE: El Dorado Hills, CA							QC JOB #: 12004738 DIRECTION: WB DATE: May 08 2014 - May 11 2014			
Start Time	Mon	Tue	Wed	Thu 08-May-14	Fri 09-May-14	Average Weekday Hourly Traffic	Sat 10-May-14	Sun 11-May-14	Average Week Hourly Traffic	Average Week Profile
12:00 AM				7	10	9	27	44	22	
1:00 AM				17	9	13	20	22	17	
2:00 AM				10	12	11	26	16	16	
3:00 AM				19	12	16	17	21	17	
4:00 AM				48	45	47	23	16	33	
5:00 AM				160	146	153	68	55	107	
6:00 AM				382	315	349	131	80	227	
7:00 AM				581	551	566	226	124	371	
8:00 AM				472	415	444	319	222	357	
9:00 AM				371	409	390	379	269	357	
10:00 AM				354	364	359	413	337	367	
11:00 AM				297	330	314	417	391	359	
12:00 PM				314	327	321	412	375	357	
1:00 PM				277	321	299	406	340	336	
2:00 PM				333	377	355	399	316	356	
3:00 PM				346	416	381	360	314	359	
4:00 PM				371	384	378	343	288	347	
5:00 PM				385	381	383	319	298	346	
6:00 PM				303	318	311	275	222	280	
7:00 PM				188	211	200	198	209	202	
8:00 PM				104	163	134	151	165	146	
9:00 PM				83	131	107	117	115	112	
10:00 PM				41	84	63	94	58	69	
11:00 PM				30	36	33	76	26	42	
Day Total				5493	5767	5636	5216	4323	5202	
% Weekday Average				97.5%	102.3%					
% Week Average				105.6%	110.9%	108.3%	100.3%	83.1%		
AM Peak Volume				7:00 AM 581	7:00 AM 551	7:00 AM 566	11:00 AM 417	11:00 AM 391	7:00 AM 371	
PM Peak Volume				5:00 PM 385	3:00 PM 416	5:00 PM 383	12:00 PM 412	12:00 PM 375	3:00 PM 359	
<i>Comments:</i>										

SUMMARY - Tube Count - Volume Data (Weekend)

LOCATION: 6. Malcolm Dixon Rd to Deer Valley Rd W SPECIFIC LOCATION: 0 ft from CITY/STATE: El Dorado Hills, CA				QC JOB #: 12004738 DIRECTION: WB DATE: May 10 2014 - May 11 2014		
Start Time			Sat 10-May-14	Sun 11-May-14	Average Weekend Hourly Traffic	Average Weekend Profile
12:00 AM			27	44	36	
1:00 AM			20	22	21	
2:00 AM			26	16	21	
3:00 AM			17	21	19	
4:00 AM			23	16	20	
5:00 AM			68	55	62	
6:00 AM			131	80	106	
7:00 AM			226	124	175	
8:00 AM			319	222	271	
9:00 AM			379	269	324	
10:00 AM			413	337	375	
11:00 AM			417	391	404	
12:00 PM			412	375	394	
1:00 PM			406	340	373	
2:00 PM			399	316	358	
3:00 PM			360	314	337	
4:00 PM			343	288	316	
5:00 PM			319	298	309	
6:00 PM			275	222	249	
7:00 PM			198	209	204	
8:00 PM			151	165	158	
9:00 PM			117	115	116	
10:00 PM			94	58	76	
11:00 PM			76	26	51	
Day Total			5216	4323	4775	
% Weekday Average						
% Week Average			109.2%	90.5%		
AM Peak			11:00 AM	11:00 AM	11:00 AM	
Volume			417	391	404	
PM Peak			12:00 PM	12:00 PM	12:00 PM	
Volume			412	375	394	
<i>Comments:</i>						

LOCATION: 6. Malcolm Dixon Rd to Deer Valley Rd W SPECIFIC LOCATION: 0 ft from CITY/STATE: El Dorado Hills, CA														QC JOB #: 12004738 DIRECTION: WB DATE: May 08 2014	
Start Time	Motor-cycles	Cars & Trailer	2 Axle Long	Buses	2 Axle 6 Tire	3 Axle Single	4 Axle Single	<5 Axle Double	5 Axle Double	>6 Axle Double	<6 Axle Multi	6 Axle Multi	>6 Axle Multi	Not Classified	Total
12:00 AM	0	6	0	0	0	0	0	0	0	0	0	0	0	1	7
1:00 AM	0	17	0	0	0	0	0	0	0	0	0	0	0	0	17
2:00 AM	0	8	0	0	0	0	0	0	0	0	0	0	0	2	10
3:00 AM	0	19	0	0	0	0	0	0	0	0	0	0	0	0	19
4:00 AM	0	44	2	0	0	0	0	0	0	0	0	0	0	2	48
5:00 AM	4	139	14	0	0	0	0	0	0	0	0	0	0	3	160
6:00 AM	12	326	28	0	4	0	0	0	0	0	0	0	0	12	382
7:00 AM	7	534	30	0	1	0	0	0	0	0	0	0	0	9	581
8:00 AM	8	433	16	0	4	0	0	0	0	0	0	0	0	11	472
9:00 AM	2	339	16	0	2	0	0	0	0	0	0	0	0	12	371
10:00 AM	8	321	11	0	3	0	0	1	0	0	0	0	0	10	354
11:00 AM	6	270	12	0	0	0	0	0	0	0	0	0	0	9	297
12:00 PM	3	279	16	0	3	0	0	0	0	0	0	0	0	13	314
1:00 PM	0	251	12	0	7	1	0	1	0	0	0	0	0	5	277
2:00 PM	1	312	9	0	3	0	0	1	0	0	0	0	0	7	333
3:00 PM	5	308	10	0	2	1	0	0	0	0	0	0	0	20	346
4:00 PM	2	331	20	0	0	0	0	0	0	0	0	0	0	18	371
5:00 PM	4	344	9	0	2	0	0	0	0	0	0	0	0	26	385
6:00 PM	3	273	8	0	1	0	0	0	0	0	0	0	0	18	303
7:00 PM	0	170	10	0	0	0	0	0	0	0	0	0	0	8	188
8:00 PM	2	97	3	0	0	0	0	0	0	0	0	0	0	2	104
9:00 PM	1	77	2	0	0	0	0	1	0	0	0	0	0	2	83
10:00 PM	0	39	1	0	1	0	0	0	0	0	0	0	0	0	41
11:00 PM	0	27	1	0	0	0	0	0	0	0	0	0	0	2	30
Day Total	68	4964	230	0	33	2	0	4	0	0	0	0	0	192	5493
Percent	1.2%	90.4%	4.2%	0.0%	0.6%	0.0%	0.0%	0.1%	0.0%	0.0%	0.0%	0.0%	0.0%	3.5%	
ADT 5493															
AM Peak	6:00 AM	7:00 AM	7:00 AM		6:00 AM			10:00 AM						6:00 AM	7:00 AM
Volume	12	534	30		4			1						12	581
PM Peak	3:00 PM	5:00 PM	4:00 PM		1:00 PM	1:00 PM		1:00 PM						5:00 PM	5:00 PM
Volume	5	344	20		7	1		1						26	385
<i>Comments:</i>															

LOCATION: 6. Malcolm Dixon Rd to Deer Valley Rd W SPECIFIC LOCATION: 0 ft from CITY/STATE: El Dorado Hills, CA														QC JOB #: 12004738 DIRECTION: WB DATE: May 09 2014	
Start Time	Motor-cycles	Cars & Trailer	2 Axle Long	Buses	2 Axle 6 Tire	3 Axle Single	4 Axle Single	<5 Axle Double	5 Axle Double	>6 Axle Double	<6 Axle Multi	6 Axle Multi	>6 Axle Multi	Not Classified	Total
12:00 AM	0	7	0	0	0	0	0	1	0	0	0	0	0	2	10
1:00 AM	0	9	0	0	0	0	0	0	0	0	0	0	0	0	9
2:00 AM	0	12	0	0	0	0	0	0	0	0	0	0	0	0	12
3:00 AM	0	12	0	0	0	0	0	0	0	0	0	0	0	0	12
4:00 AM	2	41	1	0	1	0	0	0	0	0	0	0	0	0	45
5:00 AM	0	132	9	0	0	0	0	0	0	0	0	0	0	5	146
6:00 AM	5	280	18	0	4	0	0	0	0	0	0	0	0	8	315
7:00 AM	13	509	20	0	0	0	0	0	0	0	0	0	0	9	551
8:00 AM	5	377	23	0	2	0	0	0	0	0	0	0	0	8	415
9:00 AM	1	351	44	1	4	0	0	1	0	0	0	0	0	7	409
10:00 AM	4	321	30	0	1	0	0	0	1	0	0	0	0	7	364
11:00 AM	13	289	7	0	1	0	0	1	0	0	0	0	0	19	330
12:00 PM	7	292	9	1	4	0	0	0	0	0	0	0	0	14	327
1:00 PM	2	273	21	0	6	1	0	0	0	0	0	0	0	18	321
2:00 PM	4	338	15	0	3	0	0	0	0	0	0	0	0	17	377
3:00 PM	6	373	10	0	3	0	0	1	0	0	0	0	0	23	416
4:00 PM	6	337	11	0	3	0	0	0	0	0	1	0	0	26	384
5:00 PM	10	343	6	1	1	0	0	0	0	0	0	0	0	20	381
6:00 PM	6	284	9	0	1	0	0	0	0	0	0	0	0	18	318
7:00 PM	3	188	4	1	0	0	0	1	0	0	0	0	0	14	211
8:00 PM	5	146	3	0	0	0	0	0	0	0	0	0	0	9	163
9:00 PM	7	116	1	0	0	0	0	0	0	0	0	0	0	7	131
10:00 PM	3	74	4	0	0	0	0	0	0	0	0	0	0	3	84
11:00 PM	1	30	4	0	0	0	0	0	0	0	0	0	0	1	36
Day Total	103	5134	249	4	34	1	0	5	1	0	1	0	0	235	5767
Percent	1.8%	89.0%	4.3%	0.1%	0.6%	0.0%	0.0%	0.1%	0.0%	0.0%	0.0%	0.0%	0.0%	4.1%	
ADT 5767															
AM Peak	7:00 AM	7:00 AM	9:00 AM	9:00 AM	6:00 AM			12:00 AM	10:00 AM					11:00 AM	7:00 AM
Volume	13	509	44	1	4			1	1					19	551
PM Peak	5:00 PM	3:00 PM	1:00 PM	12:00 PM	1:00 PM	1:00 PM		3:00 PM			4:00 PM			4:00 PM	3:00 PM
Volume	10	373	21	1	6	1		1			1			26	416
<i>Comments:</i>															

LOCATION: 6. Malcolm Dixon Rd to Deer Valley Rd W SPECIFIC LOCATION: 0 ft from CITY/STATE: El Dorado Hills, CA														QC JOB #: 12004738 DIRECTION: WB DATE: May 10 2014		
Start Time	Motor-cycles	Cars & Trailer	2 Axle Long	Buses	2 Axle 6 Tire	3 Axle Single	4 Axle Single	<5 Axle Double	5 Axle Double	>6 Axle Double	<6 Axle Multi	6 Axle Multi	>6 Axle Multi	Not Classified	Total	
12:00 AM	1	24	0	0	0	0	0	0	0	0	0	0	0	2	27	
1:00 AM	2	17	0	0	0	0	0	0	0	0	0	0	0	1	20	
2:00 AM	2	21	1	0	0	0	0	0	0	0	0	0	0	2	26	
3:00 AM	0	16	1	0	0	0	0	0	0	0	0	0	0	0	17	
4:00 AM	1	21	0	0	0	0	0	0	0	0	0	0	0	1	23	
5:00 AM	0	62	4	0	0	0	0	0	0	0	0	0	0	2	68	
6:00 AM	2	119	6	0	0	0	0	0	0	0	0	0	0	4	131	
7:00 AM	3	202	10	0	0	0	0	0	0	0	0	0	0	11	226	
8:00 AM	4	286	14	0	1	0	0	0	0	0	0	0	0	14	319	
9:00 AM	6	335	14	1	3	0	0	0	0	0	0	0	0	20	379	
10:00 AM	4	364	12	0	3	0	0	0	0	0	0	0	0	30	413	
11:00 AM	3	380	8	0	1	0	0	0	0	0	0	0	0	25	417	
12:00 PM	4	375	8	0	3	1	0	0	0	0	0	0	0	21	412	
1:00 PM	7	369	9	0	0	0	0	0	0	0	0	0	0	21	406	
2:00 PM	6	333	17	2	3	0	0	0	0	0	0	0	0	38	399	
3:00 PM	8	315	14	0	0	0	0	0	0	0	0	0	0	23	360	
4:00 PM	8	304	5	0	1	0	0	0	0	0	0	0	0	25	343	
5:00 PM	10	287	4	0	1	0	0	0	0	0	0	0	0	17	319	
6:00 PM	6	252	0	0	1	0	0	0	0	0	0	0	0	16	275	
7:00 PM	10	176	6	0	1	0	0	0	0	0	0	0	0	5	198	
8:00 PM	2	144	2	0	0	0	0	0	0	0	0	0	0	3	151	
9:00 PM	0	112	2	0	0	0	0	0	0	0	0	0	0	3	117	
10:00 PM	0	90	3	0	0	0	0	0	0	0	0	0	0	1	94	
11:00 PM	0	70	2	0	0	0	0	0	0	0	0	0	0	4	76	
Day Total	89	4674	142	3	18	1	0	0	0	0	0	0	0	289	5216	
Percent	1.7%	89.6%	2.7%	0.1%	0.3%	0.0%	0.0%	0.0%	0.0%	0.0%	0.0%	0.0%	0.0%	5.5%		
ADT 5216																
AM Peak	9:00 AM	11:00 AM	8:00 AM	9:00 AM	9:00 AM										10:00 AM	11:00 AM
Volume	6	380	14	1	3										30	417
PM Peak	5:00 PM	12:00 PM	2:00 PM	2:00 PM	12:00 PM	12:00 PM									2:00 PM	12:00 PM
Volume	10	375	17	2	3	1									38	412
<i>Comments:</i>																

LOCATION: 6. Malcolm Dixon Rd to Deer Valley Rd W SPECIFIC LOCATION: 0 ft from CITY/STATE: El Dorado Hills, CA														QC JOB #: 12004738 DIRECTION: WB DATE: May 11 2014		
Start Time	Motor-cycles	Cars & Trailer	2 Axle Long	Buses	2 Axle 6 Tire	3 Axle Single	4 Axle Single	<5 Axle Double	5 Axle Double	>6 Axle Double	<6 Axle Multi	6 Axle Multi	>6 Axle Multi	Not Classified	Total	
12:00 AM	1	39	1	0	0	0	0	0	0	0	0	0	0	3	44	
1:00 AM	1	20	1	0	0	0	0	0	0	0	0	0	0	0	22	
2:00 AM	1	14	0	0	0	0	0	0	0	0	0	0	0	1	16	
3:00 AM	2	19	0	0	0	0	0	0	0	0	0	0	0	0	21	
4:00 AM	0	14	0	0	0	0	0	0	0	0	0	0	0	2	16	
5:00 AM	2	48	0	0	0	0	0	0	0	0	0	0	0	5	55	
6:00 AM	1	75	1	0	0	0	0	0	0	0	0	0	0	3	80	
7:00 AM	2	116	2	0	0	0	0	0	0	0	0	0	0	4	124	
8:00 AM	5	201	4	0	0	0	0	0	0	0	0	0	0	12	222	
9:00 AM	5	254	2	0	0	0	0	0	0	0	0	0	0	8	269	
10:00 AM	6	305	6	0	2	0	0	0	0	0	0	0	0	18	337	
11:00 AM	5	358	6	0	1	0	0	0	0	0	0	0	0	21	391	
12:00 PM	6	348	2	1	0	0	0	0	0	0	0	0	0	18	375	
1:00 PM	5	309	5	0	0	1	0	1	0	0	0	0	0	19	340	
2:00 PM	7	273	7	0	0	1	0	0	0	0	0	0	0	28	316	
3:00 PM	4	292	7	0	0	0	0	0	0	0	0	0	0	11	314	
4:00 PM	8	263	3	1	0	0	0	0	0	0	0	0	0	13	288	
5:00 PM	8	275	1	0	0	0	0	0	0	0	0	0	0	14	298	
6:00 PM	9	205	1	0	1	0	0	0	0	0	0	0	0	6	222	
7:00 PM	5	196	3	0	0	0	0	0	0	0	0	0	0	5	209	
8:00 PM	6	147	2	0	1	0	0	0	0	0	0	0	0	9	165	
9:00 PM	1	109	2	0	0	0	0	0	0	0	0	0	0	3	115	
10:00 PM	2	51	1	0	0	0	0	0	0	0	0	0	0	4	58	
11:00 PM	0	25	0	0	0	0	0	0	0	0	0	0	0	1	26	
Day Total	92	3956	57	2	5	2	0	1	0	0	0	0	0	208	4323	
Percent	2.1%	91.5%	1.3%	0.0%	0.1%	0.0%	0.0%	0.0%	0.0%	0.0%	0.0%	0.0%	0.0%	4.8%		
ADT 4323																
AM Peak Volume	10:00 AM	11:00 AM	10:00 AM	10:00 AM											11:00 AM	11:00 AM
	6	358	6	2											21	391
PM Peak Volume	6:00 PM	12:00 PM	2:00 PM	12:00 PM	6:00 PM	1:00 PM	1:00 PM								2:00 PM	12:00 PM
	9	348	7	1	1	1	1								28	375
<i>Comments:</i>																

LOCATION: 6. Malcolm Dixon Rd to Deer Valley Rd W													QC JOB #: 12004738		
SPECIFIC LOCATION: 0 ft from													DIRECTION: WB		
CITY/STATE: El Dorado Hills, CA													DATE: May 08 2014 - May 11 2014		
Start Time	Motor-cycles	Cars & Trailer	2 Axle Long	Buses	2 Axle 6 Tire	3 Axle Single	4 Axle Single	<5 Axle Double	5 Axle Double	>6 Axle Double	<6 Axle Multi	6 Axle Multi	>6 Axle Multi	Not Classified	Total
Grand Total	352	18728	678	9	90	6	0	10	1	0	1	0	0	924	20799
Percent	1.7%	90.0%	3.3%	0.0%	0.4%	0.0%	0.0%	0.0%	0.0%	0.0%	0.0%	0.0%	0.0%	4.4%	
ADT 5199															
<i>Comments:</i>															

Report generated on 5/30/2014 3:57 PM

SOURCE: Quality Counts, LLC (<http://www.qualitycounts.net>)



LOCATION: 6. Malcolm Dixon Rd to Deer Valley Rd W							QC JOB #: 12004738			
SPECIFIC LOCATION: 0 ft from							DIRECTION: EB/WB			
CITY/STATE: El Dorado Hills, CA							DATE: May 08 2014 - May 11 2014			
Start Time	Mon	Tue	Wed	Thu 08-May-14	Fri 09-May-14	Average Weekday Hourly Traffic	Sat 10-May-14	Sun 11-May-14	Average Week Hourly Traffic	Average Week Profile
12:00 AM				39	48	44	109	98	74	
1:00 AM				36	22	29	75	80	53	
2:00 AM				23	27	25	43	41	34	
3:00 AM				30	19	25	29	35	28	
4:00 AM				57	53	55	37	27	44	
5:00 AM				186	175	181	86	70	129	
6:00 AM				488	419	454	200	119	307	
7:00 AM				820	793	807	347	203	541	
8:00 AM				777	687	732	520	357	585	
9:00 AM				603	631	617	644	505	596	
10:00 AM				557	626	592	749	642	644	
11:00 AM				606	628	617	814	702	688	
12:00 PM				638	667	653	828	705	710	
1:00 PM				583	756	670	808	689	709	
2:00 PM				780	839	810	894	730	811	
3:00 PM				925	978	952	864	716	871	
4:00 PM				992	989	991	788	655	856	
5:00 PM				1049	1036	1043	767	636	872	
6:00 PM				786	779	783	608	515	672	
7:00 PM				510	529	520	487	519	511	
8:00 PM				411	489	450	419	408	432	
9:00 PM				312	375	344	402	284	343	
10:00 PM				188	291	240	295	177	238	
11:00 PM				81	164	123	198	75	130	
Day Total				11477	12020	11757	11011	8988	10878	
% Weekday Average				97.6%	102.2%					
% Week Average				105.5%	110.5%	108.1%	101.2%	82.6%		
AM Peak				7:00 AM	7:00 AM	7:00 AM	11:00 AM	11:00 AM	11:00 AM	
Volume				820	793	807	814	702	688	
PM Peak				5:00 PM	5:00 PM	5:00 PM	2:00 PM	2:00 PM	5:00 PM	
Volume				1049	1036	1043	894	730	872	
<i>Comments:</i>										

SUMMARY - Tube Count - Volume Data (Weekend)

LOCATION: 6. Malcolm Dixon Rd to Deer Valley Rd W SPECIFIC LOCATION: 0 ft from CITY/STATE: El Dorado Hills, CA				QC JOB #: 12004738 DIRECTION: EB/WB DATE: May 10 2014 - May 11 2014		
Start Time			Sat 10-May-14	Sun 11-May-14	Average Weekend Hourly Traffic	Average Weekend Profile
12:00 AM			109	98	104	
1:00 AM			75	80	78	
2:00 AM			43	41	42	
3:00 AM			29	35	32	
4:00 AM			37	27	32	
5:00 AM			86	70	78	
6:00 AM			200	119	160	
7:00 AM			347	203	275	
8:00 AM			520	357	439	
9:00 AM			644	505	575	
10:00 AM			749	642	696	
11:00 AM			814	702	758	
12:00 PM			828	705	767	
1:00 PM			808	689	749	
2:00 PM			894	730	812	
3:00 PM			864	716	790	
4:00 PM			788	655	722	
5:00 PM			767	636	702	
6:00 PM			608	515	562	
7:00 PM			487	519	503	
8:00 PM			419	408	414	
9:00 PM			402	284	343	
10:00 PM			295	177	236	
11:00 PM			198	75	137	
Day Total			11011	8988	10006	
% Weekday Average						
% Week Average			110.0%	89.8%		
AM Peak Volume			11:00 AM 814	11:00 AM 702	11:00 AM 758	
PM Peak Volume			2:00 PM 894	2:00 PM 730	2:00 PM 812	
<i>Comments:</i>						

LOCATION: 6. Malcolm Dixon Rd to Deer Valley Rd W SPECIFIC LOCATION: 0 ft from CITY/STATE: El Dorado Hills, CA														QC JOB #: 12004738 DIRECTION: EB/WB DATE: May 08 2014	
Start Time	Motor-cycles	Cars & Trailer	2 Axle Long	Buses	2 Axle 6 Tire	3 Axle Single	4 Axle Single	<5 Axle Double	5 Axle Double	>6 Axle Double	<6 Axle Multi	6 Axle Multi	>6 Axle Multi	Not Classified	Total
12:00 AM	0	37	1	0	0	0	0	0	0	0	0	0	0	1	39
1:00 AM	0	34	2	0	0	0	0	0	0	0	0	0	0	0	36
2:00 AM	0	20	0	0	0	0	0	0	0	0	0	0	0	3	23
3:00 AM	0	27	2	0	0	0	0	0	0	0	0	0	0	1	30
4:00 AM	0	53	2	0	0	0	0	0	0	0	0	0	0	2	57
5:00 AM	4	163	16	0	0	0	0	0	0	0	0	0	0	3	186
6:00 AM	13	404	47	0	6	0	0	0	0	0	0	0	0	18	488
7:00 AM	7	732	55	0	3	0	0	0	0	0	0	0	0	23	820
8:00 AM	9	683	52	1	7	0	0	1	0	0	0	0	0	24	777
9:00 AM	2	529	44	0	8	0	0	0	0	0	0	0	0	20	603
10:00 AM	8	495	27	0	8	0	0	1	0	0	0	0	0	18	557
11:00 AM	6	517	54	3	6	0	0	0	0	0	0	0	0	20	606
12:00 PM	3	562	45	0	4	0	0	1	0	0	0	0	0	23	638
1:00 PM	0	509	46	0	9	1	0	4	0	0	0	0	0	14	583
2:00 PM	2	689	63	2	7	0	0	1	0	0	0	0	0	16	780
3:00 PM	6	786	76	2	8	1	0	1	0	0	0	0	0	45	925
4:00 PM	2	845	102	0	2	0	0	0	0	0	0	0	0	41	992
5:00 PM	6	909	75	1	9	1	0	0	0	0	0	0	0	48	1049
6:00 PM	3	701	43	0	2	0	0	2	0	0	0	0	0	35	786
7:00 PM	1	461	34	0	1	0	0	0	0	0	0	0	0	13	510
8:00 PM	2	373	30	0	1	0	0	0	0	0	0	0	0	5	411
9:00 PM	1	278	25	0	4	0	0	1	0	0	0	0	0	3	312
10:00 PM	0	170	16	0	1	0	0	0	0	0	0	0	0	1	188
11:00 PM	0	70	6	0	1	0	0	0	0	0	0	0	0	4	81
Day Total	75	10047	863	9	87	3	0	12	0	0	0	0	0	381	11477
Percent	0.7%	87.5%	7.5%	0.1%	0.8%	0.0%	0.0%	0.1%	0.0%	0.0%	0.0%	0.0%	0.0%	3.3%	
ADT 11477															
AM Peak	6:00 AM	7:00 AM	7:00 AM	11:00 AM	9:00 AM			8:00 AM						8:00 AM	7:00 AM
Volume	13	732	55	3	8			1						24	820
PM Peak	3:00 PM	5:00 PM	4:00 PM	2:00 PM	1:00 PM	1:00 PM		1:00 PM						5:00 PM	5:00 PM
Volume	6	909	102	2	9	1		4						48	1049
<i>Comments:</i>															

LOCATION: 6. Malcolm Dixon Rd to Deer Valley Rd W
SPECIFIC LOCATION: 0 ft from
CITY/STATE: El Dorado Hills, CA

QC JOB #: 12004738
DIRECTION: EB/WB
DATE: May 09 2014

Start Time	Motor-cycles	Cars & Trailer	2 Axle Long	Buses	2 Axle 6 Tire	3 Axle Single	4 Axle Single	<5 Axle Double	5 Axle Double	>6 Axle Double	<6 Axle Multi	6 Axle Multi	>6 Axle Multi	Not Classified	Total
12:00 AM	0	37	6	0	1	0	0	1	0	0	0	0	0	3	48
1:00 AM	0	19	3	0	0	0	0	0	0	0	0	0	0	0	22
2:00 AM	0	24	2	0	1	0	0	0	0	0	0	0	0	0	27
3:00 AM	0	17	0	0	1	0	0	0	0	0	0	0	0	1	19
4:00 AM	2	47	3	0	1	0	0	0	0	0	0	0	0	0	53
5:00 AM	0	159	11	0	0	0	0	0	0	0	0	0	0	5	175
6:00 AM	5	352	41	0	9	0	0	0	0	0	0	0	0	12	419
7:00 AM	14	702	49	0	6	0	0	0	0	0	0	0	0	22	793
8:00 AM	5	540	78	5	36	0	0	3	0	0	0	0	0	20	687
9:00 AM	1	436	105	9	65	0	0	2	0	0	0	0	0	13	631
10:00 AM	5	451	101	9	36	0	0	4	1	0	1	0	0	18	626
11:00 AM	13	535	44	1	4	0	0	1	0	0	0	0	0	30	628
12:00 PM	7	589	33	2	12	0	0	1	0	0	0	0	0	23	667
1:00 PM	3	631	70	0	13	1	0	1	0	0	0	0	0	37	756
2:00 PM	5	729	65	0	6	0	0	1	0	0	0	0	0	33	839
3:00 PM	6	854	60	1	12	0	0	1	0	0	0	0	0	44	978
4:00 PM	7	830	94	0	7	0	0	0	0	0	1	0	0	50	989
5:00 PM	11	895	85	1	1	0	0	1	0	0	0	0	0	42	1036
6:00 PM	7	665	70	0	3	0	0	0	0	0	0	0	0	34	779
7:00 PM	3	462	38	1	1	0	0	1	0	0	0	0	0	23	529
8:00 PM	6	412	43	0	4	0	0	0	0	0	0	0	0	24	489
9:00 PM	7	331	19	0	7	0	0	1	0	0	0	0	0	10	375
10:00 PM	3	243	29	0	8	0	0	0	0	0	0	0	0	8	291
11:00 PM	1	137	22	0	2	0	0	0	0	0	0	0	0	2	164
Day Total	111	10097	1071	29	236	1	0	18	1	0	2	0	0	454	12020
Percent	0.9%	84.0%	8.9%	0.2%	2.0%	0.0%	0.0%	0.1%	0.0%	0.0%	0.0%	0.0%	0.0%	3.8%	
ADT 12020															
AM Peak	7:00 AM	7:00 AM	9:00 AM	9:00 AM	9:00 AM			10:00 AM	10:00 AM		10:00 AM			11:00 AM	7:00 AM
Volume	14	702	105	9	65			4	1		1			30	793
PM Peak	5:00 PM	5:00 PM	4:00 PM	12:00 PM	1:00 PM	1:00 PM		12:00 PM			4:00 PM			4:00 PM	5:00 PM
Volume	11	895	94	2	13	1		1			1			50	1036

Comments:

LOCATION: 6. Malcolm Dixon Rd to Deer Valley Rd W SPECIFIC LOCATION: 0 ft from CITY/STATE: El Dorado Hills, CA														QC JOB #: 12004738 DIRECTION: EB/WB DATE: May 10 2014	
Start Time	Motor-cycles	Cars & Trailer	2 Axle Long	Buses	2 Axle 6 Tire	3 Axle Single	4 Axle Single	<5 Axle Double	5 Axle Double	>6 Axle Double	<6 Axle Multi	6 Axle Multi	>6 Axle Multi	Not Classified	Total
12:00 AM	1	95	6	0	3	0	0	0	0	0	0	0	0	4	109
1:00 AM	2	64	5	0	1	0	0	0	0	0	0	0	0	3	75
2:00 AM	2	33	4	0	1	0	0	0	0	0	0	0	0	3	43
3:00 AM	0	26	3	0	0	0	0	0	0	0	0	0	0	0	29
4:00 AM	1	31	2	0	0	0	0	0	0	0	0	0	0	3	37
5:00 AM	0	76	8	0	0	0	0	0	0	0	0	0	0	2	86
6:00 AM	2	175	14	0	1	0	0	1	0	0	0	0	0	7	200
7:00 AM	3	294	32	0	2	0	0	0	0	0	0	0	0	16	347
8:00 AM	6	451	36	0	2	0	0	0	0	0	0	0	0	25	520
9:00 AM	6	553	47	1	5	0	0	0	0	0	0	0	0	32	644
10:00 AM	5	628	45	1	6	0	0	1	0	0	0	0	0	63	749
11:00 AM	5	708	35	1	5	0	0	0	0	0	0	0	0	60	814
12:00 PM	5	730	39	0	5	1	0	0	0	0	0	0	0	48	828
1:00 PM	7	717	41	1	0	0	0	0	0	0	0	0	0	42	808
2:00 PM	8	757	61	2	4	0	0	0	0	0	0	0	0	62	894
3:00 PM	8	756	51	0	5	0	0	1	0	0	0	0	0	43	864
4:00 PM	9	689	40	0	2	0	0	0	0	0	0	0	0	48	788
5:00 PM	12	673	41	0	5	0	0	1	0	0	0	0	0	35	767
6:00 PM	6	541	26	0	9	0	0	0	0	0	0	0	0	26	608
7:00 PM	10	437	27	1	6	0	0	1	0	0	0	0	0	5	487
8:00 PM	2	370	38	0	0	0	0	0	0	0	0	0	0	9	419
9:00 PM	0	359	29	0	5	0	0	0	0	0	0	0	0	9	402
10:00 PM	0	257	32	0	2	0	0	0	0	0	0	0	0	4	295
11:00 PM	0	180	10	0	2	0	0	0	0	0	0	0	0	6	198
Day Total	100	9600	672	7	71	1	0	5	0	0	0	0	0	555	11011
Percent	0.9%	87.2%	6.1%	0.1%	0.6%	0.0%	0.0%	0.0%	0.0%	0.0%	0.0%	0.0%	0.0%	5.0%	
ADT 11011															
AM Peak	8:00 AM	11:00 AM	9:00 AM	9:00 AM	10:00 AM			6:00 AM						10:00 AM	11:00 AM
Volume	6	708	47	1	6			1						63	814
PM Peak	5:00 PM	2:00 PM	2:00 PM	2:00 PM	6:00 PM	12:00 PM		3:00 PM						2:00 PM	2:00 PM
Volume	12	757	61	2	9	1		1						62	894
<i>Comments:</i>															

LOCATION: 6. Malcolm Dixon Rd to Deer Valley Rd W SPECIFIC LOCATION: 0 ft from CITY/STATE: El Dorado Hills, CA														QC JOB #: 12004738 DIRECTION: EB/WB DATE: May 11 2014	
Start Time	Motor-cycles	Cars & Trailer	2 Axle Long	Buses	2 Axle 6 Tire	3 Axle Single	4 Axle Single	<5 Axle Double	5 Axle Double	>6 Axle Double	<6 Axle Multi	6 Axle Multi	>6 Axle Multi	Not Classified	Total
12:00 AM	1	87	4	0	2	0	0	0	0	0	0	0	0	4	98
1:00 AM	1	68	9	0	1	0	0	0	0	0	0	0	0	1	80
2:00 AM	1	33	3	0	0	0	0	0	0	0	0	0	0	4	41
3:00 AM	2	30	1	0	1	0	0	0	0	0	0	0	0	1	35
4:00 AM	0	24	1	0	0	0	0	0	0	0	0	0	0	2	27
5:00 AM	2	62	1	0	0	0	0	0	0	0	0	0	0	5	70
6:00 AM	1	106	8	0	0	0	0	0	0	0	0	0	0	4	119
7:00 AM	2	180	15	0	0	0	0	0	0	0	0	0	0	6	203
8:00 AM	5	314	21	0	0	0	0	0	0	0	0	0	0	17	357
9:00 AM	5	466	18	0	1	0	0	0	0	0	0	0	0	15	505
10:00 AM	6	568	33	0	3	0	0	0	0	0	0	0	0	32	642
11:00 AM	5	626	35	0	2	0	0	0	0	0	0	0	0	34	702
12:00 PM	8	642	16	1	3	0	0	0	0	0	0	0	0	35	705
1:00 PM	6	622	21	0	1	1	0	1	0	0	0	0	0	37	689
2:00 PM	9	643	33	0	1	1	0	0	0	0	0	0	0	43	730
3:00 PM	4	663	28	0	0	0	0	1	0	0	0	0	0	20	716
4:00 PM	8	586	27	1	2	0	0	0	0	0	0	0	0	31	655
5:00 PM	8	578	21	0	1	0	0	0	0	0	0	0	0	28	636
6:00 PM	10	464	22	0	1	0	0	0	0	0	0	0	0	18	515
7:00 PM	5	472	30	0	1	0	0	0	0	0	0	0	0	11	519
8:00 PM	6	369	18	0	3	0	0	0	0	0	0	0	0	12	408
9:00 PM	1	256	21	0	3	0	0	0	0	0	0	0	0	3	284
10:00 PM	2	151	13	0	3	0	0	0	0	0	0	0	0	8	177
11:00 PM	0	66	3	0	1	0	0	0	0	0	0	0	0	5	75
Day Total	98	8076	402	2	30	2	0	2	0	0	0	0	0	376	8988
Percent	1.1%	89.9%	4.5%	0.0%	0.3%	0.0%	0.0%	0.0%	0.0%	0.0%	0.0%	0.0%	0.0%	4.2%	
ADT 8988															
AM Peak Volume	10:00 AM	11:00 AM	11:00 AM		10:00 AM									11:00 AM	11:00 AM
	6	626	35		3									34	702
PM Peak Volume	6:00 PM	3:00 PM	2:00 PM	12:00 PM	12:00 PM	1:00 PM		1:00 PM						2:00 PM	2:00 PM
	10	663	33	1	3	1		1						43	730
<i>Comments:</i>															

LOCATION: 6. Malcolm Dixon Rd to Deer Valley Rd W													QC JOB #: 12004738		
SPECIFIC LOCATION: 0 ft from													DIRECTION: EB/WB		
CITY/STATE: El Dorado Hills, CA													DATE: May 08 2014 - May 11 2014		
Start Time	Motor-cycles	Cars & Trailer	2 Axle Long	Buses	2 Axle 6 Tire	3 Axle Single	4 Axle Single	<5 Axle Double	5 Axle Double	>6 Axle Double	<6 Axle Multi	6 Axle Multi	>6 Axle Multi	Not Classified	Total
Grand Total	384	37820	3008	47	424	7	0	37	1	0	2	0	0	1766	43496
Percent	0.9%	87.0%	6.9%	0.1%	1.0%	0.0%	0.0%	0.1%	0.0%	0.0%	0.0%	0.0%	0.0%	4.1%	
ADT 10874															
<i>Comments:</i>															

Report generated on 5/30/2014 3:57 PM

SOURCE: Quality Counts, LLC (<http://www.qualitycounts.net>)



LOCATION: 6. Malcolm Dixon Rd to Deer Valley Rd W SPECIFIC LOCATION: 0 ft from CITY/STATE: El Dorado Hills, CA										QC JOB #: 12004738 DIRECTION: EB DATE: May 08 2014 - May 11 2014	
Start Time	Mon	Tue	Wed	Thu 08-May-14	Fri 09-May-14	Average Weekday Hourly Traffic	Sat 10-May-14	Sun 11-May-14	Average Week Hourly Traffic	Average Week Profile	
12:00 AM				32	38	35	82	54	52		
1:00 AM				19	13	16	55	58	36		
2:00 AM				13	15	14	17	25	18		
3:00 AM				11	7	9	12	14	11		
4:00 AM				9	8	9	14	11	11		
5:00 AM				26	29	28	18	15	22		
6:00 AM				106	104	105	69	39	80		
7:00 AM				239	242	241	121	79	170		
8:00 AM				305	272	289	201	135	228		
9:00 AM				232	222	227	265	236	239		
10:00 AM				203	262	233	336	305	277		
11:00 AM				309	298	304	397	311	329		
12:00 PM				324	340	332	416	330	353		
1:00 PM				306	435	371	402	349	373		
2:00 PM				447	462	455	495	414	455		
3:00 PM				579	562	571	504	402	512		
4:00 PM				621	605	613	445	367	510		
5:00 PM				664	655	660	448	338	526		
6:00 PM				483	461	472	333	293	393		
7:00 PM				322	318	320	289	310	310		
8:00 PM				307	326	317	268	243	286		
9:00 PM				229	244	237	285	169	232		
10:00 PM				147	207	177	201	119	169		
11:00 PM				51	128	90	122	49	88		
Day Total				5984	6253	6125	5795	4665	5680		
% Weekday Average				97.7%	102.1%						
% Week Average				105.4%	110.1%	107.8%	102.0%	82.1%			
AM Peak Volume				11:00 AM 309	11:00 AM 298	11:00 AM 304	11:00 AM 397	11:00 AM 311	11:00 AM 329		
PM Peak Volume				5:00 PM 664	5:00 PM 655	5:00 PM 660	3:00 PM 504	2:00 PM 414	5:00 PM 526		
<i>Comments:</i>											

SUMMARY - Tube Count - Volume Data (Weekend)

LOCATION: 6. Malcolm Dixon Rd to Deer Valley Rd W SPECIFIC LOCATION: 0 ft from CITY/STATE: El Dorado Hills, CA				QC JOB #: 12004738 DIRECTION: EB DATE: May 10 2014 - May 11 2014		
Start Time			Sat 10-May-14	Sun 11-May-14	Average Weekend Hourly Traffic	Average Weekend Profile
12:00 AM			82	54	68	
1:00 AM			55	58	57	
2:00 AM			17	25	21	
3:00 AM			12	14	13	
4:00 AM			14	11	13	
5:00 AM			18	15	17	
6:00 AM			69	39	54	
7:00 AM			121	79	100	
8:00 AM			201	135	168	
9:00 AM			265	236	251	
10:00 AM			336	305	321	
11:00 AM			397	311	354	
12:00 PM			416	330	373	
1:00 PM			402	349	376	
2:00 PM			495	414	455	
3:00 PM			504	402	453	
4:00 PM			445	367	406	
5:00 PM			448	338	393	
6:00 PM			333	293	313	
7:00 PM			289	310	300	
8:00 PM			268	243	256	
9:00 PM			285	169	227	
10:00 PM			201	119	160	
11:00 PM			122	49	86	
Day Total			5795	4665	5235	
% Weekday Average						
% Week Average			110.7%	89.1%		
AM Peak Volume			11:00 AM 397	11:00 AM 311	11:00 AM 354	
PM Peak Volume			3:00 PM 504	2:00 PM 414	2:00 PM 455	
<i>Comments:</i>						

LOCATION: 6. Malcolm Dixon Rd to Deer Valley Rd W SPECIFIC LOCATION: 0 ft from CITY/STATE: El Dorado Hills, CA														QC JOB #: 12004738 DIRECTION: EB DATE: May 08 2014	
Start Time	Motor-cycles	Cars & Trailer	2 Axle Long	Buses	2 Axle 6 Tire	3 Axle Single	4 Axle Single	<5 Axle Double	5 Axle Double	>6 Axle Double	<6 Axle Multi	6 Axle Multi	>6 Axle Multi	Not Classified	Total
12:00 AM	0	31	1	0	0	0	0	0	0	0	0	0	0	0	32
1:00 AM	0	17	2	0	0	0	0	0	0	0	0	0	0	0	19
2:00 AM	0	12	0	0	0	0	0	0	0	0	0	0	0	1	13
3:00 AM	0	8	2	0	0	0	0	0	0	0	0	0	0	1	11
4:00 AM	0	9	0	0	0	0	0	0	0	0	0	0	0	0	9
5:00 AM	0	24	2	0	0	0	0	0	0	0	0	0	0	0	26
6:00 AM	1	78	19	0	2	0	0	0	0	0	0	0	0	6	106
7:00 AM	0	198	25	0	2	0	0	0	0	0	0	0	0	14	239
8:00 AM	1	250	36	1	3	0	0	1	0	0	0	0	0	13	305
9:00 AM	0	190	28	0	6	0	0	0	0	0	0	0	0	8	232
10:00 AM	0	174	16	0	5	0	0	0	0	0	0	0	0	8	203
11:00 AM	0	247	42	3	6	0	0	0	0	0	0	0	0	11	309
12:00 PM	0	283	29	0	1	0	0	1	0	0	0	0	0	10	324
1:00 PM	0	258	34	0	2	0	0	3	0	0	0	0	0	9	306
2:00 PM	1	377	54	2	4	0	0	0	0	0	0	0	0	9	447
3:00 PM	1	478	66	2	6	0	0	1	0	0	0	0	0	25	579
4:00 PM	0	514	82	0	2	0	0	0	0	0	0	0	0	23	621
5:00 PM	2	565	66	1	7	1	0	0	0	0	0	0	0	22	664
6:00 PM	0	428	35	0	1	0	0	2	0	0	0	0	0	17	483
7:00 PM	1	291	24	0	1	0	0	0	0	0	0	0	0	5	322
8:00 PM	0	276	27	0	1	0	0	0	0	0	0	0	0	3	307
9:00 PM	0	201	23	0	4	0	0	0	0	0	0	0	0	1	229
10:00 PM	0	131	15	0	0	0	0	0	0	0	0	0	0	1	147
11:00 PM	0	43	5	0	1	0	0	0	0	0	0	0	0	2	51
Day Total	7	5083	633	9	54	1	0	8	0	0	0	0	0	189	5984
Percent	0.1%	84.9%	10.6%	0.2%	0.9%	0.0%	0.0%	0.1%	0.0%	0.0%	0.0%	0.0%	0.0%	3.2%	
ADT 5984															
AM Peak	6:00 AM	8:00 AM	11:00 AM	11:00 AM	9:00 AM			8:00 AM						7:00 AM	11:00 AM
Volume	1	250	42	3	6			1						14	309
PM Peak	5:00 PM	5:00 PM	4:00 PM	2:00 PM	5:00 PM	5:00 PM		1:00 PM						3:00 PM	5:00 PM
Volume	2	565	82	2	7	1		3						25	664
<i>Comments:</i>															

LOCATION: 6. Malcolm Dixon Rd to Deer Valley Rd W SPECIFIC LOCATION: 0 ft from CITY/STATE: El Dorado Hills, CA														QC JOB #: 12004738 DIRECTION: EB DATE: May 09 2014	
Start Time	Motor-cycles	Cars & Trailer	2 Axle Long	Buses	2 Axle 6 Tire	3 Axle Single	4 Axle Single	<5 Axle Double	5 Axle Double	>6 Axle Double	<6 Axle Multi	6 Axle Multi	>6 Axle Multi	Not Classified	Total
12:00 AM	0	30	6	0	1	0	0	0	0	0	0	0	0	1	38
1:00 AM	0	10	3	0	0	0	0	0	0	0	0	0	0	0	13
2:00 AM	0	12	2	0	1	0	0	0	0	0	0	0	0	0	15
3:00 AM	0	5	0	0	1	0	0	0	0	0	0	0	0	1	7
4:00 AM	0	6	2	0	0	0	0	0	0	0	0	0	0	0	8
5:00 AM	0	27	2	0	0	0	0	0	0	0	0	0	0	0	29
6:00 AM	0	72	23	0	5	0	0	0	0	0	0	0	0	4	104
7:00 AM	1	193	29	0	6	0	0	0	0	0	0	0	0	13	242
8:00 AM	0	163	55	5	34	0	0	3	0	0	0	0	0	12	272
9:00 AM	0	85	61	8	61	0	0	1	0	0	0	0	0	6	222
10:00 AM	1	130	71	9	35	0	0	4	0	0	1	0	0	11	262
11:00 AM	0	246	37	1	3	0	0	0	0	0	0	0	0	11	298
12:00 PM	0	297	24	1	8	0	0	1	0	0	0	0	0	9	340
1:00 PM	1	358	49	0	7	0	0	1	0	0	0	0	0	19	435
2:00 PM	1	391	50	0	3	0	0	1	0	0	0	0	0	16	462
3:00 PM	0	481	50	1	9	0	0	0	0	0	0	0	0	21	562
4:00 PM	1	493	83	0	4	0	0	0	0	0	0	0	0	24	605
5:00 PM	1	552	79	0	0	0	0	1	0	0	0	0	0	22	655
6:00 PM	1	381	61	0	2	0	0	0	0	0	0	0	0	16	461
7:00 PM	0	274	34	0	1	0	0	0	0	0	0	0	0	9	318
8:00 PM	1	266	40	0	4	0	0	0	0	0	0	0	0	15	326
9:00 PM	0	215	18	0	7	0	0	1	0	0	0	0	0	3	244
10:00 PM	0	169	25	0	8	0	0	0	0	0	0	0	0	5	207
11:00 PM	0	107	18	0	2	0	0	0	0	0	0	0	0	1	128
Day Total	8	4963	822	25	202	0	0	13	0	0	1	0	0	219	6253
Percent	0.1%	79.4%	13.1%	0.4%	3.2%	0.0%	0.0%	0.2%	0.0%	0.0%	0.0%	0.0%	0.0%	3.5%	
ADT 6253															
AM Peak	7:00 AM	11:00 AM	10:00 AM	10:00 AM	9:00 AM			10:00 AM			10:00 AM			7:00 AM	11:00 AM
Volume	1	246	71	9	61			4			1			13	298
PM Peak	1:00 PM	5:00 PM	4:00 PM	12:00 PM	3:00 PM			12:00 PM						4:00 PM	5:00 PM
Volume	1	552	83	1	9			1						24	655
<i>Comments:</i>															

LOCATION: 6. Malcolm Dixon Rd to Deer Valley Rd W SPECIFIC LOCATION: 0 ft from CITY/STATE: El Dorado Hills, CA														QC JOB #: 12004738 DIRECTION: EB DATE: May 10 2014		
Start Time	Motor-cycles	Cars & Trailer	2 Axle Long	Buses	2 Axle 6 Tire	3 Axle Single	4 Axle Single	<5 Axle Double	5 Axle Double	>6 Axle Double	<6 Axle Multi	6 Axle Multi	>6 Axle Multi	Not Classified	Total	
12:00 AM	0	71	6	0	3	0	0	0	0	0	0	0	0	2	82	
1:00 AM	0	47	5	0	1	0	0	0	0	0	0	0	0	2	55	
2:00 AM	0	12	3	0	1	0	0	0	0	0	0	0	0	1	17	
3:00 AM	0	10	2	0	0	0	0	0	0	0	0	0	0	0	12	
4:00 AM	0	10	2	0	0	0	0	0	0	0	0	0	0	2	14	
5:00 AM	0	14	4	0	0	0	0	0	0	0	0	0	0	0	18	
6:00 AM	0	56	8	0	1	0	0	1	0	0	0	0	0	3	69	
7:00 AM	0	92	22	0	2	0	0	0	0	0	0	0	0	5	121	
8:00 AM	2	165	22	0	1	0	0	0	0	0	0	0	0	11	201	
9:00 AM	0	218	33	0	2	0	0	0	0	0	0	0	0	12	265	
10:00 AM	1	264	33	1	3	0	0	1	0	0	0	0	0	33	336	
11:00 AM	2	328	27	1	4	0	0	0	0	0	0	0	0	35	397	
12:00 PM	1	355	31	0	2	0	0	0	0	0	0	0	0	27	416	
1:00 PM	0	348	32	1	0	0	0	0	0	0	0	0	0	21	402	
2:00 PM	2	424	44	0	1	0	0	0	0	0	0	0	0	24	495	
3:00 PM	0	441	37	0	5	0	0	1	0	0	0	0	0	20	504	
4:00 PM	1	385	35	0	1	0	0	0	0	0	0	0	0	23	445	
5:00 PM	2	386	37	0	4	0	0	1	0	0	0	0	0	18	448	
6:00 PM	0	289	26	0	8	0	0	0	0	0	0	0	0	10	333	
7:00 PM	0	261	21	1	5	0	0	1	0	0	0	0	0	0	289	
8:00 PM	0	226	36	0	0	0	0	0	0	0	0	0	0	6	268	
9:00 PM	0	247	27	0	5	0	0	0	0	0	0	0	0	6	285	
10:00 PM	0	167	29	0	2	0	0	0	0	0	0	0	0	3	201	
11:00 PM	0	110	8	0	2	0	0	0	0	0	0	0	0	2	122	
Day Total	11	4926	530	4	53	0	0	5	0	0	0	0	0	266	5795	
Percent	0.2%	85.0%	9.1%	0.1%	0.9%	0.0%	0.0%	0.1%	0.0%	0.0%	0.0%	0.0%	0.0%	4.6%		
ADT 5795																
AM Peak	8:00 AM	11:00 AM	9:00 AM	10:00 AM	11:00 AM							6:00 AM			11:00 AM	11:00 AM
Volume	2	328	33	1	4							1			35	397
PM Peak	2:00 PM	3:00 PM	2:00 PM	1:00 PM	6:00 PM							3:00 PM			12:00 PM	3:00 PM
Volume	2	441	44	1	8							1			27	504
<i>Comments:</i>																

LOCATION: 6. Malcolm Dixon Rd to Deer Valley Rd W SPECIFIC LOCATION: 0 ft from CITY/STATE: El Dorado Hills, CA														QC JOB #: 12004738 DIRECTION: EB DATE: May 11 2014	
Start Time	Motor-cycles	Cars & Trailer	2 Axle Long	Buses	2 Axle 6 Tire	3 Axle Single	4 Axle Single	<5 Axle Double	5 Axle Double	>6 Axle Double	<6 Axle Multi	6 Axle Multi	>6 Axle Multi	Not Classified	Total
12:00 AM	0	48	3	0	2	0	0	0	0	0	0	0	0	1	54
1:00 AM	0	48	8	0	1	0	0	0	0	0	0	0	0	1	58
2:00 AM	0	19	3	0	0	0	0	0	0	0	0	0	0	3	25
3:00 AM	0	11	1	0	1	0	0	0	0	0	0	0	0	1	14
4:00 AM	0	10	1	0	0	0	0	0	0	0	0	0	0	0	11
5:00 AM	0	14	1	0	0	0	0	0	0	0	0	0	0	0	15
6:00 AM	0	31	7	0	0	0	0	0	0	0	0	0	0	1	39
7:00 AM	0	64	13	0	0	0	0	0	0	0	0	0	0	2	79
8:00 AM	0	113	17	0	0	0	0	0	0	0	0	0	0	5	135
9:00 AM	0	212	16	0	1	0	0	0	0	0	0	0	0	7	236
10:00 AM	0	263	27	0	1	0	0	0	0	0	0	0	0	14	305
11:00 AM	0	268	29	0	1	0	0	0	0	0	0	0	0	13	311
12:00 PM	2	294	14	0	3	0	0	0	0	0	0	0	0	17	330
1:00 PM	1	313	16	0	1	0	0	0	0	0	0	0	0	18	349
2:00 PM	2	370	26	0	1	0	0	0	0	0	0	0	0	15	414
3:00 PM	0	371	21	0	0	0	0	1	0	0	0	0	0	9	402
4:00 PM	0	323	24	0	2	0	0	0	0	0	0	0	0	18	367
5:00 PM	0	303	20	0	1	0	0	0	0	0	0	0	0	14	338
6:00 PM	1	259	21	0	0	0	0	0	0	0	0	0	0	12	293
7:00 PM	0	276	27	0	1	0	0	0	0	0	0	0	0	6	310
8:00 PM	0	222	16	0	2	0	0	0	0	0	0	0	0	3	243
9:00 PM	0	147	19	0	3	0	0	0	0	0	0	0	0	0	169
10:00 PM	0	100	12	0	3	0	0	0	0	0	0	0	0	4	119
11:00 PM	0	41	3	0	1	0	0	0	0	0	0	0	0	4	49
Day Total	6	4120	345	0	25	0	0	1	0	0	0	0	0	168	4665
Percent	0.1%	88.3%	7.4%	0.0%	0.5%	0.0%	0.0%	0.0%	0.0%	0.0%	0.0%	0.0%	0.0%	3.6%	
ADT 4665															
AM Peak Volume	11:00 AM		11:00 AM		12:00 AM								10:00 AM		11:00 AM
	268		29		2								14		311
PM Peak Volume	12:00 PM	3:00 PM	7:00 PM		12:00 PM		3:00 PM						1:00 PM		2:00 PM
	2	371	27		3		1						18		414
<i>Comments:</i>															

LOCATION: 6. Malcolm Dixon Rd to Deer Valley Rd W													QC JOB #: 12004738		
SPECIFIC LOCATION: 0 ft from													DIRECTION: EB		
CITY/STATE: El Dorado Hills, CA													DATE: May 08 2014 - May 11 2014		
Start Time	Motor-cycles	Cars & Trailer	2 Axle Long	Buses	2 Axle 6 Tire	3 Axle Single	4 Axle Single	<5 Axle Double	5 Axle Double	>6 Axle Double	<6 Axle Multi	6 Axle Multi	>6 Axle Multi	Not Classified	Total
Grand Total	32	19092	2330	38	334	1	0	27	0	0	1	0	0	842	22697
Percent	0.1%	84.1%	10.3%	0.2%	1.5%	0.0%	0.0%	0.1%	0.0%	0.0%	0.0%	0.0%	0.0%	3.7%	
ADT 5674															
<i>Comments:</i>															

Report generated on 5/30/2014 3:57 PM

SOURCE: Quality Counts, LLC (<http://www.qualitycounts.net>)



LOCATION: 6. Malcolm Dixon Rd to Deer Valley Rd W SPECIFIC LOCATION: 0 ft from CITY/STATE: El Dorado Hills, CA															QC JOB #: 12004738 DIRECTION: WB DATE: May 03 2014		
Start Time	15	20	25	30	35	40	45	50	55	60	65	70	75	999	Total	Pace Speed	Number in Pace
12:00 AM	1	0	0	0	0	0	0	3	5	0	0	0	0	0	9	46-55	8
12:15 AM	0	0	0	0	0	1	2	2	0	0	0	0	0	0	5	41-50	4
12:30 AM	3	0	0	0	0	0	1	2	0	0	0	0	0	0	6	41-50	3
12:45 AM	2	0	0	0	0	0	0	2	2	0	0	0	0	0	6	46-55	4
1:00 AM	0	0	0	0	0	0	2	4	1	0	0	0	0	0	7	41-50	6
1:15 AM	1	0	0	0	0	0	1	2	3	0	0	0	0	0	7	48-57	4
1:30 AM	0	0	0	0	0	0	0	1	0	0	0	0	0	0	1	41-50	1
1:45 AM	1	0	0	0	0	0	1	1	1	0	0	0	0	0	4	46-55	2
2:00 AM	0	0	0	0	0	0	0	0	0	0	0	0	0	0	0	1-10	0
2:15 AM	0	0	0	0	0	0	1	1	0	0	0	0	0	0	2	41-50	2
2:30 AM	0	0	0	0	0	0	1	0	0	0	0	0	0	0	1	36-45	1
2:45 AM	1	0	0	0	0	0	1	2	0	0	0	0	0	0	4	41-50	3
3:00 AM	1	0	0	0	0	0	0	1	0	0	0	0	0	0	2	41-50	1
3:15 AM	3	0	0	0	0	0	0	1	0	0	0	0	0	0	4	6-15	2
3:30 AM	0	0	0	0	0	0	1	2	1	0	0	0	0	0	4	46-55	3
3:45 AM	2	0	0	0	0	0	0	5	1	0	0	0	0	0	8	46-55	5
4:00 AM	0	0	0	0	0	0	1	0	0	0	0	0	0	0	1	36-45	1
4:15 AM	1	0	0	0	0	0	0	3	0	0	0	0	0	0	4	41-50	3
4:30 AM	2	0	0	0	0	0	0	6	2	0	0	0	0	0	10	46-55	8
4:45 AM	3	0	0	0	0	0	0	1	0	0	0	0	0	0	4	6-15	2
5:00 AM	2	0	0	0	0	0	3	6	0	0	0	0	0	0	11	42-51	8
5:15 AM	7	0	0	0	0	0	1	1	3	0	0	0	0	0	12	7-16	4
5:30 AM	3	0	0	0	0	0	3	11	1	0	0	0	0	0	18	43-52	13
5:45 AM	3	0	0	0	0	0	2	6	2	1	0	0	0	0	14	41-50	8
Day Total																	
Percent																	
AM Peak																	
Volume																	
PM Peak																	
Volume																	
Comments:																	

LOCATION: 6. Malcolm Dixon Rd to Deer Valley Rd W SPECIFIC LOCATION: 0 ft from CITY/STATE: El Dorado Hills, CA															QC JOB #: 12004738 DIRECTION: WB DATE: May 03 2014		
Start Time	1 15	16 20	21 25	26 30	31 35	36 40	41 45	46 50	51 55	56 60	61 65	66 70	71 75	76 999	Total	Pace Speed	Number in Pace
6:00 AM	6	0	0	0	0	0	1	10	6	0	0	0	0	0	23	46-55	15
6:15 AM	2	0	0	0	0	1	3	19	3	0	0	0	0	0	28	46-55	22
6:30 AM	5	0	0	0	0	1	4	23	4	0	0	0	0	0	37	41-50	27
6:45 AM	7	0	0	0	1	0	9	19	2	0	0	0	0	0	38	41-50	27
7:00 AM	5	0	0	0	0	1	12	31	5	0	0	0	0	0	54	41-50	43
7:15 AM	9	0	0	0	0	0	16	28	5	0	0	0	0	0	58	41-50	43
7:30 AM	5	0	0	0	0	1	15	24	3	0	0	0	0	0	48	41-50	38
7:45 AM	4	0	0	0	0	1	27	42	1	0	0	0	0	0	75	41-50	69
8:00 AM	6	0	0	0	0	3	20	29	1	0	0	0	0	0	59	41-50	48
8:15 AM	6	0	0	0	0	0	36	39	7	0	0	0	0	0	88	41-50	75
8:30 AM	8	0	0	0	3	2	14	59	3	1	0	0	0	0	90	41-50	73
8:45 AM	5	1	0	0	0	1	20	41	5	0	0	0	0	0	73	41-50	61
9:00 AM	10	0	0	0	1	1	35	51	5	0	0	0	0	0	103	41-50	85
9:15 AM	5	0	0	0	0	1	11	62	11	0	0	0	0	0	90	41-50	73
9:30 AM	17	0	0	0	0	2	29	58	5	0	0	0	0	0	111	41-50	86
9:45 AM	9	0	0	0	0	0	19	58	10	0	0	0	0	0	96	41-50	77
10:00 AM	11	0	0	0	0	1	23	55	8	1	0	0	0	0	99	41-50	78
10:15 AM	7	0	0	0	0	0	37	74	5	0	0	0	0	0	123	41-50	111
10:30 AM	9	0	0	0	0	0	15	68	16	0	0	0	0	0	108	46-55	83
10:45 AM	10	0	0	0	0	0	24	47	17	1	0	0	0	0	99	41-50	71
11:00 AM	3	0	0	0	0	3	19	60	14	0	0	0	0	0	99	41-50	79
11:15 AM	11	0	0	0	0	0	22	59	15	0	0	0	0	0	107	41-50	81
11:30 AM	6	0	0	0	0	1	14	58	25	1	0	0	0	0	105	46-55	83
11:45 AM	8	0	0	0	0	0	20	57	14	1	0	0	0	0	100	41-50	77
Day Total																	
Percent																	
AM Peak																	
Volume																	
PM Peak																	
Volume																	
Comments:																	

LOCATION: 6. Malcolm Dixon Rd to Deer Valley Rd W SPECIFIC LOCATION: 0 ft from CITY/STATE: El Dorado Hills, CA															QC JOB #: 12004738 DIRECTION: WB DATE: May 03 2014		
Start Time	1 15	16 20	21 25	26 30	31 35	36 40	41 45	46 50	51 55	56 60	61 65	66 70	71 75	76 999	Total	Pace Speed	Number in Pace
12:00 PM	7	0	0	1	0	0	16	43	19	2	0	0	0	0	88	46-55	61
12:15 PM	12	0	0	0	0	1	19	72	19	0	0	0	0	0	123	46-55	91
12:30 PM	6	0	0	0	0	0	12	48	24	0	0	0	0	0	90	46-55	72
12:45 PM	9	0	0	0	0	1	14	55	24	1	0	0	0	0	104	46-55	79
1:00 PM	7	0	0	0	0	0	15	56	13	0	0	0	0	0	91	41-50	71
1:15 PM	16	0	0	0	0	0	11	54	14	0	0	0	0	0	95	46-55	68
1:30 PM	6	0	0	0	0	0	8	58	15	2	0	0	0	0	89	46-55	73
1:45 PM	16	0	0	0	0	0	7	57	20	0	0	0	0	1	101	46-55	77
2:00 PM	10	0	0	0	0	1	10	49	19	0	0	0	0	0	89	46-55	68
2:15 PM	9	0	0	0	0	3	9	42	21	0	0	0	0	0	84	46-55	63
2:30 PM	12	0	0	0	0	0	11	42	26	1	0	0	0	0	92	46-55	68
2:45 PM	11	0	0	0	0	0	11	57	22	0	0	0	0	0	101	46-55	79
3:00 PM	8	0	0	0	0	1	12	41	11	0	0	0	0	0	73	41-50	53
3:15 PM	11	0	0	0	0	0	14	43	31	2	0	0	0	0	101	46-55	74
3:30 PM	7	0	0	0	0	0	9	51	26	0	0	0	0	0	93	46-55	76
3:45 PM	7	0	0	0	0	1	19	65	27	0	0	0	0	0	119	46-55	92
4:00 PM	16	0	0	0	1	5	73	67	7	0	0	0	0	1	170	41-50	140
4:15 PM	12	0	0	0	0	1	14	55	21	0	0	0	0	0	103	46-55	75
4:30 PM	10	0	0	0	0	0	9	48	23	1	0	0	0	0	91	46-55	70
4:45 PM	11	0	0	0	0	2	8	45	34	1	0	0	0	0	101	46-55	79
5:00 PM	8	0	0	0	1	0	15	58	11	0	0	0	0	0	93	41-50	73
5:15 PM	11	0	0	0	0	1	11	57	13	0	0	0	0	0	93	46-55	69
5:30 PM	8	0	0	0	0	0	10	37	17	2	0	0	0	1	75	46-55	54
5:45 PM	12	0	0	0	1	1	9	46	31	0	0	0	0	0	100	46-55	76
Day Total																	
Percent																	
AM Peak																	
Volume																	
PM Peak																	
Volume																	
Comments:																	

LOCATION: 6. Malcolm Dixon Rd to Deer Valley Rd W															QC JOB #: 12004738			
SPECIFIC LOCATION: 0 ft from															DIRECTION: WB			
CITY/STATE: El Dorado Hills, CA															DATE: May 03 2014			
Start Time	15	16	21	26	31	36	41	46	51	56	61	66	71	76	Total	Pace Speed	Number in Pace	
	15	20	25	30	35	40	45	50	55	60	65	70	75	999				
6:00 PM	10	0	0	0	0	2	2	31	26	0	0	0	0	0	71	46-55	57	
6:15 PM	9	0	0	0	0	0	5	30	18	2	0	0	0	0	64	46-55	47	
6:30 PM	4	0	0	0	0	0	4	26	13	0	0	0	0	0	47	46-55	38	
6:45 PM	5	0	0	0	0	1	2	25	22	0	0	0	0	0	55	46-55	47	
7:00 PM	7	0	0	0	0	1	6	27	10	0	0	0	0	0	51	46-55	37	
7:15 PM	2	0	0	0	0	0	2	30	15	1	0	0	0	0	50	46-55	45	
7:30 PM	5	0	0	0	0	3	7	38	5	0	0	0	0	0	58	41-50	45	
7:45 PM	4	0	0	1	0	2	6	28	13	0	0	0	0	0	54	46-55	40	
8:00 PM	6	0	0	0	0	1	5	30	3	0	0	0	0	0	45	41-50	35	
8:15 PM	5	0	0	0	0	1	3	19	7	0	0	0	0	0	35	46-55	25	
8:30 PM	4	0	0	0	0	3	10	20	0	0	0	0	0	0	37	41-50	30	
8:45 PM	5	0	0	0	0	0	6	16	7	0	0	0	0	0	34	46-55	22	
9:00 PM	2	0	0	0	0	0	3	17	12	0	0	0	0	0	34	46-55	28	
9:15 PM	9	0	0	0	0	0	2	12	4	0	0	0	0	0	27	46-55	16	
9:30 PM	1	0	0	0	0	1	4	13	3	1	0	0	0	0	23	41-50	17	
9:45 PM	2	0	0	0	0	0	2	19	4	0	0	0	0	0	27	46-55	22	
10:00 PM	2	0	0	0	0	1	8	12	2	0	0	0	0	0	25	41-50	19	
10:15 PM	1	0	0	0	0	0	3	14	4	0	0	0	0	0	22	46-55	17	
10:30 PM	4	0	0	0	0	0	0	7	6	0	0	0	0	0	17	46-55	12	
10:45 PM	4	0	0	0	0	0	3	17	3	0	0	0	0	0	27	46-55	20	
11:00 PM	1	0	0	0	0	0	5	8	1	0	0	0	0	0	15	41-50	13	
11:15 PM	2	0	0	0	0	0	2	9	2	0	0	0	0	0	15	41-50	11	
11:30 PM	0	0	0	0	0	0	2	4	6	0	0	0	0	0	12	47-56	9	
11:45 PM	1	0	0	0	0	0	1	8	3	0	0	0	0	0	13	46-55	11	
Day Total	547	1	0	2	8	55	905	2840	889	22	0	0	0	3	5272	41-50	3745	
Percent	10.4%	0.0%	0.0%	0.0%	0.2%	1.0%	17.2%	53.9%	16.9%	0.4%	0.0%	0.0%	0.0%	0.1%				
ADT 5272																		
AM Peak Volume	9:30 AM	8:45 AM			8:30 AM	8:00 AM	10:15 AM	10:15 AM	11:30 AM	5:45 AM					10:15 AM			
	17	1			3	3	37	74	25	1					123			
PM Peak Volume	1:15 PM			12:00 PM	4:00 PM	4:00 PM	4:00 PM	12:15 PM	4:45 PM	12:00 PM			1:45 PM		4:00 PM			
	16			1	1	5	73	72	34	2			1		170			
<i>Comments:</i>																		

LOCATION: 6. Malcolm Dixon Rd to Deer Valley Rd W SPECIFIC LOCATION: 0 ft from CITY/STATE: El Dorado Hills, CA															QC JOB #: 12004738 DIRECTION: WB DATE: May 04 2014		
Start Time	15	16	21	26	31	36	41	46	51	56	61	66	71	76	Total	Pace Speed	Number in Pace
	15	20	25	30	35	40	45	50	55	60	65	70	75	999			
12:00 AM	1	0	0	0	0	0	2	3	1	0	0	0	0	0	7	45-54	4
12:15 AM	1	0	0	0	0	0	0	2	0	0	0	0	0	0	3	41-50	2
12:30 AM	0	0	0	0	0	0	4	6	0	1	0	0	0	0	11	42-51	9
12:45 AM	0	0	0	0	0	0	1	5	2	0	0	0	0	0	8	46-55	7
1:00 AM	0	0	0	0	0	2	4	4	1	0	0	0	0	0	11	41-50	8
1:15 AM	2	0	0	0	0	0	1	3	1	0	0	0	0	0	7	41-50	4
1:30 AM	0	0	0	0	0	0	0	1	0	0	0	0	0	0	1	41-50	1
1:45 AM	0	0	0	0	0	1	1	1	2	0	0	0	0	0	5	46-55	3
2:00 AM	2	0	0	0	0	0	1	2	0	0	0	0	0	0	5	41-50	3
2:15 AM	1	0	0	0	0	0	0	1	0	0	0	0	0	0	2	41-50	1
2:30 AM	2	0	0	0	0	0	1	0	0	0	0	0	0	0	3	8-17	1
2:45 AM	0	0	0	0	0	0	0	0	0	0	0	0	0	0	0	1-10	0
3:00 AM	1	0	0	0	0	0	0	0	0	0	0	0	0	0	1	15-24	0
3:15 AM	0	0	0	0	0	0	0	2	0	0	0	0	0	0	2	41-50	2
3:30 AM	1	0	0	0	0	1	3	2	0	0	0	0	0	0	7	41-50	5
3:45 AM	0	0	0	0	0	1	0	3	1	0	0	0	0	0	5	46-55	4
4:00 AM	0	0	0	0	0	0	1	1	0	0	0	0	0	0	2	41-50	2
4:15 AM	2	0	0	0	0	0	1	2	0	0	0	0	0	0	5	41-50	3
4:30 AM	2	0	0	0	0	0	1	8	0	0	0	0	0	0	11	41-50	9
4:45 AM	1	0	0	0	0	0	1	4	0	0	0	0	0	0	6	41-50	5
5:00 AM	0	0	0	0	0	0	1	2	2	0	0	0	0	0	5	46-55	4
5:15 AM	5	0	0	0	0	1	4	6	0	0	0	0	0	0	16	42-51	9
5:30 AM	2	0	0	0	0	0	0	7	2	0	0	0	0	0	11	46-55	8
5:45 AM	6	0	0	0	0	1	0	5	1	0	0	0	0	0	13	46-55	5
Day Total																	
Percent																	
AM Peak																	
Volume																	
PM Peak																	
Volume																	
Comments:																	

LOCATION: 6. Malcolm Dixon Rd to Deer Valley Rd W SPECIFIC LOCATION: 0 ft from CITY/STATE: El Dorado Hills, CA															QC JOB #: 12004738 DIRECTION: WB DATE: May 04 2014		
Start Time	15	20	25	30	35	40	45	50	55	60	65	70	75	999	Total	Pace Speed	Number in Pace
6:00 AM	10	0	0	0	0	0	1	20	2	2	0	1	0	0	36	46-55	21
6:15 AM	3	0	0	0	0	0	4	20	6	0	0	0	0	0	33	46-55	26
6:30 AM	7	0	0	0	0	0	3	12	5	0	0	0	0	0	27	46-55	17
6:45 AM	8	0	0	0	0	0	5	17	10	0	0	0	0	0	40	46-55	27
7:00 AM	2	0	0	0	0	1	3	26	15	1	0	0	0	0	48	46-55	41
7:15 AM	4	0	0	0	0	2	10	21	5	0	0	0	0	0	42	41-50	31
7:30 AM	7	0	0	0	0	0	7	39	4	0	0	0	0	0	57	41-50	46
7:45 AM	4	0	0	0	0	0	5	29	6	0	0	0	0	0	44	46-55	35
8:00 AM	8	0	0	0	0	1	11	28	4	0	0	0	0	0	52	41-50	39
8:15 AM	9	0	0	0	0	1	10	38	8	0	0	0	0	0	66	43-52	47
8:30 AM	5	0	0	0	0	1	18	32	3	0	0	0	0	0	59	41-50	50
8:45 AM	5	0	0	0	0	0	19	49	14	0	0	0	0	0	87	41-50	68
9:00 AM	10	0	0	0	0	0	9	48	6	0	0	0	0	0	73	41-50	57
9:15 AM	6	0	0	0	0	0	8	48	19	1	0	0	0	0	82	46-55	67
9:30 AM	10	0	0	0	0	1	14	51	9	0	0	0	0	0	85	41-50	65
9:45 AM	7	0	0	0	0	0	8	43	10	0	0	0	0	0	68	46-55	53
10:00 AM	12	0	0	0	0	0	9	39	17	0	0	0	0	0	77	46-55	56
10:15 AM	8	0	0	0	0	1	14	55	11	0	0	0	0	0	89	41-50	69
10:30 AM	9	0	0	0	0	0	6	64	12	0	0	0	0	0	91	46-55	76
10:45 AM	10	0	0	0	0	1	11	43	18	1	0	0	0	0	84	46-55	60
11:00 AM	9	0	0	0	0	0	29	65	19	0	0	0	0	0	122	41-50	94
11:15 AM	8	0	0	0	0	0	18	42	35	1	0	0	0	0	104	46-55	77
11:30 AM	7	0	0	0	0	0	15	47	22	0	0	0	0	0	91	46-55	69
11:45 AM	6	0	0	0	0	0	21	82	15	0	0	0	0	0	124	41-50	103
Day Total																	
Percent																	
AM Peak Volume																	
PM Peak Volume																	
Comments:																	

LOCATION: 6. Malcolm Dixon Rd to Deer Valley Rd W SPECIFIC LOCATION: 0 ft from CITY/STATE: El Dorado Hills, CA															QC JOB #: 12004738 DIRECTION: WB DATE: May 04 2014		
Start Time	15	20	25	30	35	40	45	50	55	60	65	70	75	999	Total	Pace Speed	Number in Pace
12:00 PM	10	0	0	0	0	0	13	61	14	1	0	0	0	0	99	46-55	75
12:15 PM	14	0	0	0	0	0	20	47	10	0	0	0	0	0	91	41-50	67
12:30 PM	7	0	0	0	0	0	32	39	11	0	0	0	0	0	89	41-50	71
12:45 PM	10	0	0	0	0	1	7	65	13	1	0	0	0	0	97	46-55	77
1:00 PM	13	0	0	0	0	0	14	32	26	3	0	0	0	0	88	46-55	58
1:15 PM	10	0	0	0	0	0	13	64	6	0	0	0	0	0	93	41-50	77
1:30 PM	13	0	0	0	0	4	9	44	18	0	0	0	0	0	88	46-55	61
1:45 PM	10	0	0	0	0	0	5	56	31	0	0	0	0	0	102	46-55	86
2:00 PM	3	0	0	0	0	1	10	37	21	2	0	0	0	0	74	46-55	58
2:15 PM	11	0	0	0	0	0	12	40	22	2	0	0	0	0	87	46-55	62
2:30 PM	12	0	0	0	0	0	4	31	29	1	0	0	0	0	77	46-55	59
2:45 PM	9	0	0	0	0	1	5	29	27	1	0	0	0	0	72	46-55	56
3:00 PM	12	0	0	0	0	0	2	29	28	0	0	0	0	0	71	46-55	56
3:15 PM	7	0	0	0	0	0	0	43	23	2	0	0	0	0	75	46-55	65
3:30 PM	13	0	0	0	0	1	4	53	16	3	0	0	0	0	90	46-55	69
3:45 PM	3	0	0	0	0	2	11	44	18	1	0	0	0	0	79	46-55	61
4:00 PM	9	0	0	0	0	0	11	27	16	1	0	0	0	0	64	46-55	43
4:15 PM	2	0	0	0	0	0	3	38	26	2	0	0	0	0	71	46-55	64
4:30 PM	6	0	0	0	0	0	0	33	31	2	0	0	0	0	72	46-55	64
4:45 PM	6	0	0	0	0	0	3	26	30	0	0	0	0	0	65	46-55	56
5:00 PM	10	0	0	0	0	1	13	46	26	1	0	0	0	0	97	46-55	72
5:15 PM	8	0	0	0	0	0	4	33	28	1	0	0	0	0	74	46-55	60
5:30 PM	7	0	0	0	0	0	5	15	23	1	0	0	0	0	51	46-55	38
5:45 PM	5	0	0	0	0	0	3	22	16	0	0	0	0	0	46	46-55	38
Day Total																	
Percent																	
AM Peak Volume																	
PM Peak Volume																	
Comments:																	

LOCATION: 6. Malcolm Dixon Rd to Deer Valley Rd W SPECIFIC LOCATION: 0 ft from CITY/STATE: El Dorado Hills, CA															QC JOB #: 12004738 DIRECTION: WB DATE: May 04 2014			
Start Time	1 15	16 20	21 25	26 30	31 35	36 40	41 45	46 50	51 55	56 60	61 65	66 70	71 75	76 999	Total	Pace Speed	Number in Pace	
6:00 PM	2	0	0	0	0	0	4	25	17	1	0	0	0	0	49	46-55	42	
6:15 PM	4	0	0	0	0	0	4	27	25	0	0	0	0	0	60	46-55	52	
6:30 PM	5	0	0	0	0	0	1	14	24	1	0	0	0	0	45	46-55	37	
6:45 PM	8	0	0	0	0	0	0	14	33	1	0	0	0	0	56	46-55	46	
7:00 PM	4	0	0	0	0	0	5	17	5	0	0	0	0	0	31	42-51	22	
7:15 PM	2	0	0	0	0	2	15	22	9	0	0	0	0	0	50	41-50	37	
7:30 PM	3	0	0	0	0	2	7	23	10	0	0	0	0	0	45	46-55	33	
7:45 PM	2	0	0	0	0	0	4	22	20	0	0	0	0	0	48	46-55	42	
8:00 PM	6	0	0	0	0	0	2	16	9	1	0	0	0	0	34	46-55	24	
8:15 PM	3	0	0	0	0	1	13	9	13	1	0	0	0	0	40	46-55	22	
8:30 PM	5	0	0	0	0	0	3	15	8	0	0	0	0	0	31	46-55	23	
8:45 PM	2	0	0	0	0	0	4	21	9	0	0	0	0	0	36	46-55	29	
9:00 PM	3	0	0	0	0	0	2	5	14	0	0	0	0	0	24	46-55	19	
9:15 PM	2	0	0	0	0	0	4	17	5	0	0	0	0	0	28	46-55	22	
9:30 PM	3	0	0	0	0	0	0	7	5	0	0	0	0	0	15	46-55	12	
9:45 PM	4	0	0	0	0	0	6	7	3	0	0	0	0	0	20	42-51	12	
10:00 PM	1	0	0	0	0	1	3	4	2	0	0	0	0	0	11	41-50	7	
10:15 PM	1	0	0	0	0	3	6	11	3	0	0	0	0	0	24	41-50	17	
10:30 PM	0	0	0	0	0	0	0	4	0	0	0	0	0	0	4	41-50	4	
10:45 PM	1	0	0	0	0	0	3	2	3	0	0	0	0	0	9	43-52	5	
11:00 PM	1	0	0	0	0	0	0	6	1	0	0	0	0	0	8	46-55	6	
11:15 PM	1	0	0	0	0	0	1	1	1	0	0	0	0	0	4	46-55	2	
11:30 PM	0	0	0	0	0	0	1	3	0	0	0	0	0	0	4	41-50	4	
11:45 PM	0	0	0	0	0	0	0	0	2	0	0	0	0	0	2	46-55	2	
Day Total	476	0	0	0	0	36	576	2274	1018	37	0	1	0	0	4418	46-55	3292	
Percent	10.8%	0.0%	0.0%	0.0%	0.0%	0.8%	13.0%	51.5%	23.0%	0.8%	0.0%	0.0%	0.0%	0.0%				
ADT 4418																		
AM Peak Volume	10:00 AM				1:00 AM		11:00 AM	11:45 AM	11:15 AM	6:00 AM				11:45 AM				
	12				2		29	82	35	2				124				
PM Peak Volume	12:15 PM				1:30 PM		12:30 PM	12:45 PM	6:45 PM	1:00 PM				1:45 PM				
	14				4		32	65	33	3				102				
<i>Comments:</i>																		

LOCATION: 6. Malcolm Dixon Rd to Deer Valley Rd W SPECIFIC LOCATION: 0 ft from CITY/STATE: El Dorado Hills, CA															QC JOB #: 12004738 DIRECTION: WB DATE: May 05 2014		
Start Time	15	16	21	26	31	36	41	46	51	56	61	66	71	76	Total	Pace Speed	Number in Pace
	15	20	25	30	35	40	45	50	55	60	65	70	75	999			
12:00 AM	1	0	0	0	0	0	0	1	3	0	0	0	0	0	5	46-55	4
12:15 AM	0	0	0	0	0	0	0	1	1	1	0	0	0	0	3	51-60	2
12:30 AM	0	0	0	0	0	0	0	2	1	0	0	0	0	0	3	46-55	3
12:45 AM	2	0	0	0	0	0	1	2	2	0	0	0	0	0	7	46-55	4
1:00 AM	0	0	0	0	0	1	0	0	1	0	0	0	0	0	2	31-40	1
1:15 AM	0	0	0	0	0	0	0	0	1	0	0	0	0	0	1	46-55	1
1:30 AM	0	0	0	0	0	0	0	1	1	0	0	0	0	0	2	46-55	2
1:45 AM	0	0	0	0	0	0	0	1	0	0	0	0	0	0	1	41-50	1
2:00 AM	1	0	0	0	0	0	0	0	0	0	0	0	0	0	1	15-24	0
2:15 AM	1	0	0	0	0	0	0	1	1	0	0	0	0	0	3	46-55	2
2:30 AM	1	0	0	0	0	0	0	0	0	0	0	0	0	0	1	15-24	0
2:45 AM	0	0	0	0	0	0	1	0	0	0	0	0	0	0	1	36-45	1
3:00 AM	0	0	0	0	0	1	0	2	0	0	0	0	0	0	3	41-50	2
3:15 AM	1	0	0	0	0	0	1	1	0	0	0	0	0	0	3	41-50	2
3:30 AM	3	0	0	0	0	0	0	4	0	0	0	0	0	0	7	41-50	4
3:45 AM	1	0	0	0	0	0	1	3	2	0	0	0	0	0	7	46-55	5
4:00 AM	1	0	0	0	0	0	0	0	2	0	0	0	0	0	3	46-55	2
4:15 AM	2	0	0	0	0	0	0	1	1	0	0	0	0	0	4	46-55	2
4:30 AM	1	0	0	0	0	0	1	3	9	0	0	0	0	0	14	46-55	12
4:45 AM	1	0	0	0	0	0	1	11	4	0	0	0	0	0	17	46-55	15
5:00 AM	3	0	0	0	0	0	1	3	16	0	0	0	0	0	23	46-55	19
5:15 AM	9	0	0	0	0	0	5	12	10	0	0	0	0	0	36	46-55	22
5:30 AM	8	0	0	0	0	0	3	32	7	0	0	0	0	0	50	46-55	39
5:45 AM	8	0	0	0	0	1	7	30	13	0	0	0	0	0	59	46-55	42
Day Total																	
Percent																	
AM Peak																	
Volume																	
PM Peak																	
Volume																	
Comments:																	

LOCATION: 6. Malcolm Dixon Rd to Deer Valley Rd W SPECIFIC LOCATION: 0 ft from CITY/STATE: El Dorado Hills, CA															QC JOB #: 12004738 DIRECTION: WB DATE: May 05 2014		
Start Time	1 15	16 20	21 25	26 30	31 35	36 40	41 45	46 50	51 55	56 60	61 65	66 70	71 75	76 999	Total	Pace Speed	Number in Pace
6:00 AM	6	0	0	0	0	1	4	16	13	3	0	0	0	0	43	46-55	29
6:15 AM	3	0	0	0	0	0	3	41	39	3	0	0	0	0	89	46-55	80
6:30 AM	9	0	0	0	0	1	19	67	8	0	0	0	0	0	104	41-50	86
6:45 AM	13	0	0	0	0	0	9	48	29	0	0	0	0	0	99	46-55	77
7:00 AM	7	0	0	0	0	0	25	83	13	0	0	0	0	0	128	41-50	107
7:15 AM	15	0	0	0	0	1	24	69	15	0	0	0	0	0	124	41-50	93
7:30 AM	6	0	0	0	0	0	32	91	16	1	0	0	0	0	146	41-50	123
7:45 AM	9	0	0	0	1	2	8	88	33	0	0	0	0	0	141	46-55	120
8:00 AM	9	0	0	0	0	1	18	80	12	1	0	0	0	0	121	41-50	98
8:15 AM	6	0	0	0	0	3	31	58	10	0	0	0	0	0	108	41-50	88
8:30 AM	7	0	0	0	0	4	40	84	11	0	0	0	0	0	146	41-50	124
8:45 AM	10	0	0	0	1	1	16	65	12	0	0	0	0	0	105	41-50	81
9:00 AM	4	0	0	0	0	1	10	63	13	1	0	0	0	0	92	46-55	75
9:15 AM	4	0	0	1	0	1	10	49	11	0	0	0	0	0	76	46-55	60
9:30 AM	2	0	0	0	0	1	16	47	7	0	0	0	0	0	73	41-50	63
9:45 AM	5	0	0	0	0	0	9	50	18	0	0	0	0	0	82	46-55	67
10:00 AM	6	0	0	0	0	0	7	42	17	0	0	0	0	0	72	46-55	59
10:15 AM	10	0	0	0	0	3	8	57	10	1	0	0	0	0	89	46-55	67
10:30 AM	4	0	0	0	0	1	14	46	12	1	0	0	0	0	78	41-50	60
10:45 AM	4	0	0	0	0	1	14	47	8	0	0	0	0	0	74	41-50	61
11:00 AM	8	0	0	0	0	0	24	49	11	0	0	0	0	0	92	41-50	73
11:15 AM	11	0	0	0	0	1	9	34	11	0	1	0	0	0	67	46-55	45
11:30 AM	5	0	0	0	0	1	18	66	16	0	0	0	0	0	106	41-50	84
11:45 AM	10	0	0	0	0	0	11	26	17	0	0	0	0	0	64	46-55	43
Day Total																	
Percent																	
AM Peak																	
Volume																	
PM Peak																	
Volume																	
Comments:																	

LOCATION: 6. Malcolm Dixon Rd to Deer Valley Rd W SPECIFIC LOCATION: 0 ft from CITY/STATE: El Dorado Hills, CA															QC JOB #: 12004738 DIRECTION: WB DATE: May 05 2014		
Start Time	15	20	25	30	35	40	45	50	55	60	65	70	75	999	Total	Pace Speed	Number in Pace
12:00 PM	6	0	0	0	0	2	17	39	11	0	0	0	0	0	75	41-50	55
12:15 PM	5	0	0	0	0	0	7	43	19	1	0	0	0	0	75	46-55	61
12:30 PM	11	0	0	0	0	0	12	58	9	0	0	0	0	0	90	41-50	70
12:45 PM	4	0	0	0	0	0	6	35	18	0	0	1	0	0	64	46-55	52
1:00 PM	3	0	0	0	0	2	13	48	9	0	0	0	0	0	75	41-50	61
1:15 PM	8	0	0	0	0	0	17	49	12	1	0	0	0	0	87	41-50	66
1:30 PM	8	0	0	0	0	0	12	42	14	2	0	0	0	0	78	46-55	55
1:45 PM	8	0	0	0	0	2	9	50	25	0	1	0	0	0	95	46-55	75
2:00 PM	5	0	0	0	0	0	5	32	27	2	0	0	0	0	71	46-55	59
2:15 PM	7	0	0	0	0	0	5	44	22	1	0	0	0	0	79	46-55	66
2:30 PM	10	0	0	0	0	0	0	45	26	1	0	0	0	0	82	46-55	71
2:45 PM	3	0	0	0	0	0	10	29	34	4	0	0	0	0	80	46-55	62
3:00 PM	7	0	0	0	0	0	3	24	41	4	0	0	0	0	79	46-55	65
3:15 PM	7	0	0	0	0	0	3	31	28	2	0	0	0	0	71	46-55	58
3:30 PM	9	0	0	0	0	0	2	34	50	2	0	0	0	0	97	46-55	84
3:45 PM	5	0	0	0	0	0	4	35	25	4	1	0	0	0	74	46-55	60
4:00 PM	7	0	0	0	0	0	5	40	28	1	0	0	0	0	81	46-55	67
4:15 PM	5	0	0	0	0	1	3	32	27	1	0	0	0	0	69	46-55	59
4:30 PM	7	0	0	0	0	0	5	40	17	0	0	0	0	0	69	46-55	57
4:45 PM	6	0	0	0	0	0	11	33	21	2	0	0	0	0	73	46-55	54
5:00 PM	11	0	0	0	0	0	6	42	36	1	0	0	0	0	96	46-55	78
5:15 PM	9	0	0	0	0	0	7	52	30	4	0	0	0	0	102	46-55	82
5:30 PM	14	0	0	0	0	0	3	31	59	6	0	0	0	0	113	46-55	90
5:45 PM	9	0	0	0	0	0	4	26	40	2	0	0	0	0	81	46-55	66
Day Total																	
Percent																	
AM Peak																	
Volume																	
PM Peak																	
Volume																	
Comments:																	

LOCATION: 6. Malcolm Dixon Rd to Deer Valley Rd W SPECIFIC LOCATION: 0 ft from CITY/STATE: El Dorado Hills, CA															QC JOB #: 12004738 DIRECTION: WB DATE: May 05 2014		
Start Time	15	20	25	30	35	40	45	50	55	60	65	70	75	999	Total	Pace Speed	Number in Pace
6:00 PM	6	0	0	0	0	0	7	29	32	3	0	0	0	0	77	46-55	61
6:15 PM	6	0	0	0	0	0	2	22	29	2	0	0	0	0	61	46-55	50
6:30 PM	4	0	0	0	0	0	3	21	18	1	0	0	0	0	47	46-55	39
6:45 PM	6	0	0	0	0	0	7	19	24	1	0	0	0	0	57	46-55	42
7:00 PM	4	0	0	0	0	1	3	21	24	3	0	0	0	0	56	46-55	44
7:15 PM	6	0	0	0	0	2	1	16	21	1	0	0	0	0	47	46-55	37
7:30 PM	2	0	0	0	0	0	1	17	25	1	0	0	0	0	46	46-55	42
7:45 PM	3	0	0	0	0	0	2	18	13	0	0	0	0	0	36	46-55	31
8:00 PM	6	0	0	0	0	2	2	15	11	0	0	0	0	0	36	46-55	26
8:15 PM	3	0	0	0	0	0	1	12	3	0	0	0	0	0	19	46-55	15
8:30 PM	5	0	0	0	0	0	1	8	13	0	0	0	0	0	27	46-55	21
8:45 PM	6	0	0	0	0	0	0	8	6	0	0	0	0	0	20	46-55	13
9:00 PM	0	0	0	0	0	0	0	7	9	0	0	0	0	0	16	46-55	16
9:15 PM	3	0	0	0	0	1	3	9	6	1	0	0	0	0	23	46-55	14
9:30 PM	2	0	0	0	0	0	0	10	3	1	0	0	0	0	16	46-55	13
9:45 PM	2	0	0	0	0	0	0	8	1	0	0	0	0	0	11	46-55	8
10:00 PM	2	0	0	0	0	0	2	7	3	0	0	0	0	0	14	46-55	10
10:15 PM	2	0	0	0	0	0	0	8	4	0	0	0	0	0	14	46-55	12
10:30 PM	2	0	0	0	0	0	0	0	2	1	0	0	0	0	5	51-60	3
10:45 PM	0	0	0	0	0	0	0	3	1	0	0	0	0	0	4	46-55	4
11:00 PM	0	0	0	0	0	0	1	4	2	0	0	0	0	0	7	46-55	6
11:15 PM	0	0	0	0	0	0	1	1	0	1	0	0	0	0	3	41-50	2
11:30 PM	0	0	0	0	0	0	1	1	1	0	0	0	0	0	3	46-55	2
11:45 PM	0	0	0	0	0	0	1	3	1	0	0	0	0	0	5	41-50	4
Day Total	461	0	0	1	2	40	609	2678	1317	69	3	1	0	0	5181	46-55	3994
Percent	8.9%	0.0%	0.0%	0.0%	0.0%	0.8%	11.8%	51.7%	25.4%	1.3%	0.1%	0.0%	0.0%	0.0%			
ADT 5181																	
AM Peak	7:15 AM																
Volume	15			1	1	4	40	91	39	3	1				146		
PM Peak	5:30 PM																
Volume	14					2	17	58	59	6	1	1			113		
<i>Comments:</i>																	

LOCATION: 6. Malcolm Dixon Rd to Deer Valley Rd W SPECIFIC LOCATION: 0 ft from CITY/STATE: El Dorado Hills, CA															QC JOB #: 12004738 DIRECTION: WB DATE: May 06 2014		
Start Time	15	20	25	30	35	40	45	50	55	60	65	70	75	999	Total	Pace Speed	Number in Pace
12:00 AM	0	0	0	0	0	2	0	3	2	0	0	0	0	0	7	46-55	5
12:15 AM	0	0	0	0	0	0	0	2	2	0	0	0	0	0	4	46-55	4
12:30 AM	0	0	0	0	0	0	0	0	1	1	0	0	0	0	2	51-60	2
12:45 AM	0	0	0	0	0	0	0	1	0	0	0	0	0	0	1	41-50	1
1:00 AM	1	0	0	0	0	0	0	1	1	1	0	0	0	0	4	51-60	2
1:15 AM	1	0	0	0	0	0	0	1	1	0	0	0	0	0	3	46-55	2
1:30 AM	1	0	0	0	0	0	0	2	0	0	0	0	0	0	3	41-50	2
1:45 AM	0	0	0	0	0	0	0	1	2	0	0	0	0	0	3	46-55	3
2:00 AM	1	0	0	0	0	0	0	0	0	0	0	0	0	0	1	15-24	0
2:15 AM	0	0	0	0	0	0	1	0	1	0	0	0	0	0	2	36-45	1
2:30 AM	1	0	0	0	0	0	0	0	1	0	0	0	0	0	2	46-55	1
2:45 AM	2	0	0	0	0	0	1	1	2	0	0	0	0	0	6	46-55	3
3:00 AM	0	0	0	0	0	0	2	1	3	0	0	0	0	0	6	46-55	4
3:15 AM	2	0	0	0	0	0	0	1	0	0	0	0	0	0	3	8-17	1
3:30 AM	0	0	0	0	0	0	0	0	1	0	0	0	0	0	1	46-55	1
3:45 AM	1	0	0	0	0	0	0	2	0	1	0	0	0	0	4	41-50	2
4:00 AM	0	0	0	0	0	0	0	1	0	0	0	0	0	0	1	41-50	1
4:15 AM	0	0	0	0	0	0	0	5	1	1	0	0	0	0	7	47-56	5
4:30 AM	3	0	0	0	0	0	2	8	6	4	0	0	0	0	23	47-56	13
4:45 AM	0	0	0	0	0	0	1	11	5	0	0	0	0	0	17	46-55	16
5:00 AM	2	0	0	0	0	0	4	12	7	1	0	0	0	0	26	46-55	18
5:15 AM	4	0	0	0	0	0	2	16	15	1	0	0	0	0	38	46-55	31
5:30 AM	10	0	0	0	0	0	4	21	16	0	0	0	0	0	51	46-55	37
5:45 AM	5	0	0	0	0	0	2	17	22	0	0	0	0	0	46	46-55	39
Day Total																	
Percent																	
AM Peak																	
Volume																	
PM Peak																	
Volume																	
Comments:																	

LOCATION: 6. Malcolm Dixon Rd to Deer Valley Rd W SPECIFIC LOCATION: 0 ft from CITY/STATE: El Dorado Hills, CA															QC JOB #: 12004738 DIRECTION: WB DATE: May 06 2014		
Start Time	15	16	21	26	31	36	41	46	51	56	61	66	71	76	Total	Pace Speed	Number in Pace
	15	20	25	30	35	40	45	50	55	60	65	70	75	999			
6:00 AM	5	0	0	0	0	0	3	30	21	1	0	1	0	0	61	46-55	51
6:15 AM	3	0	0	0	0	1	3	39	38	1	0	0	0	0	85	46-55	76
6:30 AM	4	0	0	0	0	0	10	62	32	2	0	0	0	0	110	46-55	94
6:45 AM	5	0	0	0	0	0	15	79	28	1	0	0	0	0	128	46-55	106
7:00 AM	11	0	0	0	0	0	13	84	45	1	0	0	0	0	154	46-55	129
7:15 AM	4	0	0	0	0	3	23	85	27	2	0	0	0	0	144	46-55	112
7:30 AM	10	2	1	3	1	3	13	81	28	0	0	0	0	0	142	46-55	108
7:45 AM	8	0	0	0	0	1	17	87	34	0	0	0	0	0	147	46-55	121
8:00 AM	7	0	0	1	0	1	7	84	22	1	0	0	0	0	123	46-55	106
8:15 AM	6	0	0	0	0	0	12	74	24	1	0	0	0	0	117	46-55	98
8:30 AM	7	0	0	0	0	0	3	75	39	0	0	0	0	0	124	46-55	114
8:45 AM	5	0	0	0	0	1	12	65	23	0	0	0	0	0	106	46-55	87
9:00 AM	1	0	0	0	0	0	5	57	26	1	0	0	0	0	90	46-55	82
9:15 AM	6	0	0	0	0	0	10	42	29	0	0	0	0	0	87	46-55	71
9:30 AM	4	0	0	0	0	0	9	63	14	1	0	0	0	0	91	46-55	77
9:45 AM	2	0	0	0	0	0	13	43	15	2	0	0	0	0	75	46-55	58
10:00 AM	1	0	0	0	1	0	21	58	16	0	0	0	0	0	97	41-50	78
10:15 AM	3	0	0	0	0	0	9	36	21	0	0	0	0	0	69	46-55	57
10:30 AM	3	0	0	0	0	0	12	45	18	1	0	0	0	0	79	46-55	62
10:45 AM	3	0	0	0	0	1	9	29	21	3	0	0	0	0	66	46-55	50
11:00 AM	5	0	0	0	0	1	6	30	13	0	0	0	0	0	55	46-55	42
11:15 AM	4	0	0	0	0	0	8	36	30	1	0	0	0	0	79	46-55	66
11:30 AM	2	0	0	0	0	0	10	25	25	1	0	0	0	0	63	46-55	50
11:45 AM	7	0	0	0	0	0	5	37	23	1	0	0	0	0	73	46-55	59
Day Total																	
Percent																	
AM Peak Volume																	
PM Peak Volume																	
Comments:																	

LOCATION: 6. Malcolm Dixon Rd to Deer Valley Rd W SPECIFIC LOCATION: 0 ft from CITY/STATE: El Dorado Hills, CA															QC JOB #: 12004738 DIRECTION: WB DATE: May 06 2014		
Start Time	15	16	21	26	31	36	41	46	51	56	61	66	71	76	Total	Pace Speed	Number in Pace
	15	20	25	30	35	40	45	50	55	60	65	70	75	999			
12:00 PM	2	0	0	0	0	2	12	42	28	0	0	0	0	0	86	46-55	69
12:15 PM	5	0	0	0	1	7	8	33	31	2	0	0	0	0	87	46-55	64
12:30 PM	10	0	0	0	0	0	6	25	18	2	0	0	0	0	61	46-55	42
12:45 PM	1	0	0	1	0	1	2	36	17	1	0	0	0	0	59	46-55	53
1:00 PM	4	0	0	0	0	1	9	31	22	0	0	0	0	0	67	46-55	53
1:15 PM	5	0	0	0	0	0	11	36	20	0	0	0	0	0	72	46-55	56
1:30 PM	10	0	0	0	0	0	8	41	27	1	0	0	0	0	87	46-55	68
1:45 PM	5	0	0	0	0	2	13	39	18	1	0	0	0	0	78	46-55	56
2:00 PM	2	0	0	0	0	0	3	35	31	2	0	0	0	0	73	46-55	66
2:15 PM	9	0	0	0	0	0	3	45	19	4	0	0	0	0	80	46-55	63
2:30 PM	7	0	0	0	0	1	7	44	24	1	0	0	0	0	84	46-55	68
2:45 PM	8	0	0	0	0	0	6	51	18	2	0	0	0	0	85	46-55	68
3:00 PM	5	0	0	0	0	0	9	33	22	0	0	0	0	0	69	46-55	55
3:15 PM	8	0	0	0	2	1	5	30	35	2	0	0	0	1	84	46-55	65
3:30 PM	5	0	0	0	0	1	5	48	24	1	0	0	0	0	84	46-55	72
3:45 PM	1	0	0	0	0	2	6	45	24	1	0	0	0	0	79	46-55	69
4:00 PM	6	0	0	0	0	0	15	44	17	0	0	0	0	0	82	46-55	61
4:15 PM	5	0	0	0	0	1	2	21	27	0	0	0	0	0	56	46-55	48
4:30 PM	7	0	0	0	0	2	6	45	26	3	0	0	0	0	89	46-55	71
4:45 PM	5	0	0	0	0	0	12	43	24	0	0	0	0	0	84	46-55	67
5:00 PM	10	0	0	0	0	1	8	56	23	1	0	0	0	0	99	46-55	78
5:15 PM	11	0	0	0	0	1	12	64	37	3	0	0	0	0	128	46-55	101
5:30 PM	10	0	0	0	0	0	8	51	33	1	0	0	0	0	103	46-55	83
5:45 PM	7	0	0	0	0	1	4	37	34	1	0	0	0	0	84	46-55	71
Day Total																	
Percent																	
AM Peak Volume																	
PM Peak Volume																	
Comments:																	

LOCATION: 6. Malcolm Dixon Rd to Deer Valley Rd W SPECIFIC LOCATION: 0 ft from CITY/STATE: El Dorado Hills, CA															QC JOB #: 12004738 DIRECTION: WB DATE: May 06 2014		
Start Time	15	20	25	30	35	40	45	50	55	60	65	70	75	999	Total	Pace Speed	Number in Pace
6:00 PM	5	0	0	0	0	0	4	24	23	4	0	0	0	0	60	46-55	46
6:15 PM	8	0	0	0	0	0	4	32	22	3	0	0	0	0	69	46-55	54
6:30 PM	5	0	0	0	0	0	5	29	15	1	0	0	0	0	55	46-55	44
6:45 PM	3	0	0	0	0	0	5	32	23	0	0	0	0	0	63	46-55	54
7:00 PM	7	0	0	0	0	0	5	34	15	2	0	0	0	0	63	46-55	49
7:15 PM	4	0	0	0	0	0	5	15	14	0	0	0	0	0	38	46-55	28
7:30 PM	2	0	0	0	0	0	5	23	17	3	0	0	0	0	50	46-55	40
7:45 PM	3	0	0	0	0	3	4	22	12	2	0	0	0	0	46	46-55	34
8:00 PM	6	0	0	0	0	0	4	9	15	1	0	0	0	0	35	46-55	24
8:15 PM	1	0	0	0	0	0	3	17	11	2	0	0	0	0	34	46-55	28
8:30 PM	1	0	0	0	0	0	2	11	10	2	0	0	0	0	26	46-55	21
8:45 PM	3	0	0	0	0	0	3	11	12	0	0	0	0	0	29	46-55	22
9:00 PM	4	0	0	0	0	0	2	16	6	0	0	0	0	0	28	46-55	22
9:15 PM	6	0	0	0	0	1	1	13	4	0	0	0	0	0	25	46-55	17
9:30 PM	2	0	0	0	0	0	1	4	9	1	0	0	0	0	17	46-55	13
9:45 PM	0	0	0	0	0	0	3	6	5	0	0	0	0	0	14	46-55	11
10:00 PM	2	0	0	0	0	0	2	6	2	2	0	0	0	0	14	41-50	8
10:15 PM	0	0	0	0	0	0	2	8	2	1	0	0	0	0	13	41-50	10
10:30 PM	0	0	0	0	0	0	0	2	2	0	0	0	0	0	4	46-55	4
10:45 PM	2	0	0	0	0	0	1	5	2	0	1	0	0	0	11	46-55	7
11:00 PM	0	0	0	0	0	0	1	5	4	1	0	0	0	0	11	46-55	9
11:15 PM	3	0	0	0	0	0	0	2	3	0	0	0	0	0	8	48-57	4
11:30 PM	1	0	0	0	0	0	2	5	3	0	0	0	0	0	11	46-55	7
11:45 PM	0	0	0	0	0	0	0	4	1	0	0	0	0	0	5	47-56	4
Day Total	366	2	1	5	5	42	511	2763	1532	85	1	1	0	1	5315	46-55	4294
Percent	6.9%	0.0%	0.0%	0.1%	0.1%	0.8%	9.6%	52.0%	28.8%	1.6%	0.0%	0.0%	0.0%	0.0%			
ADT 5315																	
AM Peak Volume	7:00 AM	7:30 AM	7:30 AM	7:30 AM	7:30 AM	7:15 AM	7:15 AM	7:45 AM	7:00 AM	4:30 AM	6:00 AM				7:00 AM		
	11	2	1	3	1	3	23	87	45	4	1			154			
PM Peak Volume	5:15 PM			12:45 PM		3:15 PM	12:15 PM	4:00 PM	5:15 PM	5:15 PM	2:15 PM	10:45 PM		3:15 PM	5:15 PM		
	11			1		2	7	15	64	37	4	1		1	128		
<i>Comments:</i>																	

LOCATION: 6. Malcolm Dixon Rd to Deer Valley Rd W SPECIFIC LOCATION: 0 ft from CITY/STATE: El Dorado Hills, CA															QC JOB #: 12004738 DIRECTION: WB DATE: May 07 2014		
Start Time	15	16	21	26	31	36	41	46	51	56	61	66	71	76	Total	Pace Speed	Number in Pace
	15	20	25	30	35	40	45	50	55	60	65	70	75	999			
12:00 AM	0	0	0	0	0	0	1	4	1	0	0	0	0	0	6	41-50	5
12:15 AM	1	0	0	0	0	0	1	1	3	0	0	0	0	0	6	46-55	4
12:30 AM	0	0	0	0	0	0	0	0	0	0	0	0	0	0	0	1-10	0
12:45 AM	1	0	0	0	0	0	0	0	1	0	0	0	0	0	2	46-55	1
1:00 AM	1	0	0	0	0	0	0	2	0	0	0	0	0	0	3	41-50	2
1:15 AM	0	0	0	0	0	0	0	0	0	0	0	0	0	0	0	1-10	0
1:30 AM	0	0	0	0	0	0	0	0	1	0	0	0	0	0	1	46-55	1
1:45 AM	0	0	0	0	0	0	1	1	2	0	0	0	0	0	4	46-55	3
2:00 AM	1	0	0	0	0	0	0	1	1	0	0	0	0	0	3	46-55	2
2:15 AM	1	0	0	0	0	0	0	0	0	0	0	0	0	0	1	15-24	0
2:30 AM	1	0	0	0	0	0	0	0	1	0	0	0	0	0	2	46-55	1
2:45 AM	1	0	0	0	0	0	0	0	3	0	0	0	0	0	4	46-55	3
3:00 AM	0	0	0	0	0	0	1	4	2	0	0	0	0	0	7	46-55	6
3:15 AM	1	0	0	0	0	0	1	0	1	0	0	0	0	0	3	36-45	1
3:30 AM	1	0	0	0	0	0	0	1	2	0	0	0	0	0	4	46-55	3
3:45 AM	2	0	0	0	0	0	1	1	3	1	0	0	0	0	8	46-55	4
4:00 AM	0	0	0	0	0	0	0	0	2	2	0	0	0	0	4	51-60	4
4:15 AM	1	0	0	0	0	0	0	2	2	0	0	0	0	0	5	46-55	4
4:30 AM	3	0	0	0	0	0	0	10	2	0	0	0	0	0	15	46-55	11
4:45 AM	2	0	0	0	0	0	2	3	6	2	0	0	0	0	15	50-59	8
5:00 AM	4	0	0	0	0	0	3	5	14	0	0	0	0	0	26	46-55	19
5:15 AM	10	0	0	0	0	0	0	16	15	1	0	0	0	0	42	46-55	31
5:30 AM	7	0	0	0	0	0	1	11	11	4	0	0	0	0	34	46-55	22
5:45 AM	6	0	0	0	0	1	1	15	22	3	0	0	0	0	48	46-55	37
Day Total																	
Percent																	
AM Peak																	
Volume																	
PM Peak																	
Volume																	
Comments:																	

LOCATION: 6. Malcolm Dixon Rd to Deer Valley Rd W SPECIFIC LOCATION: 0 ft from CITY/STATE: El Dorado Hills, CA															QC JOB #: 12004738 DIRECTION: WB DATE: May 07 2014		
Start Time	1 15	16 20	21 25	26 30	31 35	36 40	41 45	46 50	51 55	56 60	61 65	66 70	71 75	76 999	Total	Pace Speed	Number in Pace
6:00 AM	4	0	0	0	0	0	6	14	37	3	0	0	0	0	64	46-55	51
6:15 AM	6	0	0	0	0	0	4	48	39	4	0	0	0	0	101	46-55	87
6:30 AM	9	0	0	0	0	0	6	47	49	1	0	0	0	0	112	46-55	96
6:45 AM	9	0	0	0	0	0	14	70	41	0	0	0	0	0	134	46-55	110
7:00 AM	5	0	0	0	0	1	10	76	54	1	0	0	0	0	147	46-55	130
7:15 AM	3	0	0	0	0	1	6	66	44	3	0	0	0	0	123	46-55	110
7:30 AM	15	0	0	0	0	0	16	71	39	1	0	0	0	0	142	46-55	110
7:45 AM	7	0	0	0	0	0	5	65	53	2	0	0	0	0	132	46-55	117
8:00 AM	6	0	0	0	0	1	7	69	32	2	0	0	0	0	117	46-55	101
8:15 AM	10	0	0	0	0	0	5	61	47	2	0	0	0	0	125	46-55	108
8:30 AM	7	0	0	0	0	0	13	79	45	1	0	0	0	0	145	46-55	124
8:45 AM	5	0	0	0	0	1	13	53	42	1	0	0	0	0	115	46-55	95
9:00 AM	5	0	0	0	0	0	10	57	35	0	0	0	0	0	107	46-55	92
9:15 AM	3	0	0	0	0	0	11	38	31	0	0	0	0	0	83	46-55	69
9:30 AM	7	0	0	0	0	0	14	35	31	3	0	0	0	0	90	46-55	66
9:45 AM	7	0	0	0	0	0	4	53	24	0	0	0	0	0	88	46-55	77
10:00 AM	4	0	0	0	0	0	4	53	22	0	0	0	0	0	83	46-55	75
10:15 AM	3	0	0	0	0	0	12	41	31	1	0	0	0	0	88	46-55	72
10:30 AM	5	0	0	0	0	1	9	49	26	0	0	0	0	0	90	46-55	74
10:45 AM	5	0	0	0	0	0	7	44	30	2	0	0	0	0	88	46-55	74
11:00 AM	6	0	0	0	0	1	20	30	17	1	0	0	0	0	75	41-50	50
11:15 AM	4	0	0	0	1	0	14	32	20	4	0	0	0	0	75	46-55	52
11:30 AM	11	0	0	0	0	0	4	32	24	2	0	0	0	0	73	46-55	55
11:45 AM	3	0	0	0	0	4	9	31	23	2	0	0	0	0	72	46-55	53
Day Total																	
Percent																	
AM Peak Volume																	
PM Peak Volume																	
Comments:																	

LOCATION: 6. Malcolm Dixon Rd to Deer Valley Rd W SPECIFIC LOCATION: 0 ft from CITY/STATE: El Dorado Hills, CA															QC JOB #: 12004738 DIRECTION: WB DATE: May 07 2014		
Start Time	1 15	16 20	21 25	26 30	31 35	36 40	41 45	46 50	51 55	56 60	61 65	66 70	71 75	76 999	Total	Pace Speed	Number in Pace
12:00 PM	8	0	0	0	0	2	16	32	24	0	0	0	0	0	82	46-55	55
12:15 PM	8	0	0	0	0	0	5	44	26	1	0	0	0	0	84	46-55	70
12:30 PM	4	0	0	0	0	0	7	45	25	1	0	0	0	0	82	46-55	70
12:45 PM	10	0	0	0	0	1	26	23	1	2	0	0	0	0	63	41-50	48
1:00 PM	9	0	0	0	3	1	34	26	1	0	0	0	0	0	74	41-50	60
1:15 PM	12	0	0	0	0	4	48	31	0	0	0	0	0	0	95	41-50	78
1:30 PM	10	0	0	1	1	8	33	18	0	0	0	0	0	0	71	41-50	50
1:45 PM	3	0	0	0	0	2	50	16	0	0	0	0	0	0	71	41-50	66
2:00 PM	10	0	0	0	1	2	37	34	0	0	0	0	0	0	84	41-50	71
2:15 PM	6	0	0	0	0	3	39	33	0	0	0	0	0	0	81	41-50	71
2:30 PM	4	0	0	0	0	4	48	33	0	0	0	0	0	0	89	41-50	80
2:45 PM	6	0	0	0	0	4	47	42	0	0	0	0	0	0	99	41-50	89
3:00 PM	8	0	0	0	0	4	49	31	0	0	0	0	0	0	92	41-50	79
3:15 PM	6	0	0	0	0	5	49	32	0	0	0	0	0	0	92	41-50	81
3:30 PM	11	0	0	0	0	4	41	33	1	0	0	0	0	0	90	41-50	73
3:45 PM	12	0	0	0	0	0	34	36	1	0	0	0	0	1	84	41-50	70
4:00 PM	8	0	0	0	0	2	29	37	2	0	0	0	0	0	78	41-50	66
4:15 PM	9	0	0	0	0	1	25	48	2	0	0	0	0	0	85	41-50	72
4:30 PM	8	0	0	0	1	2	25	51	3	0	0	0	0	0	90	41-50	76
4:45 PM	9	0	0	0	0	1	26	38	3	0	0	0	0	0	77	41-50	63
5:00 PM	7	0	0	1	1	6	39	52	3	0	0	0	0	0	109	41-50	91
5:15 PM	15	0	0	0	0	3	26	35	1	0	0	0	0	0	80	41-50	61
5:30 PM	11	0	0	0	0	3	36	39	2	0	0	0	0	0	91	41-50	75
5:45 PM	3	0	0	0	3	9	51	35	0	0	0	0	0	0	101	41-50	86
Day Total																	
Percent																	
AM Peak																	
Volume																	
PM Peak																	
Volume																	
Comments:																	

LOCATION: 6. Malcolm Dixon Rd to Deer Valley Rd W SPECIFIC LOCATION: 0 ft from CITY/STATE: El Dorado Hills, CA															QC JOB #: 12004738 DIRECTION: WB DATE: May 07 2014			
Start Time	15	20	25	30	35	40	45	50	55	60	65	70	75	999	Total	Pace Speed	Number in Pace	
6:00 PM	7	0	0	0	0	5	36	33	2	0	0	0	0	0	83	41-50	68	
6:15 PM	8	0	0	0	0	3	33	31	2	0	0	0	0	0	77	41-50	64	
6:30 PM	11	0	0	0	0	1	16	12	7	0	0	0	0	0	47	41-50	27	
6:45 PM	7	0	0	0	1	2	18	40	6	0	0	0	0	0	74	41-50	58	
7:00 PM	4	0	0	0	0	0	13	27	4	0	0	0	0	0	48	41-50	40	
7:15 PM	8	0	0	0	0	1	15	31	3	0	0	0	0	0	58	41-50	46	
7:30 PM	8	0	0	0	0	2	8	21	6	0	0	1	0	0	46	41-50	29	
7:45 PM	3	0	0	0	0	1	13	16	2	0	0	0	0	0	35	41-50	29	
8:00 PM	3	0	0	0	0	0	16	15	2	0	0	0	0	0	36	41-50	31	
8:15 PM	4	0	0	0	0	0	9	14	1	0	0	0	0	0	28	41-50	22	
8:30 PM	5	0	0	0	0	0	8	14	1	0	0	0	0	0	28	41-50	21	
8:45 PM	6	0	0	0	0	2	12	14	1	0	0	0	0	0	35	41-50	25	
9:00 PM	3	0	0	0	0	2	9	26	2	0	0	0	0	0	42	41-50	35	
9:15 PM	3	0	0	0	0	1	8	8	0	0	0	0	0	0	20	41-50	16	
9:30 PM	3	0	0	0	0	0	2	7	1	0	0	0	0	0	13	41-50	9	
9:45 PM	2	0	0	0	1	0	1	11	2	0	0	0	0	0	17	46-55	12	
10:00 PM	4	0	0	0	0	0	1	3	2	0	0	0	0	0	10	46-55	5	
10:15 PM	1	0	0	0	0	1	4	3	0	1	0	0	0	0	10	42-51	6	
10:30 PM	0	0	0	0	0	1	2	3	0	0	0	0	0	0	6	43-52	4	
10:45 PM	0	0	0	0	0	0	2	4	0	0	0	0	0	0	6	41-50	6	
11:00 PM	1	0	0	0	0	0	2	1	0	0	0	0	0	0	4	41-50	3	
11:15 PM	1	0	0	0	0	1	0	3	0	0	0	0	0	0	5	41-50	3	
11:30 PM	1	0	0	0	0	0	2	1	0	0	0	0	0	0	4	41-50	3	
11:45 PM	0	0	0	0	0	0	1	6	0	0	0	0	0	0	7	41-50	7	
Day Total	483	0	0	2	13	105	1287	2479	1070	54	0	1	0	1	5495	41-50	3766	
Percent	8.8%	0.0%	0.0%	0.0%	0.2%	1.9%	23.4%	45.1%	19.5%	1.0%	0.0%	0.0%	0.0%	0.0%				
ADT 5495																		
AM Peak	7:30 AM																	
Volume	15				1	4	20	79	54	4					147			
PM Peak	5:15 PM																	
Volume	15			1	3	9	51	52	26	2		1		1	109			
<i>Comments:</i>																		

LOCATION: 6. Malcolm Dixon Rd to Deer Valley Rd W SPECIFIC LOCATION: 0 ft from CITY/STATE: El Dorado Hills, CA															QC JOB #: 12004738 DIRECTION: WB DATE: May 08 2014		
Start Time	15	16	21	26	31	36	41	46	51	56	61	66	71	76	Total	Pace Speed	Number in Pace
	15	20	25	30	35	40	45	50	55	60	65	70	75	999			
12:00 AM	0	0	0	0	0	0	1	0	0	0	0	0	0	0	1	36-45	1
12:15 AM	1	0	0	0	0	0	0	1	1	0	0	0	0	0	3	46-55	2
12:30 AM	0	0	0	0	0	0	0	2	0	0	0	0	0	0	2	41-50	2
12:45 AM	0	0	0	0	0	0	1	0	0	0	0	0	0	0	1	36-45	1
1:00 AM	0	0	0	0	0	0	2	2	0	0	0	0	0	0	4	41-50	4
1:15 AM	1	0	0	0	0	0	2	3	0	0	0	0	0	0	6	43-52	4
1:30 AM	1	0	0	0	0	0	1	2	0	0	0	0	0	0	4	41-50	3
1:45 AM	0	0	0	0	0	0	2	1	0	0	0	0	0	0	3	41-50	3
2:00 AM	1	0	0	0	0	0	0	1	1	0	0	0	0	0	3	46-55	2
2:15 AM	0	0	0	0	0	0	1	0	0	0	0	0	0	0	1	36-45	1
2:30 AM	2	0	0	0	0	0	0	2	0	0	0	0	0	0	4	41-50	2
2:45 AM	0	0	0	0	0	0	0	1	1	0	0	0	0	0	2	46-55	2
3:00 AM	0	0	0	0	0	1	4	1	0	0	0	0	0	0	6	36-45	5
3:15 AM	0	0	0	0	0	0	3	1	0	0	0	0	0	0	4	41-50	4
3:30 AM	0	0	0	0	0	0	1	1	0	0	0	0	0	0	2	41-50	2
3:45 AM	0	0	0	0	0	0	4	3	0	0	0	0	0	0	7	42-51	6
4:00 AM	0	0	0	0	0	0	2	4	1	0	0	0	0	0	7	41-50	6
4:15 AM	0	0	0	0	0	0	1	3	3	0	0	0	0	0	7	47-56	5
4:30 AM	5	0	0	0	0	0	5	8	1	0	0	0	0	0	19	41-50	13
4:45 AM	1	0	0	0	0	0	2	7	4	0	0	0	0	0	14	46-55	11
5:00 AM	5	0	0	0	0	0	7	11	2	0	0	0	0	0	25	41-50	18
5:15 AM	5	0	0	0	0	0	13	20	1	0	0	0	0	0	39	41-50	33
5:30 AM	3	0	0	0	0	0	13	29	2	0	0	0	0	0	47	41-50	41
5:45 AM	1	0	0	0	0	3	15	26	4	0	0	0	0	0	49	41-50	41
Day Total																	
Percent																	
AM Peak Volume																	
PM Peak Volume																	
Comments:																	

LOCATION: 6. Malcolm Dixon Rd to Deer Valley Rd W SPECIFIC LOCATION: 0 ft from CITY/STATE: El Dorado Hills, CA															QC JOB #: 12004738 DIRECTION: WB DATE: May 08 2014		
Start Time	1 15	16 20	21 25	26 30	31 35	36 40	41 45	46 50	51 55	56 60	61 65	66 70	71 75	76 999	Total	Pace Speed	Number in Pace
6:00 AM	5	0	0	0	0	1	13	35	8	0	0	0	0	0	62	41-50	48
6:15 AM	5	0	0	0	0	1	27	48	9	0	0	0	0	0	90	41-50	74
6:30 AM	6	0	0	0	0	0	31	51	14	0	0	0	0	0	102	41-50	82
6:45 AM	7	0	0	0	0	6	45	53	18	0	0	0	0	0	129	41-50	97
7:00 AM	6	0	0	0	0	2	39	89	9	0	0	0	0	0	145	41-50	128
7:15 AM	3	0	0	0	0	6	43	77	20	0	0	0	0	0	149	41-50	120
7:30 AM	9	0	0	0	0	6	58	75	11	0	0	0	0	0	159	41-50	133
7:45 AM	15	0	0	0	0	5	47	51	10	0	0	0	0	0	128	41-50	97
8:00 AM	5	0	0	0	0	1	34	69	14	0	0	0	0	0	123	41-50	103
8:15 AM	4	0	0	0	0	4	41	76	10	0	0	0	0	0	135	41-50	116
8:30 AM	7	0	0	0	0	1	38	67	4	0	0	0	0	0	117	41-50	105
8:45 AM	6	0	0	0	0	5	26	46	10	0	0	0	0	0	93	41-50	72
9:00 AM	3	0	0	0	0	2	36	48	9	0	0	0	0	0	98	41-50	83
9:15 AM	3	0	0	0	0	2	20	50	11	0	0	0	0	0	86	41-50	70
9:30 AM	8	0	0	0	0	4	25	42	12	0	0	0	0	0	91	41-50	67
9:45 AM	5	0	0	0	0	2	32	44	12	0	0	0	0	0	95	41-50	76
10:00 AM	2	0	0	0	0	3	20	47	14	0	0	0	0	0	86	41-50	67
10:15 AM	4	0	0	0	1	4	24	41	15	1	0	0	0	0	90	41-50	65
10:30 AM	8	0	0	0	0	2	22	44	10	0	0	0	0	0	86	41-50	66
10:45 AM	8	0	0	0	0	2	23	48	9	0	0	0	0	0	90	41-50	70
11:00 AM	5	0	0	0	0	2	21	55	9	0	0	0	0	0	92	41-50	76
11:15 AM	5	0	0	0	0	3	22	36	10	0	0	0	0	0	76	41-50	58
11:30 AM	2	0	0	0	0	5	15	32	5	0	0	0	0	0	59	41-50	47
11:45 AM	12	0	0	0	0	2	10	39	5	0	0	0	0	0	68	41-50	48
Day Total																	
Percent																	
AM Peak																	
Volume																	
PM Peak																	
Volume																	
Comments:																	

LOCATION: 6. Malcolm Dixon Rd to Deer Valley Rd W SPECIFIC LOCATION: 0 ft from CITY/STATE: El Dorado Hills, CA															QC JOB #: 12004738 DIRECTION: WB DATE: May 08 2014		
Start Time	15	20	25	30	35	40	45	50	55	60	65	70	75	999	Total	Pace Speed	Number in Pace
12:00 PM	8	0	0	0	0	0	14	47	13	0	0	0	0	0	82	41-50	61
12:15 PM	9	0	0	0	0	2	18	40	12	0	0	0	0	0	81	41-50	58
12:30 PM	9	0	0	0	0	1	20	34	14	0	0	0	0	0	78	41-50	53
12:45 PM	9	0	0	0	0	0	24	32	8	0	0	0	0	0	73	41-50	56
1:00 PM	6	0	0	0	0	2	14	42	13	0	0	0	0	0	77	41-50	56
1:15 PM	2	0	0	0	0	4	18	39	8	0	0	0	0	0	71	41-50	56
1:30 PM	3	0	0	0	0	1	16	32	18	0	0	0	0	0	70	46-55	49
1:45 PM	4	0	0	0	0	1	10	26	18	0	0	0	0	0	59	46-55	43
2:00 PM	6	0	0	0	0	5	17	32	8	1	0	0	0	0	69	41-50	49
2:15 PM	2	0	0	0	0	1	23	46	20	1	0	0	0	0	93	41-50	69
2:30 PM	7	0	0	0	0	0	28	32	12	0	0	0	0	0	79	41-50	60
2:45 PM	7	0	0	0	0	1	26	46	11	0	0	0	0	0	91	41-50	72
3:00 PM	7	0	0	0	0	4	24	43	7	0	0	0	0	0	85	41-50	66
3:15 PM	6	0	0	0	0	5	45	30	7	0	0	0	0	0	93	41-50	75
3:30 PM	1	0	0	0	0	2	24	53	8	0	0	0	0	0	88	41-50	76
3:45 PM	10	0	0	0	0	0	22	40	9	0	0	0	0	0	81	41-50	62
4:00 PM	8	0	0	0	0	1	22	51	12	0	0	0	0	0	94	41-50	73
4:15 PM	5	0	0	0	0	5	30	45	7	0	0	0	0	0	92	41-50	75
4:30 PM	9	0	0	1	0	2	19	56	15	1	0	0	0	0	103	41-50	75
4:45 PM	7	0	0	0	0	1	28	45	4	0	0	0	0	0	85	41-50	73
5:00 PM	8	0	0	0	0	0	25	56	8	0	0	0	0	0	97	41-50	81
5:15 PM	10	0	0	0	1	4	33	53	5	0	0	0	0	0	106	41-50	85
5:30 PM	9	0	0	0	1	0	24	44	8	0	0	0	0	0	86	41-50	68
5:45 PM	12	0	0	0	0	6	23	50	2	0	0	0	0	0	93	41-50	73
Day Total																	
Percent																	
AM Peak Volume																	
PM Peak Volume																	
Comments:																	

LOCATION: 6. Malcolm Dixon Rd to Deer Valley Rd W SPECIFIC LOCATION: 0 ft from CITY/STATE: El Dorado Hills, CA															QC JOB #: 12004738 DIRECTION: WB DATE: May 08 2014			
Start Time	15	20	25	30	35	40	45	50	55	60	65	70	75	999	Total	Pace Speed	Number in Pace	
6:00 PM	13	0	0	0	0	2	20	48	1	0	0	0	0	0	84	41-50	68	
6:15 PM	11	0	0	0	0	1	22	44	5	0	0	0	0	0	83	41-50	66	
6:30 PM	4	0	0	0	0	1	18	34	6	0	0	0	0	0	63	41-50	51	
6:45 PM	12	0	0	0	0	0	20	33	5	0	0	0	0	0	70	41-50	52	
7:00 PM	8	0	0	0	0	1	13	34	7	0	0	0	0	0	63	41-50	46	
7:15 PM	2	0	0	0	0	0	10	31	3	0	0	0	0	0	46	41-50	41	
7:30 PM	2	0	0	0	0	2	18	15	4	0	0	0	0	0	41	41-50	33	
7:45 PM	4	0	0	0	1	0	9	17	5	0	0	0	0	0	36	42-51	25	
8:00 PM	6	0	0	0	0	1	10	11	3	0	0	0	0	0	31	41-50	21	
8:15 PM	3	0	0	0	0	0	9	5	1	0	0	0	0	0	18	41-50	14	
8:30 PM	2	0	0	0	0	0	7	18	3	0	0	0	0	0	30	41-50	25	
8:45 PM	3	0	0	0	0	0	5	16	1	0	0	0	0	0	25	41-50	21	
9:00 PM	2	0	0	0	0	1	5	10	1	0	0	0	0	0	19	41-50	15	
9:15 PM	3	0	0	0	0	1	4	18	1	0	0	0	0	0	27	41-50	22	
9:30 PM	1	0	0	0	0	0	7	11	1	0	0	0	0	0	20	41-50	18	
9:45 PM	2	0	0	0	0	0	5	8	3	0	0	0	0	0	18	41-50	13	
10:00 PM	0	0	0	0	0	0	1	5	0	0	0	0	0	0	6	41-50	6	
10:15 PM	1	0	0	0	1	2	6	6	1	0	0	0	0	0	17	41-50	11	
10:30 PM	0	0	0	0	0	0	3	5	1	0	0	0	0	0	9	41-50	8	
10:45 PM	0	0	0	0	0	0	1	4	3	0	0	0	0	0	8	47-56	6	
11:00 PM	0	0	0	0	0	0	3	3	3	0	0	0	0	0	9	47-56	5	
11:15 PM	2	0	0	0	0	1	0	5	0	0	0	0	0	0	8	41-50	5	
11:30 PM	0	0	0	0	0	0	1	3	0	0	0	0	0	0	4	41-50	4	
11:45 PM	1	0	0	0	0	0	2	4	2	0	0	0	0	0	9	46-55	6	
Day Total	415	0	0	1	5	136	1538	2794	586	4	0	0	0	0	5479	41-50	4332	
Percent	7.6%	0.0%	0.0%	0.0%	0.1%	2.5%	28.1%	51.0%	10.7%	0.1%	0.0%	0.0%	0.0%	0.0%				
ADT 5479																		
AM Peak	7:45 AM																	
Volume	15				1	6	58	89	20	1					159			
PM Peak	6:00 PM																	
Volume	13			1	1	6	45	56	20	1					106			
<i>Comments:</i>																		

LOCATION: 6. Malcolm Dixon Rd to Deer Valley Rd W SPECIFIC LOCATION: 0 ft from CITY/STATE: El Dorado Hills, CA															QC JOB #: 12004738 DIRECTION: WB DATE: May 09 2014		
Start Time	15	20	25	30	35	40	45	50	55	60	65	70	75	999	Total	Pace Speed	Number in Pace
12:00 AM	0	0	0	0	0	1	0	0	0	0	0	0	0	0	1	31-40	1
12:15 AM	3	0	0	0	0	0	0	1	0	0	0	0	0	0	4	6-15	2
12:30 AM	1	0	0	0	0	0	0	2	0	0	0	0	0	0	3	41-50	2
12:45 AM	2	0	0	0	0	0	0	0	0	0	0	0	0	0	2	8-17	1
1:00 AM	2	0	0	0	0	0	0	0	2	0	0	0	0	0	4	46-55	2
1:15 AM	0	0	0	0	0	0	1	1	0	0	0	0	0	0	2	41-50	2
1:30 AM	0	0	0	0	0	0	2	1	0	0	0	0	0	0	3	41-50	3
1:45 AM	0	0	0	0	0	0	0	0	0	0	0	0	0	0	0	1-10	0
2:00 AM	1	0	0	0	0	0	1	4	0	0	0	0	0	0	6	41-50	5
2:15 AM	1	0	0	0	0	0	0	1	0	0	0	0	0	0	2	41-50	1
2:30 AM	0	0	0	0	0	0	0	1	1	0	0	0	0	0	2	46-55	2
2:45 AM	1	0	0	0	0	0	0	1	0	0	0	0	0	0	2	41-50	1
3:00 AM	0	0	0	0	0	0	1	2	0	0	0	0	0	0	3	41-50	3
3:15 AM	0	0	0	0	0	0	1	1	0	0	0	0	0	0	2	41-50	2
3:30 AM	0	0	0	0	0	0	1	1	1	0	0	0	0	0	3	46-55	2
3:45 AM	1	0	0	0	0	0	1	2	0	0	0	0	0	0	4	41-50	3
4:00 AM	0	0	0	0	0	0	0	2	1	0	0	0	0	0	3	46-55	3
4:15 AM	1	0	0	0	0	1	2	4	1	0	0	0	0	0	9	41-50	6
4:30 AM	2	0	0	0	0	0	3	6	8	0	0	0	0	0	19	46-55	14
4:45 AM	2	0	0	0	0	0	4	7	1	0	0	0	0	0	14	42-51	10
5:00 AM	1	0	0	0	0	0	3	14	3	0	0	0	0	0	21	46-55	17
5:15 AM	7	0	0	0	0	0	0	13	14	0	0	0	0	0	34	46-55	26
5:30 AM	6	0	0	0	0	0	1	21	10	0	0	0	0	0	38	46-55	31
5:45 AM	8	0	0	0	0	0	6	29	9	0	0	0	0	0	52	46-55	37
Day Total																	
Percent																	
AM Peak																	
Volume																	
PM Peak																	
Volume																	
Comments:																	

LOCATION: 6. Malcolm Dixon Rd to Deer Valley Rd W SPECIFIC LOCATION: 0 ft from CITY/STATE: El Dorado Hills, CA															QC JOB #: 12004738 DIRECTION: WB DATE: May 09 2014		
Start Time	15	20	25	30	35	40	45	50	55	60	65	70	75	999	Total	Pace Speed	Number in Pace
6:00 AM	3	0	0	0	0	0	3	20	20	0	0	0	0	0	46	46-55	40
6:15 AM	7	0	0	0	0	0	11	45	9	0	0	0	0	0	72	41-50	56
6:30 AM	7	0	0	0	0	1	16	49	19	1	0	0	0	0	93	46-55	68
6:45 AM	8	0	0	0	0	3	18	62	12	0	0	0	0	0	103	41-50	80
7:00 AM	5	0	0	0	0	2	53	75	5	0	0	0	0	0	140	41-50	128
7:15 AM	6	0	0	0	0	3	58	73	8	0	0	0	0	0	148	41-50	131
7:30 AM	2	0	0	0	0	7	39	64	24	0	0	0	0	0	136	41-50	103
7:45 AM	3	0	0	0	0	7	50	63	5	0	0	0	0	0	128	41-50	112
8:00 AM	7	0	0	0	0	5	25	51	3	0	0	0	0	0	91	41-50	76
8:15 AM	1	0	0	0	0	9	51	40	4	0	0	0	0	0	105	41-50	91
8:30 AM	8	47	27	6	6	3	2	0	0	0	0	0	0	0	99	16-25	74
8:45 AM	1	8	20	23	57	12	0	0	0	0	0	0	0	0	121	26-35	80
9:00 AM	0	0	15	50	48	6	0	0	0	0	0	0	0	0	119	26-35	97
9:15 AM	1	0	0	27	67	16	1	0	0	0	0	0	0	0	112	26-35	94
9:30 AM	2	0	0	17	49	7	2	0	0	0	0	0	0	0	77	26-35	66
9:45 AM	3	0	8	37	37	15	1	0	0	0	0	0	0	0	101	26-35	74
10:00 AM	0	0	0	32	42	7	1	0	0	0	0	0	0	0	82	26-35	74
10:15 AM	1	0	1	25	44	22	0	0	0	0	0	0	0	0	93	26-35	69
10:30 AM	1	0	2	21	48	27	6	0	0	0	0	0	0	0	105	31-40	75
10:45 AM	5	0	0	0	4	26	41	8	0	0	0	0	0	0	84	36-45	67
11:00 AM	6	0	0	3	1	35	39	3	0	0	0	0	0	0	87	36-45	74
11:15 AM	6	0	0	0	1	23	46	5	0	0	0	0	0	0	81	36-45	69
11:30 AM	6	0	0	0	5	21	32	14	2	0	0	0	0	0	80	36-45	53
11:45 AM	5	0	0	0	0	5	29	38	5	0	0	0	0	0	82	41-50	66
Day Total																	
Percent																	
AM Peak Volume																	
PM Peak Volume																	
Comments:																	

LOCATION: 6. Malcolm Dixon Rd to Deer Valley Rd W SPECIFIC LOCATION: 0 ft from CITY/STATE: El Dorado Hills, CA															QC JOB #: 12004738 DIRECTION: WB DATE: May 09 2014		
Start Time	1 15	16 20	21 25	26 30	31 35	36 40	41 45	46 50	51 55	56 60	61 65	66 70	71 75	76 999	Total	Pace Speed	Number in Pace
12:00 PM	5	0	0	0	0	4	38	44	3	0	0	0	0	0	94	41-50	82
12:15 PM	3	0	0	0	1	1	24	33	8	0	0	0	0	0	70	41-50	56
12:30 PM	14	0	0	0	1	3	19	41	6	0	0	0	0	0	84	41-50	60
12:45 PM	5	0	0	0	0	4	33	34	3	0	0	0	0	0	79	41-50	67
1:00 PM	6	0	0	0	0	8	34	26	1	1	0	0	0	0	76	41-50	60
1:15 PM	9	0	0	0	0	6	32	39	4	0	0	0	0	0	90	41-50	71
1:30 PM	11	0	0	1	0	6	31	40	3	0	0	0	0	0	92	41-50	71
1:45 PM	4	0	0	0	0	2	21	32	1	0	0	0	0	0	60	41-50	53
2:00 PM	9	0	0	0	0	4	26	38	4	0	0	0	0	0	81	41-50	63
2:15 PM	8	0	0	0	0	13	46	42	1	0	0	0	0	0	110	41-50	88
2:30 PM	10	0	0	0	0	2	27	39	8	0	0	0	0	0	86	41-50	66
2:45 PM	13	0	0	0	0	1	25	57	3	0	0	0	0	0	99	41-50	82
3:00 PM	10	0	0	0	0	4	31	48	5	0	0	0	0	0	98	41-50	78
3:15 PM	7	0	0	0	0	0	33	59	3	0	0	0	0	0	102	41-50	92
3:30 PM	10	0	0	0	0	3	28	64	6	0	0	0	0	0	111	41-50	92
3:45 PM	15	0	0	0	0	6	35	46	1	0	0	0	0	0	103	41-50	81
4:00 PM	15	0	0	0	0	0	24	47	4	0	0	0	0	0	90	41-50	71
4:15 PM	9	0	0	0	0	1	28	49	6	0	0	0	0	0	93	41-50	77
4:30 PM	11	0	0	0	0	1	35	44	2	0	0	0	0	0	93	41-50	79
4:45 PM	12	0	0	0	0	4	23	64	3	0	0	0	0	0	106	41-50	87
5:00 PM	14	0	0	0	0	4	25	57	6	0	0	0	0	0	106	41-50	82
5:15 PM	15	0	0	0	0	2	30	44	4	0	0	0	0	0	95	41-50	74
5:30 PM	12	0	0	0	1	2	28	56	2	0	0	0	0	0	101	41-50	84
5:45 PM	8	0	0	0	0	1	31	34	6	0	0	0	0	0	80	41-50	65
Day Total																	
Percent																	
AM Peak																	
Volume																	
PM Peak																	
Volume																	
Comments:																	

LOCATION: 6. Malcolm Dixon Rd to Deer Valley Rd W SPECIFIC LOCATION: 0 ft from CITY/STATE: El Dorado Hills, CA															QC JOB #: 12004738 DIRECTION: WB DATE: May 09 2014			
Start Time	15	16	21	26	31	36	41	46	51	56	61	66	71	76	Total	Pace Speed	Number in Pace	
	15	20	25	30	35	40	45	50	55	60	65	70	75	999				
6:00 PM	13	0	0	0	0	3	28	44	3	0	0	0	0	0	91	41-50	72	
6:15 PM	10	0	0	0	0	1	27	37	3	0	0	0	0	0	78	41-50	64	
6:30 PM	10	0	0	0	0	0	26	51	2	0	0	0	1	0	90	41-50	77	
6:45 PM	5	0	0	0	0	2	30	22	2	0	0	0	0	0	61	41-50	52	
7:00 PM	10	0	0	0	0	0	24	36	2	0	0	0	0	0	72	41-50	60	
7:15 PM	7	0	0	0	0	3	10	26	5	0	0	0	0	0	51	41-50	36	
7:30 PM	2	0	0	0	0	1	14	31	2	0	0	0	0	0	50	41-50	45	
7:45 PM	3	0	0	0	0	1	15	18	1	0	0	0	0	0	38	41-50	33	
8:00 PM	3	0	0	0	0	0	20	33	2	0	0	0	0	0	58	41-50	52	
8:15 PM	7	0	0	0	0	1	13	18	0	0	0	0	0	0	39	41-50	31	
8:30 PM	4	0	0	0	0	1	7	18	0	0	0	0	0	0	30	41-50	25	
8:45 PM	7	0	0	0	0	1	8	19	2	0	0	0	0	0	37	41-50	26	
9:00 PM	7	0	0	0	1	0	8	13	1	0	0	0	0	0	30	41-50	21	
9:15 PM	6	0	0	0	0	0	8	13	5	0	0	0	0	0	32	41-50	21	
9:30 PM	2	0	0	0	0	3	6	20	1	0	0	0	0	0	32	41-50	26	
9:45 PM	6	0	0	0	0	1	10	20	0	0	0	0	0	0	37	41-50	30	
10:00 PM	7	0	0	0	0	0	2	15	1	0	0	0	0	0	25	41-50	17	
10:15 PM	3	0	0	0	0	1	4	9	1	0	0	0	0	0	18	41-50	13	
10:30 PM	2	0	0	0	0	1	6	14	4	0	0	0	0	0	27	41-50	20	
10:45 PM	4	0	0	0	0	0	2	8	0	0	0	0	0	0	14	41-50	10	
11:00 PM	0	0	0	0	0	0	4	5	3	0	0	0	0	0	12	41-50	9	
11:15 PM	0	0	0	0	0	0	2	3	1	0	0	0	0	0	6	45-54	4	
11:30 PM	2	0	0	0	0	0	3	2	0	0	0	0	0	0	7	41-50	5	
11:45 PM	1	0	0	0	0	0	5	3	2	0	0	0	0	0	11	42-51	7	
Day Total	489	55	73	242	413	366	1540	2279	303	2	0	0	1	0	5763	41-50	3819	
Percent	8.5%	1.0%	1.3%	4.2%	7.2%	6.4%	26.7%	39.5%	5.3%	0.0%	0.0%	0.0%	0.0%	0.0%				
ADT 5763																		
AM Peak	5:45 AM	8:30 AM	8:30 AM	9:00 AM	9:15 AM	11:00 AM	7:15 AM	7:00 AM	7:30 AM	6:30 AM						7:15 AM		
Volume	8	47	27	50	67	35	58	75	24	1						148		
PM Peak	3:45 PM			1:30 PM		12:15 PM	2:15 PM	2:15 PM	3:30 PM	12:15 PM	1:00 PM	6:30 PM			3:30 PM			
Volume	15			1		1	13	46	64	8	1	1			111			
<i>Comments:</i>																		

LOCATION: 6. Malcolm Dixon Rd to Deer Valley Rd W SPECIFIC LOCATION: 0 ft from CITY/STATE: El Dorado Hills, CA															QC JOB #: 12004738 DIRECTION: WB DATE: May 10 2014		
Start Time	15	16	21	26	31	36	41	46	51	56	61	66	71	76	Total	Pace Speed	Number in Pace
	15	20	25	30	35	40	45	50	55	60	65	70	75	999			
12:00 AM	0	0	0	0	0	1	2	1	0	0	0	0	0	0	4	41-50	3
12:15 AM	1	0	0	0	0	0	1	3	1	0	0	0	0	0	6	41-50	4
12:30 AM	2	0	0	0	0	0	0	5	1	0	0	0	0	0	8	46-55	5
12:45 AM	1	0	0	0	0	1	4	3	0	0	0	0	0	0	9	42-51	6
1:00 AM	1	0	0	0	0	0	1	3	0	0	0	0	0	0	5	41-50	4
1:15 AM	0	0	0	0	1	0	1	3	0	0	0	0	0	0	5	41-50	4
1:30 AM	3	0	0	0	0	0	1	2	1	0	0	0	0	0	7	46-55	3
1:45 AM	1	0	0	0	0	0	1	1	0	0	0	0	0	0	3	41-50	2
2:00 AM	2	0	0	0	0	0	1	5	0	0	0	0	0	0	8	41-50	6
2:15 AM	2	0	0	0	0	0	1	2	1	0	0	0	0	0	6	46-55	3
2:30 AM	2	0	0	0	0	0	1	2	1	0	0	0	0	0	6	46-55	3
2:45 AM	2	0	0	0	0	0	1	1	2	0	0	0	0	0	6	46-55	3
3:00 AM	0	0	0	0	0	0	1	2	3	0	0	0	0	0	6	48-57	4
3:15 AM	1	0	0	0	0	0	2	1	1	0	0	0	0	0	5	41-50	3
3:30 AM	0	0	0	0	1	0	1	0	0	0	0	0	0	0	2	26-35	1
3:45 AM	0	0	0	0	0	0	1	3	0	0	0	0	0	0	4	41-50	4
4:00 AM	0	0	0	0	0	0	1	2	2	0	0	0	0	0	5	46-55	4
4:15 AM	3	0	0	0	0	0	0	4	0	0	0	0	0	0	7	41-50	4
4:30 AM	2	0	0	0	0	0	3	2	0	0	0	0	0	0	7	41-50	5
4:45 AM	0	0	0	0	0	0	0	3	1	0	0	0	0	0	4	46-55	4
5:00 AM	0	0	0	0	0	0	3	5	0	0	0	0	0	0	8	41-50	8
5:15 AM	4	0	0	0	0	1	1	13	2	0	0	0	0	0	21	46-55	14
5:30 AM	1	0	0	0	0	0	6	12	1	0	0	0	0	0	20	41-50	17
5:45 AM	3	0	0	0	0	0	9	7	0	0	0	0	0	0	19	41-50	15
Day Total																	
Percent																	
AM Peak																	
Volume																	
PM Peak																	
Volume																	
Comments:																	

LOCATION: 6. Malcolm Dixon Rd to Deer Valley Rd W SPECIFIC LOCATION: 0 ft from CITY/STATE: El Dorado Hills, CA															QC JOB #: 12004738 DIRECTION: WB DATE: May 10 2014		
Start Time	15	20	25	30	35	40	45	50	55	60	65	70	75	999	Total	Pace Speed	Number in Pace
6:00 AM	3	0	0	0	0	0	3	14	5	0	0	0	0	0	25	46-55	19
6:15 AM	5	0	0	0	0	0	8	11	3	0	0	0	0	0	27	41-50	19
6:30 AM	2	0	0	0	0	3	15	19	1	0	0	0	0	0	40	41-50	33
6:45 AM	5	0	0	0	0	0	8	26	0	0	0	0	0	0	39	41-50	34
7:00 AM	4	0	0	0	0	1	12	20	2	0	0	0	0	0	39	41-50	32
7:15 AM	5	0	0	0	0	0	16	28	3	0	0	0	0	0	52	41-50	43
7:30 AM	6	0	0	0	0	1	13	41	2	0	0	0	0	0	63	41-50	54
7:45 AM	8	0	0	0	0	0	19	44	1	0	0	0	0	0	72	41-50	62
8:00 AM	7	0	0	0	3	2	17	27	2	0	0	0	0	0	58	41-50	44
8:15 AM	4	0	0	0	0	5	26	32	4	0	0	0	0	0	71	41-50	58
8:30 AM	7	0	0	0	0	0	35	49	3	0	0	0	0	0	94	41-50	84
8:45 AM	7	0	0	0	0	0	37	48	1	0	0	0	0	0	93	41-50	84
9:00 AM	6	0	0	0	0	2	28	37	1	0	0	0	0	0	74	41-50	65
9:15 AM	12	0	0	0	0	3	37	36	0	0	0	0	0	0	88	41-50	73
9:30 AM	11	0	0	0	0	6	35	60	1	0	0	0	0	0	113	41-50	95
9:45 AM	7	0	1	0	0	7	39	48	2	0	0	0	0	0	104	41-50	86
10:00 AM	12	0	0	0	0	2	36	53	0	0	0	0	0	0	103	41-50	88
10:15 AM	8	0	0	0	0	3	42	53	1	0	0	0	0	0	107	41-50	94
10:30 AM	9	0	0	0	2	5	44	39	2	0	0	0	0	0	101	41-50	83
10:45 AM	12	0	0	0	1	4	40	41	2	0	0	0	0	0	100	41-50	80
11:00 AM	13	0	0	0	0	4	37	40	1	0	0	0	0	0	95	41-50	77
11:15 AM	8	0	0	0	0	2	28	53	4	0	0	0	0	0	95	41-50	80
11:30 AM	5	0	0	0	0	1	48	48	2	0	0	0	0	0	104	41-50	95
11:45 AM	11	0	0	0	0	2	51	53	5	0	0	0	0	0	122	41-50	103
Day Total																	
Percent																	
AM Peak Volume																	
PM Peak Volume																	
Comments:																	

LOCATION: 6. Malcolm Dixon Rd to Deer Valley Rd W SPECIFIC LOCATION: 0 ft from CITY/STATE: El Dorado Hills, CA															QC JOB #: 12004738 DIRECTION: WB DATE: May 10 2014		
Start Time	15	20	25	30	35	40	45	50	55	60	65	70	75	999	Total	Pace Speed	Number in Pace
12:00 PM	7	0	0	0	0	6	40	53	3	0	0	0	0	0	109	41-50	92
12:15 PM	8	0	0	0	0	2	29	51	1	0	0	0	0	0	91	41-50	80
12:30 PM	6	0	0	1	0	4	47	57	1	0	0	0	0	1	117	41-50	104
12:45 PM	8	0	0	0	1	0	38	46	1	0	0	0	0	0	94	41-50	83
1:00 PM	8	0	0	0	0	2	48	41	2	0	0	0	0	0	101	41-50	88
1:15 PM	9	0	0	0	0	1	50	45	0	0	0	0	0	0	105	41-50	95
1:30 PM	6	0	0	0	1	1	51	46	1	0	0	0	0	0	106	41-50	96
1:45 PM	13	0	0	1	0	3	35	41	0	0	0	0	0	0	93	41-50	76
2:00 PM	14	0	0	0	0	7	55	29	0	0	0	0	0	0	105	41-50	84
2:15 PM	9	0	0	0	0	3	55	24	0	0	0	0	0	0	91	41-50	79
2:30 PM	15	0	0	0	0	5	46	34	0	0	0	0	0	0	100	41-50	80
2:45 PM	13	0	0	0	1	6	47	34	1	0	0	0	0	0	102	41-50	81
3:00 PM	10	0	0	0	0	0	32	34	2	0	0	1	1	0	80	41-50	66
3:15 PM	5	0	0	0	0	8	45	42	0	0	0	0	0	0	100	41-50	87
3:30 PM	7	0	0	0	0	7	49	27	0	0	0	0	0	0	90	41-50	76
3:45 PM	8	0	0	0	1	7	38	33	1	0	0	0	0	0	88	41-50	70
4:00 PM	11	0	0	0	0	4	40	22	1	0	0	0	0	0	78	41-50	62
4:15 PM	10	0	0	0	2	6	47	23	0	0	0	0	0	0	88	41-50	69
4:30 PM	11	0	0	0	0	5	61	21	0	0	0	0	0	0	98	41-50	81
4:45 PM	6	0	0	0	0	9	47	15	0	0	0	0	0	0	77	41-50	62
5:00 PM	14	0	0	0	0	5	37	33	3	0	0	0	0	0	92	41-50	69
5:15 PM	7	0	0	0	2	2	24	30	0	0	0	0	0	0	65	41-50	54
5:30 PM	6	0	0	0	0	3	51	23	0	0	0	0	0	0	83	41-50	73
5:45 PM	6	0	0	0	0	6	32	35	1	0	0	0	0	0	80	41-50	67
Day Total																	
Percent																	
AM Peak Volume																	
PM Peak Volume																	
Comments:																	

LOCATION: 6. Malcolm Dixon Rd to Deer Valley Rd W SPECIFIC LOCATION: 0 ft from CITY/STATE: El Dorado Hills, CA															QC JOB #: 12004738 DIRECTION: WB DATE: May 10 2014			
Start Time	15	20	25	30	35	40	45	50	55	60	65	70	75	999	Total	Pace Speed	Number in Pace	
6:00 PM	11	0	0	0	0	1	38	20	0	0	0	0	0	0	70	41-50	58	
6:15 PM	5	0	0	0	0	2	32	34	2	0	0	0	0	0	75	41-50	66	
6:30 PM	10	0	0	0	0	6	35	20	0	0	0	0	0	0	71	41-50	55	
6:45 PM	4	0	0	0	0	0	30	24	0	0	0	0	0	0	58	41-50	53	
7:00 PM	6	0	0	0	0	0	27	19	0	0	0	0	0	0	52	41-50	45	
7:15 PM	4	0	0	0	0	4	33	20	0	0	0	0	0	0	61	41-50	53	
7:30 PM	4	0	0	0	0	2	18	17	1	0	0	0	0	0	42	41-50	35	
7:45 PM	6	0	0	0	0	1	21	14	1	0	0	0	0	0	43	41-50	34	
8:00 PM	1	0	0	0	0	2	21	21	0	0	0	0	0	0	45	41-50	42	
8:15 PM	2	0	0	0	0	2	21	13	0	0	0	0	0	0	38	41-50	34	
8:30 PM	3	0	0	0	0	1	22	12	0	0	0	0	0	0	38	41-50	34	
8:45 PM	2	0	0	0	1	1	15	11	0	0	0	0	0	0	30	41-50	26	
9:00 PM	2	0	0	0	0	2	17	13	0	0	0	0	0	0	34	41-50	30	
9:15 PM	1	0	0	0	0	3	17	14	0	0	0	0	0	0	35	41-50	30	
9:30 PM	1	0	0	0	0	0	13	11	0	0	0	0	0	0	25	41-50	24	
9:45 PM	3	0	0	0	0	1	9	9	1	0	0	0	0	0	23	41-50	18	
10:00 PM	1	0	0	0	0	0	10	19	0	0	0	0	0	0	30	41-50	28	
10:15 PM	1	0	0	0	0	0	11	13	0	0	0	0	0	0	25	41-50	24	
10:30 PM	1	0	0	0	0	0	7	11	1	0	0	0	0	0	20	41-50	18	
10:45 PM	2	0	0	0	0	1	8	7	1	0	0	0	0	0	19	41-50	14	
11:00 PM	3	0	0	0	0	1	9	6	0	0	0	0	0	0	19	41-50	14	
11:15 PM	3	0	0	0	0	1	8	12	1	0	0	0	0	0	25	41-50	19	
11:30 PM	0	0	0	0	0	2	9	8	0	0	0	0	0	0	19	41-50	17	
11:45 PM	3	0	0	0	0	0	7	3	0	0	0	0	0	0	13	41-50	10	
Day Total	504	0	1	2	17	191	2199	2195	91	0	0	1	1	1	5203	41-50	4394	
Percent	9.7%	0.0%	0.0%	0.0%	0.3%	3.7%	42.3%	42.2%	1.7%	0.0%	0.0%	0.0%	0.0%	0.0%				
ADT 5203																		
AM Peak	11:00 AM		9:45 AM		8:00 AM		9:45 AM	11:45 AM	9:30 AM	6:00 AM					11:45 AM			
Volume	13		1		3		7	51	60	5					122			
PM Peak	2:30 PM			12:30 PM		4:15 PM	4:45 PM	4:30 PM	12:30 PM	12:00 PM	3:00 PM			3:00 PM	12:30 PM	12:30 PM		
Volume	15			1		2	9	61	57	3	1			1	1	117		
<i>Comments:</i>																		

LOCATION: 6. Malcolm Dixon Rd to Deer Valley Rd W SPECIFIC LOCATION: 0 ft from CITY/STATE: El Dorado Hills, CA															QC JOB #: 12004738 DIRECTION: WB DATE: May 11 2014		
Start Time	15	20	25	30	35	40	45	50	55	60	65	70	75	999	Total	Pace Speed	Number in Pace
12:00 AM	2	0	0	0	0	0	5	2	1	0	0	0	0	0	10	41-50	7
12:15 AM	1	0	0	0	0	0	9	9	0	0	0	0	0	0	19	41-50	18
12:30 AM	1	0	0	0	0	0	4	7	0	0	0	0	0	0	12	42-51	10
12:45 AM	0	0	0	0	0	0	0	3	0	0	0	0	0	0	3	41-50	3
1:00 AM	2	0	0	0	0	0	4	2	0	0	0	0	0	0	8	41-50	6
1:15 AM	1	0	0	0	0	0	1	0	0	0	0	0	0	0	2	36-45	1
1:30 AM	1	0	0	0	0	0	2	4	0	0	0	0	0	0	7	41-50	6
1:45 AM	0	0	0	0	0	0	3	2	0	0	0	0	0	0	5	41-50	5
2:00 AM	1	0	0	0	0	0	0	3	0	0	0	0	0	0	4	41-50	3
2:15 AM	2	0	0	0	0	0	1	3	0	0	0	0	0	0	6	41-50	4
2:30 AM	2	0	0	0	0	0	1	0	1	0	0	0	0	0	4	8-17	1
2:45 AM	0	0	0	0	0	1	0	1	0	0	0	0	0	0	2	31-40	1
3:00 AM	1	0	0	0	0	0	2	2	0	0	0	0	0	0	5	41-50	4
3:15 AM	1	0	0	0	0	0	1	4	0	0	0	0	0	0	6	41-50	5
3:30 AM	1	0	0	0	0	0	1	1	0	0	0	0	0	0	3	41-50	2
3:45 AM	1	0	0	0	0	0	4	2	0	0	0	0	0	0	7	41-50	6
4:00 AM	0	0	0	0	0	1	0	0	0	0	0	0	0	0	1	31-40	1
4:15 AM	0	0	0	0	0	0	0	2	0	0	0	0	0	0	2	41-50	2
4:30 AM	5	0	0	0	0	0	0	4	1	0	0	0	0	0	10	47-56	4
4:45 AM	1	0	0	0	0	0	1	1	0	0	0	0	0	0	3	41-50	2
5:00 AM	1	0	0	0	0	0	2	7	0	0	0	0	0	0	10	41-50	9
5:15 AM	2	0	0	0	0	2	2	5	1	0	0	0	0	0	12	41-50	7
5:30 AM	6	0	0	0	0	1	3	6	2	0	0	0	0	0	18	45-54	8
5:45 AM	3	0	0	0	0	0	6	5	1	0	0	0	0	0	15	41-50	11
Day Total																	
Percent																	
AM Peak																	
Volume																	
PM Peak																	
Volume																	
Comments:																	

LOCATION: 6. Malcolm Dixon Rd to Deer Valley Rd W SPECIFIC LOCATION: 0 ft from CITY/STATE: El Dorado Hills, CA															QC JOB #: 12004738 DIRECTION: WB DATE: May 11 2014		
Start Time	15	20	25	30	35	40	45	50	55	60	65	70	75	999	Total	Pace Speed	Number in Pace
6:00 AM	4	0	0	0	0	1	4	8	1	0	0	0	0	0	18	41-50	12
6:15 AM	0	0	0	0	0	1	5	7	0	0	0	0	0	0	13	41-50	11
6:30 AM	2	0	0	0	0	0	7	15	1	0	0	0	0	0	25	41-50	22
6:45 AM	5	0	0	0	0	1	6	11	1	0	0	0	0	0	24	41-50	17
7:00 AM	1	0	0	0	0	1	5	19	1	0	0	0	0	0	27	42-51	23
7:15 AM	5	0	0	0	0	0	9	12	0	0	0	0	0	0	26	41-50	20
7:30 AM	3	0	0	0	0	1	11	15	0	0	0	0	0	0	30	41-50	26
7:45 AM	6	0	0	0	0	3	6	26	0	0	0	0	0	0	41	41-50	32
8:00 AM	2	0	0	0	0	1	23	16	0	0	0	0	0	0	42	41-50	39
8:15 AM	8	0	0	0	0	2	17	18	2	0	0	0	0	0	47	41-50	35
8:30 AM	5	0	0	0	0	3	22	29	3	0	0	0	0	0	62	41-50	50
8:45 AM	5	0	0	0	0	3	32	29	1	0	0	0	0	0	70	41-50	60
9:00 AM	4	0	0	0	1	8	34	23	0	0	0	0	0	0	70	41-50	56
9:15 AM	6	0	0	0	0	8	43	12	0	0	0	0	0	0	69	41-50	55
9:30 AM	2	0	0	0	0	3	35	20	0	0	0	0	0	0	60	41-50	55
9:45 AM	8	0	0	0	1	3	32	23	2	0	0	0	0	0	69	41-50	54
10:00 AM	4	0	0	0	0	2	44	31	0	0	0	0	0	0	81	41-50	75
10:15 AM	6	0	0	0	0	2	39	29	1	0	0	0	0	0	77	41-50	68
10:30 AM	10	0	0	0	0	3	34	42	1	0	0	0	0	0	90	41-50	76
10:45 AM	12	0	0	0	0	3	36	37	0	1	0	0	0	0	89	41-50	73
11:00 AM	6	0	0	0	0	4	53	27	1	0	0	0	0	0	91	41-50	80
11:15 AM	6	0	0	0	0	8	62	31	1	0	0	0	0	0	108	41-50	92
11:30 AM	9	0	0	0	0	11	64	26	1	0	0	0	0	0	111	41-50	89
11:45 AM	9	0	0	0	0	5	35	31	0	0	0	0	0	0	80	41-50	66
Day Total																	
Percent																	
AM Peak Volume																	
PM Peak Volume																	
Comments:																	

LOCATION: 6. Malcolm Dixon Rd to Deer Valley Rd W SPECIFIC LOCATION: 0 ft from CITY/STATE: El Dorado Hills, CA															QC JOB #: 12004738 DIRECTION: WB DATE: May 11 2014		
Start Time	15	20	25	30	35	40	45	50	55	60	65	70	75	999	Total	Pace Speed	Number in Pace
12:00 PM	7	0	0	0	1	4	48	35	0	0	0	0	0	0	95	41-50	83
12:15 PM	4	0	0	0	0	4	50	40	1	0	0	0	0	0	99	41-50	90
12:30 PM	11	0	0	0	0	12	36	35	0	0	0	0	0	0	94	41-50	71
12:45 PM	5	0	0	0	1	6	45	28	1	0	0	0	0	0	86	41-50	72
1:00 PM	10	0	0	0	0	11	46	28	0	0	0	0	0	0	95	41-50	73
1:15 PM	7	0	0	0	0	2	36	33	2	0	0	0	0	0	80	41-50	68
1:30 PM	10	0	0	0	0	1	49	29	0	0	0	0	0	0	89	41-50	78
1:45 PM	5	0	0	0	0	2	32	35	2	0	0	0	0	0	76	41-50	67
2:00 PM	7	0	0	0	0	1	35	38	0	0	0	0	0	0	81	41-50	72
2:15 PM	12	0	0	0	0	1	41	21	1	0	0	0	0	0	76	41-50	62
2:30 PM	9	0	0	1	0	3	44	20	1	0	0	0	0	0	78	41-50	64
2:45 PM	12	0	0	0	0	4	39	25	0	0	0	0	0	0	80	41-50	64
3:00 PM	7	0	0	2	0	2	31	30	1	0	0	0	0	0	73	41-50	61
3:15 PM	6	0	0	0	0	7	41	27	0	0	0	0	0	0	81	41-50	68
3:30 PM	10	0	0	0	0	3	34	24	0	0	0	0	0	0	71	41-50	57
3:45 PM	2	0	0	0	0	7	40	38	0	0	0	0	0	0	87	41-50	77
4:00 PM	7	0	0	0	0	3	36	25	1	0	0	0	0	0	72	41-50	61
4:15 PM	6	0	0	0	0	5	41	27	0	0	0	0	0	0	79	41-50	68
4:30 PM	8	0	0	0	0	5	31	30	1	0	0	0	0	0	75	41-50	61
4:45 PM	6	0	0	0	0	3	33	21	0	0	0	0	0	0	63	41-50	54
5:00 PM	3	0	0	0	0	1	31	29	0	0	0	0	0	0	64	41-50	59
5:15 PM	9	0	0	0	0	0	45	29	0	0	0	0	0	0	83	41-50	74
5:30 PM	9	0	0	0	0	6	48	15	0	0	0	0	0	0	78	41-50	63
5:45 PM	7	0	0	0	0	5	27	33	0	0	0	0	0	0	72	41-50	59
Day Total																	
Percent																	
AM Peak Volume																	
PM Peak Volume																	
Comments:																	

LOCATION: 6. Malcolm Dixon Rd to Deer Valley Rd W SPECIFIC LOCATION: 0 ft from CITY/STATE: El Dorado Hills, CA															QC JOB #: 12004738 DIRECTION: WB DATE: May 11 2014			
Start Time	1 15	16 20	21 25	26 30	31 35	36 40	41 45	46 50	51 55	56 60	61 65	66 70	71 75	76 999	Total	Pace Speed	Number in Pace	
6:00 PM	5	0	0	0	1	1	21	24	0	0	0	0	0	0	52	41-50	44	
6:15 PM	4	0	0	0	0	4	30	14	0	0	0	0	0	0	52	41-50	43	
6:30 PM	7	0	0	0	0	4	38	21	0	0	0	0	0	0	70	41-50	59	
6:45 PM	5	0	0	0	0	3	21	17	0	0	0	0	0	0	46	41-50	38	
7:00 PM	6	0	0	0	0	2	29	17	0	0	0	0	0	0	54	41-50	46	
7:15 PM	6	0	0	0	0	2	30	16	0	0	0	0	0	0	54	41-50	46	
7:30 PM	1	0	0	0	0	4	19	12	0	0	0	0	0	0	36	41-50	30	
7:45 PM	1	0	0	0	1	5	40	18	0	0	0	0	0	0	65	41-50	57	
8:00 PM	3	0	0	0	0	0	14	26	1	0	0	0	0	0	44	41-50	40	
8:15 PM	7	0	0	0	0	2	26	16	0	0	0	0	0	0	51	41-50	42	
8:30 PM	5	0	0	0	0	1	12	11	0	0	0	0	0	0	29	41-50	23	
8:45 PM	5	0	0	0	0	0	20	16	0	0	0	0	0	0	41	41-50	36	
9:00 PM	2	0	0	0	1	1	12	9	0	0	0	0	0	0	25	41-50	20	
9:15 PM	4	0	0	0	0	1	15	17	0	0	0	0	0	0	37	41-50	31	
9:30 PM	4	0	0	0	1	0	12	7	0	0	0	0	0	0	24	41-50	18	
9:45 PM	1	0	0	0	0	1	9	18	0	0	0	0	0	0	29	41-50	27	
10:00 PM	4	0	0	0	0	2	9	10	0	0	0	0	0	0	25	41-50	19	
10:15 PM	4	0	0	0	0	0	2	3	1	0	0	0	0	0	10	45-54	4	
10:30 PM	1	0	0	0	0	1	3	6	0	0	0	0	0	0	11	42-51	8	
10:45 PM	1	0	0	0	0	0	5	6	0	0	0	0	0	0	12	41-50	10	
11:00 PM	1	0	0	0	0	0	5	6	0	0	0	0	0	0	12	41-50	10	
11:15 PM	1	0	0	0	0	0	3	1	0	0	0	0	0	0	5	41-50	4	
11:30 PM	2	0	0	0	0	0	2	0	0	0	0	0	0	0	4	36-45	2	
11:45 PM	3	0	0	0	0	1	0	1	0	0	0	0	0	0	5	6-15	2	
Day Total	425	0	0	3	8	215	2026	1599	37	1	0	0	0	0	4314	41-50	3625	
Percent	9.9%	0.0%	0.0%	0.1%	0.2%	5.0%	47.0%	37.1%	0.9%	0.0%	0.0%	0.0%	0.0%	0.0%				
ADT 4314																		
AM Peak Volume	10:45 AM 9:00 AM 11:30 AM 11:30 AM 10:30 AM 8:30 AM 10:45 AM 12 1 11 64 42 3 1															11:30 AM		
PM Peak Volume	2:15 PM 3:00 PM 12:00 PM 12:30 PM 12:15 PM 12:15 PM 1:15 PM 12 2 1 12 50 40 2															12:15 PM		
<i>Comments:</i>																		

LOCATION: 6. Malcolm Dixon Rd to Deer Valley Rd W														QC JOB #: 12004738			
SPECIFIC LOCATION: 0 ft from														DIRECTION: WB			
CITY/STATE: El Dorado Hills, CA														DATE: May 03 2014 - May 11 2014			
Start Time	1 15	16 20	21 25	26 30	31 35	36 40	41 45	46 50	51 55	56 60	61 65	66 70	71 75	76 999	Total	Pace Speed	Number in Pace
Grand Total	4166	58	75	258	471	1186	11191	21901	6843	274	4	5	2	6	46440	41-50	33092
Percent	9.0%	0.1%	0.2%	0.6%	1.0%	2.6%	24.1%	47.2%	14.7%	0.6%	0.0%	0.0%	0.0%	0.0%			
Cumulative Percent	9.0%	9.1%	9.3%	9.8%	10.8%	13.4%	37.5%	84.6%	99.4%	100.0%	100.0%	100.0%	100.0%	100.0%			
ADT 5160															85th Percentile 50 MPH Mean Speed(Average): 42 MPH		
<i>Comments:</i>															Median 46 MPH Mode: 48 MPH		

Report generated on 10/13/2014 10:26 AM

SOURCE: Quality Counts, LLC (<http://www.qualitycounts.net>)



LOCATION: 6. Malcolm Dixon Rd to Deer Valley Rd W SPECIFIC LOCATION: 0 ft from CITY/STATE: El Dorado Hills, CA														QC JOB #: 12004738 DIRECTION: EB/WB DATE: May 07 2014			
Start Time	1	16	21	26	31	36	41	46	51	56	61	66	71	76	Total	Pace Speed	Number in Pace
12:00 AM																	
12:15 AM																	
12:30 AM																	
12:45 AM																	
1:00 AM																	
1:15 AM																	
1:30 AM																	
1:45 AM																	
2:00 AM																	
2:15 AM																	
2:30 AM																	
2:45 AM																	
3:00 AM																	
3:15 AM																	
3:30 AM																	
3:45 AM																	
4:00 AM																	
4:15 AM																	
4:30 AM																	
4:45 AM																	
5:00 AM																	
5:15 AM																	
5:30 AM																	
5:45 AM																	
Day Total																	
Percent																	
AM Peak																	
Volume																	
PM Peak																	
Volume																	
<i>Comments:</i>																	

LOCATION: 6. Malcolm Dixon Rd to Deer Valley Rd W SPECIFIC LOCATION: 0 ft from CITY/STATE: El Dorado Hills, CA														QC JOB #: 12004738 DIRECTION: EB/WB DATE: May 07 2014			
Start Time	1	16	21	26	31	36	41	46	51	56	61	66	71	76	Total	Pace Speed	Number in Pace
6:00 AM																	
6:15 AM																	
6:30 AM																	
6:45 AM																	
7:00 AM																	
7:15 AM																	
7:30 AM																	
7:45 AM																	
8:00 AM																	
8:15 AM																	
8:30 AM																	
8:45 AM																	
9:00 AM																	
9:15 AM																	
9:30 AM																	
9:45 AM																	
10:00 AM																	
10:15 AM																	
10:30 AM																	
10:45 AM																	
11:00 AM																	
11:15 AM																	
11:30 AM																	
11:45 AM																	
Day Total																	
Percent																	
AM Peak																	
Volume																	
PM Peak																	
Volume																	
<i>Comments:</i>																	

LOCATION: 6. Malcolm Dixon Rd to Deer Valley Rd W SPECIFIC LOCATION: 0 ft from CITY/STATE: El Dorado Hills, CA														QC JOB #: 12004738 DIRECTION: EB/WB DATE: May 07 2014			
Start Time	1 15	16 20	21 25	26 30	31 35	36 40	41 45	46 50	51 55	56 60	61 65	66 70	71 75	76 999	Total	Pace Speed	Number in Pace
12:00 PM																	
12:15 PM																	
12:30 PM																	
12:45 PM																	
1:00 PM	13	0	0	0	4	8	38	38	27	17	15	6	1	1	168	41-50	75
1:15 PM	15	0	0	0	0	6	54	38	23	27	24	7	4	0	198	41-50	91
1:30 PM	13	0	0	1	1	8	37	31	30	19	7	6	3	0	156	41-50	68
1:45 PM	4	0	0	0	0	3	63	36	18	20	15	8	1	0	168	41-50	98
2:00 PM	18	0	0	0	1	2	45	45	32	34	14	10	1	0	202	41-50	90
2:15 PM	9	0	0	0	0	3	44	45	24	23	23	12	4	1	188	41-50	89
2:30 PM	5	0	0	0	0	6	52	40	24	34	38	10	2	1	212	41-50	92
2:45 PM	19	0	0	0	0	5	51	59	23	18	29	5	6	0	215	41-50	110
3:00 PM	13	0	0	0	0	4	53	48	53	44	9	6	3	4	237	47-56	100
3:15 PM	14	0	1	36	52	28	54	33	2	1	2	0	0	0	223	26-35	88
3:30 PM	17	0	0	15	41	41	49	34	1	0	0	0	0	1	199	36-45	90
3:45 PM	15	0	0	6	26	56	63	41	2	0	0	0	0	1	210	36-45	118
4:00 PM	16	0	0	1	5	31	82	51	4	0	0	0	0	0	190	41-50	132
4:15 PM	21	0	0	0	1	38	86	71	5	1	0	0	0	0	223	41-50	156
4:30 PM	15	0	0	0	5	33	87	88	9	3	0	0	0	0	240	41-50	175
4:45 PM	19	0	1	1	6	41	100	63	8	1	0	0	0	0	240	41-50	163
5:00 PM	16	0	0	1	3	49	115	98	7	0	0	0	0	0	289	41-50	213
5:15 PM	20	0	0	0	2	31	113	70	7	0	0	0	0	0	243	41-50	183
5:30 PM	16	0	0	0	0	41	110	75	9	0	0	0	0	0	251	41-50	185
5:45 PM	11	0	0	0	9	35	132	64	13	6	0	0	0	0	270	41-50	196
Day Total																	
Percent																	
AM Peak																	
Volume																	
PM Peak																	
Volume																	
Comments:																	

LOCATION: 6. Malcolm Dixon Rd to Deer Valley Rd W SPECIFIC LOCATION: 0 ft from CITY/STATE: El Dorado Hills, CA															QC JOB #: 12004738 DIRECTION: EB/WB DATE: May 07 2014		
Start Time	1 15	16 20	21 25	26 30	31 35	36 40	41 45	46 50	51 55	56 60	61 65	66 70	71 75	76 999	Total	Pace Speed	Number in Pace
6:00 PM	14	0	0	0	0	11	94	82	25	1	0	0	0	0	227	41-50	175
6:15 PM	12	0	0	1	0	10	85	95	15	0	0	0	0	0	218	41-50	180
6:30 PM	19	0	0	0	0	5	40	67	27	4	2	0	0	0	164	41-50	107
6:45 PM	11	0	0	0	1	12	44	77	26	1	0	0	0	0	172	41-50	121
7:00 PM	10	0	0	0	1	4	41	60	17	3	0	0	0	0	136	41-50	101
7:15 PM	12	0	0	0	0	7	40	66	14	1	0	0	0	0	140	41-50	105
7:30 PM	12	0	0	0	0	5	22	58	21	2	1	1	0	0	122	45-54	79
7:45 PM	6	0	0	0	1	7	36	52	13	3	0	0	0	0	118	41-50	88
8:00 PM	4	0	0	0	3	10	58	41	10	0	0	0	0	0	126	41-50	98
8:15 PM	6	0	0	0	3	6	35	38	13	0	1	0	0	0	102	41-50	72
8:30 PM	9	0	0	0	0	3	22	43	20	3	1	0	0	0	101	41-50	65
8:45 PM	8	0	0	0	3	5	38	37	13	3	0	0	0	0	107	41-50	75
9:00 PM	8	0	0	0	0	5	26	54	16	1	0	0	0	0	110	41-50	80
9:15 PM	4	0	0	0	1	6	22	34	10	2	0	0	0	0	79	41-50	55
9:30 PM	5	0	0	0	0	2	6	25	12	6	1	0	0	0	57	46-55	37
9:45 PM	6	0	0	0	1	4	12	26	13	5	0	0	0	0	67	46-55	38
10:00 PM	4	0	0	0	0	0	6	19	12	4	0	0	1	0	46	46-55	30
10:15 PM	4	0	0	0	1	1	9	12	8	4	0	0	0	0	39	46-55	20
10:30 PM	2	0	0	0	0	2	7	8	7	7	1	0	0	0	34	42-51	15
10:45 PM	0	0	0	0	1	2	5	10	8	4	0	0	0	0	30	46-55	18
11:00 PM	2	0	0	0	0	1	6	5	3	1	0	0	0	0	18	41-50	11
11:15 PM	2	0	0	0	0	1	5	11	7	1	0	0	0	0	27	46-55	17
11:30 PM	2	0	0	0	1	2	6	3	2	3	0	0	0	0	19	41-50	9
11:45 PM	2	0	0	0	0	0	1	7	5	4	1	0	0	0	20	46-55	12
Day Total	453	0	2	62	173	580	2094	1998	638	311	184	71	26	9	6601	41-50	4092
Percent	6.9%	0.0%	0.0%	0.9%	2.6%	8.8%	31.7%	30.3%	9.7%	4.7%	2.8%	1.1%	0.4%	0.1%			
AM Peak Volume																	
PM Peak Volume	4:15 PM	3:15 PM	3:15 PM	3:15 PM	3:45 PM	5:45 PM	5:00 PM	3:00 PM	3:00 PM	2:30 PM	2:15 PM	2:45 PM	3:00 PM	5:00 PM	289		
	21	1	36	52	56	132	98	53	44	38	12	6	4				
<i>Comments:</i>																	

LOCATION: 6. Malcolm Dixon Rd to Deer Valley Rd W SPECIFIC LOCATION: 0 ft from CITY/STATE: El Dorado Hills, CA															QC JOB #: 12004738 DIRECTION: EB/WB DATE: May 08 2014		
Start Time	15	20	25	30	35	40	45	50	55	60	65	70	75	999	Total	Pace Speed	Number in Pace
12:00 AM	1	0	0	0	0	0	3	5	2	1	1	0	0	0	13	41-50	8
12:15 AM	2	0	0	0	0	0	1	2	2	1	1	0	0	0	9	46-55	4
12:30 AM	0	0	0	0	0	1	2	3	3	0	0	0	0	0	9	47-56	5
12:45 AM	0	0	0	0	0	1	1	2	1	2	1	0	0	0	8	56-65	3
1:00 AM	1	0	0	0	0	0	2	5	1	2	0	0	0	0	11	41-50	7
1:15 AM	1	0	0	0	0	0	2	6	1	1	0	0	0	0	11	41-50	8
1:30 AM	1	0	0	0	0	0	1	4	3	1	0	0	0	0	10	47-56	6
1:45 AM	0	0	0	0	0	0	2	2	0	0	0	0	0	0	4	41-50	4
2:00 AM	3	0	0	0	0	0	0	1	2	0	1	0	0	0	7	46-55	3
2:15 AM	1	0	0	0	0	0	1	1	1	0	0	0	0	0	4	46-55	2
2:30 AM	2	0	0	0	0	0	0	3	1	0	0	0	0	0	6	46-55	4
2:45 AM	0	0	0	0	0	0	1	3	2	0	0	0	0	0	6	46-55	5
3:00 AM	0	0	0	0	0	1	4	3	0	0	0	0	0	0	8	42-51	6
3:15 AM	0	0	0	0	0	1	3	1	0	0	0	0	0	0	5	36-45	4
3:30 AM	0	0	0	0	0	0	1	3	2	0	0	0	0	0	6	46-55	5
3:45 AM	1	0	0	0	0	0	5	4	0	1	0	0	0	0	11	41-50	9
4:00 AM	0	0	0	0	0	0	2	4	3	0	0	0	0	0	9	47-56	6
4:15 AM	1	0	0	0	0	0	1	3	3	0	1	0	0	0	9	47-56	5
4:30 AM	5	0	0	0	0	0	6	9	1	1	0	0	0	0	22	41-50	15
4:45 AM	3	0	0	0	0	0	2	7	4	0	0	0	0	0	16	46-55	11
5:00 AM	5	0	0	0	0	0	10	12	2	0	0	0	0	0	29	41-50	21
5:15 AM	5	0	0	0	0	0	13	22	2	0	0	0	0	0	42	41-50	35
5:30 AM	4	0	0	0	0	2	14	30	4	0	0	0	0	0	54	41-50	44
5:45 AM	4	0	0	0	0	4	16	27	8	2	0	0	0	0	61	41-50	43
Day Total																	
Percent																	
AM Peak Volume																	
PM Peak Volume																	
Comments:																	

LOCATION: 6. Malcolm Dixon Rd to Deer Valley Rd W SPECIFIC LOCATION: 0 ft from CITY/STATE: El Dorado Hills, CA															QC JOB #: 12004738 DIRECTION: EB/WB DATE: May 08 2014		
Start Time	1 15	16 20	21 25	26 30	31 35	36 40	41 45	46 50	51 55	56 60	61 65	66 70	71 75	76 999	Total	Pace Speed	Number in Pace
6:00 AM	7	0	0	0	0	2	16	41	9	2	1	1	0	0	79	41-50	57
6:15 AM	6	0	0	0	0	3	34	54	14	1	1	0	0	0	113	41-50	88
6:30 AM	9	0	0	0	0	2	34	59	18	3	0	0	0	0	125	41-50	93
6:45 AM	10	0	0	0	0	8	51	68	26	2	3	1	0	0	169	41-50	118
7:00 AM	11	0	0	0	0	3	48	96	14	6	0	0	0	0	178	41-50	143
7:15 AM	5	0	0	0	0	6	50	92	41	6	3	0	0	0	203	41-50	142
7:30 AM	13	0	0	0	1	15	78	102	29	3	0	0	0	0	241	41-50	179
7:45 AM	21	0	0	0	1	7	62	70	22	5	2	0	0	0	190	41-50	132
8:00 AM	13	0	0	0	0	3	43	88	30	6	2	0	0	0	185	41-50	131
8:15 AM	6	0	0	0	0	6	61	105	25	4	0	0	0	0	207	41-50	166
8:30 AM	13	0	0	0	0	4	58	100	20	5	1	0	0	0	201	41-50	158
8:45 AM	10	0	0	0	0	25	55	72	15	5	0	0	0	0	182	41-50	127
9:00 AM	5	0	0	0	4	13	55	77	17	1	0	0	0	0	172	41-50	132
9:15 AM	4	0	0	0	0	4	31	67	28	3	1	0	0	0	138	41-50	98
9:30 AM	11	0	0	0	0	8	41	62	18	0	0	0	0	0	140	41-50	103
9:45 AM	9	0	0	0	0	4	46	70	21	1	0	0	0	0	151	41-50	116
10:00 AM	4	0	0	0	1	7	36	66	22	2	0	0	0	0	138	41-50	101
10:15 AM	9	0	0	0	1	8	35	58	27	4	2	0	0	0	144	41-50	92
10:30 AM	11	0	0	0	0	3	24	61	25	8	2	0	0	0	134	46-55	86
10:45 AM	10	0	0	0	0	2	38	68	18	3	0	0	0	0	139	41-50	105
11:00 AM	9	0	0	0	4	9	40	85	20	2	0	0	0	0	169	41-50	125
11:15 AM	6	0	0	0	0	4	33	54	31	7	1	0	0	0	136	41-50	87
11:30 AM	4	0	0	0	0	7	37	54	32	6	0	0	0	0	140	41-50	91
11:45 AM	18	0	0	0	0	4	26	58	32	4	8	0	2	3	155	46-55	90
Day Total																	
Percent																	
AM Peak Volume																	
PM Peak Volume																	
Comments:																	

LOCATION: 6. Malcolm Dixon Rd to Deer Valley Rd W SPECIFIC LOCATION: 0 ft from CITY/STATE: El Dorado Hills, CA															QC JOB #: 12004738 DIRECTION: EB/WB DATE: May 08 2014		
Start Time	1 15	16 20	21 25	26 30	31 35	36 40	41 45	46 50	51 55	56 60	61 65	66 70	71 75	76 999	Total	Pace Speed	Number in Pace
12:00 PM	11	0	0	0	0	5	39	71	34	9	0	0	0	0	169	41-50	109
12:15 PM	13	0	0	0	0	4	37	76	30	1	1	0	0	0	162	41-50	112
12:30 PM	14	0	0	0	0	2	43	59	33	8	1	0	0	0	160	41-50	102
12:45 PM	9	0	0	0	0	10	40	51	30	3	1	0	0	0	144	41-50	90
1:00 PM	7	0	0	3	0	6	25	69	30	5	1	0	0	0	146	46-55	99
1:15 PM	5	0	0	0	3	19	45	55	14	5	0	0	0	0	146	41-50	100
1:30 PM	7	0	0	0	0	2	33	65	36	3	0	0	0	0	146	46-55	100
1:45 PM	6	0	0	0	0	5	31	60	36	4	1	0	0	0	143	46-55	95
2:00 PM	7	0	0	0	0	9	39	81	38	7	4	0	0	0	185	41-50	120
2:15 PM	2	0	0	0	0	6	47	87	41	3	1	0	0	0	187	41-50	134
2:30 PM	12	0	0	0	1	8	70	74	36	5	0	0	0	0	206	41-50	144
2:45 PM	9	0	0	0	4	15	46	83	32	7	2	0	0	0	198	41-50	129
3:00 PM	16	0	0	0	2	17	59	78	27	2	0	0	0	0	201	41-50	137
3:15 PM	12	1	0	6	28	46	87	75	19	3	0	0	0	0	277	41-50	162
3:30 PM	5	0	0	0	0	8	64	99	29	5	1	0	0	0	211	41-50	163
3:45 PM	18	0	0	0	1	8	51	109	41	6	0	0	0	0	234	41-50	160
4:00 PM	12	0	0	0	0	5	76	121	41	10	0	0	0	0	265	41-50	196
4:15 PM	9	0	0	0	1	12	87	107	41	4	0	0	0	0	261	41-50	193
4:30 PM	14	0	0	1	0	5	44	108	37	7	1	0	0	0	217	41-50	152
4:45 PM	19	0	0	0	4	6	66	102	47	4	1	0	0	0	249	41-50	168
5:00 PM	15	0	0	0	1	4	41	147	39	14	2	0	0	0	263	43-52	187
5:15 PM	20	0	0	0	1	6	71	122	51	11	0	0	0	0	282	41-50	192
5:30 PM	20	1	0	0	1	5	81	109	48	2	2	0	0	1	270	41-50	190
5:45 PM	21	0	0	0	0	11	46	103	36	13	1	0	0	0	231	41-50	149
Day Total																	
Percent																	
AM Peak																	
Volume																	
PM Peak																	
Volume																	
Comments:																	

LOCATION: 6. Malcolm Dixon Rd to Deer Valley Rd W SPECIFIC LOCATION: 0 ft from CITY/STATE: El Dorado Hills, CA															QC JOB #: 12004738 DIRECTION: EB/WB DATE: May 08 2014			
Start Time	1 15	16 20	21 25	26 30	31 35	36 40	41 45	46 50	51 55	56 60	61 65	66 70	71 75	76 999	Total	Pace Speed	Number in Pace	
6:00 PM	23	0	0	0	0	7	67	83	30	7	1	0	0	0	218	41-50	150	
6:15 PM	18	0	0	0	0	6	54	91	42	5	0	0	0	0	216	41-50	144	
6:30 PM	9	0	0	0	0	1	38	71	19	8	3	0	0	0	149	41-50	108	
6:45 PM	16	0	0	0	1	5	44	84	36	8	0	0	0	0	194	41-50	128	
7:00 PM	11	0	0	0	0	4	37	58	24	8	1	0	0	0	143	41-50	94	
7:15 PM	8	0	0	0	0	6	34	46	14	10	0	0	0	0	118	41-50	80	
7:30 PM	5	0	0	0	1	7	40	54	21	3	2	0	0	0	133	41-50	94	
7:45 PM	5	0	0	0	1	5	17	38	38	8	1	1	0	0	114	46-55	75	
8:00 PM	6	0	0	0	1	4	19	49	26	13	1	0	0	0	119	46-55	74	
8:15 PM	7	0	0	0	0	0	30	41	12	6	1	0	0	0	97	41-50	71	
8:30 PM	4	0	0	0	0	2	19	45	23	5	2	0	0	0	100	46-55	67	
8:45 PM	6	0	0	0	0	1	11	47	19	9	1	0	0	0	94	46-55	66	
9:00 PM	3	0	0	0	0	4	22	49	11	6	1	0	0	0	96	41-50	71	
9:15 PM	4	0	0	0	0	5	14	37	14	8	4	0	0	0	86	42-51	51	
9:30 PM	3	0	0	0	0	3	14	21	14	6	3	0	0	0	64	41-50	35	
9:45 PM	5	0	0	0	0	2	9	21	16	11	2	1	0	0	67	46-55	37	
10:00 PM	3	0	0	0	0	2	11	28	17	4	2	0	0	0	67	46-55	45	
10:15 PM	2	0	0	0	1	3	16	21	7	4	1	0	0	0	55	41-50	37	
10:30 PM	0	0	0	1	0	2	5	8	12	2	1	0	0	0	31	46-55	19	
10:45 PM	0	0	0	0	0	3	4	9	12	5	1	0	0	0	34	47-56	20	
11:00 PM	1	0	0	0	0	0	4	6	6	2	1	1	0	0	21	47-56	11	
11:15 PM	2	0	0	0	0	1	2	12	5	1	0	0	0	0	23	46-55	17	
11:30 PM	0	0	0	0	0	0	4	9	6	1	1	0	0	0	21	46-55	14	
11:45 PM	2	0	0	0	0	0	3	6	3	1	1	0	0	0	16	42-51	9	
Day Total	690	2	0	11	64	464	2911	4934	1875	383	83	5	2	4	11428	41-50	7844	
Percent	6.0%	0.0%	0.0%	0.1%	0.6%	4.1%	25.5%	43.2%	16.4%	3.4%	0.7%	0.0%	0.0%	0.0%				
ADT 11428																		
AM Peak Volume	7:45 AM					9:00 AM	8:45 AM	7:30 AM	8:15 AM	7:15 AM	10:30 AM	11:45 AM	6:00 AM	11:45 AM	11:45 AM	7:30 AM		
	21					4	25	78	105	41	8	8	1	2	3	241		
PM Peak Volume	6:00 PM	3:15 PM	3:15 PM		3:15 PM	3:15 PM	3:15 PM	5:00 PM	5:15 PM	5:00 PM	2:00 PM	7:45 PM	5:30 PM		5:15 PM			
	23	1	6		28	46	87	147	51	14	4	1	1		282			
<i>Comments:</i>																		

LOCATION: 6. Malcolm Dixon Rd to Deer Valley Rd W SPECIFIC LOCATION: 0 ft from CITY/STATE: El Dorado Hills, CA															QC JOB #: 12004738 DIRECTION: EB/WB DATE: May 09 2014		
Start Time	15	20	25	30	35	40	45	50	55	60	65	70	75	999	Total	Pace Speed	Number in Pace
12:00 AM	0	0	0	0	0	1	0	7	1	3	0	0	0	0	12	47-56	7
12:15 AM	7	0	0	0	0	0	1	8	0	0	1	1	0	0	18	41-50	9
12:30 AM	2	0	0	0	0	0	2	4	1	0	0	0	0	0	9	41-50	6
12:45 AM	2	0	0	0	0	0	1	1	3	2	0	0	0	0	9	51-60	5
1:00 AM	2	0	0	0	0	0	0	0	2	1	0	0	0	0	5	51-60	3
1:15 AM	0	0	0	0	0	1	2	3	0	1	2	0	0	0	9	43-52	4
1:30 AM	1	0	0	0	0	1	2	1	0	0	0	0	0	0	5	41-50	3
1:45 AM	0	0	0	0	0	0	0	2	0	0	1	0	0	0	3	41-50	2
2:00 AM	2	0	0	0	0	1	2	4	2	1	0	0	0	0	12	46-55	6
2:15 AM	1	0	0	0	0	0	0	3	1	1	0	0	0	0	6	46-55	4
2:30 AM	0	0	0	0	0	0	0	1	1	1	0	0	0	0	3	51-60	2
2:45 AM	1	0	0	0	0	0	2	1	0	1	0	1	0	0	6	41-50	3
3:00 AM	0	0	0	0	0	0	1	3	1	0	0	0	0	0	5	41-50	4
3:15 AM	0	0	0	0	0	0	1	1	0	0	0	0	1	0	3	41-50	2
3:30 AM	0	0	0	0	0	0	2	1	2	0	0	0	0	0	5	46-55	3
3:45 AM	2	0	0	0	0	0	2	2	0	0	0	0	0	0	6	41-50	4
4:00 AM	0	0	0	0	0	0	0	2	1	0	1	0	0	0	4	46-55	3
4:15 AM	1	0	0	0	0	1	2	4	2	1	0	0	0	0	11	46-55	6
4:30 AM	2	0	0	0	0	0	3	6	9	2	1	0	0	0	23	46-55	15
4:45 AM	2	0	0	0	0	0	4	7	2	0	0	0	0	0	15	43-52	10
5:00 AM	1	0	0	0	0	0	6	15	3	2	1	0	0	0	28	41-50	21
5:15 AM	8	0	0	0	0	0	0	13	16	1	1	0	0	0	39	46-55	29
5:30 AM	7	0	0	0	0	0	1	22	10	0	2	0	0	0	42	46-55	32
5:45 AM	9	0	0	0	0	0	8	29	14	1	3	1	0	0	65	46-55	42
Day Total																	
Percent																	
AM Peak Volume																	
PM Peak Volume																	
Comments:																	

LOCATION: 6. Malcolm Dixon Rd to Deer Valley Rd W SPECIFIC LOCATION: 0 ft from CITY/STATE: El Dorado Hills, CA															QC JOB #: 12004738 DIRECTION: EB/WB DATE: May 09 2014		
Start Time	1 15	16 20	21 25	26 30	31 35	36 40	41 45	46 50	51 55	56 60	61 65	66 70	71 75	76 999	Total	Pace Speed	Number in Pace
6:00 AM	4	0	0	0	0	0	4	26	25	3	0	1	0	0	63	46-55	51
6:15 AM	9	0	0	0	0	1	12	52	18	6	0	0	1	0	99	46-55	69
6:30 AM	10	0	0	0	1	1	18	55	25	5	2	0	0	0	117	46-55	80
6:45 AM	9	0	0	0	0	4	26	75	21	4	0	0	0	0	139	41-50	101
7:00 AM	11	0	0	2	2	8	69	83	12	2	0	0	0	0	189	41-50	152
7:15 AM	9	0	0	0	0	3	62	88	27	6	1	0	0	0	196	41-50	150
7:30 AM	5	0	0	0	0	12	62	90	41	7	2	0	0	0	219	41-50	152
7:45 AM	10	0	0	0	0	9	62	85	20	3	0	0	0	0	189	41-50	147
8:00 AM	10	0	0	0	3	9	43	72	8	3	0	0	0	0	148	41-50	115
8:15 AM	6	0	0	0	1	27	75	54	15	7	0	0	0	0	185	41-50	129
8:30 AM	9	48	32	32	14	7	11	5	3	0	0	0	0	0	161	16-25	80
8:45 AM	3	9	34	45	75	20	0	2	3	3	0	0	0	0	194	26-35	120
9:00 AM	0	0	15	56	57	36	12	1	0	0	0	0	0	0	177	26-35	113
9:15 AM	1	0	6	39	74	34	1	0	0	0	0	0	0	0	155	26-35	113
9:30 AM	4	0	0	23	64	18	7	4	5	4	3	1	1	2	136	26-35	87
9:45 AM	6	0	9	49	44	29	11	8	3	2	1	0	0	0	162	26-35	93
10:00 AM	0	0	0	41	68	16	3	3	2	0	0	0	0	0	133	26-35	108
10:15 AM	5	0	3	36	61	41	7	1	3	1	1	0	0	0	159	31-40	101
10:30 AM	7	0	2	21	55	60	27	6	2	2	0	0	0	0	182	31-40	115
10:45 AM	7	0	0	0	5	28	52	42	15	2	0	0	0	0	151	41-50	94
11:00 AM	9	0	0	3	5	45	60	20	10	1	0	0	0	0	153	36-45	105
11:15 AM	9	0	0	0	2	38	64	25	9	1	1	0	0	0	149	36-45	102
11:30 AM	14	2	1	0	11	36	52	37	8	3	0	0	0	0	164	41-50	89
11:45 AM	10	0	0	0	0	17	44	71	13	4	1	0	0	0	160	41-50	114
Day Total																	
Percent																	
AM Peak Volume																	
PM Peak Volume																	
Comments:																	

LOCATION: 6. Malcolm Dixon Rd to Deer Valley Rd W SPECIFIC LOCATION: 0 ft from CITY/STATE: El Dorado Hills, CA															QC JOB #: 12004738 DIRECTION: EB/WB DATE: May 09 2014		
Start Time	1 15	16 20	21 25	26 30	31 35	36 40	41 45	46 50	51 55	56 60	61 65	66 70	71 75	76 999	Total	Pace Speed	Number in Pace
12:00 PM	6	0	0	0	2	18	61	79	19	5	0	0	0	0	190	41-50	140
12:15 PM	5	0	0	0	1	5	40	67	18	2	1	0	1	0	140	41-50	107
12:30 PM	18	0	0	0	4	7	40	76	13	3	2	0	0	0	163	41-50	115
12:45 PM	8	0	0	0	0	9	69	68	15	3	0	0	0	0	172	41-50	137
1:00 PM	12	0	1	0	1	17	74	60	11	3	2	0	1	0	182	41-50	134
1:15 PM	19	0	0	0	3	11	71	67	22	2	0	0	0	0	195	41-50	138
1:30 PM	13	0	0	2	1	11	66	84	30	3	0	0	0	0	210	41-50	150
1:45 PM	8	0	0	0	0	11	54	64	19	8	1	1	1	0	167	41-50	118
2:00 PM	14	0	0	0	0	6	42	82	38	7	1	0	0	1	191	41-50	124
2:15 PM	15	0	0	0	0	24	71	94	24	5	0	0	0	0	233	41-50	165
2:30 PM	14	0	0	0	0	11	64	73	29	9	0	0	0	0	200	41-50	137
2:45 PM	17	0	0	0	0	3	51	95	33	8	2	0	0	0	209	41-50	146
3:00 PM	17	0	0	0	1	11	53	96	35	11	2	0	0	0	226	41-50	148
3:15 PM	19	0	0	0	0	6	59	107	30	6	1	1	0	0	229	41-50	166
3:30 PM	14	0	0	0	1	16	73	118	36	5	0	0	0	0	263	41-50	191
3:45 PM	18	0	0	0	1	16	73	105	36	7	0	0	0	0	256	41-50	178
4:00 PM	26	0	0	0	0	18	75	82	32	11	3	0	0	0	247	41-50	157
4:15 PM	14	0	0	0	0	1	36	111	51	12	0	0	0	0	225	46-55	161
4:30 PM	18	0	0	0	0	5	64	109	44	4	0	1	0	1	246	41-50	173
4:45 PM	20	0	0	0	0	9	57	132	38	7	5	0	0	0	268	41-50	188
5:00 PM	23	0	0	0	0	6	51	120	55	13	1	0	0	0	269	46-55	175
5:15 PM	19	0	0	0	0	9	53	125	44	13	2	0	1	0	266	41-50	178
5:30 PM	24	0	0	0	1	2	43	119	77	17	0	0	1	0	284	46-55	195
5:45 PM	13	0	0	0	1	11	60	84	34	7	2	0	0	1	213	41-50	144
Day Total																	
Percent																	
AM Peak																	
Volume																	
PM Peak																	
Volume																	
Comments:																	

LOCATION: 6. Malcolm Dixon Rd to Deer Valley Rd W SPECIFIC LOCATION: 0 ft from CITY/STATE: El Dorado Hills, CA															QC JOB #: 12004738 DIRECTION: EB/WB DATE: May 09 2014			
Start Time	15	16	21	26	31	36	41	46	51	56	61	66	71	76	Total	Pace Speed	Number in Pace	
	15	20	25	30	35	40	45	50	55	60	65	70	75	999				
6:00 PM	17	0	0	0	0	9	46	75	39	7	1	1	0	0	195	41-50	121	
6:15 PM	18	0	0	0	0	3	63	82	38	8	2	0	0	0	214	41-50	145	
6:30 PM	21	0	0	0	0	2	42	110	33	13	1	0	1	0	223	41-50	152	
6:45 PM	7	0	0	0	0	4	43	54	26	11	1	0	0	0	146	41-50	97	
7:00 PM	18	0	0	0	0	3	32	56	16	14	1	1	0	0	141	41-50	87	
7:15 PM	9	0	0	0	0	6	24	58	26	15	1	0	0	0	139	46-55	83	
7:30 PM	7	0	0	0	1	2	24	60	30	6	1	0	0	0	131	46-55	90	
7:45 PM	6	0	0	0	0	2	22	45	32	9	1	1	0	1	119	46-55	77	
8:00 PM	8	0	0	0	0	1	34	60	19	11	4	0	0	0	137	41-50	94	
8:15 PM	9	0	0	0	0	2	23	38	30	9	0	0	0	0	111	46-55	68	
8:30 PM	9	0	0	0	3	12	20	40	26	11	5	0	0	0	126	46-55	66	
8:45 PM	12	0	0	0	0	1	12	37	28	19	5	2	0	0	116	46-55	64	
9:00 PM	8	0	0	0	2	1	12	22	20	18	4	2	1	0	90	46-55	42	
9:15 PM	7	0	0	0	0	1	13	28	25	8	5	0	0	0	87	46-55	53	
9:30 PM	4	0	0	0	0	3	16	38	20	7	3	0	0	0	91	46-55	58	
9:45 PM	9	0	0	0	0	1	14	39	26	11	6	1	0	0	107	46-55	65	
10:00 PM	12	0	0	0	0	1	10	34	18	6	7	2	0	0	90	46-55	51	
10:15 PM	4	0	0	0	0	1	6	19	18	10	6	0	0	0	64	46-55	37	
10:30 PM	5	0	0	1	2	2	7	24	20	12	3	2	0	0	78	46-55	44	
10:45 PM	5	0	0	0	0	0	4	15	14	15	4	0	0	0	57	49-58	29	
11:00 PM	1	0	0	0	0	1	6	11	10	11	11	1	0	0	52	56-65	22	
11:15 PM	1	0	0	0	2	2	4	5	12	4	2	2	1	0	35	46-55	17	
11:30 PM	4	0	0	0	0	1	10	11	4	0	0	0	0	0	30	41-50	21	
11:45 PM	3	0	0	0	0	1	13	20	7	2	1	0	0	0	47	41-50	33	
Day Total	795	59	103	350	569	809	2726	4243	1679	495	125	23	11	6	11993	41-50	6969	
Percent	6.6%	0.5%	0.9%	2.9%	4.7%	6.7%	22.7%	35.4%	14.0%	4.1%	1.0%	0.2%	0.1%	0.1%				
ADT 11993																		
AM Peak Volume	11:30 AM	8:30 AM	8:45 AM	9:00 AM	8:45 AM	10:30 AM	8:15 AM	7:30 AM	7:30 AM	7:30 AM	5:45 AM	12:15 AM	3:15 AM	9:30 AM	7:30 AM			
	14	48	34	56	75	60	75	90	41	7	3	1	1	2	219			
PM Peak Volume	4:00 PM	1:00 PM	1:30 PM	12:30 PM	2:15 PM	4:00 PM	4:45 PM	5:30 PM	8:45 PM	11:00 PM	8:45 PM	12:15 PM	2:00 PM	5:30 PM				
	26	1	2	4	24	75	132	77	19	11	2	1	1	284				
<i>Comments:</i>																		

LOCATION: 6. Malcolm Dixon Rd to Deer Valley Rd W SPECIFIC LOCATION: 0 ft from CITY/STATE: El Dorado Hills, CA															QC JOB #: 12004738 DIRECTION: EB/WB DATE: May 10 2014		
Start Time	15	20	25	30	35	40	45	50	55	60	65	70	75	999	Total	Pace Speed	Number in Pace
12:00 AM	1	0	0	0	0	1	5	9	5	4	4	1	0	0	30	43-52	14
12:15 AM	3	0	0	0	0	0	3	5	6	6	3	0	0	0	26	52-61	11
12:30 AM	2	0	0	0	0	0	0	6	5	6	5	2	0	0	26	46-55	11
12:45 AM	4	0	0	0	0	1	4	6	5	4	2	1	0	0	27	46-55	11
1:00 AM	1	0	0	0	0	2	3	8	5	7	0	0	0	0	26	46-55	13
1:15 AM	0	0	0	0	1	0	2	7	1	1	0	0	0	0	12	41-50	9
1:30 AM	6	0	0	0	1	1	1	6	6	2	1	0	0	0	24	47-56	11
1:45 AM	2	0	0	0	0	0	2	3	3	1	2	0	0	0	13	48-57	5
2:00 AM	2	0	0	0	0	0	1	5	3	2	0	0	0	0	13	47-56	7
2:15 AM	2	0	0	0	0	0	1	2	1	2	0	1	0	0	9	51-60	3
2:30 AM	2	0	0	0	0	2	1	5	2	0	0	1	0	0	13	46-55	7
2:45 AM	3	0	0	0	0	0	1	1	2	1	0	0	0	0	8	51-60	3
3:00 AM	0	0	0	0	0	0	1	3	4	1	1	1	0	0	11	46-55	7
3:15 AM	1	0	0	0	0	0	2	2	1	1	0	0	0	0	7	41-50	4
3:30 AM	1	0	0	0	1	0	1	0	0	0	0	0	0	0	3	26-35	1
3:45 AM	0	0	0	0	0	1	2	5	0	0	0	0	0	0	8	41-50	7
4:00 AM	1	0	0	0	0	0	1	2	3	0	0	0	0	0	7	48-57	4
4:15 AM	4	0	0	0	0	1	0	4	2	1	0	0	0	0	12	46-55	6
4:30 AM	3	0	0	0	0	0	3	2	2	1	0	0	0	0	11	41-50	5
4:45 AM	1	0	0	0	0	0	0	3	2	1	0	0	0	0	7	46-55	5
5:00 AM	0	0	0	0	0	0	4	6	2	0	0	0	0	0	12	43-52	9
5:15 AM	4	0	0	0	0	1	1	13	4	1	1	0	0	0	25	46-55	17
5:30 AM	1	0	0	0	0	0	6	16	1	0	0	0	0	0	24	41-50	22
5:45 AM	3	0	0	0	0	0	9	8	2	1	1	1	0	0	25	41-50	17
Day Total																	
Percent																	
AM Peak Volume																	
PM Peak Volume																	
Comments:																	

LOCATION: 6. Malcolm Dixon Rd to Deer Valley Rd W SPECIFIC LOCATION: 0 ft from CITY/STATE: El Dorado Hills, CA															QC JOB #: 12004738 DIRECTION: EB/WB DATE: May 10 2014		
Start Time	1 15	16 20	21 25	26 30	31 35	36 40	41 45	46 50	51 55	56 60	61 65	66 70	71 75	76 999	Total	Pace Speed	Number in Pace
6:00 AM	4	0	0	0	0	0	4	14	11	2	0	1	0	0	36	46-55	25
6:15 AM	9	0	0	0	0	0	8	16	5	3	1	1	0	0	43	41-50	24
6:30 AM	5	0	0	0	0	6	17	20	9	4	2	0	1	1	65	41-50	37
6:45 AM	8	0	0	0	0	0	8	30	6	2	0	2	0	0	56	41-50	38
7:00 AM	5	0	0	0	1	1	13	21	6	2	3	0	0	0	52	41-50	34
7:15 AM	8	0	0	0	0	0	18	37	10	6	4	1	0	0	84	41-50	55
7:30 AM	6	0	0	0	0	4	16	48	13	8	3	3	0	0	101	41-50	64
7:45 AM	12	0	0	0	1	3	23	55	11	4	0	1	0	0	110	41-50	78
8:00 AM	9	0	0	0	3	2	18	41	17	5	2	0	0	0	97	41-50	59
8:15 AM	8	0	0	0	0	6	27	49	22	5	1	0	0	0	118	41-50	76
8:30 AM	14	0	0	0	0	4	40	66	19	2	1	1	0	0	147	41-50	105
8:45 AM	18	0	0	0	0	2	45	68	16	5	0	1	0	0	155	41-50	112
9:00 AM	7	0	0	0	0	5	44	70	20	2	0	0	0	0	148	41-50	114
9:15 AM	18	0	0	0	0	12	51	57	7	1	2	1	0	0	149	41-50	108
9:30 AM	18	0	0	0	0	9	46	83	18	2	3	1	0	0	180	41-50	129
9:45 AM	10	0	1	0	0	14	51	73	14	0	1	0	0	0	164	41-50	123
10:00 AM	17	0	0	0	1	3	48	77	22	9	1	0	0	0	178	41-50	125
10:15 AM	15	0	0	0	1	10	65	79	9	2	0	0	0	0	181	41-50	144
10:30 AM	17	0	0	1	2	6	65	67	14	5	1	1	0	0	179	41-50	132
10:45 AM	29	0	0	0	1	9	81	74	11	2	2	0	0	0	209	41-50	155
11:00 AM	30	0	0	0	1	12	72	71	17	5	0	0	0	0	208	41-50	142
11:15 AM	15	0	0	0	0	9	44	81	16	3	0	0	0	0	168	41-50	125
11:30 AM	16	0	0	0	1	14	79	73	16	5	0	0	0	0	204	41-50	152
11:45 AM	19	0	0	0	2	10	97	83	15	4	2	0	0	0	232	41-50	180
Day Total																	
Percent																	
AM Peak																	
Volume																	
PM Peak																	
Volume																	
Comments:																	

LOCATION: 6. Malcolm Dixon Rd to Deer Valley Rd W SPECIFIC LOCATION: 0 ft from CITY/STATE: El Dorado Hills, CA															QC JOB #: 12004738 DIRECTION: EB/WB DATE: May 10 2014		
Start Time	1 15	16 20	21 25	26 30	31 35	36 40	41 45	46 50	51 55	56 60	61 65	66 70	71 75	76 999	Total	Pace Speed	Number in Pace
12:00 PM	14	0	0	0	3	27	57	85	15	4	1	0	0	0	206	41-50	142
12:15 PM	14	0	0	0	0	12	61	97	21	4	1	0	0	0	210	41-50	158
12:30 PM	13	0	0	1	1	14	81	94	11	3	0	0	0	1	219	41-50	175
12:45 PM	15	0	0	0	1	2	66	91	13	2	1	0	0	0	191	41-50	156
1:00 PM	17	0	0	0	1	4	75	70	22	5	3	0	0	0	197	41-50	145
1:15 PM	11	0	0	0	0	5	62	72	35	11	3	0	0	0	199	41-50	134
1:30 PM	12	0	0	0	2	6	87	75	26	4	1	0	0	0	213	41-50	162
1:45 PM	21	0	0	1	1	7	54	86	20	5	0	0	0	0	195	41-50	139
2:00 PM	24	0	0	0	1	15	93	71	18	7	0	0	0	0	229	41-50	163
2:15 PM	17	0	0	0	0	11	84	79	25	3	1	0	0	0	220	41-50	163
2:30 PM	20	0	0	0	2	16	91	69	22	4	0	2	0	0	226	41-50	160
2:45 PM	20	0	0	0	2	13	83	74	17	4	2	0	0	0	215	41-50	157
3:00 PM	15	0	0	0	2	8	70	99	27	4	0	1	1	0	227	41-50	169
3:15 PM	15	0	0	0	0	14	76	77	18	6	1	0	0	0	207	41-50	153
3:30 PM	14	0	0	0	5	22	69	76	24	6	1	0	0	0	217	41-50	144
3:45 PM	12	0	0	0	2	18	75	85	16	2	1	0	0	0	211	41-50	160
4:00 PM	20	0	0	0	3	16	71	53	23	6	1	0	0	0	193	41-50	123
4:15 PM	21	0	0	0	2	11	75	64	20	5	1	0	0	0	199	41-50	139
4:30 PM	18	0	0	0	1	10	84	60	31	6	0	0	0	0	210	41-50	144
4:45 PM	11	0	0	0	0	13	76	45	27	8	1	0	0	0	181	41-50	121
5:00 PM	24	0	0	0	1	13	51	81	47	15	2	0	0	0	234	42-51	131
5:15 PM	13	0	1	2	2	10	48	76	22	8	1	0	0	0	183	41-50	123
5:30 PM	15	0	0	0	0	10	61	56	23	11	2	1	0	0	179	41-50	116
5:45 PM	8	0	0	0	0	8	48	69	28	7	4	0	0	0	172	41-50	117
Day Total																	
Percent																	
AM Peak																	
Volume																	
PM Peak																	
Volume																	
Comments:																	

LOCATION: 6. Malcolm Dixon Rd to Deer Valley Rd W SPECIFIC LOCATION: 0 ft from CITY/STATE: El Dorado Hills, CA															QC JOB #: 12004738 DIRECTION: EB/WB DATE: May 10 2014			
Start Time	1 15	16 20	21 25	26 30	31 35	36 40	41 45	46 50	51 55	56 60	61 65	66 70	71 75	76 999	Total	Pace Speed	Number in Pace	
6:00 PM	16	0	0	0	4	7	54	53	24	12	4	0	0	0	174	41-50	106	
6:15 PM	14	0	0	0	0	4	47	60	27	5	1	0	0	0	158	41-50	107	
6:30 PM	16	0	0	0	0	7	41	37	33	14	2	0	0	0	150	41-50	78	
6:45 PM	7	0	0	0	0	4	37	44	23	9	0	0	0	0	124	41-50	81	
7:00 PM	8	0	0	0	0	0	31	38	19	13	5	0	0	0	114	41-50	68	
7:15 PM	5	0	0	0	0	9	45	49	21	12	3	0	0	0	144	41-50	94	
7:30 PM	4	0	0	0	2	15	40	28	19	8	5	0	0	0	121	41-50	67	
7:45 PM	6	0	0	0	0	1	26	46	19	9	0	1	0	0	108	41-50	72	
8:00 PM	5	0	0	0	0	3	29	41	21	9	0	0	0	0	108	41-50	70	
8:15 PM	4	0	0	0	1	5	33	48	18	8	0	0	0	0	117	41-50	80	
8:30 PM	3	0	0	0	0	4	30	35	23	6	3	0	0	0	104	41-50	65	
8:45 PM	5	0	0	0	1	1	22	26	20	13	2	0	0	0	90	41-50	48	
9:00 PM	4	0	0	0	0	2	26	31	22	8	6	0	0	0	99	41-50	57	
9:15 PM	4	0	0	0	1	3	30	27	18	13	3	0	1	0	100	41-50	57	
9:30 PM	3	0	0	0	0	2	30	33	20	10	4	0	0	0	102	41-50	62	
9:45 PM	6	0	0	0	0	4	21	37	23	3	2	2	2	0	100	46-55	59	
10:00 PM	3	0	0	0	0	4	18	34	17	12	0	0	0	0	88	46-55	51	
10:15 PM	9	0	0	0	0	2	14	29	19	7	2	0	0	1	83	46-55	47	
10:30 PM	1	0	0	0	0	0	8	24	15	9	6	1	0	0	64	46-55	39	
10:45 PM	5	0	0	0	0	1	10	18	11	11	3	1	0	0	60	46-55	29	
11:00 PM	5	0	0	0	0	2	20	18	11	7	2	0	0	0	65	41-50	38	
11:15 PM	4	0	0	0	0	2	8	22	3	3	2	0	0	0	44	41-50	29	
11:30 PM	2	0	0	0	0	2	10	12	13	5	0	0	0	0	44	46-55	25	
11:45 PM	6	0	0	0	0	0	13	10	15	1	0	0	0	0	45	46-55	25	
Day Total	893	0	2	5	58	520	3375	4084	1396	478	132	31	5	3	10982	41-50	7458	
Percent	8.1%	0.0%	0.0%	0.0%	0.5%	4.7%	30.7%	37.2%	12.7%	4.4%	1.2%	0.3%	0.0%	0.0%				
ADT 10982																		
AM Peak Volume	11:00 AM	9:45 AM	10:30 AM	8:00 AM	9:45 AM	11:45 AM	9:30 AM	8:15 AM	10:00 AM	12:30 AM	7:30 AM	6:30 AM	6:30 AM	11:45 AM	232			
	30	1	1	3	14	97	83	22	9	5	3	1	1					
PM Peak Volume	2:00 PM	5:15 PM	5:15 PM	3:30 PM	12:00 PM	2:00 PM	3:00 PM	5:00 PM	5:00 PM	9:00 PM	2:30 PM	9:45 PM	12:30 PM	5:00 PM	234			
	24	1	2	5	27	93	99	47	15	6	2	2	1					
<i>Comments:</i>																		

LOCATION: 6. Malcolm Dixon Rd to Deer Valley Rd W SPECIFIC LOCATION: 0 ft from CITY/STATE: El Dorado Hills, CA															QC JOB #: 12004738 DIRECTION: EB/WB DATE: May 11 2014		
Start Time	15	20	25	30	35	40	45	50	55	60	65	70	75	999	Total	Pace Speed	Number in Pace
12:00 AM	4	0	0	0	0	1	6	6	5	2	0	0	0	0	24	45-54	11
12:15 AM	3	0	0	0	0	0	10	10	1	2	5	0	0	0	31	41-50	20
12:30 AM	1	0	0	0	0	0	4	9	8	3	0	0	0	0	25	46-55	17
12:45 AM	0	0	0	0	0	0	2	6	4	3	2	1	0	0	18	46-55	10
1:00 AM	5	0	0	0	0	0	4	5	9	4	0	1	0	0	28	46-55	14
1:15 AM	2	0	0	0	0	0	1	2	3	1	0	0	0	1	10	50-59	4
1:30 AM	1	0	0	0	0	0	3	10	5	2	2	3	1	0	27	46-55	15
1:45 AM	0	0	0	0	0	1	4	5	2	0	2	0	1	0	15	41-50	9
2:00 AM	2	0	0	0	0	0	2	5	3	3	0	0	0	0	15	48-57	7
2:15 AM	2	0	0	0	0	0	1	7	0	0	0	0	0	0	10	41-50	8
2:30 AM	5	0	0	0	0	0	1	1	2	1	0	0	0	0	10	51-60	3
2:45 AM	2	0	0	0	0	1	0	1	2	0	0	0	0	0	6	46-55	3
3:00 AM	1	0	0	0	0	0	2	2	0	1	0	0	0	0	6	41-50	4
3:15 AM	1	0	0	0	0	0	2	5	1	1	0	0	0	0	10	41-50	7
3:30 AM	1	0	0	0	0	0	3	3	0	0	0	0	0	0	7	42-51	5
3:45 AM	2	0	0	0	0	0	4	4	2	0	0	0	0	0	12	41-50	8
4:00 AM	0	0	0	0	0	1	0	0	0	0	0	0	0	0	1	31-40	1
4:15 AM	0	0	0	0	0	0	0	2	1	1	0	0	1	0	5	46-55	3
4:30 AM	5	0	0	0	0	0	0	4	1	1	0	0	0	0	11	47-56	4
4:45 AM	2	0	0	0	0	0	1	2	4	1	0	0	0	0	10	46-55	6
5:00 AM	1	0	0	0	0	0	5	7	0	1	1	0	0	0	15	41-50	11
5:15 AM	2	0	0	0	0	2	3	6	2	1	0	0	0	0	16	45-54	8
5:30 AM	6	0	0	0	0	1	3	6	4	2	1	0	0	0	23	46-55	10
5:45 AM	3	0	0	0	0	0	6	5	1	1	0	0	0	0	16	41-50	11
Day Total																	
Percent																	
AM Peak Volume																	
PM Peak Volume																	
Comments:																	

LOCATION: 6. Malcolm Dixon Rd to Deer Valley Rd W SPECIFIC LOCATION: 0 ft from CITY/STATE: El Dorado Hills, CA															QC JOB #: 12004738 DIRECTION: EB/WB DATE: May 11 2014		
Start Time	1 15	16 20	21 25	26 30	31 35	36 40	41 45	46 50	51 55	56 60	61 65	66 70	71 75	76 999	Total	Pace Speed	Number in Pace
6:00 AM	5	0	0	0	0	2	6	9	4	4	0	0	0	0	30	41-50	15
6:15 AM	3	0	0	0	0	1	5	8	0	1	2	1	0	0	21	41-50	13
6:30 AM	2	0	0	0	0	0	8	15	2	3	3	0	0	0	33	41-50	23
6:45 AM	8	0	0	0	0	1	8	14	2	1	1	0	0	0	35	41-50	21
7:00 AM	1	0	0	0	0	1	6	23	4	6	3	0	0	0	44	41-50	29
7:15 AM	5	0	0	0	1	0	9	15	3	2	1	0	0	0	36	41-50	24
7:30 AM	7	0	0	0	0	2	14	19	9	3	1	0	0	0	55	41-50	32
7:45 AM	11	0	0	0	0	4	7	36	7	2	0	0	0	0	67	46-55	43
8:00 AM	4	0	0	0	0	2	24	28	6	5	4	2	0	0	75	41-50	51
8:15 AM	10	0	0	0	0	2	20	23	4	7	1	0	0	0	67	41-50	42
8:30 AM	12	0	0	0	0	3	28	41	17	4	0	0	0	0	105	41-50	69
8:45 AM	11	0	0	1	0	6	39	40	8	2	1	1	0	0	109	41-50	79
9:00 AM	6	0	0	0	1	9	41	41	15	13	0	0	0	0	126	41-50	81
9:15 AM	10	0	0	0	0	12	49	23	15	9	3	0	0	0	121	41-50	71
9:30 AM	7	0	0	0	0	8	46	40	13	2	1	1	0	0	118	41-50	86
9:45 AM	12	0	0	0	1	3	41	50	25	5	1	0	0	0	138	41-50	91
10:00 AM	7	0	0	0	0	4	58	55	22	2	0	0	0	0	148	41-50	113
10:15 AM	12	0	0	0	0	7	50	67	18	3	0	0	0	0	157	41-50	117
10:30 AM	14	0	0	0	0	4	58	66	21	8	0	0	0	0	171	41-50	123
10:45 AM	21	0	0	0	3	9	53	54	18	8	0	0	0	0	166	41-50	107
11:00 AM	12	1	0	0	1	10	67	51	17	4	0	0	0	0	163	41-50	117
11:15 AM	10	0	0	0	0	13	84	56	19	3	1	0	0	0	186	41-50	139
11:30 AM	16	0	0	0	0	14	82	52	22	10	1	0	0	0	197	41-50	134
11:45 AM	16	0	0	0	3	11	55	52	10	5	0	0	0	0	152	41-50	107
Day Total																	
Percent																	
AM Peak Volume																	
PM Peak Volume																	
Comments:																	

LOCATION: 6. Malcolm Dixon Rd to Deer Valley Rd W SPECIFIC LOCATION: 0 ft from CITY/STATE: El Dorado Hills, CA															QC JOB #: 12004738 DIRECTION: EB/WB DATE: May 11 2014		
Start Time	1 15	16 20	21 25	26 30	31 35	36 40	41 45	46 50	51 55	56 60	61 65	66 70	71 75	76 999	Total	Pace Speed	Number in Pace
12:00 PM	17	0	0	0	1	8	68	63	12	2	1	0	0	0	172	41-50	131
12:15 PM	7	0	0	0	1	5	64	74	21	1	1	0	0	0	174	41-50	138
12:30 PM	16	0	0	1	7	25	52	66	11	3	0	0	0	0	181	41-50	117
12:45 PM	10	0	0	0	2	15	65	60	19	3	0	0	0	0	174	41-50	125
1:00 PM	13	0	0	0	0	20	66	66	15	5	0	0	0	0	185	41-50	131
1:15 PM	12	0	0	2	5	9	55	66	21	9	1	0	0	0	180	41-50	120
1:30 PM	21	0	0	0	0	10	74	63	20	10	0	0	0	0	198	41-50	137
1:45 PM	9	0	0	0	0	4	41	49	16	6	0	0	0	0	125	41-50	90
2:00 PM	13	0	0	0	1	12	50	67	10	7	2	0	0	0	162	41-50	117
2:15 PM	16	0	0	0	3	7	58	43	13	8	1	0	0	0	149	41-50	100
2:30 PM	18	0	0	1	1	13	90	70	40	6	0	0	0	0	239	41-50	160
2:45 PM	17	0	0	0	0	9	65	59	19	6	2	0	0	1	178	41-50	124
3:00 PM	13	0	0	2	0	14	65	59	15	1	0	0	0	0	169	41-50	124
3:15 PM	11	0	0	0	1	12	62	86	11	6	0	0	0	0	189	41-50	147
3:30 PM	14	0	0	0	0	10	63	63	23	6	1	0	0	0	180	41-50	125
3:45 PM	9	0	0	0	3	10	59	76	13	4	1	0	0	0	175	41-50	134
4:00 PM	13	0	0	0	1	9	61	67	34	4	0	1	0	0	190	41-50	128
4:15 PM	15	0	0	0	0	5	48	60	25	7	3	0	0	0	163	41-50	108
4:30 PM	14	0	0	0	0	11	44	66	19	6	1	0	0	0	161	41-50	109
4:45 PM	10	0	0	0	0	7	43	45	24	9	1	2	0	0	141	41-50	88
5:00 PM	13	0	0	0	0	2	34	57	23	13	6	1	0	0	149	41-50	91
5:15 PM	16	0	0	0	0	1	63	66	25	7	0	0	0	0	178	41-50	128
5:30 PM	15	0	0	0	0	7	61	32	16	14	3	0	0	0	148	41-50	93
5:45 PM	12	0	0	0	0	7	35	62	32	9	1	0	0	0	158	41-50	97
Day Total																	
Percent																	
AM Peak																	
Volume																	
PM Peak																	
Volume																	
Comments:																	

LOCATION: 6. Malcolm Dixon Rd to Deer Valley Rd W SPECIFIC LOCATION: 0 ft from CITY/STATE: El Dorado Hills, CA															QC JOB #: 12004738 DIRECTION: EB/WB DATE: May 11 2014		
Start Time	1 15	16 20	21 25	26 30	31 35	36 40	41 45	46 50	51 55	56 60	61 65	66 70	71 75	76 999	Total	Pace Speed	Number in Pace
6:00 PM	14	0	0	0	3	2	36	56	26	4	0	0	0	0	141	41-50	91
6:15 PM	11	0	0	0	0	5	43	29	21	8	1	0	0	0	118	41-50	72
6:30 PM	13	0	0	0	0	7	43	52	17	8	1	0	0	0	141	41-50	95
6:45 PM	11	0	0	0	0	4	31	40	17	5	2	1	0	0	111	41-50	71
7:00 PM	10	0	0	0	0	3	37	39	28	12	2	0	0	0	131	41-50	76
7:15 PM	8	0	0	0	0	3	43	45	27	8	2	0	0	0	136	41-50	88
7:30 PM	3	0	0	0	1	7	26	50	23	2	0	0	0	0	112	41-50	76
7:45 PM	5	0	0	0	1	7	52	44	20	10	1	0	0	0	140	41-50	96
8:00 PM	5	0	0	0	0	0	19	44	22	8	0	0	0	0	98	46-55	66
8:15 PM	8	0	0	0	0	3	37	43	18	5	2	0	0	0	116	41-50	79
8:30 PM	7	0	0	0	1	1	18	28	29	10	4	0	0	0	98	46-55	56
8:45 PM	8	0	0	0	0	3	27	29	18	6	5	1	0	0	97	41-50	55
9:00 PM	3	0	0	0	1	2	15	18	14	8	3	0	2	0	66	41-50	33
9:15 PM	7	0	0	0	0	3	21	27	7	12	4	1	0	0	82	41-50	48
9:30 PM	5	0	0	0	1	0	14	19	7	11	1	2	0	0	60	41-50	32
9:45 PM	3	0	0	0	0	1	19	31	13	8	1	0	0	0	76	41-50	50
10:00 PM	7	0	0	0	0	2	9	15	14	12	5	1	0	0	65	47-56	28
10:15 PM	5	1	0	0	0	1	7	10	11	2	4	0	1	1	43	46-55	21
10:30 PM	1	0	0	0	0	1	8	9	7	9	0	2	0	0	37	41-50	17
10:45 PM	2	0	0	0	0	0	5	14	7	2	0	0	0	0	30	46-55	20
11:00 PM	3	0	0	0	0	0	6	8	12	1	0	0	0	0	30	46-55	19
11:15 PM	2	0	0	0	0	0	3	6	5	2	0	0	0	0	18	46-55	11
11:30 PM	2	0	0	0	0	0	2	3	1	4	0	1	1	0	14	51-60	5
11:45 PM	5	0	0	0	0	1	2	2	0	1	1	0	1	0	13	41-50	4
Day Total	745	2	0	7	44	423	2834	3137	1182	453	101	23	8	3	8962	41-50	5970
Percent	8.3%	0.0%	0.0%	0.1%	0.5%	4.7%	31.6%	35.0%	13.2%	5.1%	1.1%	0.3%	0.1%	0.0%			
ADT 8962																	
AM Peak	10:45 AM	11:00 AM		8:45 AM	10:45 AM	11:30 AM	11:15 AM	10:15 AM	9:45 AM	9:00 AM	12:15 AM	1:30 AM	1:30 AM	1:15 AM	11:30 AM		
Volume	21	1		1	3	14	84	67	25	13	5	3	1	1	197		
PM Peak	1:30 PM	10:15 PM		1:15 PM	12:30 PM	12:30 PM	2:30 PM	3:15 PM	2:30 PM	5:30 PM	5:00 PM	4:45 PM	9:00 PM	2:45 PM	2:30 PM		
Volume	21	1		2	7	25	90	86	40	14	6	2	2	1	239		
<i>Comments:</i>																	

LOCATION: 6. Malcolm Dixon Rd to Deer Valley Rd W														QC JOB #: 12004738			
SPECIFIC LOCATION: 0 ft from														DIRECTION: EB/WB			
CITY/STATE: El Dorado Hills, CA														DATE: May 07 2014 - May 11 2014			
Start Time	1 15	16 20	21 25	26 30	31 35	36 40	41 45	46 50	51 55	56 60	61 65	66 70	71 75	76 999	Total	Pace Speed	Number in Pace
Grand Total	3576	63	107	435	908	2796	13940	18396	6770	2120	625	153	52	25	49966	41-50	32335
Percent	7.2%	0.1%	0.2%	0.9%	1.8%	5.6%	27.9%	36.8%	13.5%	4.2%	1.3%	0.3%	0.1%	0.1%			
Cumulative Percent	7.2%	7.3%	7.5%	8.4%	10.2%	15.8%	43.7%	80.5%	94.0%	98.3%	99.5%	99.8%	99.9%	100.0%			
ADT 11144															85th Percentile 51 MPH Mean Speed(Average): 43 MPH		
<i>Comments:</i>															Median 45 MPH Mode: 48 MPH		

Report generated on 10/13/2014 10:27 AM

SOURCE: Quality Counts, LLC (<http://www.qualitycounts.net>)



LOCATION: 6. Malcolm Dixon Rd to Deer Valley Rd W SPECIFIC LOCATION: 0 ft from CITY/STATE: El Dorado Hills, CA														QC JOB #: 12004738 DIRECTION: EB DATE: May 07 2014			
Start Time	1	16	21	26	31	36	41	46	51	56	61	66	71	76	Total	Pace Speed	Number in Pace
12:00 AM																	
12:15 AM																	
12:30 AM																	
12:45 AM																	
1:00 AM																	
1:15 AM																	
1:30 AM																	
1:45 AM																	
2:00 AM																	
2:15 AM																	
2:30 AM																	
2:45 AM																	
3:00 AM																	
3:15 AM																	
3:30 AM																	
3:45 AM																	
4:00 AM																	
4:15 AM																	
4:30 AM																	
4:45 AM																	
5:00 AM																	
5:15 AM																	
5:30 AM																	
5:45 AM																	
Day Total																	
Percent																	
AM Peak																	
Volume																	
PM Peak																	
Volume																	
<i>Comments:</i>																	

LOCATION: 6. Malcolm Dixon Rd to Deer Valley Rd W SPECIFIC LOCATION: 0 ft from CITY/STATE: El Dorado Hills, CA														QC JOB #: 12004738 DIRECTION: EB DATE: May 07 2014			
Start Time	1	16	21	26	31	36	41	46	51	56	61	66	71	76	Total	Pace Speed	Number in Pace
6:00 AM																	
6:15 AM																	
6:30 AM																	
6:45 AM																	
7:00 AM																	
7:15 AM																	
7:30 AM																	
7:45 AM																	
8:00 AM																	
8:15 AM																	
8:30 AM																	
8:45 AM																	
9:00 AM																	
9:15 AM																	
9:30 AM																	
9:45 AM																	
10:00 AM																	
10:15 AM																	
10:30 AM																	
10:45 AM																	
11:00 AM																	
11:15 AM																	
11:30 AM																	
11:45 AM																	
Day Total																	
Percent																	
AM Peak																	
Volume																	
PM Peak																	
Volume																	
<i>Comments:</i>																	

LOCATION: 6. Malcolm Dixon Rd to Deer Valley Rd W SPECIFIC LOCATION: 0 ft from CITY/STATE: El Dorado Hills, CA															QC JOB #: 12004738 DIRECTION: EB DATE: May 07 2014		
Start Time	15	20	25	30	35	40	45	50	55	60	65	70	75	999	Total	Pace Speed	Number in Pace
12:00 PM																	
12:15 PM																	
12:30 PM																	
12:45 PM																	
1:00 PM	4	0	0	0	1	7	4	12	26	17	15	6	1	1	94	51-60	43
1:15 PM	3	0	0	0	0	2	6	7	23	27	24	7	4	0	103	56-65	50
1:30 PM	3	0	0	0	0	0	4	13	30	19	7	6	3	0	85	51-60	48
1:45 PM	1	0	0	0	0	1	13	20	18	20	15	8	1	0	97	46-55	38
2:00 PM	8	0	0	0	0	0	8	11	32	34	14	10	1	0	118	51-60	66
2:15 PM	3	0	0	0	0	0	5	12	24	23	23	12	4	1	107	55-64	46
2:30 PM	1	0	0	0	0	2	4	7	24	34	38	10	2	1	123	56-65	71
2:45 PM	13	0	0	0	0	1	4	17	23	18	29	5	6	0	116	56-65	46
3:00 PM	5	0	0	0	0	0	4	17	53	44	9	6	3	4	145	51-60	97
3:15 PM	8	0	1	36	52	23	5	1	2	1	2	0	0	0	131	26-35	88
3:30 PM	6	0	0	15	41	37	8	1	0	0	0	0	0	1	109	31-40	78
3:45 PM	3	0	0	6	26	56	29	5	1	0	0	0	0	0	126	36-45	85
4:00 PM	8	0	0	1	5	29	53	14	2	0	0	0	0	0	112	36-45	81
4:15 PM	12	0	0	0	1	37	61	23	3	1	0	0	0	0	138	36-45	97
4:30 PM	7	0	0	0	4	31	62	37	6	3	0	0	0	0	150	41-50	99
4:45 PM	10	0	1	1	6	40	74	25	5	1	0	0	0	0	163	36-45	114
5:00 PM	9	0	0	0	2	43	76	46	4	0	0	0	0	0	180	41-50	121
5:15 PM	5	0	0	0	2	28	87	35	6	0	0	0	0	0	163	41-50	122
5:30 PM	5	0	0	0	0	38	74	36	7	0	0	0	0	0	160	36-45	112
5:45 PM	8	0	0	0	6	26	81	29	13	6	0	0	0	0	169	41-50	110
Day Total																	
Percent																	
AM Peak																	
Volume																	
PM Peak																	
Volume																	
Comments:																	

LOCATION: 6. Malcolm Dixon Rd to Deer Valley Rd W															QC JOB #: 12004738			
SPECIFIC LOCATION: 0 ft from															DIRECTION: EB			
CITY/STATE: El Dorado Hills, CA															DATE: May 07 2014			
Start Time	15	16	21	26	31	36	41	46	51	56	61	66	71	76	Total	Pace Speed	Number in Pace	
	15	20	25	30	35	40	45	50	55	60	65	70	75	999				
6:00 PM	7	0	0	0	0	6	58	49	23	1	0	0	0	0	144	41-50	107	
6:15 PM	4	0	0	1	0	7	52	64	13	0	0	0	0	0	141	41-50	116	
6:30 PM	8	0	0	0	0	4	24	55	20	4	2	0	0	0	117	41-50	79	
6:45 PM	4	0	0	0	0	10	26	37	20	1	0	0	0	0	98	41-50	63	
7:00 PM	6	0	0	0	1	4	28	33	13	3	0	0	0	0	88	41-50	60	
7:15 PM	4	0	0	0	0	6	25	35	11	1	0	0	0	0	82	41-50	60	
7:30 PM	4	0	0	0	0	3	14	37	15	2	1	0	0	0	76	46-55	52	
7:45 PM	3	0	0	0	1	6	23	36	11	3	0	0	0	0	83	41-50	59	
8:00 PM	1	0	0	0	3	10	42	26	8	0	0	0	0	0	90	41-50	68	
8:15 PM	2	0	0	0	3	6	26	24	12	0	1	0	0	0	74	41-50	49	
8:30 PM	4	0	0	0	0	3	14	29	19	3	1	0	0	0	73	46-55	47	
8:45 PM	2	0	0	0	3	3	26	23	12	3	0	0	0	0	72	41-50	48	
9:00 PM	5	0	0	0	0	3	17	28	14	1	0	0	0	0	68	42-51	44	
9:15 PM	1	0	0	0	1	5	14	26	10	2	0	0	0	0	59	41-50	40	
9:30 PM	2	0	0	0	0	2	4	18	11	6	1	0	0	0	44	46-55	29	
9:45 PM	4	0	0	0	0	4	11	15	11	5	0	0	0	0	50	46-55	26	
10:00 PM	0	0	0	0	0	0	5	16	10	4	0	0	1	0	36	46-55	26	
10:15 PM	3	0	0	0	1	0	5	9	8	3	0	0	0	0	29	46-55	17	
10:30 PM	2	0	0	0	0	1	5	5	7	7	1	0	0	0	28	51-60	13	
10:45 PM	0	0	0	0	1	2	3	6	8	4	0	0	0	0	24	46-55	14	
11:00 PM	1	0	0	0	0	1	4	4	3	1	0	0	0	0	14	41-50	8	
11:15 PM	1	0	0	0	0	0	5	8	7	1	0	0	0	0	22	46-55	14	
11:30 PM	1	0	0	0	1	2	4	2	2	3	0	0	0	0	15	41-50	6	
11:45 PM	2	0	0	0	0	0	0	1	5	4	1	0	0	0	13	51-60	9	
Day Total	193	0	2	60	161	489	1097	954	575	310	184	70	26	8	4129	41-50	2051	
Percent	4.7%	0.0%	0.0%	1.5%	3.9%	11.8%	26.6%	23.1%	13.9%	7.5%	4.5%	1.7%	0.6%	0.2%				
AM Peak Volume																		
PM Peak Volume	2:45 PM	3:15 PM	3:15 PM	3:15 PM	3:45 PM	5:15 PM	6:15 PM	3:00 PM	3:00 PM	2:30 PM	2:15 PM	2:45 PM	3:00 PM	5:00 PM				
	13	1	36	52	56	87	64	53	44	38	12	6	4	180				
<i>Comments:</i>																		

LOCATION: 6. Malcolm Dixon Rd to Deer Valley Rd W SPECIFIC LOCATION: 0 ft from CITY/STATE: El Dorado Hills, CA															QC JOB #: 12004738 DIRECTION: EB DATE: May 08 2014		
Start Time	15	20	25	30	35	40	45	50	55	60	65	70	75	999	Total	Pace Speed	Number in Pace
12:00 AM	1	0	0	0	0	0	2	5	2	1	1	0	0	0	12	46-55	7
12:15 AM	1	0	0	0	0	0	1	1	1	1	1	0	0	0	6	56-65	2
12:30 AM	0	0	0	0	0	1	2	1	3	0	0	0	0	0	7	46-55	4
12:45 AM	0	0	0	0	0	1	0	2	1	2	1	0	0	0	7	56-65	3
1:00 AM	1	0	0	0	0	0	0	3	1	2	0	0	0	0	7	46-55	4
1:15 AM	0	0	0	0	0	0	0	3	1	1	0	0	0	0	5	46-55	4
1:30 AM	0	0	0	0	0	0	0	2	3	1	0	0	0	0	6	50-59	4
1:45 AM	0	0	0	0	0	0	0	1	0	0	0	0	0	0	1	41-50	1
2:00 AM	2	0	0	0	0	0	0	0	1	0	1	0	0	0	4	8-17	1
2:15 AM	1	0	0	0	0	0	0	1	1	0	0	0	0	0	3	46-55	2
2:30 AM	0	0	0	0	0	0	0	1	1	0	0	0	0	0	2	46-55	2
2:45 AM	0	0	0	0	0	0	1	2	1	0	0	0	0	0	4	46-55	3
3:00 AM	0	0	0	0	0	0	0	2	0	0	0	0	0	0	2	41-50	2
3:15 AM	0	0	0	0	0	1	0	0	0	0	0	0	0	0	1	31-40	1
3:30 AM	0	0	0	0	0	0	0	2	2	0	0	0	0	0	4	46-55	4
3:45 AM	1	0	0	0	0	0	1	1	0	1	0	0	0	0	4	41-50	2
4:00 AM	0	0	0	0	0	0	0	0	2	0	0	0	0	0	2	46-55	2
4:15 AM	1	0	0	0	0	0	0	0	0	1	0	0	0	0	2	56-65	1
4:30 AM	0	0	0	0	0	0	1	1	0	1	0	0	0	0	3	41-50	2
4:45 AM	2	0	0	0	0	0	0	0	0	0	0	0	0	0	2	8-17	1
5:00 AM	0	0	0	0	0	0	3	1	0	0	0	0	0	0	4	41-50	4
5:15 AM	0	0	0	0	0	0	0	2	1	0	0	0	0	0	3	46-55	3
5:30 AM	1	0	0	0	0	2	1	1	2	0	0	0	0	0	7	46-55	3
5:45 AM	3	0	0	0	0	1	1	1	4	2	0	0	0	0	12	51-60	6
Day Total																	
Percent																	
AM Peak																	
Volume																	
PM Peak																	
Volume																	
Comments:																	

LOCATION: 6. Malcolm Dixon Rd to Deer Valley Rd W SPECIFIC LOCATION: 0 ft from CITY/STATE: El Dorado Hills, CA															QC JOB #: 12004738 DIRECTION: EB DATE: May 08 2014		
Start Time	15	20	25	30	35	40	45	50	55	60	65	70	75	999	Total	Pace Speed	Number in Pace
6:00 AM	2	0	0	0	0	1	3	6	1	2	1	1	0	0	17	43-52	8
6:15 AM	1	0	0	0	0	2	7	6	5	1	1	0	0	0	23	43-52	12
6:30 AM	3	0	0	0	0	2	3	8	4	3	0	0	0	0	23	46-55	12
6:45 AM	3	0	0	0	0	2	6	15	8	2	3	1	0	0	40	46-55	23
7:00 AM	5	0	0	0	0	1	9	7	5	6	0	0	0	0	33	42-51	15
7:15 AM	2	0	0	0	0	0	7	15	21	6	3	0	0	0	54	46-55	36
7:30 AM	4	0	0	0	1	9	20	27	18	3	0	0	0	0	82	41-50	47
7:45 AM	6	0	0	0	1	2	15	19	12	5	2	0	0	0	62	42-51	33
8:00 AM	8	0	0	0	0	2	9	19	16	6	2	0	0	0	62	46-55	35
8:15 AM	2	0	0	0	0	2	20	29	15	4	0	0	0	0	72	41-50	48
8:30 AM	6	0	0	0	0	3	20	33	16	5	1	0	0	0	84	42-51	52
8:45 AM	4	0	0	0	0	20	29	26	5	5	0	0	0	0	89	41-50	55
9:00 AM	2	0	0	0	4	11	19	29	8	1	0	0	0	0	74	41-50	47
9:15 AM	1	0	0	0	0	2	11	17	17	3	1	0	0	0	52	46-55	34
9:30 AM	3	0	0	0	0	4	16	20	6	0	0	0	0	0	49	41-50	36
9:45 AM	4	0	0	0	0	2	14	26	9	1	0	0	0	0	56	41-50	40
10:00 AM	2	0	0	0	1	4	16	19	8	2	0	0	0	0	52	41-50	34
10:15 AM	5	0	0	0	0	4	11	17	12	3	2	0	0	0	54	46-55	28
10:30 AM	3	0	0	0	0	1	2	17	15	8	2	0	0	0	48	46-55	32
10:45 AM	2	0	0	0	0	0	15	20	9	3	0	0	0	0	49	41-50	35
11:00 AM	4	0	0	0	4	7	19	30	11	2	0	0	0	0	77	41-50	49
11:15 AM	1	0	0	0	0	1	11	18	21	7	1	0	0	0	60	46-55	39
11:30 AM	2	0	0	0	0	2	22	22	27	6	0	0	0	0	81	46-55	49
11:45 AM	6	0	0	0	0	2	16	19	27	4	8	0	2	3	87	46-55	46
Day Total																	
Percent																	
AM Peak Volume																	
PM Peak Volume																	
Comments:																	

LOCATION: 6. Malcolm Dixon Rd to Deer Valley Rd W SPECIFIC LOCATION: 0 ft from CITY/STATE: El Dorado Hills, CA															QC JOB #: 12004738 DIRECTION: EB DATE: May 08 2014		
Start Time	1 15	16 20	21 25	26 30	31 35	36 40	41 45	46 50	51 55	56 60	61 65	66 70	71 75	76 999	Total	Pace Speed	Number in Pace
12:00 PM	3	0	0	0	0	5	25	24	21	9	0	0	0	0	87	42-51	48
12:15 PM	4	0	0	0	0	2	19	36	18	1	1	0	0	0	81	41-50	55
12:30 PM	5	0	0	0	0	1	23	25	19	8	1	0	0	0	82	41-50	48
12:45 PM	0	0	0	0	0	10	16	19	22	3	1	0	0	0	71	46-55	41
1:00 PM	1	0	0	3	0	4	11	27	17	5	1	0	0	0	69	46-55	44
1:15 PM	3	0	0	0	3	15	27	16	6	5	0	0	0	0	75	41-50	43
1:30 PM	4	0	0	0	0	1	17	33	18	3	0	0	0	0	76	46-55	50
1:45 PM	2	0	0	0	0	4	21	34	18	4	1	0	0	0	84	42-51	54
2:00 PM	1	0	0	0	0	4	22	49	30	6	4	0	0	0	116	46-55	79
2:15 PM	0	0	0	0	0	5	24	41	21	2	1	0	0	0	94	41-50	65
2:30 PM	5	0	0	0	1	8	42	42	24	5	0	0	0	0	127	41-50	84
2:45 PM	2	0	0	0	4	14	20	37	21	7	2	0	0	0	107	46-55	58
3:00 PM	9	0	0	0	2	13	35	35	20	2	0	0	0	0	116	41-50	70
3:15 PM	6	1	0	6	28	41	42	45	12	3	0	0	0	0	184	41-50	87
3:30 PM	4	0	0	0	0	6	40	46	21	5	1	0	0	0	123	41-50	85
3:45 PM	8	0	0	0	1	8	29	69	32	6	0	0	0	0	153	46-55	101
4:00 PM	4	0	0	0	0	4	54	70	29	10	0	0	0	0	171	41-50	124
4:15 PM	4	0	0	0	1	7	57	62	34	4	0	0	0	0	169	41-50	119
4:30 PM	5	0	0	0	0	3	25	52	22	6	1	0	0	0	114	41-50	77
4:45 PM	12	0	0	0	4	5	38	57	43	4	1	0	0	0	164	46-55	99
5:00 PM	7	0	0	0	1	4	16	91	31	14	2	0	0	0	166	46-55	121
5:15 PM	10	0	0	0	0	2	38	69	46	11	0	0	0	0	176	46-55	114
5:30 PM	11	1	0	0	0	5	57	65	40	2	2	0	0	1	184	41-50	122
5:45 PM	9	0	0	0	0	5	23	53	34	13	1	0	0	0	138	46-55	87
Day Total																	
Percent																	
AM Peak																	
Volume																	
PM Peak																	
Volume																	
Comments:																	

LOCATION: 6. Malcolm Dixon Rd to Deer Valley Rd W SPECIFIC LOCATION: 0 ft from CITY/STATE: El Dorado Hills, CA															QC JOB #: 12004738 DIRECTION: EB DATE: May 08 2014		
Start Time	15	20	25	30	35	40	45	50	55	60	65	70	75	999	Total	Pace Speed	Number in Pace
6:00 PM	10	0	0	0	0	5	47	35	29	7	1	0	0	0	134	41-50	82
6:15 PM	7	0	0	0	0	5	32	47	37	5	0	0	0	0	133	46-55	84
6:30 PM	5	0	0	0	0	0	20	37	13	8	3	0	0	0	86	41-50	57
6:45 PM	4	0	0	0	1	5	24	51	31	8	0	0	0	0	124	46-55	81
7:00 PM	3	0	0	0	0	3	24	24	17	8	1	0	0	0	80	41-50	47
7:15 PM	6	0	0	0	0	6	24	15	11	10	0	0	0	0	72	41-50	39
7:30 PM	3	0	0	0	1	5	22	39	17	3	2	0	0	0	92	41-50	60
7:45 PM	1	0	0	0	0	5	8	21	33	8	1	1	0	0	78	46-55	53
8:00 PM	0	0	0	0	1	3	9	38	23	13	1	0	0	0	88	46-55	60
8:15 PM	4	0	0	0	0	0	21	36	11	6	1	0	0	0	79	41-50	57
8:30 PM	2	0	0	0	0	2	12	27	20	5	2	0	0	0	70	46-55	47
8:45 PM	3	0	0	0	0	1	6	31	18	9	1	0	0	0	69	46-55	48
9:00 PM	1	0	0	0	0	3	17	39	10	6	1	0	0	0	77	41-50	55
9:15 PM	1	0	0	0	0	4	10	19	13	8	4	0	0	0	59	46-55	32
9:30 PM	2	0	0	0	0	3	7	10	13	6	3	0	0	0	44	46-55	23
9:45 PM	3	0	0	0	0	2	4	13	13	11	2	1	0	0	49	46-55	26
10:00 PM	3	0	0	0	0	2	10	23	17	4	2	0	0	0	61	46-55	40
10:15 PM	1	0	0	0	0	1	10	15	6	4	1	0	0	0	38	41-50	25
10:30 PM	0	0	0	1	0	2	2	3	11	2	1	0	0	0	22	50-59	13
10:45 PM	0	0	0	0	0	3	3	5	9	5	1	0	0	0	26	48-57	14
11:00 PM	1	0	0	0	0	0	1	3	3	2	1	1	0	0	12	51-60	5
11:15 PM	0	0	0	0	0	0	2	7	5	1	0	0	0	0	15	46-55	12
11:30 PM	0	0	0	0	0	0	3	6	6	1	1	0	0	0	17	46-55	11
11:45 PM	1	0	0	0	0	0	1	2	1	1	1	0	0	0	7	46-55	3
Day Total	275	2	0	10	59	328	1373	2140	1289	379	83	5	2	4	5949	41-50	3513
Percent	4.6%	0.0%	0.0%	0.2%	1.0%	5.5%	23.1%	36.0%	21.7%	6.4%	1.4%	0.1%	0.0%	0.1%			
ADT 5949																	
AM Peak	8:00 AM 9:00 AM 8:45 AM 8:45 AM 8:30 AM 11:30 AM 10:30 AM 11:45 AM 6:00 AM 11:45 AM 11:45 AM														8:45 AM		
Volume	8 4 20 29 33 27 8 8 1 2 3														89		
PM Peak	4:45 PM 3:15 PM 3:15 PM 3:15 PM 3:15 PM 4:15 PM 5:00 PM 5:15 PM 5:00 PM 2:00 PM 7:45 PM 5:30 PM														3:15 PM		
Volume	12 1 6 28 41 57 91 46 14 4 1 1														184		
<i>Comments:</i>																	

LOCATION: 6. Malcolm Dixon Rd to Deer Valley Rd W SPECIFIC LOCATION: 0 ft from CITY/STATE: El Dorado Hills, CA															QC JOB #: 12004738 DIRECTION: EB DATE: May 09 2014		
Start Time	15	20	25	30	35	40	45	50	55	60	65	70	75	999	Total	Pace Speed	Number in Pace
12:00 AM	0	0	0	0	0	0	0	7	1	3	0	0	0	0	11	47-56	7
12:15 AM	4	0	0	0	0	0	1	7	0	0	1	1	0	0	14	41-50	8
12:30 AM	1	0	0	0	0	0	2	2	1	0	0	0	0	0	6	41-50	4
12:45 AM	0	0	0	0	0	0	1	1	3	2	0	0	0	0	7	51-60	5
1:00 AM	0	0	0	0	0	0	0	0	0	1	0	0	0	0	1	51-60	1
1:15 AM	0	0	0	0	0	1	1	2	0	1	2	0	0	0	7	56-65	3
1:30 AM	1	0	0	0	0	1	0	0	0	0	0	0	0	0	2	31-40	1
1:45 AM	0	0	0	0	0	0	0	2	0	0	1	0	0	0	3	41-50	2
2:00 AM	1	0	0	0	0	1	1	0	2	1	0	0	0	0	6	51-60	3
2:15 AM	0	0	0	0	0	0	0	2	1	1	0	0	0	0	4	46-55	3
2:30 AM	0	0	0	0	0	0	0	0	0	1	0	0	0	0	1	51-60	1
2:45 AM	0	0	0	0	0	0	2	0	0	1	0	1	0	0	4	36-45	2
3:00 AM	0	0	0	0	0	0	0	1	1	0	0	0	0	0	2	46-55	2
3:15 AM	0	0	0	0	0	0	0	0	0	0	0	0	1	0	1	66-75	1
3:30 AM	0	0	0	0	0	0	1	0	1	0	0	0	0	0	2	36-45	1
3:45 AM	1	0	0	0	0	0	1	0	0	0	0	0	0	0	2	36-45	1
4:00 AM	0	0	0	0	0	0	0	0	0	0	1	0	0	0	1	56-65	1
4:15 AM	0	0	0	0	0	0	0	0	1	1	0	0	0	0	2	51-60	2
4:30 AM	0	0	0	0	0	0	0	0	1	2	1	0	0	0	4	56-65	3
4:45 AM	0	0	0	0	0	0	0	0	1	0	0	0	0	0	1	46-55	1
5:00 AM	0	0	0	0	0	0	3	1	0	2	1	0	0	0	7	41-50	4
5:15 AM	1	0	0	0	0	0	0	0	2	1	1	0	0	0	5	51-60	3
5:30 AM	1	0	0	0	0	0	0	1	0	0	2	0	0	0	4	56-65	2
5:45 AM	1	0	0	0	0	0	2	0	5	1	3	1	0	0	13	53-62	5
Day Total																	
Percent																	
AM Peak																	
Volume																	
PM Peak																	
Volume																	
Comments:																	

LOCATION: 6. Malcolm Dixon Rd to Deer Valley Rd W SPECIFIC LOCATION: 0 ft from CITY/STATE: El Dorado Hills, CA															QC JOB #: 12004738 DIRECTION: EB DATE: May 09 2014		
Start Time	15	20	25	30	35	40	45	50	55	60	65	70	75	999	Total	Pace Speed	Number in Pace
6:00 AM	1	0	0	0	0	0	1	6	5	3	0	1	0	0	17	46-55	11
6:15 AM	2	0	0	0	0	1	1	7	9	6	0	0	1	0	27	46-55	16
6:30 AM	3	0	0	0	1	0	2	6	6	4	2	0	0	0	24	48-57	11
6:45 AM	1	0	0	0	0	1	8	13	9	4	0	0	0	0	36	46-55	21
7:00 AM	6	0	0	2	2	6	16	8	7	2	0	0	0	0	49	41-50	24
7:15 AM	3	0	0	0	0	0	4	15	19	6	1	0	0	0	48	46-55	33
7:30 AM	3	0	0	0	0	5	23	26	17	7	2	0	0	0	83	41-50	49
7:45 AM	7	0	0	0	0	2	12	22	15	3	0	0	0	0	61	46-55	37
8:00 AM	3	0	0	0	3	4	18	21	5	3	0	0	0	0	57	41-50	39
8:15 AM	5	0	0	0	1	18	24	14	11	7	0	0	0	0	80	37-46	41
8:30 AM	1	1	5	26	8	4	9	5	3	0	0	0	0	0	62	26-35	34
8:45 AM	2	1	14	22	18	8	0	2	3	3	0	0	0	0	73	26-35	39
9:00 AM	0	0	0	6	9	30	12	1	0	0	0	0	0	0	58	36-45	42
9:15 AM	0	0	6	12	7	18	0	0	0	0	0	0	0	0	43	31-40	25
9:30 AM	2	0	0	6	15	11	5	4	5	4	3	1	1	2	59	31-40	26
9:45 AM	3	0	1	12	7	14	10	8	3	2	1	0	0	0	61	36-45	24
10:00 AM	0	0	0	9	26	9	2	3	2	0	0	0	0	0	51	26-35	35
10:15 AM	4	0	2	11	17	19	7	1	3	1	1	0	0	0	66	31-40	35
10:30 AM	6	0	0	0	7	33	21	6	2	2	0	0	0	0	77	36-45	54
10:45 AM	2	0	0	0	1	2	11	34	15	2	0	0	0	0	67	46-55	49
11:00 AM	3	0	0	0	4	10	21	17	10	1	0	0	0	0	66	41-50	38
11:15 AM	3	0	0	0	1	15	18	20	9	1	1	0	0	0	68	41-50	38
11:30 AM	8	2	1	0	6	15	20	23	6	3	0	0	0	0	84	41-50	42
11:45 AM	5	0	0	0	0	12	15	33	8	4	1	0	0	0	78	41-50	47
Day Total																	
Percent																	
AM Peak Volume																	
PM Peak Volume																	
Comments:																	

LOCATION: 6. Malcolm Dixon Rd to Deer Valley Rd W SPECIFIC LOCATION: 0 ft from CITY/STATE: El Dorado Hills, CA															QC JOB #: 12004738 DIRECTION: EB DATE: May 09 2014		
Start Time	15	20	25	30	35	40	45	50	55	60	65	70	75	999	Total	Pace Speed	Number in Pace
12:00 PM	1	0	0	0	2	14	23	35	16	5	0	0	0	0	96	41-50	58
12:15 PM	2	0	0	0	0	4	16	34	10	2	1	0	1	0	70	41-50	49
12:30 PM	4	0	0	0	3	4	21	35	7	3	2	0	0	0	79	41-50	56
12:45 PM	3	0	0	0	0	5	36	34	12	3	0	0	0	0	93	41-50	70
1:00 PM	6	0	1	0	1	9	40	34	10	2	2	0	1	0	106	41-50	74
1:15 PM	10	0	0	0	3	5	39	28	18	2	0	0	0	0	105	41-50	66
1:30 PM	2	0	0	1	1	5	35	44	27	3	0	0	0	0	118	41-50	79
1:45 PM	4	0	0	0	0	9	33	32	18	8	1	1	1	0	107	41-50	65
2:00 PM	5	0	0	0	0	2	16	44	34	7	1	0	0	1	110	46-55	78
2:15 PM	7	0	0	0	0	11	25	52	23	5	0	0	0	0	123	41-50	77
2:30 PM	4	0	0	0	0	9	37	34	21	9	0	0	0	0	114	41-50	71
2:45 PM	4	0	0	0	0	2	26	38	30	8	2	0	0	0	110	46-55	68
3:00 PM	7	0	0	0	1	7	22	48	30	11	2	0	0	0	128	46-55	78
3:15 PM	12	0	0	0	0	6	26	48	27	6	1	1	0	0	127	46-55	75
3:30 PM	4	0	0	0	1	13	45	54	30	5	0	0	0	0	152	41-50	99
3:45 PM	3	0	0	0	1	10	38	59	35	7	0	0	0	0	153	41-50	97
4:00 PM	11	0	0	0	0	18	51	35	28	11	3	0	0	0	157	41-50	86
4:15 PM	5	0	0	0	0	0	8	62	45	12	0	0	0	0	132	46-55	107
4:30 PM	7	0	0	0	0	4	29	65	42	4	0	1	0	1	153	46-55	107
4:45 PM	8	0	0	0	0	5	34	68	35	7	5	0	0	0	162	46-55	103
5:00 PM	9	0	0	0	0	2	26	63	49	13	1	0	0	0	163	46-55	112
5:15 PM	4	0	0	0	0	7	23	81	40	13	2	0	1	0	171	46-55	121
5:30 PM	12	0	0	0	0	0	15	63	75	17	0	0	1	0	183	46-55	138
5:45 PM	5	0	0	0	1	10	29	50	28	7	2	0	0	1	133	41-50	79
Day Total																	
Percent																	
AM Peak Volume																	
PM Peak Volume																	
Comments:																	

LOCATION: 6. Malcolm Dixon Rd to Deer Valley Rd W
SPECIFIC LOCATION: 0 ft from
CITY/STATE: El Dorado Hills, CA

QC JOB #: 12004738
DIRECTION: EB
DATE: May 09 2014

Start Time	15	16	21	26	31	36	41	46	51	56	61	66	71	76	Total	Pace Speed	Number in Pace
	15	20	25	30	35	40	45	50	55	60	65	70	75	999			
6:00 PM	4	0	0	0	0	6	18	31	36	7	1	1	0	0	104	46-55	67
6:15 PM	8	0	0	0	0	2	36	45	35	8	2	0	0	0	136	41-50	81
6:30 PM	11	0	0	0	0	2	16	59	31	13	1	0	0	0	133	46-55	89
6:45 PM	2	0	0	0	0	2	13	32	24	11	1	0	0	0	85	46-55	55
7:00 PM	8	0	0	0	0	3	8	20	14	14	1	1	0	0	69	46-55	33
7:15 PM	2	0	0	0	0	3	14	32	21	15	1	0	0	0	88	46-55	53
7:30 PM	5	0	0	0	1	1	10	29	28	6	1	0	0	0	81	46-55	56
7:45 PM	3	0	0	0	0	1	7	27	31	9	1	1	0	1	81	46-55	58
8:00 PM	5	0	0	0	0	1	14	27	17	11	4	0	0	0	79	46-55	44
8:15 PM	2	0	0	0	0	1	10	20	30	9	0	0	0	0	72	46-55	50
8:30 PM	5	0	0	0	3	11	13	22	26	11	5	0	0	0	96	46-55	48
8:45 PM	5	0	0	0	0	0	4	18	26	19	5	2	0	0	79	51-60	44
9:00 PM	1	0	0	0	1	1	4	9	19	18	4	2	1	0	60	51-60	37
9:15 PM	1	0	0	0	0	1	5	15	20	8	5	0	0	0	55	46-55	35
9:30 PM	2	0	0	0	0	0	10	18	19	7	3	0	0	0	59	46-55	36
9:45 PM	3	0	0	0	0	0	4	19	26	11	6	1	0	0	70	46-55	45
10:00 PM	5	0	0	0	0	1	8	19	17	6	7	2	0	0	65	46-55	36
10:15 PM	1	0	0	0	0	0	2	10	17	10	6	0	0	0	46	49-58	27
10:30 PM	3	0	0	1	2	1	1	10	16	12	3	2	0	0	51	51-60	27
10:45 PM	1	0	0	0	0	0	2	7	14	15	4	0	0	0	43	51-60	29
11:00 PM	1	0	0	0	0	1	2	6	7	11	11	1	0	0	40	56-65	22
11:15 PM	1	0	0	0	2	2	2	2	11	4	2	2	1	0	29	51-60	15
11:30 PM	2	0	0	0	0	1	7	9	4	0	0	0	0	0	23	41-50	16
11:45 PM	2	0	0	0	0	1	8	17	5	2	1	0	0	0	36	42-51	24
Day Total	306	4	30	108	156	443	1186	1964	1376	493	125	23	10	6	6230	46-55	3339
Percent	4.9%	0.1%	0.5%	1.7%	2.5%	7.1%	19.0%	31.5%	22.1%	7.9%	2.0%	0.4%	0.2%	0.1%			
ADT 6230																	
AM Peak Volume	11:30 AM	11:30 AM	8:45 AM	8:30 AM	10:00 AM	10:30 AM	8:15 AM	10:45 AM	7:15 AM	7:30 AM	5:45 AM	12:15 AM	3:15 AM	9:30 AM	11:30 AM		
	8	2	14	26	26	33	24	34	19	7	3	1	1	2	84		
PM Peak Volume	3:15 PM		1:00 PM	1:30 PM	12:30 PM	4:00 PM	4:00 PM	5:15 PM	5:30 PM	8:45 PM	11:00 PM	8:45 PM	12:15 PM	2:00 PM	5:30 PM		
	12		1	1	3	18	51	81	75	19	11	2	1	1	183		

Comments:

LOCATION: 6. Malcolm Dixon Rd to Deer Valley Rd W SPECIFIC LOCATION: 0 ft from CITY/STATE: El Dorado Hills, CA															QC JOB #: 12004738 DIRECTION: EB DATE: May 10 2014		
Start Time	15	20	25	30	35	40	45	50	55	60	65	70	75	999	Total	Pace Speed	Number in Pace
12:00 AM	1	0	0	0	0	0	3	8	5	4	4	1	0	0	26	46-55	13
12:15 AM	2	0	0	0	0	0	2	2	5	6	3	0	0	0	20	53-62	10
12:30 AM	0	0	0	0	0	0	0	1	4	6	5	2	0	0	18	56-65	11
12:45 AM	3	0	0	0	0	0	0	3	5	4	2	1	0	0	18	51-60	9
1:00 AM	0	0	0	0	0	2	2	5	5	7	0	0	0	0	21	51-60	11
1:15 AM	0	0	0	0	0	0	1	4	1	1	0	0	0	0	7	41-50	5
1:30 AM	3	0	0	0	1	1	0	4	5	2	1	0	0	0	17	46-55	9
1:45 AM	1	0	0	0	0	0	1	2	3	1	2	0	0	0	10	50-59	4
2:00 AM	0	0	0	0	0	0	0	0	3	2	0	0	0	0	5	51-60	5
2:15 AM	0	0	0	0	0	0	0	0	0	2	0	1	0	0	3	51-60	2
2:30 AM	0	0	0	0	0	2	0	3	1	0	0	1	0	0	7	46-55	4
2:45 AM	1	0	0	0	0	0	0	0	0	1	0	0	0	0	2	51-60	1
3:00 AM	0	0	0	0	0	0	0	1	1	1	1	1	0	0	5	61-70	2
3:15 AM	0	0	0	0	0	0	0	1	0	1	0	0	0	0	2	41-50	1
3:30 AM	1	0	0	0	0	0	0	0	0	0	0	0	0	0	1	15-24	0
3:45 AM	0	0	0	0	0	1	1	2	0	0	0	0	0	0	4	41-50	3
4:00 AM	1	0	0	0	0	0	0	0	1	0	0	0	0	0	2	46-55	1
4:15 AM	1	0	0	0	0	1	0	0	2	1	0	0	0	0	5	51-60	3
4:30 AM	1	0	0	0	0	0	0	0	2	1	0	0	0	0	4	51-60	3
4:45 AM	1	0	0	0	0	0	0	0	1	1	0	0	0	0	3	51-60	2
5:00 AM	0	0	0	0	0	0	1	1	2	0	0	0	0	0	4	46-55	3
5:15 AM	0	0	0	0	0	0	0	0	2	1	1	0	0	0	4	51-60	3
5:30 AM	0	0	0	0	0	0	0	4	0	0	0	0	0	0	4	41-50	4
5:45 AM	0	0	0	0	0	0	0	1	2	1	1	1	0	0	6	51-60	3
Day Total																	
Percent																	
AM Peak																	
Volume																	
PM Peak																	
Volume																	
Comments:																	

LOCATION: 6. Malcolm Dixon Rd to Deer Valley Rd W SPECIFIC LOCATION: 0 ft from CITY/STATE: El Dorado Hills, CA															QC JOB #: 12004738 DIRECTION: EB DATE: May 10 2014		
Start Time	15	20	25	30	35	40	45	50	55	60	65	70	75	999	Total	Pace Speed	Number in Pace
6:00 AM	1	0	0	0	0	0	1	0	6	2	0	1	0	0	11	51-60	8
6:15 AM	4	0	0	0	0	0	0	5	2	3	1	1	0	0	16	46-55	7
6:30 AM	3	0	0	0	0	3	2	1	8	4	2	0	1	1	25	51-60	12
6:45 AM	3	0	0	0	0	0	0	4	6	2	0	2	0	0	17	48-57	9
7:00 AM	1	0	0	0	1	0	1	1	4	2	3	0	0	0	13	51-60	6
7:15 AM	3	0	0	0	0	0	2	9	7	6	4	1	0	0	32	47-56	15
7:30 AM	0	0	0	0	0	3	3	7	11	8	3	3	0	0	38	51-60	19
7:45 AM	4	0	0	0	1	3	4	11	10	4	0	1	0	0	38	46-55	21
8:00 AM	2	0	0	0	0	0	1	14	15	5	2	0	0	0	39	46-55	29
8:15 AM	4	0	0	0	0	1	1	17	18	5	1	0	0	0	47	46-55	35
8:30 AM	7	0	0	0	0	4	5	17	16	2	1	1	0	0	53	46-55	33
8:45 AM	11	0	0	0	0	2	8	20	15	5	0	1	0	0	62	46-55	35
9:00 AM	1	0	0	0	0	3	16	33	19	2	0	0	0	0	74	46-55	51
9:15 AM	6	0	0	0	0	9	14	21	7	1	2	1	0	0	61	41-50	35
9:30 AM	7	0	0	0	0	3	11	23	17	2	3	1	0	0	67	46-55	40
9:45 AM	3	0	0	0	0	7	12	25	12	0	1	0	0	0	60	46-55	37
10:00 AM	5	0	0	0	1	1	12	24	22	9	1	0	0	0	75	46-55	46
10:15 AM	7	0	0	0	1	7	23	26	8	2	0	0	0	0	74	41-50	49
10:30 AM	8	0	0	1	0	1	21	28	12	5	1	1	0	0	78	41-50	48
10:45 AM	17	0	0	0	0	5	41	33	9	2	2	0	0	0	109	41-50	73
11:00 AM	17	0	0	0	1	8	35	31	16	5	0	0	0	0	113	41-50	66
11:15 AM	7	0	0	0	0	7	16	28	12	3	0	0	0	0	73	42-51	43
11:30 AM	11	0	0	0	1	13	31	25	14	5	0	0	0	0	100	41-50	56
11:45 AM	8	0	0	0	2	8	46	30	10	4	2	0	0	0	110	41-50	76
Day Total																	
Percent																	
AM Peak Volume																	
PM Peak Volume																	
Comments:																	

LOCATION: 6. Malcolm Dixon Rd to Deer Valley Rd W SPECIFIC LOCATION: 0 ft from CITY/STATE: El Dorado Hills, CA															QC JOB #: 12004738 DIRECTION: EB DATE: May 10 2014		
Start Time	1 15	16 20	21 25	26 30	31 35	36 40	41 45	46 50	51 55	56 60	61 65	66 70	71 75	76 999	Total	Pace Speed	Number in Pace
12:00 PM	7	0	0	0	3	21	17	32	12	4	1	0	0	0	97	41-50	49
12:15 PM	6	0	0	0	0	10	32	46	20	4	1	0	0	0	119	41-50	78
12:30 PM	7	0	0	0	1	10	34	37	10	3	0	0	0	0	102	41-50	71
12:45 PM	7	0	0	0	0	2	28	45	12	2	1	0	0	0	97	41-50	73
1:00 PM	9	0	0	0	1	2	27	29	20	5	3	0	0	0	96	41-50	55
1:15 PM	2	0	0	0	0	4	12	27	35	11	3	0	0	0	94	46-55	62
1:30 PM	6	0	0	0	1	5	36	29	25	4	1	0	0	0	107	41-50	65
1:45 PM	8	0	0	0	1	4	19	45	20	5	0	0	0	0	102	46-55	65
2:00 PM	10	0	0	0	1	8	38	42	18	7	0	0	0	0	124	41-50	80
2:15 PM	8	0	0	0	0	8	29	55	25	3	1	0	0	0	129	41-50	84
2:30 PM	5	0	0	0	2	11	45	35	22	4	0	2	0	0	126	41-50	80
2:45 PM	7	0	0	0	1	7	36	40	16	4	2	0	0	0	113	41-50	76
3:00 PM	5	0	0	0	2	8	38	65	25	4	0	0	0	0	147	41-50	103
3:15 PM	10	0	0	0	0	6	31	35	18	6	1	0	0	0	107	41-50	66
3:30 PM	7	0	0	0	5	15	20	49	24	6	1	0	0	0	127	46-55	73
3:45 PM	4	0	0	0	1	11	37	52	15	2	1	0	0	0	123	41-50	89
4:00 PM	9	0	0	0	3	12	31	31	22	6	1	0	0	0	115	41-50	62
4:15 PM	11	0	0	0	0	5	28	41	20	5	1	0	0	0	111	41-50	69
4:30 PM	7	0	0	0	1	5	23	39	31	6	0	0	0	0	112	46-55	70
4:45 PM	5	0	0	0	0	4	29	30	27	8	1	0	0	0	104	41-50	59
5:00 PM	10	0	0	0	1	8	14	48	44	15	2	0	0	0	142	46-55	92
5:15 PM	6	0	1	2	0	8	24	46	22	8	1	0	0	0	118	41-50	70
5:30 PM	9	0	0	0	0	7	10	33	23	11	2	1	0	0	96	46-55	55
5:45 PM	2	0	0	0	0	2	16	34	27	7	4	0	0	0	92	46-55	61
Day Total																	
Percent																	
AM Peak																	
Volume																	
PM Peak																	
Volume																	
Comments:																	

LOCATION: 6. Malcolm Dixon Rd to Deer Valley Rd W SPECIFIC LOCATION: 0 ft from CITY/STATE: El Dorado Hills, CA															QC JOB #: 12004738 DIRECTION: EB DATE: May 10 2014		
Start Time	15	20	25	30	35	40	45	50	55	60	65	70	75	999	Total	Pace Speed	Number in Pace
6:00 PM	5	0	0	0	4	6	16	33	24	12	4	0	0	0	104	46-55	56
6:15 PM	9	0	0	0	0	2	15	26	25	5	1	0	0	0	83	46-55	51
6:30 PM	6	0	0	0	0	1	6	17	33	14	2	0	0	0	79	47-56	49
6:45 PM	3	0	0	0	0	4	7	20	23	9	0	0	0	0	66	46-55	42
7:00 PM	2	0	0	0	0	0	4	19	19	13	5	0	0	0	62	46-55	37
7:15 PM	1	0	0	0	0	5	12	29	21	12	3	0	0	0	83	46-55	50
7:30 PM	0	0	0	0	2	13	22	11	18	8	5	0	0	0	79	36-45	35
7:45 PM	0	0	0	0	0	0	5	32	18	9	0	1	0	0	65	46-55	49
8:00 PM	4	0	0	0	0	1	8	20	21	9	0	0	0	0	63	46-55	41
8:15 PM	2	0	0	0	1	3	12	35	18	8	0	0	0	0	79	46-55	52
8:30 PM	0	0	0	0	0	3	8	23	23	6	3	0	0	0	66	46-55	45
8:45 PM	3	0	0	0	0	0	7	15	20	13	2	0	0	0	60	46-55	35
9:00 PM	2	0	0	0	0	0	9	18	22	8	6	0	0	0	65	46-55	40
9:15 PM	3	0	0	0	1	0	13	13	18	13	3	0	1	0	65	51-60	31
9:30 PM	2	0	0	0	0	2	17	22	20	10	4	0	0	0	77	46-55	42
9:45 PM	3	0	0	0	0	3	12	28	22	3	2	2	2	0	77	46-55	50
10:00 PM	2	0	0	0	0	4	8	15	17	12	0	0	0	0	58	47-56	31
10:15 PM	8	0	0	0	0	2	3	16	19	7	2	0	0	1	58	46-55	34
10:30 PM	0	0	0	0	0	0	1	13	14	9	6	1	0	0	44	47-56	26
10:45 PM	3	0	0	0	0	2	11	10	11	11	3	1	0	0	41	51-60	21
11:00 PM	2	0	0	0	0	1	11	12	11	7	2	0	0	0	46	46-55	23
11:15 PM	1	0	0	0	0	1	0	10	2	3	2	0	0	0	19	46-55	11
11:30 PM	2	0	0	0	0	0	1	4	13	5	0	0	0	0	25	51-60	18
11:45 PM	3	0	0	0	0	0	6	7	15	1	0	0	0	0	32	46-55	22
Day Total	389	0	1	3	41	329	1176	1889	1305	478	132	30	4	2	5779	46-55	3194
Percent	6.7%	0.0%	0.0%	0.1%	0.7%	5.7%	20.3%	32.7%	22.6%	8.3%	2.3%	0.5%	0.1%	0.0%			
ADT 5779																	
AM Peak	10:45 AM			10:30 AM	11:45 AM	11:30 AM	11:45 AM	9:00 AM	10:00 AM	10:00 AM	12:30 AM	7:30 AM	6:30 AM	6:30 AM	11:00 AM		
Volume	17			1	2	13	46	33	22	9	5	3	1	1	113		
PM Peak	4:15 PM		5:15 PM	5:15 PM	3:30 PM	12:00 PM	2:30 PM	3:00 PM	5:00 PM	5:00 PM	9:00 PM	2:30 PM	9:45 PM	10:15 PM	3:00 PM		
Volume	11		1	2	5	21	45	65	44	15	6	2	2	1	147		
<i>Comments:</i>																	

LOCATION: 6. Malcolm Dixon Rd to Deer Valley Rd W SPECIFIC LOCATION: 0 ft from CITY/STATE: El Dorado Hills, CA															QC JOB #: 12004738 DIRECTION: EB DATE: May 11 2014		
Start Time	15	20	25	30	35	40	45	50	55	60	65	70	75	999	Total	Pace Speed	Number in Pace
12:00 AM	2	0	0	0	0	1	1	4	4	2	0	0	0	0	14	46-55	8
12:15 AM	2	0	0	0	0	0	1	1	1	2	5	0	0	0	12	56-65	7
12:30 AM	0	0	0	0	0	0	0	2	8	3	0	0	0	0	13	51-60	11
12:45 AM	0	0	0	0	0	0	2	3	4	3	2	1	0	0	15	48-57	7
1:00 AM	3	0	0	0	0	0	0	3	9	4	0	1	0	0	20	51-60	13
1:15 AM	1	0	0	0	0	0	0	2	3	1	0	0	0	1	8	50-59	4
1:30 AM	0	0	0	0	0	0	1	6	5	2	2	3	1	0	20	46-55	11
1:45 AM	0	0	0	0	0	1	1	3	2	0	2	0	1	0	10	46-55	5
2:00 AM	1	0	0	0	0	0	2	2	3	3	0	0	0	0	11	52-61	5
2:15 AM	0	0	0	0	0	0	0	4	0	0	0	0	0	0	4	41-50	4
2:30 AM	3	0	0	0	0	0	0	1	1	1	0	0	0	0	6	51-60	2
2:45 AM	2	0	0	0	0	0	0	0	2	0	0	0	0	0	4	46-55	2
3:00 AM	0	0	0	0	0	0	0	0	0	1	0	0	0	0	1	51-60	1
3:15 AM	0	0	0	0	0	0	1	1	1	1	0	0	0	0	4	51-60	2
3:30 AM	0	0	0	0	0	0	2	2	0	0	0	0	0	0	4	41-50	4
3:45 AM	1	0	0	0	0	0	0	2	2	0	0	0	0	0	5	46-55	4
4:00 AM	0	0	0	0	0	0	0	0	0	0	0	0	0	0	0	1-10	0
4:15 AM	0	0	0	0	0	0	0	0	1	1	0	0	1	0	3	51-60	2
4:30 AM	0	0	0	0	0	0	0	0	0	1	0	0	0	0	1	51-60	1
4:45 AM	1	0	0	0	0	0	0	1	4	1	0	0	0	0	7	46-55	5
5:00 AM	0	0	0	0	0	0	3	0	0	1	1	0	0	0	5	36-45	3
5:15 AM	0	0	0	0	0	0	1	1	1	1	0	0	0	0	4	51-60	2
5:30 AM	0	0	0	0	0	0	0	0	2	2	1	0	0	0	5	51-60	4
5:45 AM	0	0	0	0	0	0	0	0	0	1	0	0	0	0	1	51-60	1
Day Total																	
Percent																	
AM Peak																	
Volume																	
PM Peak																	
Volume																	
Comments:																	

LOCATION: 6. Malcolm Dixon Rd to Deer Valley Rd W SPECIFIC LOCATION: 0 ft from CITY/STATE: El Dorado Hills, CA															QC JOB #: 12004738 DIRECTION: EB DATE: May 11 2014		
Start Time	15	20	25	30	35	40	45	50	55	60	65	70	75	999	Total	Pace Speed	Number in Pace
6:00 AM	1	0	0	0	0	1	2	1	3	4	0	0	0	0	12	51-60	7
6:15 AM	3	0	0	0	0	0	0	1	0	1	2	1	0	0	8	61-70	3
6:30 AM	0	0	0	0	0	0	1	0	1	3	3	0	0	0	8	57-66	5
6:45 AM	3	0	0	0	0	0	2	3	1	1	1	0	0	0	11	45-54	4
7:00 AM	0	0	0	0	0	0	1	4	3	6	3	0	0	0	17	52-61	9
7:15 AM	0	0	0	0	1	0	0	3	3	2	1	0	0	0	10	51-60	5
7:30 AM	4	0	0	0	0	1	3	4	9	3	1	0	0	0	25	46-55	13
7:45 AM	5	0	0	0	0	1	1	10	7	2	0	0	0	0	26	46-55	16
8:00 AM	2	0	0	0	0	1	1	12	6	5	4	2	0	0	33	46-55	18
8:15 AM	2	0	0	0	0	0	3	5	2	7	1	0	0	0	20	51-60	9
8:30 AM	7	0	0	0	0	0	6	12	14	4	0	0	0	0	43	46-55	25
8:45 AM	6	0	0	1	0	3	7	11	7	2	1	1	0	0	39	41-50	18
9:00 AM	2	0	0	0	0	1	7	18	15	13	0	0	0	0	56	46-55	33
9:15 AM	4	0	0	0	0	4	6	11	15	9	3	0	0	0	52	46-55	26
9:30 AM	5	0	0	0	0	5	11	20	13	2	1	1	0	0	58	46-55	33
9:45 AM	4	0	0	0	0	0	9	27	23	5	1	0	0	0	69	46-55	49
10:00 AM	3	0	0	0	0	2	14	24	22	2	0	0	0	0	67	46-55	46
10:15 AM	6	0	0	0	0	5	11	38	17	3	0	0	0	0	80	46-55	55
10:30 AM	4	0	0	0	0	1	24	24	20	8	0	0	0	0	81	42-51	47
10:45 AM	9	0	0	0	3	6	17	17	18	7	0	0	0	0	77	46-55	35
11:00 AM	6	1	0	0	1	6	14	24	16	4	0	0	0	0	72	46-55	40
11:15 AM	4	0	0	0	0	5	22	25	18	3	1	0	0	0	78	41-50	47
11:30 AM	7	0	0	0	0	3	18	26	21	10	1	0	0	0	86	46-55	47
11:45 AM	7	0	0	0	3	6	20	21	10	5	0	0	0	0	72	41-50	41
Day Total																	
Percent																	
AM Peak Volume																	
PM Peak Volume																	
Comments:																	

LOCATION: 6. Malcolm Dixon Rd to Deer Valley Rd W SPECIFIC LOCATION: 0 ft from CITY/STATE: El Dorado Hills, CA															QC JOB #: 12004738 DIRECTION: EB DATE: May 11 2014		
Start Time	15	20	25	30	35	40	45	50	55	60	65	70	75	999	Total	Pace Speed	Number in Pace
12:00 PM	10	0	0	0	0	4	20	28	12	2	1	0	0	0	77	41-50	47
12:15 PM	3	0	0	0	1	1	14	34	20	1	1	0	0	0	75	46-55	54
12:30 PM	5	0	0	1	7	13	16	31	11	3	0	0	0	0	87	41-50	47
12:45 PM	5	0	0	0	1	9	20	32	18	3	0	0	0	0	88	41-50	52
1:00 PM	3	0	0	0	0	9	20	38	15	5	0	0	0	0	90	41-50	57
1:15 PM	5	0	0	2	5	7	19	33	19	9	1	0	0	0	100	46-55	51
1:30 PM	11	0	0	0	0	9	25	34	20	10	0	0	0	0	109	41-50	58
1:45 PM	4	0	0	0	0	2	9	14	14	6	0	0	0	0	49	46-55	27
2:00 PM	6	0	0	0	1	11	15	29	10	7	2	0	0	0	81	41-50	43
2:15 PM	4	0	0	0	3	6	17	22	12	8	1	0	0	0	73	41-50	39
2:30 PM	9	0	0	0	1	10	46	50	39	6	0	0	0	0	161	41-50	96
2:45 PM	5	0	0	0	0	5	26	34	19	6	2	0	0	1	98	41-50	59
3:00 PM	6	0	0	0	0	12	34	29	14	1	0	0	0	0	96	41-50	62
3:15 PM	5	0	0	0	1	5	21	59	11	6	0	0	0	0	108	41-50	80
3:30 PM	4	0	0	0	0	7	29	39	23	6	1	0	0	0	109	41-50	68
3:45 PM	7	0	0	0	3	3	19	38	13	4	1	0	0	0	88	41-50	56
4:00 PM	6	0	0	0	1	6	25	42	33	4	0	1	0	0	118	46-55	74
4:15 PM	9	0	0	0	0	0	7	33	25	7	3	0	0	0	84	46-55	58
4:30 PM	6	0	0	0	0	6	13	36	18	6	1	0	0	0	86	46-55	53
4:45 PM	4	0	0	0	0	4	10	24	24	9	1	2	0	0	78	46-55	47
5:00 PM	10	0	0	0	0	1	3	28	23	13	6	1	0	0	85	46-55	50
5:15 PM	7	0	0	0	0	1	18	37	25	7	0	0	0	0	95	46-55	62
5:30 PM	6	0	0	0	0	1	13	17	16	14	3	0	0	0	70	46-55	33
5:45 PM	5	0	0	0	0	2	8	29	32	9	1	0	0	0	86	46-55	61
Day Total																	
Percent																	
AM Peak Volume																	
PM Peak Volume																	
Comments:																	

LOCATION: 6. Malcolm Dixon Rd to Deer Valley Rd W SPECIFIC LOCATION: 0 ft from CITY/STATE: El Dorado Hills, CA															QC JOB #: 12004738 DIRECTION: EB DATE: May 11 2014			
Start Time	1 15	16 20	21 25	26 30	31 35	36 40	41 45	46 50	51 55	56 60	61 65	66 70	71 75	76 999	Total	Pace Speed	Number in Pace	
6:00 PM	9	0	0	0	2	1	15	32	26	4	0	0	0	0	89	46-55	58	
6:15 PM	7	0	0	0	0	1	13	15	21	8	1	0	0	0	66	46-55	36	
6:30 PM	6	0	0	0	0	3	5	31	17	8	1	0	0	0	71	46-55	48	
6:45 PM	6	0	0	0	0	1	10	23	17	5	2	1	0	0	65	46-55	40	
7:00 PM	4	0	0	0	0	1	8	22	28	12	2	0	0	0	77	46-55	49	
7:15 PM	2	0	0	0	0	1	13	29	27	8	2	0	0	0	82	46-55	56	
7:30 PM	2	0	0	0	1	3	7	38	23	2	0	0	0	0	76	46-55	60	
7:45 PM	4	0	0	0	0	2	12	26	20	10	1	0	0	0	75	46-55	46	
8:00 PM	2	0	0	0	0	0	5	18	21	8	0	0	0	0	54	46-55	39	
8:15 PM	1	0	0	0	0	1	11	27	18	5	2	0	0	0	65	46-55	44	
8:30 PM	2	0	0	0	1	0	6	17	29	10	4	0	0	0	69	46-55	45	
8:45 PM	3	0	0	0	0	3	7	13	18	6	5	1	0	0	56	46-55	31	
9:00 PM	1	0	0	0	0	1	3	9	14	8	3	0	2	0	41	51-60	22	
9:15 PM	3	0	0	0	0	2	6	10	7	12	4	1	0	0	45	52-61	18	
9:30 PM	1	0	0	0	0	0	2	12	7	11	1	2	0	0	36	50-59	18	
9:45 PM	2	0	0	0	0	0	10	13	13	8	1	0	0	0	47	46-55	26	
10:00 PM	3	0	0	0	0	0	0	5	14	12	5	1	0	0	40	51-60	25	
10:15 PM	1	1	0	0	0	1	5	7	10	2	4	0	1	1	33	46-55	17	
10:30 PM	0	0	0	0	0	0	5	3	7	9	0	2	0	0	26	51-60	16	
10:45 PM	1	0	0	0	0	0	0	8	7	2	0	0	0	0	18	46-55	14	
11:00 PM	2	0	0	0	0	0	1	2	12	1	0	0	0	0	18	46-55	14	
11:15 PM	1	0	0	0	0	0	0	5	5	2	0	0	0	0	13	46-55	10	
11:30 PM	0	0	0	0	0	0	0	3	1	4	0	1	1	0	10	51-60	5	
11:45 PM	2	0	0	0	0	0	2	1	0	1	1	0	1	0	8	41-50	3	
Day Total	320	2	0	4	36	208	808	1538	1145	452	101	23	8	3	4648	46-55	2683	
Percent	6.9%	0.0%	0.0%	0.1%	0.8%	4.5%	17.4%	33.1%	24.6%	9.7%	2.2%	0.5%	0.2%	0.1%				
ADT 4648																		
AM Peak	10:45 AM	11:00 AM		8:45 AM	10:45 AM	10:45 AM	10:30 AM	10:15 AM	9:45 AM	9:00 AM	12:15 AM	1:30 AM	1:30 AM	1:15 AM	11:30 AM			
Volume	9	1		1	3	6	24	38	23	13	5	3	1	1	86			
PM Peak	1:30 PM	10:15 PM		1:15 PM	12:30 PM	12:30 PM	2:30 PM	3:15 PM	2:30 PM	5:30 PM	5:00 PM	4:45 PM	9:00 PM	2:45 PM	2:30 PM			
Volume	11	1		2	7	13	46	59	39	14	6	2	2	1	161			
<i>Comments:</i>																		

LOCATION: 6. Malcolm Dixon Rd to Deer Valley Rd W														QC JOB #: 12004738			
SPECIFIC LOCATION: 0 ft from														DIRECTION: EB			
CITY/STATE: El Dorado Hills, CA														DATE: May 07 2014 - May 11 2014			
Start Time	1 15	16 20	21 25	26 30	31 35	36 40	41 45	46 50	51 55	56 60	61 65	66 70	71 75	76 999	Total	Pace Speed	Number in Pace
Grand Total	1483	8	33	185	453	1797	5640	8485	5690	2112	625	151	50	23	26735	46-55	14175
Percent	5.5%	0.0%	0.1%	0.7%	1.7%	6.7%	21.1%	31.7%	21.3%	7.9%	2.3%	0.6%	0.2%	0.1%			
Cumulative Percent	5.5%	5.6%	5.7%	6.4%	8.1%	14.8%	35.9%	67.6%	88.9%	96.8%	99.2%	99.7%	99.9%	100.0%			
ADT 5922															85th Percentile 54 MPH Mean Speed(Average) 45 MPH Median 47 MPH Mode 48 MPH		
<i>Comments:</i>																	

Report generated on 10/13/2014 10:26 AM

SOURCE: Quality Counts, LLC (<http://www.qualitycounts.net>)



LOCATION: 7. Deer Valley Rd W to Bass Lake Rd SPECIFIC LOCATION: 0 ft from CITY/STATE: El Dorado Hills, CA							QC JOB #: 12004739 DIRECTION: WB DATE: Aug 23 2014 - Aug 24 2014			
Start Time	Mon	Tue	Wed	Thu	Fri	Average Weekday Hourly Traffic	Sat 23-Aug-14	Sun 24-Aug-14	Average Week Hourly Traffic	Average Week Profile
12:00 AM						0	27	31	29	
1:00 AM						0	26	22	24	
2:00 AM						0	7	12	10	
3:00 AM						0	12	17	15	
4:00 AM						0	23	19	21	
5:00 AM						0	63	45	54	
6:00 AM						0	119	64	92	
7:00 AM						0	205	139	172	
8:00 AM						0	295	199	247	
9:00 AM						0	356	275	316	
10:00 AM						0	352	326	339	
11:00 AM						0	336	354	345	
12:00 PM						0	330	304	317	
1:00 PM						0	306	284	295	
2:00 PM						0	312	305	309	
3:00 PM						0	264	294	279	
4:00 PM						0	308	256	282	
5:00 PM						0	248	283	266	
6:00 PM						0	223	216	220	
7:00 PM						0	184	158	171	
8:00 PM						0	170	117	144	
9:00 PM						0	136	78	107	
10:00 PM						0	95	62	79	
11:00 PM						0	64	24	44	
Day Total						0	4461	3884	4177	
% Weekday Average										
% Week Average						0.0%	106.8%	93.0%		
AM Peak						12:00 AM	9:00 AM	11:00 AM	11:00 AM	
Volume						0	356	354	345	
PM Peak						12:00 PM	12:00 PM	2:00 PM	12:00 PM	
Volume						0	330	305	317	
<i>Comments:</i>										

LOCATION: 7. Deer Valley Rd W to Bass Lake Rd SPECIFIC LOCATION: 0 ft from CITY/STATE: El Dorado Hills, CA						QC JOB #: 12004739 DIRECTION: WB DATE: Aug 25 2014 - Aug 29 2014				
Start Time	Mon 25-Aug-14	Tue 26-Aug-14	Wed 27-Aug-14	Thu 28-Aug-14	Fri 29-Aug-14	Average Weekday Hourly Traffic	Sat	Sun	Average Week Hourly Traffic	Average Week Profile
12:00 AM	11	14	9	17	17	14			14	
1:00 AM	9	5	17	9	8	10			10	
2:00 AM	10	10	6	7	9	8			8	
3:00 AM	20	13	15	17	17	16			16	
4:00 AM	37	49	47	41	46	44			44	
5:00 AM	123	143	134	137	129	133			133	
6:00 AM	357	369	383	371	318	360			360	
7:00 AM	483	570	532	535	488	522			522	
8:00 AM	469	447	462	473	461	462			462	
9:00 AM	304	326	370	341	324	333			333	
10:00 AM	272	307	299	317	347	308			308	
11:00 AM	296	294	324	291	307	302			302	
12:00 PM	291	252	288	310	299	288			288	
1:00 PM	283	271	273	297	292	283			283	
2:00 PM	324	317	338	356	363	340			340	
3:00 PM	305	317	327	356	359	333			333	
4:00 PM	319	337	334	355	397	348			348	
5:00 PM	321	367	351	338	370	349			349	
6:00 PM	239	251	272	259	303	265			265	
7:00 PM	144	163	190	191	158	169			169	
8:00 PM	113	136	149	145	143	137			137	
9:00 PM	91	73	70	105	86	85			85	
10:00 PM	34	53	40	50	73	50			50	
11:00 PM	24	27	28	28	47	31			31	
Day Total	4879	5111	5258	5346	5361	5190			5190	
% Weekday Average		98.5%	101.3%	103.0%	103.3%					
% Week Average	116.8%	98.5%	101.3%	103.0%	103.3%	100.0%				
AM Peak	7:00 AM	7:00 AM	7:00 AM	7:00 AM	7:00 AM	7:00 AM			7:00 AM	
Volume	483	570	532	535	488	522			522	
PM Peak	2:00 PM	5:00 PM	5:00 PM	2:00 PM	4:00 PM	5:00 PM			5:00 PM	
Volume	324	367	351	356	397	349			349	
<i>Comments:</i>										

LOCATION: 7. Deer Valley Rd W to Bass Lake Rd SPECIFIC LOCATION: 0 ft from CITY/STATE: El Dorado Hills, CA						QC JOB #: 12004739 DIRECTION: WB DATE: Aug 18 2014 - Aug 22 2014		
Start Time	Mon 18-Aug-14	Tue 19-Aug-14	Wed 20-Aug-14	Thu 21-Aug-14	Fri 22-Aug-14	Average Weekday Hourly Traffic	Average Weekday Profile	
12:00 AM	11	14	9	17	17	14		
1:00 AM	9	5	17	9	8	10		
2:00 AM	10	10	6	7	9	8		
3:00 AM	20	13	15	17	17	16		
4:00 AM	37	49	47	41	46	44		
5:00 AM	123	143	134	137	129	133		
6:00 AM	357	369	383	371	318	360		
7:00 AM	483	570	532	535	488	522		
8:00 AM	469	447	462	473	461	462		
9:00 AM	304	326	370	341	324	333		
10:00 AM	272	307	299	317	347	308		
11:00 AM	296	294	324	291	307	302		
12:00 PM	291	252	288	310	299	288		
1:00 PM	283	271	273	297	292	283		
2:00 PM	324	317	338	356	363	340		
3:00 PM	305	317	327	356	359	333		
4:00 PM	319	337	334	355	397	348		
5:00 PM	321	367	351	338	370	349		
6:00 PM	239	251	272	259	303	265		
7:00 PM	144	163	190	191	158	169		
8:00 PM	113	136	149	145	143	137		
9:00 PM	91	73	70	105	86	85		
10:00 PM	34	53	40	50	73	50		
11:00 PM	24	27	28	28	47	31		
Day Total	4879	5111	5258	5346	5361	5190		
% Weekday Average	94.0%	98.5%	101.3%	103.0%	103.3%			
% Week Average								
AM Peak Volume	7:00 AM 483	7:00 AM 570	7:00 AM 532	7:00 AM 535	7:00 AM 488	7:00 AM 522		
PM Peak Volume	2:00 PM 324	5:00 PM 367	5:00 PM 351	2:00 PM 356	4:00 PM 397	5:00 PM 349		
<i>Comments:</i>								

SUMMARY - Tube Count - Volume Data (Weekend)

LOCATION: 7. Deer Valley Rd W to Bass Lake Rd SPECIFIC LOCATION: 0 ft from CITY/STATE: El Dorado Hills, CA				QC JOB #: 12004739 DIRECTION: WB DATE: Aug 23 2014 - Aug 24 2014		
Start Time			Sat 23-Aug-14	Sun 24-Aug-14	Average Weekend Hourly Traffic	Average Weekend Profile
12:00 AM			27	31	29	
1:00 AM			26	22	24	
2:00 AM			7	12	10	
3:00 AM			12	17	15	
4:00 AM			23	19	21	
5:00 AM			63	45	54	
6:00 AM			119	64	92	
7:00 AM			205	139	172	
8:00 AM			295	199	247	
9:00 AM			356	275	316	
10:00 AM			352	326	339	
11:00 AM			336	354	345	
12:00 PM			330	304	317	
1:00 PM			306	284	295	
2:00 PM			312	305	309	
3:00 PM			264	294	279	
4:00 PM			308	256	282	
5:00 PM			248	283	266	
6:00 PM			223	216	220	
7:00 PM			184	158	171	
8:00 PM			170	117	144	
9:00 PM			136	78	107	
10:00 PM			95	62	79	
11:00 PM			64	24	44	
Day Total			4461	3884	4177	
% Weekday Average						
% Week Average			106.8%	93.0%		
AM Peak Volume			9:00 AM 356	11:00 AM 354	11:00 AM 345	
PM Peak Volume			12:00 PM 330	2:00 PM 305	12:00 PM 317	
<i>Comments:</i>						

LOCATION: 7. Deer Valley Rd W to Bass Lake Rd
SPECIFIC LOCATION: 0 ft from
CITY/STATE: El Dorado Hills, CA

QC JOB #: 12004739
DIRECTION: WB
DATE: Aug 18 2014 - Aug 24 2014

Start Time	Mon 18-Aug-14	Tue 19-Aug-14	Wed 20-Aug-14	Thu 21-Aug-14	Fri 22-Aug-14	Average Weekday Hourly Traffic	Sat 23-Aug-14	Sun 24-Aug-14	Average Week Hourly Traffic	Average Week Profile
12:00 AM	11	14	9	17	17	14	27	31	18	
1:00 AM	9	5	17	9	8	10	26	22	14	
2:00 AM	10	10	6	7	9	8	7	12	9	
3:00 AM	20	13	15	17	17	16	12	17	16	
4:00 AM	37	49	47	41	46	44	23	19	37	
5:00 AM	123	143	134	137	129	133	63	45	111	
6:00 AM	357	369	383	371	318	360	119	64	283	
7:00 AM	483	570	532	535	488	522	205	139	422	
8:00 AM	469	447	462	473	461	462	295	199	401	
9:00 AM	304	326	370	341	324	333	356	275	328	
10:00 AM	272	307	299	317	347	308	352	326	317	
11:00 AM	296	294	324	291	307	302	336	354	315	
12:00 PM	291	252	288	310	299	288	330	304	296	
1:00 PM	283	271	273	297	292	283	306	284	287	
2:00 PM	324	317	338	356	363	340	312	305	331	
3:00 PM	305	317	327	356	359	333	264	294	317	
4:00 PM	319	337	334	355	397	348	308	256	329	
5:00 PM	321	367	351	338	370	349	248	283	325	
6:00 PM	239	251	272	259	303	265	223	216	252	
7:00 PM	144	163	190	191	158	169	184	158	170	
8:00 PM	113	136	149	145	143	137	170	117	139	
9:00 PM	91	73	70	105	86	85	136	78	91	
10:00 PM	34	53	40	50	73	50	95	62	58	
11:00 PM	24	27	28	28	47	31	64	24	35	
Day Total	4879	5111	5258	5346	5361	5190	4461	3884	4901	
% Weekday Average	94.0%	98.5%	101.3%	103.0%	103.3%					
% Week Average	99.6%	104.3%	107.3%	109.1%	109.4%	105.9%	91.0%	79.2%		
AM Peak Volume	7:00 AM 483	7:00 AM 570	7:00 AM 532	7:00 AM 535	7:00 AM 488	7:00 AM 522	9:00 AM 356	11:00 AM 354	7:00 AM 422	
PM Peak Volume	2:00 PM 324	5:00 PM 367	5:00 PM 351	2:00 PM 356	4:00 PM 397	5:00 PM 349	12:00 PM 330	2:00 PM 305	2:00 PM 331	

Comments:

LOCATION: 7. Deer Valley Rd W to Bass Lake Rd
SPECIFIC LOCATION: 0 ft from
CITY/STATE: El Dorado Hills, CA

QC JOB #: 12004739
DIRECTION: WB
DATE: Aug 23 2014

Start Time	Motor-cycles	Cars & Trailer	2 Axle Long	Buses	2 Axle 6 Tire	3 Axle Single	4 Axle Single	<5 Axle Double	5 Axle Double	>6 Axle Double	<6 Axle Multi	6 Axle Multi	>6 Axle Multi	Not Classified	Total
12:00 AM	0	22	1	0	0	0	0	1	0	0	0	0	0	3	27
1:00 AM	0	20	1	0	1	0	0	0	0	0	0	0	0	4	26
2:00 AM	0	6	1	0	0	0	0	0	0	0	0	0	0	0	7
3:00 AM	0	8	2	0	2	0	0	0	0	0	0	0	0	0	12
4:00 AM	0	17	5	0	0	0	0	0	0	0	0	0	0	1	23
5:00 AM	0	41	11	0	9	0	0	1	0	0	0	0	0	1	63
6:00 AM	0	79	24	0	10	0	0	0	0	0	0	0	0	6	119
7:00 AM	1	130	52	0	15	0	0	2	0	0	0	0	0	5	205
8:00 AM	0	188	72	1	21	0	0	0	0	0	0	0	0	13	295
9:00 AM	0	237	81	1	21	0	0	3	0	0	0	0	0	13	356
10:00 AM	5	233	71	0	21	0	0	3	0	0	0	0	0	19	352
11:00 AM	1	212	84	0	21	0	0	4	0	0	0	0	0	14	336
12:00 PM	1	230	54	0	22	0	0	2	0	0	0	0	0	21	330
1:00 PM	4	196	61	0	20	0	0	5	0	0	0	0	0	20	306
2:00 PM	0	204	67	1	20	0	0	2	0	0	0	0	0	18	312
3:00 PM	0	169	72	0	9	0	0	1	0	0	0	0	0	13	264
4:00 PM	0	193	75	2	19	0	0	2	0	0	0	0	0	17	308
5:00 PM	0	170	52	0	14	0	0	3	0	0	0	0	0	9	248
6:00 PM	0	159	47	0	6	0	0	1	0	0	0	0	0	10	223
7:00 PM	0	133	34	1	9	0	0	0	0	0	0	0	0	7	184
8:00 PM	0	128	32	1	7	0	0	0	0	0	0	0	0	2	170
9:00 PM	0	98	22	0	10	0	0	0	0	0	0	0	0	6	136
10:00 PM	0	74	12	0	6	0	0	0	0	0	0	0	0	3	95
11:00 PM	0	48	10	0	4	0	0	1	0	0	0	0	0	1	64
Day Total	12	2995	943	7	267	0	0	31	0	0	0	0	0	206	4461
Percent	0.3%	67.1%	21.1%	0.2%	6.0%	0.0%	0.0%	0.7%	0.0%	0.0%	0.0%	0.0%	0.0%	4.6%	
ADT 4461															
AM Peak	10:00 AM	9:00 AM	11:00 AM	8:00 AM	8:00 AM			11:00 AM						10:00 AM	9:00 AM
Volume	5	237	84	1	21			4						19	356
PM Peak	1:00 PM	12:00 PM	4:00 PM	4:00 PM	12:00 PM			1:00 PM						12:00 PM	12:00 PM
Volume	4	230	75	2	22			5						21	330

Comments:

LOCATION: 7. Deer Valley Rd W to Bass Lake Rd SPECIFIC LOCATION: 0 ft from CITY/STATE: El Dorado Hills, CA														QC JOB #: 12004739 DIRECTION: WB DATE: Aug 24 2014	
Start Time	Motor-cycles	Cars & Trailer	2 Axle Long	Buses	2 Axle 6 Tire	3 Axle Single	4 Axle Single	<5 Axle Double	5 Axle Double	>6 Axle Double	<6 Axle Multi	6 Axle Multi	>6 Axle Multi	Not Classified	Total
12:00 AM	0	23	6	0	1	0	0	0	0	0	0	0	0	1	31
1:00 AM	0	20	2	0	0	0	0	0	0	0	0	0	0	0	22
2:00 AM	0	9	1	0	0	0	0	0	0	0	0	0	0	2	12
3:00 AM	0	13	2	0	1	0	0	0	0	0	0	0	0	1	17
4:00 AM	0	15	2	0	1	0	0	0	0	0	0	0	0	1	19
5:00 AM	0	29	13	0	1	0	0	0	0	0	0	0	0	2	45
6:00 AM	0	43	13	0	3	0	0	2	0	0	0	0	0	3	64
7:00 AM	2	95	21	0	7	0	0	4	0	0	0	0	0	10	139
8:00 AM	1	128	47	0	10	1	0	1	0	0	0	0	0	11	199
9:00 AM	2	188	55	0	16	0	0	4	0	0	0	0	0	10	275
10:00 AM	1	226	74	1	9	0	0	3	0	0	0	0	0	12	326
11:00 AM	1	241	82	0	14	0	0	3	0	0	0	0	0	13	354
12:00 PM	2	203	61	1	20	0	0	3	0	0	0	0	0	14	304
1:00 PM	1	177	63	1	23	0	0	3	0	0	0	0	0	16	284
2:00 PM	1	218	55	1	17	0	0	2	0	0	0	0	0	11	305
3:00 PM	0	194	60	2	20	0	0	1	0	0	0	0	0	17	294
4:00 PM	0	179	55	1	10	0	0	3	0	0	0	0	0	8	256
5:00 PM	0	187	67	0	15	0	0	2	0	0	0	0	0	12	283
6:00 PM	1	150	44	0	5	0	0	2	0	0	0	0	0	14	216
7:00 PM	0	115	29	2	7	0	0	0	0	0	0	0	0	5	158
8:00 PM	0	91	14	0	10	0	0	0	0	0	0	0	0	2	117
9:00 PM	0	51	19	0	3	0	0	0	0	0	0	0	0	5	78
10:00 PM	0	46	8	1	4	0	0	0	0	0	0	0	0	3	62
11:00 PM	0	19	5	0	0	0	0	0	0	0	0	0	0	0	24
Day Total	12	2660	798	10	197	1	0	33	0	0	0	0	0	173	3884
Percent	0.3%	68.5%	20.5%	0.3%	5.1%	0.0%	0.0%	0.8%	0.0%	0.0%	0.0%	0.0%	0.0%	4.5%	
ADT 3884															
AM Peak	7:00 AM	11:00 AM	11:00 AM	10:00 AM	9:00 AM	8:00 AM		7:00 AM						11:00 AM	11:00 AM
Volume	2	241	82	1	16	1		4						13	354
PM Peak	12:00 PM	2:00 PM	5:00 PM	3:00 PM	1:00 PM			12:00 PM						3:00 PM	2:00 PM
Volume	2	218	67	2	23			3						17	305
<i>Comments:</i>															

LOCATION: 7. Deer Valley Rd W to Bass Lake Rd SPECIFIC LOCATION: 0 ft from CITY/STATE: El Dorado Hills, CA														QC JOB #: 12004739 DIRECTION: WB DATE: Aug 25 2014	
Start Time	Motor-cycles	Cars & Trailer	2 Axle Long	Buses	2 Axle 6 Tire	3 Axle Single	4 Axle Single	<5 Axle Double	5 Axle Double	>6 Axle Double	<6 Axle Multi	6 Axle Multi	>6 Axle Multi	Not Classified	Total
12:00 AM	0	8	1	0	0	0	0	0	0	0	0	0	0	2	11
1:00 AM	0	6	2	0	0	0	0	0	0	0	0	0	0	1	9
2:00 AM	0	5	4	0	0	0	0	1	0	0	0	0	0	0	10
3:00 AM	0	18	1	0	0	0	0	0	0	0	0	0	0	1	20
4:00 AM	0	22	10	0	3	0	0	0	0	0	0	0	0	2	37
5:00 AM	0	77	26	0	12	0	0	3	0	0	0	0	0	5	123
6:00 AM	0	219	94	2	32	0	0	3	0	0	0	0	0	7	357
7:00 AM	0	321	116	2	27	1	0	1	0	0	0	0	0	15	483
8:00 AM	0	309	113	1	28	0	0	1	0	0	0	0	0	17	469
9:00 AM	0	193	76	3	18	0	0	4	0	0	0	0	0	10	304
10:00 AM	0	191	61	0	15	0	0	1	0	0	0	0	0	4	272
11:00 AM	0	183	79	1	18	0	0	5	0	0	0	0	0	10	296
12:00 PM	1	189	63	6	19	0	0	2	0	0	0	0	0	11	291
1:00 PM	0	187	72	2	7	0	0	2	0	0	0	0	0	13	283
2:00 PM	0	214	71	1	25	0	0	0	0	0	0	0	0	13	324
3:00 PM	0	198	75	0	18	0	0	1	0	0	0	0	0	13	305
4:00 PM	1	202	90	1	9	0	0	2	0	0	0	0	0	14	319
5:00 PM	1	205	76	0	18	0	0	0	0	0	0	0	0	21	321
6:00 PM	0	162	56	1	12	0	0	0	0	0	0	0	0	8	239
7:00 PM	0	106	27	0	3	0	0	0	0	0	0	0	0	8	144
8:00 PM	0	81	21	1	5	0	0	0	0	0	0	0	0	5	113
9:00 PM	0	63	25	0	1	0	0	0	0	0	0	0	0	2	91
10:00 PM	0	27	5	0	0	0	0	0	0	0	0	0	0	2	34
11:00 PM	0	14	7	0	1	0	0	1	0	0	0	0	0	1	24
Day Total	3	3200	1171	21	271	1	0	27	0	0	0	0	0	185	4879
Percent	0.1%	65.6%	24.0%	0.4%	5.6%	0.0%	0.0%	0.6%	0.0%	0.0%	0.0%	0.0%	0.0%	3.8%	
ADT 4879															
AM Peak	7:00 AM		7:00 AM	9:00 AM	6:00 AM	7:00 AM	11:00 AM					8:00 AM	7:00 AM		
Volume	321		116	3	32	1	5					17	483		
PM Peak	12:00 PM	2:00 PM	4:00 PM	12:00 PM	2:00 PM	12:00 PM					5:00 PM	2:00 PM			
Volume	1	214	90	6	25	2					21	324			
<i>Comments:</i>															

LOCATION: 7. Deer Valley Rd W to Bass Lake Rd SPECIFIC LOCATION: 0 ft from CITY/STATE: El Dorado Hills, CA														QC JOB #: 12004739 DIRECTION: WB DATE: Aug 26 2014	
Start Time	Motor-cycles	Cars & Trailer	2 Axle Long	Buses	2 Axle 6 Tire	3 Axle Single	4 Axle Single	<5 Axle Double	5 Axle Double	>6 Axle Double	<6 Axle Multi	6 Axle Multi	>6 Axle Multi	Not Classified	Total
12:00 AM	0	12	1	0	0	0	0	0	0	0	0	0	0	1	14
1:00 AM	0	4	1	0	0	0	0	0	0	0	0	0	0	0	5
2:00 AM	0	5	3	0	1	0	0	1	0	0	0	0	0	0	10
3:00 AM	0	6	4	0	1	0	0	0	0	0	0	0	0	2	13
4:00 AM	0	34	9	0	5	0	0	0	0	0	0	0	0	1	49
5:00 AM	0	91	34	0	11	0	0	3	0	0	0	0	0	4	143
6:00 AM	0	229	88	4	35	0	0	4	0	0	0	0	0	9	369
7:00 AM	0	359	139	0	42	0	0	6	0	0	0	0	0	24	570
8:00 AM	2	309	97	2	20	0	0	3	0	0	0	0	0	14	447
9:00 AM	0	219	80	3	17	0	0	1	0	0	0	0	0	6	326
10:00 AM	0	204	68	1	21	0	0	1	0	0	0	0	0	12	307
11:00 AM	0	181	84	2	15	0	0	4	0	0	0	0	0	8	294
12:00 PM	0	163	61	3	11	0	0	2	0	0	0	0	0	12	252
1:00 PM	0	180	58	4	21	0	0	1	0	0	0	0	0	7	271
2:00 PM	0	206	74	0	21	0	0	0	0	0	0	0	0	16	317
3:00 PM	0	210	70	2	22	0	0	1	0	0	0	0	0	12	317
4:00 PM	1	229	75	0	14	0	0	1	0	0	0	0	0	17	337
5:00 PM	1	251	81	0	14	0	0	3	0	0	0	0	0	17	367
6:00 PM	0	168	63	1	6	0	0	0	0	0	0	0	0	13	251
7:00 PM	0	122	28	0	5	0	0	1	0	0	0	0	0	7	163
8:00 PM	0	102	26	0	4	0	0	0	0	0	0	0	0	4	136
9:00 PM	0	55	12	0	4	0	0	0	0	0	0	0	0	2	73
10:00 PM	0	41	9	0	0	0	0	0	0	0	0	0	0	3	53
11:00 PM	0	24	3	0	0	0	0	0	0	0	0	0	0	0	27
Day Total	4	3404	1168	22	290	0	0	32	0	0	0	0	0	191	5111
Percent	0.1%	66.6%	22.9%	0.4%	5.7%	0.0%	0.0%	0.6%	0.0%	0.0%	0.0%	0.0%	0.0%	3.7%	
ADT 5111															
AM Peak	8:00 AM	7:00 AM	7:00 AM	6:00 AM	7:00 AM			7:00 AM						7:00 AM	7:00 AM
Volume	2	359	139	4	42			6						24	570
PM Peak	4:00 PM	5:00 PM	5:00 PM	1:00 PM	3:00 PM			5:00 PM						4:00 PM	5:00 PM
Volume	1	251	81	4	22			3						17	367
<i>Comments:</i>															

LOCATION: 7. Deer Valley Rd W to Bass Lake Rd SPECIFIC LOCATION: 0 ft from CITY/STATE: El Dorado Hills, CA														QC JOB #: 12004739 DIRECTION: WB DATE: Aug 27 2014	
Start Time	Motor-cycles	Cars & Trailer	2 Axle Long	Buses	2 Axle 6 Tire	3 Axle Single	4 Axle Single	<5 Axle Double	5 Axle Double	>6 Axle Double	<6 Axle Multi	6 Axle Multi	>6 Axle Multi	Not Classified	Total
12:00 AM	0	6	2	0	0	0	0	1	0	0	0	0	0	0	9
1:00 AM	0	14	1	0	0	0	0	1	0	0	0	0	0	1	17
2:00 AM	0	5	1	0	0	0	0	0	0	0	0	0	0	0	6
3:00 AM	0	14	1	0	0	0	0	0	0	0	0	0	0	0	15
4:00 AM	0	35	7	0	5	0	0	0	0	0	0	0	0	0	47
5:00 AM	0	75	38	0	15	0	0	1	0	0	0	0	0	5	134
6:00 AM	0	240	83	5	39	0	0	4	0	0	0	0	0	12	383
7:00 AM	0	338	131	2	34	0	0	10	0	0	0	0	0	17	532
8:00 AM	2	305	114	5	20	0	0	3	0	0	0	0	0	13	462
9:00 AM	2	237	87	2	26	0	0	2	0	0	0	0	0	14	370
10:00 AM	0	202	67	1	17	0	0	1	0	0	0	0	0	11	299
11:00 AM	0	216	78	1	16	0	0	2	0	0	0	0	0	11	324
12:00 PM	0	192	66	2	11	0	0	1	0	0	0	0	0	16	288
1:00 PM	1	172	63	5	22	0	0	1	0	0	0	0	0	9	273
2:00 PM	0	228	77	2	14	0	0	3	0	0	0	0	0	14	338
3:00 PM	0	226	76	3	15	0	0	1	0	0	0	0	0	6	327
4:00 PM	1	227	84	0	7	0	0	3	0	0	0	0	0	12	334
5:00 PM	2	243	75	0	10	0	0	1	0	0	0	0	0	20	351
6:00 PM	1	185	52	0	14	0	0	1	0	0	0	0	0	19	272
7:00 PM	0	146	29	0	7	0	0	0	0	0	0	0	0	8	190
8:00 PM	0	110	29	0	3	0	0	0	0	0	0	0	0	7	149
9:00 PM	0	48	12	0	4	0	0	2	0	0	0	0	0	4	70
10:00 PM	0	31	8	0	1	0	0	0	0	0	0	0	0	0	40
11:00 PM	0	28	0	0	0	0	0	0	0	0	0	0	0	0	28
Day Total	9	3523	1181	28	280	0	0	38	0	0	0	0	0	199	5258
Percent	0.2%	67.0%	22.5%	0.5%	5.3%	0.0%	0.0%	0.7%	0.0%	0.0%	0.0%	0.0%	0.0%	3.8%	
ADT 5258															
AM Peak	8:00 AM	7:00 AM	7:00 AM	6:00 AM	6:00 AM			7:00 AM						7:00 AM	7:00 AM
Volume	2	338	131	5	39			10						17	532
PM Peak	5:00 PM	5:00 PM	4:00 PM	1:00 PM	1:00 PM			2:00 PM						5:00 PM	5:00 PM
Volume	2	243	84	5	22			3						20	351
<i>Comments:</i>															

LOCATION: 7. Deer Valley Rd W to Bass Lake Rd SPECIFIC LOCATION: 0 ft from CITY/STATE: El Dorado Hills, CA														QC JOB #: 12004739 DIRECTION: WB DATE: Aug 28 2014	
Start Time	Motor-cycles	Cars & Trailer	2 Axle Long	Buses	2 Axle 6 Tire	3 Axle Single	4 Axle Single	<5 Axle Double	5 Axle Double	>6 Axle Double	<6 Axle Multi	6 Axle Multi	>6 Axle Multi	Not Classified	Total
12:00 AM	0	10	5	0	2	0	0	0	0	0	0	0	0	0	17
1:00 AM	0	6	1	0	0	0	0	1	0	0	0	0	0	1	9
2:00 AM	0	4	2	0	0	0	0	1	0	0	0	0	0	0	7
3:00 AM	0	14	2	0	1	0	0	0	0	0	0	0	0	0	17
4:00 AM	0	27	8	0	3	0	0	1	0	0	0	0	0	2	41
5:00 AM	0	87	38	0	7	0	0	0	0	0	0	0	0	5	137
6:00 AM	0	238	89	4	31	0	0	4	0	0	0	0	0	5	371
7:00 AM	0	362	122	1	29	0	0	7	0	0	0	0	0	14	535
8:00 AM	1	318	109	1	27	0	0	2	0	0	0	0	0	15	473
9:00 AM	0	217	93	3	19	0	0	4	0	0	0	0	0	5	341
10:00 AM	1	218	77	1	13	0	0	1	0	0	0	0	0	6	317
11:00 AM	2	199	67	2	9	0	0	2	0	0	0	0	0	10	291
12:00 PM	0	191	83	1	17	0	0	3	0	0	0	0	0	15	310
1:00 PM	0	189	65	4	18	0	0	6	0	0	0	0	0	15	297
2:00 PM	0	241	73	1	23	0	0	1	0	0	0	0	0	17	356
3:00 PM	0	233	83	2	23	0	0	4	0	0	0	0	0	11	356
4:00 PM	0	242	81	2	12	0	0	1	0	0	0	0	0	17	355
5:00 PM	0	234	70	1	10	0	0	4	0	0	0	0	0	19	338
6:00 PM	0	192	45	0	12	0	0	0	0	0	0	0	0	10	259
7:00 PM	0	143	33	0	5	0	0	3	0	0	0	0	0	7	191
8:00 PM	0	96	33	0	8	0	0	0	0	0	0	0	0	8	145
9:00 PM	0	86	12	0	3	0	0	1	0	0	0	0	0	3	105
10:00 PM	0	31	11	0	1	0	0	0	0	0	0	0	0	7	50
11:00 PM	0	17	7	0	1	0	0	1	0	0	0	0	0	2	28
Day Total	4	3595	1209	23	274	0	0	47	0	0	0	0	0	194	5346
Percent	0.1%	67.2%	22.6%	0.4%	5.1%	0.0%	0.0%	0.9%	0.0%	0.0%	0.0%	0.0%	0.0%	3.6%	
ADT 5346															
AM Peak Volume	11:00 AM	7:00 AM	7:00 AM	6:00 AM	6:00 AM			7:00 AM						8:00 AM	7:00 AM
	2	362	122	4	31			7						15	535
PM Peak Volume		4:00 PM	12:00 PM	1:00 PM	2:00 PM			1:00 PM						5:00 PM	2:00 PM
		242	83	4	23			6						19	356
<i>Comments:</i>															

LOCATION: 7. Deer Valley Rd W to Bass Lake Rd SPECIFIC LOCATION: 0 ft from CITY/STATE: El Dorado Hills, CA														QC JOB #: 12004739 DIRECTION: WB DATE: Aug 29 2014	
Start Time	Motor-cycles	Cars & Trailer	2 Axle Long	Buses	2 Axle 6 Tire	3 Axle Single	4 Axle Single	<5 Axle Double	5 Axle Double	>6 Axle Double	<6 Axle Multi	6 Axle Multi	>6 Axle Multi	Not Classified	Total
12:00 AM	0	13	3	0	0	0	0	0	0	0	0	0	0	1	17
1:00 AM	0	3	4	0	1	0	0	0	0	0	0	0	0	0	8
2:00 AM	0	7	1	0	0	0	0	0	0	0	0	0	0	1	9
3:00 AM	0	16	1	0	0	0	0	0	0	0	0	0	0	0	17
4:00 AM	0	32	10	0	4	0	0	0	0	0	0	0	0	0	46
5:00 AM	0	84	31	0	7	0	0	1	0	0	0	0	0	6	129
6:00 AM	0	204	74	5	24	0	0	2	0	0	0	0	0	9	318
7:00 AM	1	314	121	2	28	0	0	4	0	0	0	0	0	18	488
8:00 AM	1	326	97	2	24	0	0	2	0	0	0	0	0	9	461
9:00 AM	1	215	77	1	14	0	0	4	0	0	0	0	0	12	324
10:00 AM	2	226	89	3	14	0	0	1	0	0	0	0	0	12	347
11:00 AM	0	201	64	2	17	0	0	7	0	0	0	0	0	16	307
12:00 PM	0	185	74	1	19	0	0	6	0	0	0	0	0	14	299
1:00 PM	1	181	65	6	20	0	0	4	0	0	0	0	0	15	292
2:00 PM	0	251	76	1	17	0	0	2	0	0	0	0	0	16	363
3:00 PM	2	232	80	3	17	0	0	2	0	0	0	0	0	23	359
4:00 PM	1	264	88	1	15	0	0	4	0	0	0	0	0	24	397
5:00 PM	0	252	81	2	14	0	0	4	0	0	0	0	0	17	370
6:00 PM	0	220	58	0	12	0	0	1	0	0	0	0	0	12	303
7:00 PM	0	111	37	0	5	0	0	0	0	0	0	0	0	5	158
8:00 PM	0	104	23	0	8	0	0	1	0	0	0	0	0	7	143
9:00 PM	0	65	17	0	0	0	0	0	0	0	0	0	0	4	86
10:00 PM	1	56	11	1	2	0	0	1	0	0	0	0	0	1	73
11:00 PM	0	40	5	0	1	0	0	0	0	0	0	0	0	1	47
Day Total	10	3602	1187	30	263	0	0	46	0	0	0	0	0	223	5361
Percent	0.2%	67.2%	22.1%	0.6%	4.9%	0.0%	0.0%	0.9%	0.0%	0.0%	0.0%	0.0%	0.0%	4.2%	
ADT 5361															
AM Peak	10:00 AM	8:00 AM	7:00 AM	6:00 AM	7:00 AM			11:00 AM						7:00 AM	7:00 AM
Volume	2	326	121	5	28			7						18	488
PM Peak	3:00 PM	4:00 PM	4:00 PM	1:00 PM	1:00 PM			12:00 PM						4:00 PM	4:00 PM
Volume	2	264	88	6	20			6						24	397
<i>Comments:</i>															

LOCATION: 7. Deer Valley Rd W to Bass Lake Rd													QC JOB #: 12004739		
SPECIFIC LOCATION: 0 ft from													DIRECTION: WB		
CITY/STATE: El Dorado Hills, CA													DATE: Aug 23 2014 - Aug 29 2014		
Start Time	Motor-cycles	Cars & Trailer	2 Axle Long	Buses	2 Axle 6 Tire	3 Axle Single	4 Axle Single	<5 Axle Double	5 Axle Double	>6 Axle Double	<6 Axle Multi	6 Axle Multi	>6 Axle Multi	Not Classified	Total
Grand Total	54	22979	7657	141	1842	2	0	254	0	0	0	0	0	1371	34300
Percent	0.2%	67.0%	22.3%	0.4%	5.4%	0.0%	0.0%	0.7%	0.0%	0.0%	0.0%	0.0%	0.0%	4.0%	
ADT 4900															
<i>Comments:</i>															

Report generated on 9/2/2014 8:15 AM

SOURCE: Quality Counts, LLC (<http://www.qualitycounts.net>)



LOCATION: 7. Deer Valley Rd W to Bass Lake Rd SPECIFIC LOCATION: 0 ft from CITY/STATE: El Dorado Hills, CA															QC JOB #: 12004739 DIRECTION: WB DATE: Aug 23 2014			
Start Time	1 15	16 20	21 25	26 30	31 35	36 40	41 45	46 50	51 55	56 60	61 65	66 70	71 75	76 999	Total	Pace Speed	Number in Pace	
12:00 AM	3	0	0	0	0	0	0	2	4	4	9	3	2	0	27	56-65	13	
1:00 AM	4	0	0	0	0	0	0	2	11	5	3	0	1	0	26	51-60	16	
2:00 AM	0	0	0	0	0	0	0	0	0	3	1	2	1	0	7	56-65	4	
3:00 AM	0	0	0	0	0	0	0	2	1	3	3	3	0	0	12	62-71	5	
4:00 AM	1	0	0	0	0	1	1	1	4	9	4	2	0	0	23	56-65	13	
5:00 AM	1	0	0	0	0	0	0	3	3	22	25	7	2	0	63	56-65	47	
6:00 AM	6	0	0	1	0	0	1	1	19	40	40	9	2	0	119	56-65	80	
7:00 AM	5	0	1	0	0	0	1	7	31	87	53	16	3	1	205	56-65	140	
8:00 AM	13	0	0	0	0	0	0	18	87	90	69	15	3	0	295	51-60	177	
9:00 AM	13	0	0	0	0	0	4	12	94	139	78	15	1	0	356	51-60	233	
10:00 AM	18	4	2	0	0	0	3	33	70	122	86	13	1	0	352	56-65	207	
11:00 AM	14	1	0	0	0	0	1	24	72	138	72	13	0	1	336	51-60	210	
12:00 PM	21	1	0	0	0	0	2	26	93	121	58	8	0	0	330	51-60	213	
1:00 PM	20	3	1	0	0	0	1	12	86	120	53	7	3	0	306	51-60	206	
2:00 PM	17	1	0	0	0	0	4	20	75	123	61	10	0	1	312	51-60	198	
3:00 PM	13	0	0	0	0	0	0	15	62	106	62	5	1	0	264	56-65	167	
4:00 PM	17	0	0	0	0	1	1	20	63	123	68	14	0	1	308	56-65	191	
5:00 PM	9	0	0	0	0	0	0	7	47	111	57	16	1	0	248	56-65	167	
6:00 PM	9	1	0	0	0	0	0	7	48	93	51	9	5	0	223	56-65	143	
7:00 PM	7	0	0	0	0	0	2	5	47	81	35	6	1	0	184	51-60	128	
8:00 PM	2	0	0	0	0	0	2	11	45	80	26	4	0	0	170	51-60	125	
9:00 PM	6	0	0	0	0	0	0	19	44	47	19	1	0	0	136	51-60	91	
10:00 PM	3	0	0	0	0	0	3	11	32	28	12	6	0	0	95	51-60	59	
11:00 PM	1	0	0	0	0	0	2	7	14	25	9	3	2	1	64	51-60	39	
Day Total	203	11	4	1	0	2	28	265	1052	1720	954	187	29	5	4461	51-60	2772	
Percent	4.6%	0.2%	0.1%	0.0%	0.0%	0.0%	0.6%	5.9%	23.6%	38.6%	21.4%	4.2%	0.7%	0.1%				
ADT 4461																		
AM Peak Volume	10:00 AM	10:00 AM	10:00 AM	6:00 AM			4:00 AM	9:00 AM	10:00 AM	9:00 AM	9:00 AM	10:00 AM	7:00 AM	7:00 AM	7:00 AM	9:00 AM		
	18	4	2	1			1	4	33	94	139	86	16	3	1	356		
PM Peak Volume	12:00 PM	1:00 PM	1:00 PM				4:00 PM	2:00 PM	12:00 PM	12:00 PM	2:00 PM	4:00 PM	5:00 PM	6:00 PM	2:00 PM	12:00 PM		
	21	3	1				1	4	26	93	123	68	16	5	1	330		
<i>Comments:</i>																		

LOCATION: 7. Deer Valley Rd W to Bass Lake Rd SPECIFIC LOCATION: 0 ft from CITY/STATE: El Dorado Hills, CA															QC JOB #: 12004739 DIRECTION: WB DATE: Aug 24 2014			
Start Time	1 15	16 20	21 25	26 30	31 35	36 40	41 45	46 50	51 55	56 60	61 65	66 70	71 75	76 999	Total	Pace Speed	Number in Pace	
12:00 AM	1	0	0	0	0	0	0	1	2	12	8	6	1	0	31	56-65	20	
1:00 AM	0	0	0	0	0	1	1	0	6	10	1	3	0	0	22	51-60	16	
2:00 AM	2	0	0	0	1	0	1	3	1	0	2	1	1	0	12	41-50	4	
3:00 AM	1	0	0	0	0	0	0	2	2	3	4	3	2	0	17	58-67	7	
4:00 AM	1	0	1	0	0	0	0	1	3	5	5	3	0	0	19	56-65	10	
5:00 AM	2	0	0	0	0	0	2	3	9	13	11	5	0	0	45	56-65	24	
6:00 AM	3	0	0	0	0	0	0	1	12	24	14	8	2	0	64	56-65	37	
7:00 AM	10	0	1	1	0	0	0	1	18	61	35	11	1	0	139	56-65	96	
8:00 AM	11	1	0	1	0	1	0	3	38	89	45	8	2	0	199	56-65	134	
9:00 AM	10	1	1	0	0	1	0	14	47	104	72	20	4	1	275	56-65	175	
10:00 AM	12	1	0	0	1	4	4	13	77	137	62	15	0	0	326	51-60	213	
11:00 AM	13	1	0	0	0	0	10	30	103	106	74	17	0	0	354	51-60	208	
12:00 PM	14	1	1	0	0	0	1	14	82	117	57	14	3	0	304	51-60	198	
1:00 PM	17	0	0	0	0	0	2	17	73	112	53	10	0	0	284	51-60	184	
2:00 PM	11	0	0	0	0	0	1	19	80	121	63	10	0	0	305	51-60	200	
3:00 PM	17	0	0	0	0	0	2	9	52	135	68	11	0	0	294	56-65	203	
4:00 PM	8	0	0	0	0	0	4	17	52	110	56	9	0	0	256	56-65	165	
5:00 PM	12	0	0	0	1	0	6	16	56	107	70	15	0	0	283	56-65	177	
6:00 PM	14	1	0	0	0	0	1	10	53	71	48	14	4	0	216	51-60	123	
7:00 PM	5	0	0	0	0	0	1	14	46	64	22	4	1	1	158	51-60	110	
8:00 PM	2	0	0	0	0	0	1	2	31	51	22	8	0	0	117	51-60	82	
9:00 PM	5	0	0	0	0	1	0	2	15	35	17	3	0	0	78	56-65	52	
10:00 PM	3	0	0	0	0	0	1	11	6	22	13	5	1	0	62	56-65	35	
11:00 PM	0	0	0	0	0	0	1	1	6	8	6	1	1	0	24	53-62	14	
Day Total	174	6	4	2	3	8	39	204	870	1517	828	204	23	2	3884	51-60	2387	
Percent	4.5%	0.2%	0.1%	0.1%	0.1%	0.2%	1.0%	5.3%	22.4%	39.1%	21.3%	5.3%	0.6%	0.1%				
ADT 3884																		
AM Peak Volume	11:00 AM	8:00 AM	4:00 AM	7:00 AM	2:00 AM	10:00 AM	11:00 AM	11:00 AM	11:00 AM	10:00 AM	11:00 AM	9:00 AM	9:00 AM	9:00 AM	11:00 AM			
	13	1	1	1	1	4	10	30	103	137	74	20	4	1	354			
PM Peak Volume	1:00 PM	12:00 PM	12:00 PM		5:00 PM	9:00 PM	5:00 PM	2:00 PM	12:00 PM	3:00 PM	5:00 PM	5:00 PM	6:00 PM	7:00 PM	2:00 PM			
	17	1	1		1	1	6	19	82	135	70	15	4	1	305			
<i>Comments:</i>																		

LOCATION: 7. Deer Valley Rd W to Bass Lake Rd SPECIFIC LOCATION: 0 ft from CITY/STATE: El Dorado Hills, CA															QC JOB #: 12004739 DIRECTION: WB DATE: Aug 25 2014			
Start Time	15	16	21	26	31	36	41	46	51	56	61	66	71	76	Total	Pace Speed	Number in Pace	
	15	20	25	30	35	40	45	50	55	60	65	70	75	999				
12:00 AM	2	0	0	0	0	0	0	1	1	6	1	0	0	0	11	51-60	7	
1:00 AM	1	0	0	0	0	0	0	2	2	3	1	0	0	0	9	55-64	4	
2:00 AM	0	0	0	0	0	0	0	1	3	2	3	1	0	0	10	53-62	5	
3:00 AM	1	0	0	0	0	0	0	4	3	6	3	3	0	0	20	52-61	9	
4:00 AM	2	0	0	0	0	0	0	1	5	7	16	5	1	0	37	56-65	23	
5:00 AM	5	0	0	0	0	2	2	6	8	57	31	10	2	0	123	56-65	87	
6:00 AM	7	0	0	0	0	0	0	9	86	163	74	16	2	0	357	51-60	249	
7:00 AM	15	0	0	1	0	3	10	24	169	190	60	5	6	0	483	51-60	359	
8:00 AM	17	0	0	0	0	0	4	64	140	163	73	7	1	0	469	51-60	303	
9:00 AM	10	0	0	0	5	0	3	32	99	113	34	7	0	1	304	51-60	212	
10:00 AM	4	0	0	0	0	0	1	25	77	114	38	12	1	0	272	51-60	191	
11:00 AM	10	0	0	0	1	0	12	40	88	106	33	5	0	1	296	51-60	193	
12:00 PM	11	0	1	0	0	0	1	14	103	110	44	6	1	0	291	51-60	213	
1:00 PM	13	0	0	0	0	1	2	24	88	110	39	6	0	0	283	51-60	198	
2:00 PM	13	0	0	0	1	1	11	53	110	97	32	4	1	1	324	51-60	206	
3:00 PM	13	0	0	0	0	0	1	11	75	142	58	4	0	1	305	51-60	216	
4:00 PM	14	1	0	0	0	0	1	15	86	121	73	6	2	0	319	51-60	206	
5:00 PM	21	0	1	0	0	0	0	11	67	143	66	10	2	0	321	51-60	210	
6:00 PM	8	0	0	0	0	0	0	6	44	92	71	15	3	0	239	56-65	162	
7:00 PM	8	0	0	0	0	3	2	7	30	53	31	10	0	0	144	56-65	83	
8:00 PM	5	0	0	0	0	0	0	8	27	37	33	3	0	0	113	56-65	69	
9:00 PM	2	0	0	0	0	0	0	8	25	31	20	5	0	0	91	51-60	56	
10:00 PM	2	0	0	0	0	1	0	2	11	10	5	3	0	0	34	51-60	21	
11:00 PM	1	0	0	0	0	0	0	2	9	8	3	1	0	0	24	51-60	17	
Day Total	185	1	2	1	7	11	50	370	1356	1884	842	144	22	4	4879	51-60	3240	
Percent	3.8%	0.0%	0.0%	0.0%	0.1%	0.2%	1.0%	7.6%	27.8%	38.6%	17.3%	3.0%	0.5%	0.1%				
ADT 4879																		
AM Peak Volume	8:00 AM	7:00 AM			9:00 AM	7:00 AM	11:00 AM	8:00 AM	7:00 AM	7:00 AM	6:00 AM	6:00 AM	7:00 AM	9:00 AM	7:00 AM			
	17	1			5	3	12	64	169	190	74	16	6	1	483			
PM Peak Volume	5:00 PM	4:00 PM	12:00 PM	2:00 PM		7:00 PM	2:00 PM	2:00 PM	2:00 PM	5:00 PM	4:00 PM	6:00 PM	6:00 PM	2:00 PM	2:00 PM			
	21	1	1	1		3	11	53	110	143	73	15	3	1	324			
<i>Comments:</i>																		

LOCATION: 7. Deer Valley Rd W to Bass Lake Rd SPECIFIC LOCATION: 0 ft from CITY/STATE: El Dorado Hills, CA															QC JOB #: 12004739 DIRECTION: WB DATE: Aug 26 2014		
Start Time	1 15	16 20	21 25	26 30	31 35	36 40	41 45	46 50	51 55	56 60	61 65	66 70	71 75	76 999	Total	Pace Speed	Number in Pace
12:00 AM	1	0	0	0	0	0	1	0	3	4	4	0	1	0	14	56-65	8
1:00 AM	0	0	0	0	0	0	0	0	1	2	1	1	0	0	5	56-65	3
2:00 AM	0	0	0	0	0	0	0	0	4	2	1	3	0	0	10	51-60	6
3:00 AM	2	0	0	0	0	0	0	2	2	5	2	0	0	0	13	56-65	7
4:00 AM	1	0	0	0	0	0	0	0	7	20	16	4	1	0	49	56-65	36
5:00 AM	4	0	0	0	0	0	1	5	27	46	45	14	1	0	143	56-65	91
6:00 AM	9	0	0	0	0	0	0	11	70	169	95	14	1	0	369	56-65	264
7:00 AM	24	0	0	0	0	0	10	67	179	225	59	6	0	0	570	51-60	404
8:00 AM	14	2	0	0	0	0	6	32	131	170	70	19	3	0	447	51-60	301
9:00 AM	6	0	0	0	0	0	0	13	106	130	64	7	0	0	326	51-60	236
10:00 AM	12	0	0	0	0	0	1	27	78	126	49	9	2	3	307	51-60	203
11:00 AM	8	0	0	0	0	1	1	15	83	131	46	7	2	0	294	51-60	213
12:00 PM	12	0	0	0	1	0	0	22	72	101	37	6	1	0	252	51-60	172
1:00 PM	7	0	0	0	0	0	3	26	83	103	38	10	0	1	271	51-60	186
2:00 PM	16	0	0	0	0	0	5	26	91	123	45	10	1	0	317	51-60	214
3:00 PM	12	0	0	0	0	0	5	23	88	137	46	6	0	0	317	51-60	224
4:00 PM	17	0	1	0	0	0	1	30	88	130	57	13	0	0	337	51-60	218
5:00 PM	17	1	0	0	0	0	2	7	86	175	64	13	1	1	367	51-60	261
6:00 PM	13	0	0	0	0	0	0	6	35	107	67	21	2	0	251	56-65	173
7:00 PM	7	0	0	0	0	0	0	14	44	53	40	5	0	0	163	52-61	96
8:00 PM	4	0	0	0	0	0	1	8	38	58	18	8	1	0	136	51-60	95
9:00 PM	2	0	0	0	0	0	0	4	26	27	9	4	1	0	73	51-60	53
10:00 PM	3	0	0	0	0	0	1	3	11	26	7	2	0	0	53	51-60	37
11:00 PM	0	0	0	0	0	0	3	0	5	10	7	2	0	0	27	56-65	16
Day Total	191	3	1	0	1	1	41	341	1358	2080	887	184	18	5	5111	51-60	3438
Percent	3.7%	0.1%	0.0%	0.0%	0.0%	0.0%	0.8%	6.7%	26.6%	40.7%	17.4%	3.6%	0.4%	0.1%			
ADT 5111																	
AM Peak Volume	7:00 AM	8:00 AM				11:00 AM	7:00 AM	7:00 AM	7:00 AM	7:00 AM	6:00 AM	8:00 AM	8:00 AM	10:00 AM	7:00 AM		
	24	2				1	10	67	179	225	95	19	3	3	570		
PM Peak Volume	4:00 PM	5:00 PM	4:00 PM		12:00 PM		2:00 PM	4:00 PM	2:00 PM	5:00 PM	6:00 PM	6:00 PM	6:00 PM	1:00 PM	5:00 PM		
	17	1	1		1		5	30	91	175	67	21	2	1	367		
<i>Comments:</i>																	

LOCATION: 7. Deer Valley Rd W to Bass Lake Rd SPECIFIC LOCATION: 0 ft from CITY/STATE: El Dorado Hills, CA															QC JOB #: 12004739 DIRECTION: WB DATE: Aug 27 2014				
Start Time	1 15	16 20	21 25	26 30	31 35	36 40	41 45	46 50	51 55	56 60	61 65	66 70	71 75	76 999	Total	Pace Speed	Number in Pace		
12:00 AM	0	0	0	0	0	0	0	0	3	2	1	1	1	1	9	51-60	5		
1:00 AM	1	0	0	0	0	0	0	1	4	7	3	1	0	0	17	56-65	10		
2:00 AM	0	0	0	0	0	0	0	1	0	2	2	1	0	0	6	56-65	4		
3:00 AM	0	0	0	0	0	0	0	1	1	6	3	4	0	0	15	56-65	9		
4:00 AM	0	0	0	0	0	0	1	0	4	18	14	6	4	0	47	56-65	31		
5:00 AM	5	0	0	0	0	0	0	4	20	46	41	15	1	2	134	56-65	86		
6:00 AM	12	0	0	0	0	0	1	18	90	166	80	15	1	0	383	51-60	255		
7:00 AM	17	0	0	0	0	4	8	62	178	176	77	10	0	0	532	51-60	354		
8:00 AM	13	2	0	0	0	0	7	42	127	191	68	10	2	0	462	51-60	318		
9:00 AM	14	2	0	0	0	0	2	35	111	121	73	11	1	0	370	51-60	231		
10:00 AM	11	0	0	0	0	1	0	27	87	128	40	3	2	0	299	51-60	215		
11:00 AM	11	0	0	0	0	0	1	36	99	116	54	7	0	0	324	51-60	214		
12:00 PM	16	0	0	0	0	0	1	15	85	104	58	8	1	0	288	51-60	189		
1:00 PM	9	1	0	0	0	0	3	35	71	112	38	4	0	0	273	51-60	182		
2:00 PM	14	0	0	0	0	0	3	37	119	102	58	5	0	0	338	51-60	220		
3:00 PM	6	0	0	0	0	0	0	33	97	130	53	8	0	0	327	51-60	227		
4:00 PM	12	1	0	0	0	0	1	19	89	164	41	7	0	0	334	51-60	253		
5:00 PM	20	1	1	0	0	0	0	11	78	145	79	16	0	0	351	56-65	224		
6:00 PM	19	1	0	0	0	0	0	0	45	117	71	17	2	0	272	56-65	187		
7:00 PM	8	0	0	0	1	1	1	27	48	72	27	4	0	1	190	51-60	120		
8:00 PM	7	0	0	0	0	0	4	17	37	55	26	3	0	0	149	51-60	92		
9:00 PM	4	0	0	0	0	0	0	9	19	20	14	4	0	0	70	51-60	39		
10:00 PM	0	0	0	0	0	0	1	3	12	13	10	0	1	0	40	51-60	25		
11:00 PM	0	0	0	0	0	0	1	5	7	12	3	0	0	0	28	52-61	18		
Day Total	199	8	1	0	1	6	35	438	1431	2025	934	160	16	4	5258	51-60	3456		
Percent	3.8%	0.2%	0.0%	0.0%	0.0%	0.1%	0.7%	8.3%	27.2%	38.5%	17.8%	3.0%	0.3%	0.1%					
ADT 5258																			
AM Peak Volume	7:00 AM	8:00 AM					7:00 AM	7:00 AM	7:00 AM	7:00 AM	8:00 AM	6:00 AM	5:00 AM	4:00 AM	5:00 AM	7:00 AM			
	17	2					4	8	62	178	191	80	15	4	2	532			
PM Peak Volume	5:00 PM	1:00 PM	5:00 PM				7:00 PM	7:00 PM	8:00 PM	2:00 PM	2:00 PM	4:00 PM	5:00 PM	6:00 PM	6:00 PM	7:00 PM			
	20	1	1				1	1	4	37	119	164	79	17	2	1	351		
<i>Comments:</i>																			

LOCATION: 7. Deer Valley Rd W to Bass Lake Rd SPECIFIC LOCATION: 0 ft from CITY/STATE: El Dorado Hills, CA															QC JOB #: 12004739 DIRECTION: WB DATE: Aug 28 2014			
Start Time	15	16	21	26	31	36	41	46	51	56	61	66	71	76	Total	Pace Speed	Number in Pace	
	15	20	25	30	35	40	45	50	55	60	65	70	75	999				
12:00 AM	0	0	0	0	0	0	1	1	4	6	5	0	0	0	17	56-65	11	
1:00 AM	1	0	0	0	0	0	0	0	2	2	3	1	0	0	9	60-69	4	
2:00 AM	0	0	0	0	0	0	0	0	3	0	3	1	0	0	7	61-70	4	
3:00 AM	0	0	0	0	0	0	0	2	3	4	4	4	0	0	17	61-70	8	
4:00 AM	2	0	0	0	0	0	0	0	5	16	8	9	1	0	41	56-65	24	
5:00 AM	5	0	0	0	0	0	0	2	17	49	53	8	2	1	137	56-65	101	
6:00 AM	5	0	0	0	0	0	1	12	93	174	74	9	2	1	371	51-60	267	
7:00 AM	14	0	0	0	0	3	15	62	203	178	48	10	0	2	535	51-60	381	
8:00 AM	15	0	1	0	0	0	5	43	173	185	45	5	0	1	473	51-60	358	
9:00 AM	5	0	0	0	0	0	3	50	124	125	32	1	0	1	341	51-60	249	
10:00 AM	6	1	0	0	0	2	7	48	112	95	40	5	1	0	317	51-60	207	
11:00 AM	10	2	0	0	0	3	1	19	85	123	41	6	0	1	291	51-60	208	
12:00 PM	15	0	0	0	0	0	3	36	118	95	36	5	1	1	310	51-60	213	
1:00 PM	15	0	0	0	1	5	22	59	95	77	18	5	0	0	297	51-60	171	
2:00 PM	17	0	0	0	0	0	12	39	136	120	26	5	1	0	356	51-60	256	
3:00 PM	11	0	0	0	0	0	2	52	129	122	33	5	2	0	356	51-60	250	
4:00 PM	17	0	0	0	0	0	1	31	72	174	49	10	1	0	355	51-60	246	
5:00 PM	19	0	0	0	0	0	4	26	90	144	47	5	2	1	338	51-60	234	
6:00 PM	10	0	0	0	0	1	3	19	50	102	62	9	2	1	259	56-65	163	
7:00 PM	7	0	0	0	0	0	2	15	60	73	24	9	1	0	191	51-60	133	
8:00 PM	8	0	0	0	0	0	3	15	42	49	23	5	0	0	145	51-60	91	
9:00 PM	3	0	0	0	0	0	0	13	26	35	23	4	1	0	105	51-60	61	
10:00 PM	7	0	0	0	0	0	2	6	9	15	7	4	0	0	50	51-60	24	
11:00 PM	2	0	0	0	0	0	0	3	7	9	4	3	0	0	28	51-60	16	
Day Total	194	3	1	0	1	14	87	553	1658	1972	708	128	17	10	5346	51-60	3629	
Percent	3.6%	0.1%	0.0%	0.0%	0.0%	0.3%	1.6%	10.3%	31.0%	36.9%	13.2%	2.4%	0.3%	0.2%				
ADT 5346																		
AM Peak	8:00 AM	11:00 AM	8:00 AM												7:00 AM			
Volume	15	2	1												535			
PM Peak	5:00 PM				1:00 PM	1:00 PM	1:00 PM	1:00 PM	2:00 PM	4:00 PM	6:00 PM	4:00 PM	3:00 PM	12:00 PM	2:00 PM			
Volume	19				1	5	22	59	136	174	62	10	2	1	356			
<i>Comments:</i>																		

LOCATION: 7. Deer Valley Rd W to Bass Lake Rd SPECIFIC LOCATION: 0 ft from CITY/STATE: El Dorado Hills, CA															QC JOB #: 12004739 DIRECTION: WB DATE: Aug 29 2014			
Start Time	15	16	21	26	31	36	41	46	51	56	61	66	71	76	Total	Pace Speed	Number in Pace	
	15	20	25	30	35	40	45	50	55	60	65	70	75	999				
12:00 AM	1	0	0	0	0	0	0	1	10	3	2	0	0	0	17	51-60	13	
1:00 AM	0	0	0	0	0	0	0	1	1	2	3	1	0	0	8	60-69	4	
2:00 AM	1	0	0	0	0	0	0	0	2	3	2	0	1	0	9	56-65	5	
3:00 AM	0	0	0	0	0	0	1	3	1	7	3	2	0	0	17	56-65	10	
4:00 AM	0	0	0	0	0	0	0	0	9	16	13	6	1	1	46	56-65	29	
5:00 AM	6	0	0	0	0	0	0	4	18	50	38	12	0	1	129	56-65	87	
6:00 AM	9	0	0	0	0	0	3	19	82	141	56	7	1	0	318	51-60	222	
7:00 AM	18	0	1	0	0	0	2	55	194	168	42	7	1	0	488	51-60	362	
8:00 AM	9	0	1	0	0	0	2	44	150	184	61	9	1	0	461	51-60	333	
9:00 AM	12	0	1	0	0	0	11	30	119	106	39	5	0	1	324	51-60	224	
10:00 AM	11	3	0	0	0	0	3	42	129	118	32	8	1	0	347	51-60	247	
11:00 AM	16	0	0	0	0	0	3	41	124	91	26	4	2	0	307	51-60	214	
12:00 PM	14	0	0	0	0	0	1	22	102	126	26	8	0	0	299	51-60	227	
1:00 PM	15	0	1	0	0	0	3	20	94	117	39	2	1	0	292	51-60	210	
2:00 PM	16	0	0	0	1	0	3	53	126	117	36	10	1	0	363	51-60	242	
3:00 PM	23	0	1	0	0	1	10	45	98	131	38	12	0	0	359	51-60	228	
4:00 PM	24	0	1	0	0	0	15	29	102	160	51	13	0	2	397	51-60	262	
5:00 PM	17	0	0	0	0	1	19	39	114	128	49	3	0	0	370	51-60	242	
6:00 PM	12	0	0	0	0	0	11	23	84	125	39	8	0	1	303	51-60	209	
7:00 PM	5	0	0	0	0	0	1	10	44	59	33	6	0	0	158	51-60	103	
8:00 PM	7	0	0	0	0	0	6	19	41	56	11	3	0	0	143	51-60	96	
9:00 PM	4	0	0	0	0	0	1	3	28	31	16	3	0	0	86	51-60	59	
10:00 PM	1	0	0	0	1	2	2	4	20	25	14	4	0	0	73	51-60	45	
11:00 PM	1	0	0	0	0	0	0	3	13	14	14	1	1	0	47	56-65	27	
Day Total	222	3	6	0	2	4	97	510	1705	1978	683	134	11	6	5361	51-60	3683	
Percent	4.1%	0.1%	0.1%	0.0%	0.0%	0.1%	1.8%	9.5%	31.8%	36.9%	12.7%	2.5%	0.2%	0.1%				
ADT 5361																		
AM Peak Volume	7:00 AM	10:00 AM	7:00 AM				9:00 AM	7:00 AM	7:00 AM	8:00 AM	8:00 AM	5:00 AM	11:00 AM	4:00 AM	7:00 AM			
	18	3	1				11	55	194	184	61	12	2	1	488			
PM Peak Volume	4:00 PM		1:00 PM		2:00 PM	10:00 PM	5:00 PM	2:00 PM	2:00 PM	4:00 PM	4:00 PM	4:00 PM	1:00 PM	4:00 PM	4:00 PM			
	24		1		1	2	19	53	126	160	51	13	1	2	397			
<i>Comments:</i>																		

LOCATION: 7. Deer Valley Rd W to Bass Lake Rd														QC JOB #: 12004739			
SPECIFIC LOCATION: 0 ft from														DIRECTION: WB			
CITY/STATE: El Dorado Hills, CA														DATE: Aug 23 2014 - Aug 29 2014			
Start Time	1 15	16 20	21 25	26 30	31 35	36 40	41 45	46 50	51 55	56 60	61 65	66 70	71 75	76 999	Total	Pace Speed	Number in Pace
Grand Total	1368	35	19	4	15	46	377	2681	9430	13176	5836	1141	136	36	34300	51-60	22605
Percent	4.0%	0.1%	0.1%	0.0%	0.0%	0.1%	1.1%	7.8%	27.5%	38.4%	17.0%	3.3%	0.4%	0.1%			
Cumulative Percent	4.0%	4.1%	4.1%	4.2%	4.2%	4.3%	5.4%	13.3%	40.7%	79.2%	96.2%	99.5%	99.9%	100.0%			
ADT 4900															85th Percentile 61 MPH Mean Speed(Average) 54 MPH Median 56 MPH Mode 58 MPH		
<i>Comments:</i>																	

Report generated on 9/2/2014 8:15 AM

SOURCE: Quality Counts, LLC (<http://www.qualitycounts.net>)



LOCATION: 7. Deer Valley Rd W to Bass Lake Rd SPECIFIC LOCATION: 0 ft from CITY/STATE: El Dorado Hills, CA							QC JOB #: 12004739 DIRECTION: EB/WB DATE: Aug 23 2014 - Aug 24 2014			
Start Time	Mon	Tue	Wed	Thu	Fri	Average Weekday Hourly Traffic	Sat 23-Aug-14	Sun 24-Aug-14	Average Week Hourly Traffic	Average Week Profile
12:00 AM						0	105	80	93	
1:00 AM						0	71	65	68	
2:00 AM						0	35	30	33	
3:00 AM						0	27	30	29	
4:00 AM						0	32	26	29	
5:00 AM						0	77	59	68	
6:00 AM						0	185	99	142	
7:00 AM						0	318	219	269	
8:00 AM						0	462	333	398	
9:00 AM						0	563	460	512	
10:00 AM						0	606	575	591	
11:00 AM						0	644	612	628	
12:00 PM						0	705	598	652	
1:00 PM						0	691	645	668	
2:00 PM						0	716	692	704	
3:00 PM						0	647	622	635	
4:00 PM						0	699	642	671	
5:00 PM						0	605	616	611	
6:00 PM						0	535	486	511	
7:00 PM						0	472	374	423	
8:00 PM						0	413	319	366	
9:00 PM						0	336	210	273	
10:00 PM						0	253	165	209	
11:00 PM						0	162	59	111	
Day Total						0	9359	8016	8694	
% Weekday Average										
% Week Average						0.0%	107.6%	92.2%		
AM Peak						12:00 AM	11:00 AM	11:00 AM	11:00 AM	
Volume						0	644	612	628	
PM Peak						12:00 PM	2:00 PM	2:00 PM	2:00 PM	
Volume						0	716	692	704	
<i>Comments:</i>										

LOCATION: 7. Deer Valley Rd W to Bass Lake Rd SPECIFIC LOCATION: 0 ft from CITY/STATE: El Dorado Hills, CA						QC JOB #: 12004739 DIRECTION: EB/WB DATE: Aug 25 2014 - Aug 29 2014				
Start Time	Mon 25-Aug-14	Tue 26-Aug-14	Wed 27-Aug-14	Thu 28-Aug-14	Fri 29-Aug-14	Average Weekday Hourly Traffic	Sat	Sun	Average Week Hourly Traffic	Average Week Profile
12:00 AM	33	43	39	44	43	40			40	
1:00 AM	21	13	35	18	28	23			23	
2:00 AM	17	22	16	16	17	18			18	
3:00 AM	27	17	25	25	24	24			24	
4:00 AM	53	62	62	52	54	57			57	
5:00 AM	155	173	161	165	167	164			164	
6:00 AM	462	467	483	478	416	461			461	
7:00 AM	756	829	804	792	721	780			780	
8:00 AM	722	742	769	776	739	750			750	
9:00 AM	499	538	590	562	568	551			551	
10:00 AM	481	515	525	558	577	531			531	
11:00 AM	559	535	638	577	577	577			577	
12:00 PM	606	568	617	623	664	616			616	
1:00 PM	609	617	597	674	673	634			634	
2:00 PM	747	713	768	758	817	761			761	
3:00 PM	779	812	832	861	939	845			845	
4:00 PM	847	869	862	954	1015	909			909	
5:00 PM	908	960	889	907	931	919			919	
6:00 PM	657	711	772	734	763	727			727	
7:00 PM	421	440	519	511	448	468			468	
8:00 PM	363	402	403	447	378	399			399	
9:00 PM	269	259	272	305	296	280			280	
10:00 PM	135	166	165	211	253	186			186	
11:00 PM	56	76	87	85	192	99			99	
Day Total	10182	10549	10930	11133	11300	10819			10819	
% Weekday Average		97.5%	101.0%	102.9%	104.4%					
% Week Average	117.1%	97.5%	101.0%	102.9%	104.4%	100.0%				
AM Peak	7:00 AM	7:00 AM	7:00 AM	7:00 AM	8:00 AM	7:00 AM			7:00 AM	
Volume	756	829	804	792	739	780			780	
PM Peak	5:00 PM	5:00 PM	5:00 PM	4:00 PM	4:00 PM	5:00 PM			5:00 PM	
Volume	908	960	889	954	1015	919			919	
<i>Comments:</i>										

LOCATION: 7. Deer Valley Rd W to Bass Lake Rd SPECIFIC LOCATION: 0 ft from CITY/STATE: El Dorado Hills, CA						QC JOB #: 12004739 DIRECTION: EB/WB DATE: Aug 18 2014 - Aug 22 2014		
Start Time	Mon 18-Aug-14	Tue 19-Aug-14	Wed 20-Aug-14	Thu 21-Aug-14	Fri 22-Aug-14	Average Weekday Hourly Traffic		Average Weekday Profile
12:00 AM	33	43	39	44	43	40		
1:00 AM	21	13	35	18	28	23		
2:00 AM	17	22	16	16	17	18		
3:00 AM	27	17	25	25	24	24		
4:00 AM	53	62	62	52	54	57		
5:00 AM	155	173	161	165	167	164		
6:00 AM	462	467	483	478	416	461		
7:00 AM	756	829	804	792	721	780		
8:00 AM	722	742	769	776	739	750		
9:00 AM	499	538	590	562	568	551		
10:00 AM	481	515	525	558	577	531		
11:00 AM	559	535	638	577	577	577		
12:00 PM	606	568	617	623	664	616		
1:00 PM	609	617	597	674	673	634		
2:00 PM	747	713	768	758	817	761		
3:00 PM	779	812	832	861	939	845		
4:00 PM	847	869	862	954	1015	909		
5:00 PM	908	960	889	907	931	919		
6:00 PM	657	711	772	734	763	727		
7:00 PM	421	440	519	511	448	468		
8:00 PM	363	402	403	447	378	399		
9:00 PM	269	259	272	305	296	280		
10:00 PM	135	166	165	211	253	186		
11:00 PM	56	76	87	85	192	99		
Day Total	10182	10549	10930	11133	11300	10819		
% Weekday Average	94.1%	97.5%	101.0%	102.9%	104.4%			
% Week Average								
AM Peak Volume	7:00 AM 756	7:00 AM 829	7:00 AM 804	7:00 AM 792	8:00 AM 739	7:00 AM 780		
PM Peak Volume	5:00 PM 908	5:00 PM 960	5:00 PM 889	4:00 PM 954	4:00 PM 1015	5:00 PM 919		
<i>Comments:</i>								

SUMMARY - Tube Count - Volume Data (Weekend)

LOCATION: 7. Deer Valley Rd W to Bass Lake Rd SPECIFIC LOCATION: 0 ft from CITY/STATE: El Dorado Hills, CA				QC JOB #: 12004739 DIRECTION: EB/WB DATE: Aug 23 2014 - Aug 24 2014		
Start Time			Sat 23-Aug-14	Sun 24-Aug-14	Average Weekend Hourly Traffic	Average Weekend Profile
12:00 AM			105	80	93	
1:00 AM			71	65	68	
2:00 AM			35	30	33	
3:00 AM			27	30	29	
4:00 AM			32	26	29	
5:00 AM			77	59	68	
6:00 AM			185	99	142	
7:00 AM			318	219	269	
8:00 AM			462	333	398	
9:00 AM			563	460	512	
10:00 AM			606	575	591	
11:00 AM			644	612	628	
12:00 PM			705	598	652	
1:00 PM			691	645	668	
2:00 PM			716	692	704	
3:00 PM			647	622	635	
4:00 PM			699	642	671	
5:00 PM			605	616	611	
6:00 PM			535	486	511	
7:00 PM			472	374	423	
8:00 PM			413	319	366	
9:00 PM			336	210	273	
10:00 PM			253	165	209	
11:00 PM			162	59	111	
Day Total			9359	8016	8694	
% Weekday Average						
% Week Average			107.6%	92.2%		
AM Peak Volume			11:00 AM 644	11:00 AM 612	11:00 AM 628	
PM Peak Volume			2:00 PM 716	2:00 PM 692	2:00 PM 704	
<i>Comments:</i>						

LOCATION: 7. Deer Valley Rd W to Bass Lake Rd SPECIFIC LOCATION: 0 ft from CITY/STATE: El Dorado Hills, CA						QC JOB #: 12004739 DIRECTION: EB/WB DATE: Aug 18 2014 - Aug 24 2014				
Start Time	Mon 18-Aug-14	Tue 19-Aug-14	Wed 20-Aug-14	Thu 21-Aug-14	Fri 22-Aug-14	Average Weekday Hourly Traffic	Sat 23-Aug-14	Sun 24-Aug-14	Average Week Hourly Traffic	Average Week Profile
12:00 AM	33	43	39	44	43	40	105	80	55	
1:00 AM	21	13	35	18	28	23	71	65	36	
2:00 AM	17	22	16	16	17	18	35	30	22	
3:00 AM	27	17	25	25	24	24	27	30	25	
4:00 AM	53	62	62	52	54	57	32	26	49	
5:00 AM	155	173	161	165	167	164	77	59	137	
6:00 AM	462	467	483	478	416	461	185	99	370	
7:00 AM	756	829	804	792	721	780	318	219	634	
8:00 AM	722	742	769	776	739	750	462	333	649	
9:00 AM	499	538	590	562	568	551	563	460	540	
10:00 AM	481	515	525	558	577	531	606	575	548	
11:00 AM	559	535	638	577	577	577	644	612	592	
12:00 PM	606	568	617	623	664	616	705	598	626	
1:00 PM	609	617	597	674	673	634	691	645	644	
2:00 PM	747	713	768	758	817	761	716	692	744	
3:00 PM	779	812	832	861	939	845	647	622	785	
4:00 PM	847	869	862	954	1015	909	699	642	841	
5:00 PM	908	960	889	907	931	919	605	616	831	
6:00 PM	657	711	772	734	763	727	535	486	665	
7:00 PM	421	440	519	511	448	468	472	374	455	
8:00 PM	363	402	403	447	378	399	413	319	389	
9:00 PM	269	259	272	305	296	280	336	210	278	
10:00 PM	135	166	165	211	253	186	253	165	193	
11:00 PM	56	76	87	85	192	99	162	59	102	
Day Total	10182	10549	10930	11133	11300	10819	9359	8016	10210	
% Weekday Average	94.1%	97.5%	101.0%	102.9%	104.4%					
% Week Average	99.7%	103.3%	107.1%	109.0%	110.7%	106.0%	91.7%	78.5%		
AM Peak Volume	7:00 AM 756	7:00 AM 829	7:00 AM 804	7:00 AM 792	8:00 AM 739	7:00 AM 780	11:00 AM 644	11:00 AM 612	8:00 AM 649	
PM Peak Volume	5:00 PM 908	5:00 PM 960	5:00 PM 889	4:00 PM 954	4:00 PM 1015	5:00 PM 919	2:00 PM 716	2:00 PM 692	4:00 PM 841	
<i>Comments:</i>										

LOCATION: 7. Deer Valley Rd W to Bass Lake Rd SPECIFIC LOCATION: 0 ft from CITY/STATE: El Dorado Hills, CA														QC JOB #: 12004739 DIRECTION: EB/WB DATE: Aug 23 2014	
Start Time	Motor-cycles	Cars & Trailer	2 Axle Long	Buses	2 Axle 6 Tire	3 Axle Single	4 Axle Single	<5 Axle Double	5 Axle Double	>6 Axle Double	<6 Axle Multi	6 Axle Multi	>6 Axle Multi	Not Classified	Total
12:00 AM	0	76	23	0	0	0	0	1	0	0	0	0	0	5	105
1:00 AM	0	56	10	0	1	0	0	0	0	0	0	0	0	4	71
2:00 AM	0	29	6	0	0	0	0	0	0	0	0	0	0	0	35
3:00 AM	0	19	4	0	2	0	0	0	0	0	0	0	0	2	27
4:00 AM	0	26	5	0	0	0	0	0	0	0	0	0	0	1	32
5:00 AM	0	51	15	0	9	0	0	1	0	0	0	0	0	1	77
6:00 AM	0	124	40	0	14	0	0	0	0	0	0	0	0	7	185
7:00 AM	1	199	83	0	21	0	0	2	0	0	0	0	0	12	318
8:00 AM	0	295	118	1	26	0	0	1	0	0	0	0	0	21	462
9:00 AM	0	361	135	2	36	0	0	4	0	0	0	0	0	25	563
10:00 AM	5	392	126	4	32	0	0	3	0	0	0	0	0	44	606
11:00 AM	1	426	149	0	33	0	0	7	0	0	0	0	0	28	644
12:00 PM	1	475	136	1	50	0	0	3	0	0	0	0	0	39	705
1:00 PM	4	462	148	0	30	0	0	7	0	0	0	0	0	40	691
2:00 PM	0	475	166	2	37	0	0	3	0	0	0	0	0	33	716
3:00 PM	0	437	154	1	19	0	0	6	0	0	0	0	0	30	647
4:00 PM	0	469	156	2	35	0	0	6	0	0	0	0	0	31	699
5:00 PM	0	431	125	0	25	0	0	3	0	0	0	0	0	21	605
6:00 PM	0	376	116	1	17	0	0	6	0	0	0	0	0	19	535
7:00 PM	0	337	95	1	18	0	0	0	0	0	0	0	0	21	472
8:00 PM	0	313	73	2	13	0	0	1	0	0	0	0	0	11	413
9:00 PM	0	251	58	0	16	0	0	0	0	0	0	0	0	11	336
10:00 PM	0	205	35	0	7	0	0	0	0	0	0	0	0	6	253
11:00 PM	0	119	31	0	7	0	0	1	0	0	0	0	0	4	162
Day Total	12	6404	2007	17	448	0	0	55	0	0	0	0	0	416	9359
Percent	0.1%	68.4%	21.4%	0.2%	4.8%	0.0%	0.0%	0.6%	0.0%	0.0%	0.0%	0.0%	0.0%	4.4%	
ADT 9359															
AM Peak	10:00 AM	11:00 AM	11:00 AM	10:00 AM	9:00 AM			11:00 AM						10:00 AM	11:00 AM
Volume	5	426	149	4	36			7						44	644
PM Peak	1:00 PM	12:00 PM	2:00 PM	2:00 PM	12:00 PM			1:00 PM						1:00 PM	2:00 PM
Volume	4	475	166	2	50			7						40	716
<i>Comments:</i>															

LOCATION: 7. Deer Valley Rd W to Bass Lake Rd SPECIFIC LOCATION: 0 ft from CITY/STATE: El Dorado Hills, CA														QC JOB #: 12004739 DIRECTION: EB/WB DATE: Aug 24 2014	
Start Time	Motor-cycles	Cars & Trailer	2 Axle Long	Buses	2 Axle 6 Tire	3 Axle Single	4 Axle Single	<5 Axle Double	5 Axle Double	>6 Axle Double	<6 Axle Multi	6 Axle Multi	>6 Axle Multi	Not Classified	Total
12:00 AM	0	59	19	0	1	0	0	0	0	0	0	0	0	1	80
1:00 AM	0	48	13	0	2	0	0	0	0	0	0	0	0	2	65
2:00 AM	0	24	4	0	0	0	0	0	0	0	0	0	0	2	30
3:00 AM	0	22	5	0	1	0	0	0	0	0	0	0	0	2	30
4:00 AM	0	19	5	0	1	0	0	0	0	0	0	0	0	1	26
5:00 AM	0	40	16	0	1	0	0	0	0	0	0	0	0	2	59
6:00 AM	0	65	19	0	8	0	0	2	0	0	0	0	0	5	99
7:00 AM	2	152	37	0	10	0	0	5	0	0	0	0	0	13	219
8:00 AM	1	222	70	0	14	1	0	3	0	0	0	0	0	22	333
9:00 AM	2	320	91	0	25	0	0	4	0	0	0	0	0	18	460
10:00 AM	1	394	120	1	18	0	0	3	0	0	0	0	0	38	575
11:00 AM	1	430	127	0	25	0	0	4	0	0	0	0	0	25	612
12:00 PM	2	391	139	2	31	0	0	5	0	0	0	0	0	28	598
1:00 PM	1	418	151	2	34	0	0	9	0	0	0	0	0	30	645
2:00 PM	1	492	132	1	33	0	0	5	0	0	0	0	0	28	692
3:00 PM	0	420	127	2	36	0	0	6	0	0	0	0	0	31	622
4:00 PM	0	442	140	2	27	0	0	5	0	0	0	0	0	26	642
5:00 PM	0	438	131	1	25	0	0	4	0	0	0	0	0	17	616
6:00 PM	2	349	92	0	21	0	0	4	0	0	0	0	0	18	486
7:00 PM	0	279	67	2	16	0	0	1	0	0	0	0	0	9	374
8:00 PM	0	237	54	0	18	0	0	3	0	0	0	0	0	7	319
9:00 PM	0	157	36	0	11	0	0	0	0	0	0	0	0	6	210
10:00 PM	0	125	23	2	8	0	0	0	0	0	0	0	0	7	165
11:00 PM	0	47	10	0	0	0	0	0	0	0	0	0	0	2	59
Day Total	13	5590	1628	15	366	1	0	63	0	0	0	0	0	340	8016
Percent	0.2%	69.7%	20.3%	0.2%	4.6%	0.0%	0.0%	0.8%	0.0%	0.0%	0.0%	0.0%	0.0%	4.2%	
ADT 8016															
AM Peak	7:00 AM	11:00 AM	11:00 AM	10:00 AM	9:00 AM	8:00 AM		7:00 AM						10:00 AM	11:00 AM
Volume	2	430	127	1	25	1		5						38	612
PM Peak	12:00 PM	2:00 PM	1:00 PM	12:00 PM	3:00 PM			1:00 PM						3:00 PM	2:00 PM
Volume	2	492	151	2	36			9						31	692
<i>Comments:</i>															

LOCATION: 7. Deer Valley Rd W to Bass Lake Rd SPECIFIC LOCATION: 0 ft from CITY/STATE: El Dorado Hills, CA														QC JOB #: 12004739 DIRECTION: EB/WB DATE: Aug 25 2014	
Start Time	Motor-cycles	Cars & Trailer	2 Axle Long	Buses	2 Axle 6 Tire	3 Axle Single	4 Axle Single	<5 Axle Double	5 Axle Double	>6 Axle Double	<6 Axle Multi	6 Axle Multi	>6 Axle Multi	Not Classified	Total
12:00 AM	0	26	5	0	0	0	0	0	0	0	0	0	0	2	33
1:00 AM	0	16	3	0	0	0	0	0	0	0	0	0	0	2	21
2:00 AM	0	11	5	0	0	0	0	1	0	0	0	0	0	0	17
3:00 AM	0	22	3	0	1	0	0	0	0	0	0	0	0	1	27
4:00 AM	0	31	16	0	4	0	0	0	0	0	0	0	0	2	53
5:00 AM	0	97	35	0	14	0	0	3	0	0	0	0	0	6	155
6:00 AM	0	287	123	2	34	0	0	4	0	0	0	0	0	12	462
7:00 AM	0	492	185	5	44	1	0	2	0	0	0	0	0	27	756
8:00 AM	0	462	182	4	48	0	0	3	0	0	0	0	0	23	722
9:00 AM	0	309	129	5	34	1	0	5	0	0	0	0	0	16	499
10:00 AM	0	336	107	0	23	0	0	5	0	0	0	0	0	10	481
11:00 AM	0	365	137	2	26	0	0	5	0	0	0	0	0	24	559
12:00 PM	1	401	141	7	30	0	0	4	0	0	0	0	0	22	606
1:00 PM	0	403	146	3	20	0	0	6	0	0	0	0	0	31	609
2:00 PM	0	493	180	3	43	0	0	2	0	0	0	0	0	26	747
3:00 PM	0	523	186	3	37	0	0	3	0	0	0	0	0	27	779
4:00 PM	2	545	222	2	33	0	0	3	0	0	0	0	0	40	847
5:00 PM	1	620	201	0	36	0	0	1	0	0	0	0	0	49	908
6:00 PM	0	479	139	2	19	0	0	1	0	0	0	0	0	17	657
7:00 PM	0	316	84	1	7	0	0	0	0	0	0	0	0	13	421
8:00 PM	0	270	65	1	16	0	0	1	0	0	0	0	0	10	363
9:00 PM	0	199	57	0	6	0	0	0	0	0	0	0	0	7	269
10:00 PM	0	109	18	1	4	0	0	0	0	0	0	0	0	3	135
11:00 PM	0	36	13	0	4	0	0	1	0	0	0	0	0	2	56
Day Total	4	6848	2382	41	483	2	0	50	0	0	0	0	0	372	10182
Percent	0.0%	67.3%	23.4%	0.4%	4.7%	0.0%	0.0%	0.5%	0.0%	0.0%	0.0%	0.0%	0.0%	3.7%	
ADT 10182															
AM Peak Volume	7:00 AM		7:00 AM	7:00 AM	8:00 AM	7:00 AM	9:00 AM					7:00 AM		7:00 AM	
	492		185	5	48	1	5					27		756	
PM Peak Volume	4:00 PM	5:00 PM	4:00 PM	12:00 PM	2:00 PM	1:00 PM					5:00 PM		5:00 PM		
	2	620	222	7	43	6					49		908		
<i>Comments:</i>															

LOCATION: 7. Deer Valley Rd W to Bass Lake Rd SPECIFIC LOCATION: 0 ft from CITY/STATE: El Dorado Hills, CA														QC JOB #: 12004739 DIRECTION: EB/WB DATE: Aug 26 2014	
Start Time	Motor-cycles	Cars & Trailer	2 Axle Long	Buses	2 Axle 6 Tire	3 Axle Single	4 Axle Single	<5 Axle Double	5 Axle Double	>6 Axle Double	<6 Axle Multi	6 Axle Multi	>6 Axle Multi	Not Classified	Total
12:00 AM	0	37	5	0	0	0	0	0	0	0	0	0	0	1	43
1:00 AM	0	10	3	0	0	0	0	0	0	0	0	0	0	0	13
2:00 AM	0	15	4	0	2	0	0	1	0	0	0	0	0	0	22
3:00 AM	0	8	5	0	1	0	0	1	0	0	0	0	0	2	17
4:00 AM	0	40	13	0	7	0	0	1	0	0	0	0	0	1	62
5:00 AM	0	112	39	0	13	0	0	3	0	0	0	0	0	6	173
6:00 AM	0	296	109	5	41	0	0	4	0	0	0	0	0	12	467
7:00 AM	0	533	191	4	52	0	0	7	0	0	0	0	0	42	829
8:00 AM	2	499	163	3	38	0	0	5	0	0	0	0	0	32	742
9:00 AM	0	354	138	6	26	0	0	4	0	0	0	0	0	10	538
10:00 AM	0	345	115	3	30	0	0	5	0	0	0	0	0	17	515
11:00 AM	1	342	142	2	31	0	0	5	0	0	0	0	0	12	535
12:00 PM	0	361	138	4	31	0	0	7	0	0	0	0	0	27	568
1:00 PM	0	420	134	4	35	0	0	5	0	0	0	0	0	19	617
2:00 PM	0	461	181	1	40	0	0	2	0	0	0	0	0	28	713
3:00 PM	0	546	190	4	41	0	0	3	0	0	0	0	0	28	812
4:00 PM	2	603	180	2	35	0	0	1	0	0	0	0	0	46	869
5:00 PM	1	687	198	1	32	0	0	5	0	0	0	0	0	36	960
6:00 PM	0	499	166	1	19	0	0	2	0	0	0	0	0	24	711
7:00 PM	0	320	86	0	18	0	0	1	0	0	0	0	0	15	440
8:00 PM	0	320	60	0	11	0	0	2	0	0	0	0	0	9	402
9:00 PM	0	195	51	0	4	0	0	1	0	0	0	0	0	8	259
10:00 PM	0	130	27	1	4	0	0	0	0	0	0	0	0	4	166
11:00 PM	0	61	14	0	1	0	0	0	0	0	0	0	0	0	76
Day Total	6	7194	2352	41	512	0	0	65	0	0	0	0	0	379	10549
Percent	0.1%	68.2%	22.3%	0.4%	4.9%	0.0%	0.0%	0.6%	0.0%	0.0%	0.0%	0.0%	0.0%	3.6%	
ADT 10549															
AM Peak	8:00 AM	7:00 AM	7:00 AM	9:00 AM	7:00 AM			7:00 AM						7:00 AM	7:00 AM
Volume	2	533	191	6	52			7						42	829
PM Peak	4:00 PM	5:00 PM	5:00 PM	12:00 PM	3:00 PM			12:00 PM						4:00 PM	5:00 PM
Volume	2	687	198	4	41			7						46	960
<i>Comments:</i>															

LOCATION: 7. Deer Valley Rd W to Bass Lake Rd SPECIFIC LOCATION: 0 ft from CITY/STATE: El Dorado Hills, CA														QC JOB #: 12004739 DIRECTION: EB/WB DATE: Aug 27 2014	
Start Time	Motor-cycles	Cars & Trailer	2 Axle Long	Buses	2 Axle 6 Tire	3 Axle Single	4 Axle Single	<5 Axle Double	5 Axle Double	>6 Axle Double	<6 Axle Multi	6 Axle Multi	>6 Axle Multi	Not Classified	Total
12:00 AM	0	28	9	0	0	0	0	1	0	0	0	0	0	1	39
1:00 AM	0	28	3	1	1	0	0	1	0	0	0	0	0	1	35
2:00 AM	0	13	3	0	0	0	0	0	0	0	0	0	0	0	16
3:00 AM	0	21	3	0	0	0	0	0	0	0	0	0	0	1	25
4:00 AM	0	45	10	0	6	0	0	1	0	0	0	0	0	0	62
5:00 AM	0	92	45	0	17	0	0	1	0	0	0	0	0	6	161
6:00 AM	0	302	109	6	44	0	0	4	0	0	0	0	0	18	483
7:00 AM	0	528	188	6	39	0	0	11	0	0	0	0	0	32	804
8:00 AM	2	509	185	8	31	0	0	8	0	0	0	0	0	26	769
9:00 AM	2	374	141	5	39	1	0	4	0	0	0	0	0	24	590
10:00 AM	0	349	119	3	29	0	0	4	0	0	0	0	0	21	525
11:00 AM	1	428	155	1	27	0	0	3	1	0	0	0	0	22	638
12:00 PM	0	419	139	3	24	0	0	2	0	0	0	0	0	30	617
1:00 PM	1	399	130	5	38	0	0	1	0	0	0	0	0	23	597
2:00 PM	0	513	171	2	37	0	0	10	0	0	0	0	0	35	768
3:00 PM	0	589	181	6	36	0	0	3	0	0	0	0	0	17	832
4:00 PM	1	581	208	2	31	0	0	5	0	0	0	0	0	34	862
5:00 PM	2	640	175	2	26	0	0	6	0	0	0	0	0	38	889
6:00 PM	1	555	137	0	40	0	0	4	0	0	0	0	0	35	772
7:00 PM	0	382	102	1	14	0	0	1	0	0	0	0	0	19	519
8:00 PM	0	291	85	0	9	0	0	1	0	0	0	0	0	17	403
9:00 PM	0	207	38	0	10	0	0	4	0	0	0	0	0	13	272
10:00 PM	0	132	24	0	6	0	0	0	0	0	0	0	0	3	165
11:00 PM	0	80	5	0	2	0	0	0	0	0	0	0	0	0	87
Day Total	10	7505	2365	51	506	1	0	75	1	0	0	0	0	416	10930
Percent	0.1%	68.7%	21.6%	0.5%	4.6%	0.0%	0.0%	0.7%	0.0%	0.0%	0.0%	0.0%	0.0%	3.8%	
ADT 10930															
AM Peak	8:00 AM	7:00 AM	7:00 AM	8:00 AM	6:00 AM	9:00 AM		7:00 AM	11:00 AM					7:00 AM	7:00 AM
Volume	2	528	188	8	44	1		11	1					32	804
PM Peak	5:00 PM	5:00 PM	4:00 PM	3:00 PM	6:00 PM			2:00 PM						5:00 PM	5:00 PM
Volume	2	640	208	6	40			10						38	889
<i>Comments:</i>															

LOCATION: 7. Deer Valley Rd W to Bass Lake Rd SPECIFIC LOCATION: 0 ft from CITY/STATE: El Dorado Hills, CA														QC JOB #: 12004739 DIRECTION: EB/WB DATE: Aug 28 2014	
Start Time	Motor-cycles	Cars & Trailer	2 Axle Long	Buses	2 Axle 6 Tire	3 Axle Single	4 Axle Single	<5 Axle Double	5 Axle Double	>6 Axle Double	<6 Axle Multi	6 Axle Multi	>6 Axle Multi	Not Classified	Total
12:00 AM	0	34	7	0	3	0	0	0	0	0	0	0	0	0	44
1:00 AM	0	12	4	0	0	0	0	1	0	0	0	0	0	1	18
2:00 AM	0	11	3	0	1	0	0	1	0	0	0	0	0	0	16
3:00 AM	0	21	3	0	1	0	0	0	0	0	0	0	0	0	25
4:00 AM	0	35	10	0	4	0	0	1	0	0	0	0	0	2	52
5:00 AM	0	105	47	0	7	0	0	0	0	0	0	0	0	6	165
6:00 AM	0	313	110	5	34	0	0	5	0	0	0	0	0	11	478
7:00 AM	0	523	182	5	43	0	0	8	0	0	0	0	0	31	792
8:00 AM	1	528	171	4	39	0	0	5	0	0	0	0	0	28	776
9:00 AM	0	350	154	3	33	0	0	6	0	0	0	0	0	16	562
10:00 AM	1	378	126	3	30	0	0	3	0	0	0	0	0	17	558
11:00 AM	2	390	135	3	23	0	0	4	0	0	0	0	0	20	577
12:00 PM	0	409	146	3	30	1	0	7	0	0	0	0	0	27	623
1:00 PM	0	447	154	5	32	0	0	10	0	0	0	0	0	26	674
2:00 PM	0	504	179	2	39	0	0	5	0	0	0	0	0	29	758
3:00 PM	1	556	214	5	48	0	0	9	0	0	0	0	0	28	861
4:00 PM	1	646	223	4	34	0	0	4	0	0	0	0	0	42	954
5:00 PM	1	644	181	2	24	0	0	10	0	0	0	0	0	45	907
6:00 PM	1	531	143	1	28	0	0	4	0	0	0	0	0	26	734
7:00 PM	0	379	95	1	19	0	0	3	0	0	1	0	0	13	511
8:00 PM	0	320	86	0	21	0	0	3	0	0	0	0	0	17	447
9:00 PM	0	243	46	1	5	0	0	1	0	0	0	0	0	9	305
10:00 PM	0	147	43	0	8	0	0	0	0	0	0	0	0	13	211
11:00 PM	0	63	14	0	4	0	0	1	0	0	0	0	0	3	85
Day Total	8	7589	2476	47	510	1	0	91	0	0	1	0	0	410	11133
Percent	0.1%	68.2%	22.2%	0.4%	4.6%	0.0%	0.0%	0.8%	0.0%	0.0%	0.0%	0.0%	0.0%	3.7%	
ADT 11133															
AM Peak Volume	11:00 AM	8:00 AM	7:00 AM	6:00 AM	7:00 AM			7:00 AM						7:00 AM	7:00 AM
	2	528	182	5	43			8						31	792
PM Peak Volume	3:00 PM	4:00 PM	4:00 PM	1:00 PM	3:00 PM	12:00 PM		1:00 PM			7:00 PM			5:00 PM	4:00 PM
	1	646	223	5	48	1		10			1			45	954
<i>Comments:</i>															

LOCATION: 7. Deer Valley Rd W to Bass Lake Rd SPECIFIC LOCATION: 0 ft from CITY/STATE: El Dorado Hills, CA														QC JOB #: 12004739 DIRECTION: EB/WB DATE: Aug 29 2014	
Start Time	Motor-cycles	Cars & Trailer	2 Axle Long	Buses	2 Axle 6 Tire	3 Axle Single	4 Axle Single	<5 Axle Double	5 Axle Double	>6 Axle Double	<6 Axle Multi	6 Axle Multi	>6 Axle Multi	Not Classified	Total
12:00 AM	0	32	9	0	0	0	0	0	0	0	0	0	0	2	43
1:00 AM	0	23	4	0	1	0	0	0	0	0	0	0	0	0	28
2:00 AM	0	13	2	0	1	0	0	0	0	0	0	0	0	1	17
3:00 AM	0	21	3	0	0	0	0	0	0	0	0	0	0	0	24
4:00 AM	0	37	12	0	5	0	0	0	0	0	0	0	0	0	54
5:00 AM	0	112	38	0	9	0	0	1	0	0	0	0	0	7	167
6:00 AM	0	274	93	6	27	0	0	2	0	0	0	0	0	14	416
7:00 AM	1	454	185	7	39	0	0	6	0	0	0	0	0	29	721
8:00 AM	1	504	171	6	36	0	0	5	0	0	0	0	0	16	739
9:00 AM	1	357	136	4	27	0	0	13	0	0	0	0	0	30	568
10:00 AM	2	371	153	7	19	0	0	3	0	0	0	0	0	22	577
11:00 AM	0	366	141	3	26	0	0	12	0	0	1	0	0	28	577
12:00 PM	0	420	166	2	43	0	0	9	0	0	0	0	0	24	664
1:00 PM	1	424	159	6	39	0	0	12	0	0	0	0	0	32	673
2:00 PM	0	554	190	3	33	0	0	7	0	0	0	0	0	30	817
3:00 PM	2	637	202	7	43	0	0	7	0	0	0	0	0	41	939
4:00 PM	1	676	234	2	37	0	0	9	1	0	0	0	0	55	1015
5:00 PM	0	651	194	4	37	0	0	7	0	0	0	0	0	38	931
6:00 PM	1	556	141	0	37	0	0	3	0	0	0	0	0	25	763
7:00 PM	0	331	86	0	13	0	0	1	0	0	0	0	0	17	448
8:00 PM	1	284	64	0	14	0	0	1	0	0	0	0	0	14	378
9:00 PM	0	218	59	1	9	0	0	2	0	0	0	0	0	7	296
10:00 PM	1	205	36	1	7	0	0	1	0	0	0	0	0	2	253
11:00 PM	0	146	34	0	7	0	0	1	0	0	0	0	0	4	192
Day Total	12	7666	2512	59	509	0	0	102	1	0	1	0	0	438	11300
Percent	0.1%	67.8%	22.2%	0.5%	4.5%	0.0%	0.0%	0.9%	0.0%	0.0%	0.0%	0.0%	0.0%	3.9%	
ADT 11300															
AM Peak	10:00 AM	8:00 AM	7:00 AM	7:00 AM	7:00 AM			9:00 AM			11:00 AM			9:00 AM	8:00 AM
Volume	2	504	185	7	39			13			1			30	739
PM Peak	3:00 PM	4:00 PM	4:00 PM	3:00 PM	12:00 PM			1:00 PM	4:00 PM					4:00 PM	4:00 PM
Volume	2	676	234	7	43			12	1					55	1015
<i>Comments:</i>															

LOCATION: 7. Deer Valley Rd W to Bass Lake Rd													QC JOB #: 12004739		
SPECIFIC LOCATION: 0 ft from													DIRECTION: EB/WB		
CITY/STATE: El Dorado Hills, CA													DATE: Aug 23 2014 - Aug 29 2014		
Start Time	Motor-cycles	Cars & Trailer	2 Axle Long	Buses	2 Axle 6 Tire	3 Axle Single	4 Axle Single	<5 Axle Double	5 Axle Double	>6 Axle Double	<6 Axle Multi	6 Axle Multi	>6 Axle Multi	Not Classified	Total
Grand Total	65	48796	15722	271	3334	5	0	501	2	0	2	0	0	2771	71469
Percent	0.1%	68.3%	22.0%	0.4%	4.7%	0.0%	0.0%	0.7%	0.0%	0.0%	0.0%	0.0%	0.0%	3.9%	
ADT 10209															
<i>Comments:</i>															

Report generated on 9/2/2014 8:15 AM

SOURCE: Quality Counts, LLC (<http://www.qualitycounts.net>)



LOCATION: 7. Deer Valley Rd W to Bass Lake Rd SPECIFIC LOCATION: 0 ft from CITY/STATE: El Dorado Hills, CA															QC JOB #: 12004739 DIRECTION: EB/WB DATE: Aug 23 2014			
Start Time	1 15	16 20	21 25	26 30	31 35	36 40	41 45	46 50	51 55	56 60	61 65	66 70	71 75	76 999	Total	Pace Speed	Number in Pace	
12:00 AM	5	0	0	0	0	1	0	12	33	31	15	6	2	0	105	51-60	64	
1:00 AM	4	0	0	0	0	0	1	7	24	23	10	1	1	0	71	51-60	46	
2:00 AM	0	0	0	0	0	0	1	2	8	17	4	2	1	0	35	52-61	24	
3:00 AM	2	0	0	0	0	0	0	5	9	4	3	4	0	0	27	46-55	14	
4:00 AM	1	0	0	0	0	1	1	4	8	10	4	3	0	0	32	51-60	18	
5:00 AM	1	0	0	0	0	0	2	3	7	24	27	10	3	0	77	56-65	51	
6:00 AM	7	0	0	1	0	0	2	8	35	69	49	12	2	0	185	56-65	118	
7:00 AM	12	0	1	0	0	0	6	23	63	120	69	19	4	1	318	56-65	189	
8:00 AM	21	0	0	0	0	0	9	43	133	143	92	17	4	0	462	51-60	276	
9:00 AM	25	0	0	0	0	3	9	43	164	212	91	15	1	0	563	51-60	375	
10:00 AM	43	4	2	0	0	2	19	59	155	191	113	17	1	0	606	51-60	346	
11:00 AM	28	1	0	0	0	5	13	85	182	231	84	14	0	1	644	51-60	413	
12:00 PM	39	1	0	0	0	1	8	90	242	228	87	9	0	0	705	51-60	470	
1:00 PM	40	3	1	0	0	0	11	64	238	233	86	11	4	0	691	51-60	471	
2:00 PM	32	1	0	0	0	0	8	89	234	251	83	16	1	1	716	51-60	485	
3:00 PM	30	0	0	0	0	0	5	71	223	216	91	9	2	0	647	51-60	439	
4:00 PM	31	0	0	0	0	3	13	61	191	281	102	16	0	1	699	51-60	472	
5:00 PM	21	0	0	0	0	1	5	42	153	254	106	21	2	0	605	51-60	406	
6:00 PM	18	1	0	0	0	2	6	34	134	219	97	17	6	1	535	51-60	352	
7:00 PM	21	0	0	0	0	0	4	38	159	182	61	6	1	0	472	51-60	340	
8:00 PM	11	0	0	0	0	1	12	58	156	140	31	4	0	0	413	51-60	296	
9:00 PM	11	0	0	0	0	1	2	52	130	108	29	3	0	0	336	51-60	238	
10:00 PM	6	0	0	0	0	1	10	35	88	79	26	7	1	0	253	51-60	167	
11:00 PM	4	0	0	0	0	1	4	17	57	53	18	5	2	1	162	51-60	109	
Day Total	413	11	4	1	0	23	151	945	2826	3319	1378	244	38	6	9359	51-60	6144	
Percent	4.4%	0.1%	0.0%	0.0%	0.0%	0.2%	1.6%	10.1%	30.2%	35.5%	14.7%	2.6%	0.4%	0.1%				
ADT 9359																		
AM Peak Volume	10:00 AM	10:00 AM	10:00 AM	6:00 AM				11:00 AM	10:00 AM	11:00 AM	11:00 AM	11:00 AM	10:00 AM	7:00 AM	7:00 AM	7:00 AM	11:00 AM	644
PM Peak Volume	1:00 PM	1:00 PM	1:00 PM					4:00 PM	4:00 PM	12:00 PM	12:00 PM	4:00 PM	5:00 PM	5:00 PM	6:00 PM	2:00 PM	2:00 PM	716
<i>Comments:</i>																		

LOCATION: 7. Deer Valley Rd W to Bass Lake Rd SPECIFIC LOCATION: 0 ft from CITY/STATE: El Dorado Hills, CA															QC JOB #: 12004739 DIRECTION: EB/WB DATE: Aug 24 2014			
Start Time	1 15	16 20	21 25	26 30	31 35	36 40	41 45	46 50	51 55	56 60	61 65	66 70	71 75	76 999	Total	Pace Speed	Number in Pace	
12:00 AM	1	0	0	0	0	0	5	5	18	26	15	8	2	0	80	51-60	44	
1:00 AM	2	0	0	0	0	1	4	2	19	27	7	3	0	0	65	51-60	46	
2:00 AM	2	0	0	1	1	0	3	6	6	6	3	1	1	0	30	52-61	11	
3:00 AM	2	0	0	0	0	0	0	5	6	5	7	3	2	0	30	58-67	11	
4:00 AM	1	0	1	0	0	1	1	2	4	6	7	3	0	0	26	57-66	12	
5:00 AM	2	0	0	0	0	1	2	5	12	17	13	6	1	0	59	56-65	30	
6:00 AM	5	0	0	0	0	0	1	3	17	41	19	11	2	0	99	56-65	59	
7:00 AM	13	0	1	1	0	1	1	14	44	85	46	12	1	0	219	56-65	130	
8:00 AM	22	1	0	1	0	2	6	15	83	128	62	11	2	0	333	51-60	211	
9:00 AM	18	1	1	0	0	1	3	40	120	167	83	21	4	1	460	51-60	286	
10:00 AM	38	1	0	0	1	4	18	50	160	212	76	15	0	0	575	51-60	371	
11:00 AM	25	1	0	0	0	0	11	62	222	175	99	17	0	0	612	51-60	397	
12:00 PM	28	1	1	0	1	0	4	67	189	208	78	17	4	0	598	51-60	397	
1:00 PM	31	0	0	0	0	1	7	75	204	228	88	11	0	0	645	51-60	432	
2:00 PM	28	0	0	0	0	1	16	82	216	244	92	13	0	0	692	51-60	459	
3:00 PM	31	0	0	0	0	2	14	55	155	243	103	18	1	0	622	51-60	398	
4:00 PM	26	0	0	0	0	1	9	65	195	243	88	14	0	1	642	51-60	438	
5:00 PM	17	0	0	0	2	0	11	62	167	238	96	22	1	0	616	51-60	405	
6:00 PM	18	2	0	0	0	1	6	48	139	176	76	16	4	0	486	51-60	315	
7:00 PM	9	0	0	0	0	4	9	41	121	142	39	6	2	1	374	51-60	262	
8:00 PM	7	0	0	0	0	0	6	33	118	113	32	10	0	0	319	51-60	231	
9:00 PM	6	0	0	0	0	1	1	26	71	73	29	3	0	0	210	51-60	144	
10:00 PM	7	0	0	0	0	0	2	28	43	56	22	6	1	0	165	51-60	98	
11:00 PM	2	0	0	0	0	0	1	6	17	18	10	3	2	0	59	51-60	35	
Day Total	341	7	4	3	5	22	141	797	2346	2877	1190	250	30	3	8016	51-60	5222	
Percent	4.3%	0.1%	0.0%	0.0%	0.1%	0.3%	1.8%	9.9%	29.3%	35.9%	14.8%	3.1%	0.4%	0.0%				
ADT 8016																		
AM Peak	10:00 AM	8:00 AM	4:00 AM	2:00 AM	2:00 AM	10:00 AM	10:00 AM	11:00 AM	11:00 AM	10:00 AM	11:00 AM	9:00 AM	9:00 AM	9:00 AM	11:00 AM			
Volume	38	1	1	1	1	4	18	62	222	212	99	21	4	1	612			
PM Peak	1:00 PM	6:00 PM	12:00 PM		5:00 PM	7:00 PM	2:00 PM	2:00 PM	2:00 PM	2:00 PM	3:00 PM	5:00 PM	12:00 PM	4:00 PM	2:00 PM			
Volume	31	2	1		2	4	16	82	216	244	103	22	4	1	692			
<i>Comments:</i>																		

LOCATION: 7. Deer Valley Rd W to Bass Lake Rd SPECIFIC LOCATION: 0 ft from CITY/STATE: El Dorado Hills, CA															QC JOB #: 12004739 DIRECTION: EB/WB DATE: Aug 25 2014			
Start Time	1 15	16 20	21 25	26 30	31 35	36 40	41 45	46 50	51 55	56 60	61 65	66 70	71 75	76 999	Total	Pace Speed	Number in Pace	
12:00 AM	2	0	0	0	0	0	1	4	9	10	6	1	0	0	33	51-60	19	
1:00 AM	2	0	0	0	0	0	0	6	5	5	2	1	0	0	21	46-55	11	
2:00 AM	0	0	0	0	0	0	1	1	4	5	4	1	1	0	17	56-65	9	
3:00 AM	1	0	0	0	0	0	0	6	6	8	3	3	0	0	27	51-60	14	
4:00 AM	2	0	0	0	0	0	2	2	10	11	18	7	1	0	53	56-65	29	
5:00 AM	6	0	0	0	0	3	3	10	19	63	36	13	2	0	155	56-65	98	
6:00 AM	12	0	0	0	1	3	2	24	119	191	91	17	2	0	462	51-60	310	
7:00 AM	27	0	0	1	0	5	18	74	268	271	81	5	6	0	756	51-60	539	
8:00 AM	23	0	0	0	0	12	10	97	223	258	89	8	2	0	722	51-60	481	
9:00 AM	16	0	0	0	6	5	7	64	155	184	53	8	0	1	499	51-60	338	
10:00 AM	10	0	0	0	0	3	12	72	157	161	51	14	1	0	481	51-60	318	
11:00 AM	24	0	0	0	1	0	20	102	169	180	54	8	0	1	559	51-60	349	
12:00 PM	22	0	1	0	0	0	6	74	228	202	65	7	1	0	606	51-60	429	
1:00 PM	31	0	0	3	2	2	19	82	208	200	56	6	0	0	609	51-60	408	
2:00 PM	26	0	0	1	1	14	44	142	252	210	50	5	1	1	747	51-60	462	
3:00 PM	27	0	0	0	1	6	28	92	249	284	82	9	0	1	779	51-60	532	
4:00 PM	41	1	0	0	0	10	22	72	291	290	110	8	2	0	847	51-60	581	
5:00 PM	49	0	1	0	0	0	6	80	295	343	116	15	2	1	908	51-60	638	
6:00 PM	17	0	0	0	0	0	8	47	197	248	115	22	3	0	657	51-60	445	
7:00 PM	13	0	0	0	0	4	8	38	135	155	58	10	0	0	421	51-60	290	
8:00 PM	10	0	0	0	0	1	3	68	133	102	43	3	0	0	363	51-60	234	
9:00 PM	7	0	0	0	0	2	8	43	81	87	33	8	0	0	269	51-60	167	
10:00 PM	3	0	0	0	0	1	6	22	54	37	7	5	0	0	135	51-60	91	
11:00 PM	2	0	0	0	0	0	4	4	16	21	6	3	0	0	56	51-60	37	
Day Total	373	1	2	5	12	71	238	1226	3283	3526	1229	187	24	5	10182	51-60	6809	
Percent	3.7%	0.0%	0.0%	0.0%	0.1%	0.7%	2.3%	12.0%	32.2%	34.6%	12.1%	1.8%	0.2%	0.0%				
ADT 10182																		
AM Peak Volume	7:00 AM	7:00 AM			9:00 AM	8:00 AM	11:00 AM	11:00 AM	7:00 AM	7:00 AM	6:00 AM	6:00 AM	7:00 AM	9:00 AM	7:00 AM			
	27	1			6	12	20	102	268	271	91	17	6	1	756			
PM Peak Volume	5:00 PM	4:00 PM	12:00 PM	1:00 PM	1:00 PM	2:00 PM	2:00 PM	2:00 PM	5:00 PM	5:00 PM	5:00 PM	6:00 PM	6:00 PM	2:00 PM	5:00 PM			
	49	1	1	3	2	14	44	142	295	343	116	22	3	1	908			
<i>Comments:</i>																		

LOCATION: 7. Deer Valley Rd W to Bass Lake Rd SPECIFIC LOCATION: 0 ft from CITY/STATE: El Dorado Hills, CA															QC JOB #: 12004739 DIRECTION: EB/WB DATE: Aug 26 2014			
Start Time	15	16	21	26	31	36	41	46	51	56	61	66	71	76	Total	Pace Speed	Number in Pace	
	15	20	25	30	35	40	45	50	55	60	65	70	75	999				
12:00 AM	1	0	0	0	0	0	1	6	11	13	9	1	1	0	43	51-60	24	
1:00 AM	0	0	0	0	0	1	1	1	2	4	2	1	1	0	13	56-65	6	
2:00 AM	0	0	0	0	0	0	1	3	7	5	3	3	0	0	22	51-60	12	
3:00 AM	2	0	1	0	1	0	1	2	2	6	2	0	0	0	17	51-60	8	
4:00 AM	1	0	0	0	1	0	1	3	9	24	17	5	1	0	62	56-65	41	
5:00 AM	6	0	0	0	0	1	2	8	32	59	50	14	1	0	173	56-65	109	
6:00 AM	12	0	0	0	0	2	6	29	96	198	106	17	1	0	467	56-65	304	
7:00 AM	42	0	0	0	0	0	21	113	270	306	69	8	0	0	829	51-60	576	
8:00 AM	32	2	0	0	0	0	15	79	243	252	92	24	3	0	742	51-60	494	
9:00 AM	10	0	0	0	0	0	9	51	178	199	82	9	0	0	538	51-60	376	
10:00 AM	17	0	0	0	1	1	8	48	144	203	75	13	2	3	515	51-60	347	
11:00 AM	12	0	0	0	1	2	4	58	173	206	66	10	3	0	535	51-60	379	
12:00 PM	27	0	0	0	1	3	12	78	206	178	52	9	2	0	568	51-60	384	
1:00 PM	19	0	0	0	0	1	16	71	223	212	63	11	0	1	617	51-60	434	
2:00 PM	28	0	0	0	0	4	20	96	245	232	77	10	1	0	713	51-60	476	
3:00 PM	28	0	0	7	1	7	31	85	266	292	86	8	1	0	812	51-60	558	
4:00 PM	46	0	1	0	0	0	16	93	304	314	79	16	0	0	869	51-60	617	
5:00 PM	36	1	0	0	0	1	5	56	322	409	110	18	1	1	960	51-60	730	
6:00 PM	24	0	0	0	2	5	11	68	212	257	103	27	2	0	711	51-60	468	
7:00 PM	15	0	0	0	1	4	14	54	145	134	64	9	0	0	440	51-60	279	
8:00 PM	9	0	0	0	0	0	9	54	177	111	29	11	2	0	402	51-60	288	
9:00 PM	8	0	0	3	3	1	4	50	97	70	17	5	1	0	259	51-60	167	
10:00 PM	4	0	0	0	0	0	5	21	49	63	20	4	0	0	166	51-60	111	
11:00 PM	0	0	0	0	0	0	4	2	23	30	13	3	1	0	76	51-60	53	
Day Total	379	3	2	10	12	33	217	1129	3436	3777	1286	236	24	5	10549	51-60	7212	
Percent	3.6%	0.0%	0.0%	0.1%	0.1%	0.3%	2.1%	10.7%	32.6%	35.8%	12.2%	2.2%	0.2%	0.0%				
ADT 10549																		
AM Peak Volume	7:00 AM	8:00 AM	3:00 AM		3:00 AM	6:00 AM	7:00 AM	7:00 AM	7:00 AM	7:00 AM	6:00 AM	8:00 AM	8:00 AM	10:00 AM	7:00 AM			
	42	2	1		1	2	21	113	270	306	106	24	3	3	829			
PM Peak Volume	4:00 PM	5:00 PM	4:00 PM	3:00 PM	9:00 PM	3:00 PM	3:00 PM	2:00 PM	5:00 PM	5:00 PM	5:00 PM	6:00 PM	12:00 PM	1:00 PM	5:00 PM			
	46	1	1	7	3	7	31	96	322	409	110	27	2	1	960			
<i>Comments:</i>																		

LOCATION: 7. Deer Valley Rd W to Bass Lake Rd SPECIFIC LOCATION: 0 ft from CITY/STATE: El Dorado Hills, CA															QC JOB #: 12004739 DIRECTION: EB/WB DATE: Aug 27 2014			
Start Time	1 15	16 20	21 25	26 30	31 35	36 40	41 45	46 50	51 55	56 60	61 65	66 70	71 75	76 999	Total	Pace Speed	Number in Pace	
12:00 AM	1	0	0	0	0	0	1	2	15	10	6	2	1	1	39	51-60	25	
1:00 AM	1	0	0	0	0	0	0	2	10	12	8	2	0	0	35	53-62	21	
2:00 AM	0	0	0	0	0	0	0	4	2	4	5	1	0	0	16	56-65	9	
3:00 AM	1	0	0	0	0	0	0	3	5	7	5	4	0	0	25	53-62	12	
4:00 AM	0	0	0	0	0	0	2	4	8	22	16	6	4	0	62	56-65	38	
5:00 AM	6	0	0	0	0	1	3	6	25	56	46	15	1	2	161	56-65	101	
6:00 AM	18	0	0	0	0	4	9	27	116	198	90	20	1	0	483	51-60	314	
7:00 AM	32	0	0	0	0	4	26	108	297	236	89	12	0	0	804	51-60	533	
8:00 AM	26	2	0	0	0	8	29	101	220	275	93	13	2	0	769	51-60	495	
9:00 AM	24	2	0	0	1	1	17	73	175	195	90	11	1	0	590	51-60	370	
10:00 AM	21	0	0	0	2	2	15	71	161	191	55	5	2	0	525	51-60	352	
11:00 AM	22	0	0	3	0	2	19	94	225	189	75	8	1	0	638	51-60	413	
12:00 PM	30	0	0	0	0	3	28	94	219	166	66	9	1	1	617	51-60	385	
1:00 PM	23	1	0	0	0	3	13	104	194	200	53	6	0	0	597	51-60	394	
2:00 PM	35	0	0	0	0	1	24	129	284	209	80	6	0	0	768	51-60	492	
3:00 PM	17	0	0	0	0	0	30	140	272	286	76	11	0	0	832	51-60	558	
4:00 PM	34	1	0	0	1	5	21	87	261	362	75	15	0	0	862	51-60	623	
5:00 PM	38	1	1	0	3	4	17	76	296	321	107	23	2	0	889	51-60	617	
6:00 PM	35	1	0	0	0	7	11	55	251	287	103	20	2	0	772	51-60	538	
7:00 PM	19	0	0	0	1	3	11	72	148	206	51	7	0	1	519	51-60	354	
8:00 PM	17	0	0	0	0	1	12	75	144	114	35	5	0	0	403	51-60	258	
9:00 PM	13	0	0	0	0	0	8	49	97	68	29	8	0	0	272	51-60	165	
10:00 PM	3	0	0	0	0	0	4	24	59	48	24	2	1	0	165	51-60	106	
11:00 PM	0	0	0	0	0	0	1	18	27	31	8	0	2	0	87	51-60	58	
Day Total	416	8	1	3	8	49	301	1418	3511	3693	1285	211	21	5	10930	51-60	7204	
Percent	3.8%	0.1%	0.0%	0.0%	0.1%	0.4%	2.8%	13.0%	32.1%	33.8%	11.8%	1.9%	0.2%	0.0%				
ADT 10930																		
AM Peak Volume	7:00 AM	8:00 AM	11:00 AM		10:00 AM	8:00 AM	8:00 AM	7:00 AM	7:00 AM	8:00 AM	8:00 AM	6:00 AM	4:00 AM	5:00 AM	7:00 AM			
	32	2	3		2	8	29	108	297	275	93	20	4	2	804			
PM Peak Volume	5:00 PM	1:00 PM	5:00 PM	5:00 PM		6:00 PM	3:00 PM	3:00 PM	5:00 PM	4:00 PM	5:00 PM	5:00 PM	5:00 PM	12:00 PM	5:00 PM			
	38	1	1	3		7	30	140	296	362	107	23	2	1	889			
<i>Comments:</i>																		

LOCATION: 7. Deer Valley Rd W to Bass Lake Rd SPECIFIC LOCATION: 0 ft from CITY/STATE: El Dorado Hills, CA															QC JOB #: 12004739 DIRECTION: EB/WB DATE: Aug 28 2014			
Start Time	1 15	16 20	21 25	26 30	31 35	36 40	41 45	46 50	51 55	56 60	61 65	66 70	71 75	76 999	Total	Pace Speed	Number in Pace	
12:00 AM	0	0	0	0	0	0	1	5	13	14	10	1	0	0	44	52-61	26	
1:00 AM	1	0	0	0	0	0	0	0	7	5	4	1	0	0	18	51-60	12	
2:00 AM	0	0	0	0	0	0	0	2	7	2	4	1	0	0	16	46-55	9	
3:00 AM	0	0	0	0	0	0	1	5	5	6	4	4	0	0	25	56-65	10	
4:00 AM	2	0	0	0	0	0	0	0	10	19	10	10	1	0	52	54-63	29	
5:00 AM	6	0	0	0	0	0	0	4	24	60	58	9	3	1	165	56-65	117	
6:00 AM	11	0	0	0	1	5	6	25	132	202	83	10	2	1	478	51-60	333	
7:00 AM	31	0	0	0	0	3	34	110	284	252	63	13	0	2	792	51-60	536	
8:00 AM	28	0	1	1	4	2	11	89	292	273	64	9	0	2	776	51-60	565	
9:00 AM	16	0	0	0	0	0	12	88	200	201	42	2	0	1	562	51-60	401	
10:00 AM	17	1	0	0	4	6	15	111	207	143	47	6	1	0	558	51-60	350	
11:00 AM	20	2	0	1	0	7	16	62	190	213	57	8	0	1	577	51-60	403	
12:00 PM	27	0	0	0	0	5	11	83	238	181	66	10	1	1	623	51-60	419	
1:00 PM	26	0	1	1	1	9	54	134	256	157	30	5	0	0	674	51-60	412	
2:00 PM	29	0	0	0	0	0	27	88	292	261	50	9	2	0	758	51-60	553	
3:00 PM	28	0	0	0	14	1	34	145	305	261	61	10	2	0	861	51-60	566	
4:00 PM	42	0	0	0	5	12	29	112	321	343	78	11	1	0	954	51-60	663	
5:00 PM	45	0	0	0	0	1	10	76	303	349	112	8	2	1	907	51-60	651	
6:00 PM	26	0	0	0	1	8	8	53	248	280	96	11	2	1	734	51-60	528	
7:00 PM	13	0	0	0	0	2	15	68	197	167	36	11	1	1	511	51-60	363	
8:00 PM	17	0	0	0	0	4	32	77	175	108	27	7	0	0	447	51-60	283	
9:00 PM	9	0	0	0	0	1	6	39	112	93	36	7	1	1	305	51-60	205	
10:00 PM	13	0	0	0	0	0	4	20	66	74	26	8	0	0	211	51-60	140	
11:00 PM	3	0	0	0	0	0	1	10	31	26	8	6	0	0	85	51-60	57	
Day Total	410	3	2	3	30	66	327	1406	3915	3690	1072	177	19	13	11133	51-60	7605	
Percent	3.7%	0.0%	0.0%	0.0%	0.3%	0.6%	2.9%	12.6%	35.2%	33.1%	9.6%	1.6%	0.2%	0.1%				
ADT 11133																		
AM Peak Volume	7:00 AM	11:00 AM	8:00 AM	8:00 AM	8:00 AM	11:00 AM	7:00 AM	10:00 AM	8:00 AM	8:00 AM	6:00 AM	7:00 AM	5:00 AM	7:00 AM	7:00 AM			
	31	2	1	1	4	7	34	111	292	273	83	13	3	2	792			
PM Peak Volume	5:00 PM	1:00 PM	1:00 PM	3:00 PM	4:00 PM	1:00 PM	3:00 PM	4:00 PM	5:00 PM	5:00 PM	4:00 PM	2:00 PM	12:00 PM	4:00 PM				
	45	1	1	14	12	54	145	321	349	112	11	2	1	954				
<i>Comments:</i>																		

LOCATION: 7. Deer Valley Rd W to Bass Lake Rd SPECIFIC LOCATION: 0 ft from CITY/STATE: El Dorado Hills, CA															QC JOB #: 12004739 DIRECTION: EB/WB DATE: Aug 29 2014			
Start Time	1 15	16 20	21 25	26 30	31 35	36 40	41 45	46 50	51 55	56 60	61 65	66 70	71 75	76 999	Total	Pace Speed	Number in Pace	
12:00 AM	2	0	0	0	0	0	1	2	20	11	7	0	0	0	43	51-60	31	
1:00 AM	0	0	0	0	0	0	0	3	10	9	5	1	0	0	28	51-60	19	
2:00 AM	1	0	0	0	0	0	0	1	5	5	3	1	1	0	17	51-60	10	
3:00 AM	0	0	0	0	0	0	1	5	4	9	3	2	0	0	24	51-60	13	
4:00 AM	0	0	0	0	0	0	2	1	10	18	15	6	1	1	54	56-65	33	
5:00 AM	7	0	0	0	0	0	5	12	25	63	41	13	0	1	167	56-65	103	
6:00 AM	14	0	0	0	0	1	8	35	111	171	66	9	1	0	416	51-60	282	
7:00 AM	29	0	1	0	0	2	13	107	288	215	56	9	1	0	721	51-60	503	
8:00 AM	16	0	1	0	0	5	11	93	264	265	72	10	1	1	739	51-60	529	
9:00 AM	30	0	1	1	5	2	34	71	193	169	55	6	0	1	568	51-60	361	
10:00 AM	21	3	0	0	1	2	13	90	205	190	41	9	2	0	577	51-60	395	
11:00 AM	28	0	0	0	0	1	12	91	232	160	45	5	3	0	577	51-60	392	
12:00 PM	24	0	0	0	0	2	11	102	241	228	46	9	1	0	664	51-60	469	
1:00 PM	32	0	1	0	0	8	27	83	259	203	56	3	1	0	673	51-60	462	
2:00 PM	30	0	0	0	1	4	18	133	319	237	63	11	1	0	817	51-60	556	
3:00 PM	41	0	1	0	0	6	23	155	295	313	88	15	2	0	939	51-60	608	
4:00 PM	55	0	1	0	0	3	33	113	347	360	85	16	0	2	1015	51-60	707	
5:00 PM	38	0	0	0	0	4	37	119	342	305	80	6	0	0	931	51-60	647	
6:00 PM	25	0	0	0	0	4	33	86	237	287	80	10	0	1	763	51-60	524	
7:00 PM	17	0	0	0	0	1	11	61	158	141	51	8	0	0	448	51-60	299	
8:00 PM	14	0	0	0	0	1	17	42	158	117	21	8	0	0	378	51-60	274	
9:00 PM	7	0	0	0	1	2	14	35	121	81	32	3	0	0	296	51-60	201	
10:00 PM	2	0	0	0	1	4	9	29	95	82	27	4	0	0	253	51-60	176	
11:00 PM	4	0	0	0	0	1	2	16	59	70	34	5	1	0	192	51-60	129	
Day Total	437	3	6	1	9	53	335	1485	3998	3709	1072	169	16	7	11300	51-60	7706	
Percent	3.9%	0.0%	0.1%	0.0%	0.1%	0.5%	3.0%	13.1%	35.4%	32.8%	9.5%	1.5%	0.1%	0.1%				
ADT 11300																		
AM Peak Volume	9:00 AM	10:00 AM	7:00 AM	9:00 AM	9:00 AM	8:00 AM	9:00 AM	7:00 AM	7:00 AM	8:00 AM	8:00 AM	5:00 AM	11:00 AM	4:00 AM	8:00 AM			
	30	3	1	1	5	5	34	107	288	265	72	13	3	1	739			
PM Peak Volume	4:00 PM	1:00 PM	2:00 PM	1:00 PM	5:00 PM	3:00 PM	4:00 PM	4:00 PM	3:00 PM	4:00 PM	3:00 PM	4:00 PM	3:00 PM	4:00 PM	4:00 PM			
	55	1	1	8	37	155	347	360	88	16	2	2			1015			
<i>Comments:</i>																		

LOCATION: 7. Deer Valley Rd W to Bass Lake Rd														QC JOB #: 12004739			
SPECIFIC LOCATION: 0 ft from														DIRECTION: EB/WB			
CITY/STATE: El Dorado Hills, CA														DATE: Aug 23 2014 - Aug 29 2014			
Start Time	1 15	16 20	21 25	26 30	31 35	36 40	41 45	46 50	51 55	56 60	61 65	66 70	71 75	76 999	Total	Pace Speed	Number in Pace
Grand Total	2769	36	21	26	76	317	1710	8406	23315	24591	8512	1474	172	44	71469	51-60	47905
Percent	3.9%	0.1%	0.0%	0.0%	0.1%	0.4%	2.4%	11.8%	32.6%	34.4%	11.9%	2.1%	0.2%	0.1%			
Cumulative Percent	3.9%	3.9%	4.0%	4.0%	4.1%	4.5%	6.9%	18.7%	51.3%	85.7%	97.6%	99.7%	99.9%	100.0%			
ADT 10209															85th Percentile 59 MPH Mean Speed(Average) 53 MPH Median 54 MPH Mode 58 MPH		
<i>Comments:</i>																	

Report generated on 9/2/2014 8:15 AM

SOURCE: Quality Counts, LLC (<http://www.qualitycounts.net>)



LOCATION: 7. Deer Valley Rd W to Bass Lake Rd SPECIFIC LOCATION: 0 ft from CITY/STATE: El Dorado Hills, CA						QC JOB #: 12004739 DIRECTION: EB DATE: Aug 23 2014 - Aug 24 2014				
Start Time	Mon	Tue	Wed	Thu	Fri	Average Weekday Hourly Traffic	Sat 23-Aug-14	Sun 24-Aug-14	Average Week Hourly Traffic	Average Week Profile
12:00 AM						0	78	49	64	
1:00 AM						0	45	43	44	
2:00 AM						0	28	18	23	
3:00 AM						0	15	13	14	
4:00 AM						0	9	7	8	
5:00 AM						0	14	14	14	
6:00 AM						0	66	35	51	
7:00 AM						0	113	80	97	
8:00 AM						0	167	134	151	
9:00 AM						0	207	185	196	
10:00 AM						0	254	249	252	
11:00 AM						0	308	258	283	
12:00 PM						0	375	294	335	
1:00 PM						0	385	361	373	
2:00 PM						0	404	387	396	
3:00 PM						0	383	328	356	
4:00 PM						0	391	386	389	
5:00 PM						0	357	333	345	
6:00 PM						0	312	270	291	
7:00 PM						0	288	216	252	
8:00 PM						0	243	202	223	
9:00 PM						0	200	132	166	
10:00 PM						0	158	103	131	
11:00 PM						0	98	35	67	
Day Total						0	4898	4132	4521	
% Weekday Average										
% Week Average						0.0%	108.3%	91.4%		
AM Peak						12:00 AM	11:00 AM	11:00 AM	11:00 AM	
Volume						0	308	258	283	
PM Peak						12:00 PM	2:00 PM	2:00 PM	2:00 PM	
Volume						0	404	387	396	
<i>Comments:</i>										

LOCATION: 7. Deer Valley Rd W to Bass Lake Rd SPECIFIC LOCATION: 0 ft from CITY/STATE: El Dorado Hills, CA						QC JOB #: 12004739 DIRECTION: EB DATE: Aug 25 2014 - Aug 29 2014				
Start Time	Mon 25-Aug-14	Tue 26-Aug-14	Wed 27-Aug-14	Thu 28-Aug-14	Fri 29-Aug-14	Average Weekday Hourly Traffic	Sat	Sun	Average Week Hourly Traffic	Average Week Profile
12:00 AM	22	29	30	27	26	27			27	
1:00 AM	12	8	18	9	20	13			13	
2:00 AM	7	12	10	9	8	9			9	
3:00 AM	7	4	10	8	7	7			7	
4:00 AM	16	13	15	11	8	13			13	
5:00 AM	32	30	27	28	38	31			31	
6:00 AM	105	98	100	107	98	102			102	
7:00 AM	273	259	272	257	233	259			259	
8:00 AM	253	295	307	303	278	287			287	
9:00 AM	195	212	220	221	244	218			218	
10:00 AM	209	208	226	241	230	223			223	
11:00 AM	263	241	314	286	270	275			275	
12:00 PM	315	316	329	313	365	328			328	
1:00 PM	326	346	324	377	381	351			351	
2:00 PM	423	396	430	402	454	421			421	
3:00 PM	474	495	505	505	580	512			512	
4:00 PM	528	532	528	599	618	561			561	
5:00 PM	587	593	538	569	561	570			570	
6:00 PM	418	460	500	475	460	463			463	
7:00 PM	277	277	329	320	290	299			299	
8:00 PM	250	266	254	302	235	261			261	
9:00 PM	178	186	202	200	210	195			195	
10:00 PM	101	113	125	161	180	136			136	
11:00 PM	32	49	59	57	145	68			68	
Day Total	5303	5438	5672	5787	5939	5629			5629	
% Weekday Average		96.6%	100.8%	102.8%	105.5%					
% Week Average	117.3%	96.6%	100.8%	102.8%	105.5%	100.0%				
AM Peak	7:00 AM	8:00 AM	11:00 AM	8:00 AM	8:00 AM	8:00 AM			8:00 AM	
Volume	273	295	314	303	278	287			287	
PM Peak	5:00 PM	5:00 PM	5:00 PM	4:00 PM	4:00 PM	5:00 PM			5:00 PM	
Volume	587	593	538	599	618	570			570	
<i>Comments:</i>										

LOCATION: 7. Deer Valley Rd W to Bass Lake Rd
SPECIFIC LOCATION: 0 ft from
CITY/STATE: El Dorado Hills, CA

QC JOB #: 12004739
DIRECTION: EB
DATE: Aug 18 2014 - Aug 22 2014

Start Time	Mon 18-Aug-14	Tue 19-Aug-14	Wed 20-Aug-14	Thu 21-Aug-14	Fri 22-Aug-14	Average Weekday Hourly Traffic		Average Weekday Profile
12:00 AM	22	29	30	27	26	27		
1:00 AM	12	8	18	9	20	13		
2:00 AM	7	12	10	9	8	9		
3:00 AM	7	4	10	8	7	7		
4:00 AM	16	13	15	11	8	13		
5:00 AM	32	30	27	28	38	31		
6:00 AM	105	98	100	107	98	102		
7:00 AM	273	259	272	257	233	259		
8:00 AM	253	295	307	303	278	287		
9:00 AM	195	212	220	221	244	218		
10:00 AM	209	208	226	241	230	223		
11:00 AM	263	241	314	286	270	275		
12:00 PM	315	316	329	313	365	328		
1:00 PM	326	346	324	377	381	351		
2:00 PM	423	396	430	402	454	421		
3:00 PM	474	495	505	505	580	512		
4:00 PM	528	532	528	599	618	561		
5:00 PM	587	593	538	569	561	570		
6:00 PM	418	460	500	475	460	463		
7:00 PM	277	277	329	320	290	299		
8:00 PM	250	266	254	302	235	261		
9:00 PM	178	186	202	200	210	195		
10:00 PM	101	113	125	161	180	136		
11:00 PM	32	49	59	57	145	68		
Day Total	5303	5438	5672	5787	5939	5629		
% Weekday Average	94.2%	96.6%	100.8%	102.8%	105.5%			
% Week Average								
AM Peak Volume	7:00 AM 273	8:00 AM 295	11:00 AM 314	8:00 AM 303	8:00 AM 278	8:00 AM 287		
PM Peak Volume	5:00 PM 587	5:00 PM 593	5:00 PM 538	4:00 PM 599	4:00 PM 618	5:00 PM 570		

Comments:

SUMMARY - Tube Count - Volume Data (Weekend)

LOCATION: 7. Deer Valley Rd W to Bass Lake Rd
SPECIFIC LOCATION: 0 ft from
CITY/STATE: El Dorado Hills, CA

QC JOB #: 12004739
DIRECTION: EB
DATE: Aug 23 2014 - Aug 24 2014

Start Time			Sat 23-Aug-14	Sun 24-Aug-14	Average Weekend Hourly Traffic	Average Weekend Profile
12:00 AM			78	49	64	
1:00 AM			45	43	44	
2:00 AM			28	18	23	
3:00 AM			15	13	14	
4:00 AM			9	7	8	
5:00 AM			14	14	14	
6:00 AM			66	35	51	
7:00 AM			113	80	97	
8:00 AM			167	134	151	
9:00 AM			207	185	196	
10:00 AM			254	249	252	
11:00 AM			308	258	283	
12:00 PM			375	294	335	
1:00 PM			385	361	373	
2:00 PM			404	387	396	
3:00 PM			383	328	356	
4:00 PM			391	386	389	
5:00 PM			357	333	345	
6:00 PM			312	270	291	
7:00 PM			288	216	252	
8:00 PM			243	202	223	
9:00 PM			200	132	166	
10:00 PM			158	103	131	
11:00 PM			98	35	67	
Day Total			4898	4132	4521	
% Weekday Average						
% Week Average						
AM Peak						
Volume			108.3%	91.4%		
PM Peak						
Volume			11:00 AM	11:00 AM	11:00 AM	
			308	258	283	
			2:00 PM	2:00 PM	2:00 PM	
			404	387	396	

Comments:

LOCATION: 7. Deer Valley Rd W to Bass Lake Rd
SPECIFIC LOCATION: 0 ft from
CITY/STATE: El Dorado Hills, CA

QC JOB #: 12004739
DIRECTION: EB
DATE: Aug 18 2014 - Aug 24 2014

Start Time	Mon 18-Aug-14	Tue 19-Aug-14	Wed 20-Aug-14	Thu 21-Aug-14	Fri 22-Aug-14	Average Weekday Hourly Traffic	Sat 23-Aug-14	Sun 24-Aug-14	Average Week Hourly Traffic	Average Week Profile
12:00 AM	22	29	30	27	26	27	78	49	37	
1:00 AM	12	8	18	9	20	13	45	43	22	
2:00 AM	7	12	10	9	8	9	28	18	13	
3:00 AM	7	4	10	8	7	7	15	13	9	
4:00 AM	16	13	15	11	8	13	9	7	11	
5:00 AM	32	30	27	28	38	31	14	14	26	
6:00 AM	105	98	100	107	98	102	66	35	87	
7:00 AM	273	259	272	257	233	259	113	80	212	
8:00 AM	253	295	307	303	278	287	167	134	248	
9:00 AM	195	212	220	221	244	218	207	185	212	
10:00 AM	209	208	226	241	230	223	254	249	231	
11:00 AM	263	241	314	286	270	275	308	258	277	
12:00 PM	315	316	329	313	365	328	375	294	330	
1:00 PM	326	346	324	377	381	351	385	361	357	
2:00 PM	423	396	430	402	454	421	404	387	414	
3:00 PM	474	495	505	505	580	512	383	328	467	
4:00 PM	528	532	528	599	618	561	391	386	512	
5:00 PM	587	593	538	569	561	570	357	333	505	
6:00 PM	418	460	500	475	460	463	312	270	414	
7:00 PM	277	277	329	320	290	299	288	216	285	
8:00 PM	250	266	254	302	235	261	243	202	250	
9:00 PM	178	186	202	200	210	195	200	132	187	
10:00 PM	101	113	125	161	180	136	158	103	134	
11:00 PM	32	49	59	57	145	68	98	35	68	
Day Total	5303	5438	5672	5787	5939	5629	4898	4132	5308	
% Weekday Average	94.2%	96.6%	100.8%	102.8%	105.5%					
% Week Average	99.9%	102.4%	106.9%	109.0%	111.9%	106.0%	92.3%	77.8%		
AM Peak Volume	7:00 AM 273	8:00 AM 295	11:00 AM 314	8:00 AM 303	8:00 AM 278	8:00 AM 287	11:00 AM 308	11:00 AM 258	11:00 AM 277	
PM Peak Volume	5:00 PM 587	5:00 PM 593	5:00 PM 538	4:00 PM 599	4:00 PM 618	5:00 PM 570	2:00 PM 404	2:00 PM 387	4:00 PM 512	

Comments:

LOCATION: 7. Deer Valley Rd W to Bass Lake Rd SPECIFIC LOCATION: 0 ft from CITY/STATE: El Dorado Hills, CA														QC JOB #: 12004739 DIRECTION: EB DATE: Aug 23 2014	
Start Time	Motor-cycles	Cars & Trailer	2 Axle Long	Buses	2 Axle 6 Tire	3 Axle Single	4 Axle Single	<5 Axle Double	5 Axle Double	>6 Axle Double	<6 Axle Multi	6 Axle Multi	>6 Axle Multi	Not Classified	Total
12:00 AM	0	54	22	0	0	0	0	0	0	0	0	0	0	2	78
1:00 AM	0	36	9	0	0	0	0	0	0	0	0	0	0	0	45
2:00 AM	0	23	5	0	0	0	0	0	0	0	0	0	0	0	28
3:00 AM	0	11	2	0	0	0	0	0	0	0	0	0	0	2	15
4:00 AM	0	9	0	0	0	0	0	0	0	0	0	0	0	0	9
5:00 AM	0	10	4	0	0	0	0	0	0	0	0	0	0	0	14
6:00 AM	0	45	16	0	4	0	0	0	0	0	0	0	0	1	66
7:00 AM	0	69	31	0	6	0	0	0	0	0	0	0	0	7	113
8:00 AM	0	107	46	0	5	0	0	1	0	0	0	0	0	8	167
9:00 AM	0	124	54	1	15	0	0	1	0	0	0	0	0	12	207
10:00 AM	0	159	55	4	11	0	0	0	0	0	0	0	0	25	254
11:00 AM	0	214	65	0	12	0	0	3	0	0	0	0	0	14	308
12:00 PM	0	245	82	1	28	0	0	1	0	0	0	0	0	18	375
1:00 PM	0	266	87	0	10	0	0	2	0	0	0	0	0	20	385
2:00 PM	0	271	99	1	17	0	0	1	0	0	0	0	0	15	404
3:00 PM	0	268	82	1	10	0	0	5	0	0	0	0	0	17	383
4:00 PM	0	276	81	0	16	0	0	4	0	0	0	0	0	14	391
5:00 PM	0	261	73	0	11	0	0	0	0	0	0	0	0	12	357
6:00 PM	0	217	69	1	11	0	0	5	0	0	0	0	0	9	312
7:00 PM	0	204	61	0	9	0	0	0	0	0	0	0	0	14	288
8:00 PM	0	185	41	1	6	0	0	1	0	0	0	0	0	9	243
9:00 PM	0	153	36	0	6	0	0	0	0	0	0	0	0	5	200
10:00 PM	0	131	23	0	1	0	0	0	0	0	0	0	0	3	158
11:00 PM	0	71	21	0	3	0	0	0	0	0	0	0	0	3	98
Day Total	0	3409	1064	10	181	0	0	24	0	0	0	0	0	210	4898
Percent	0.0%	69.6%	21.7%	0.2%	3.7%	0.0%	0.0%	0.5%	0.0%	0.0%	0.0%	0.0%	0.0%	4.3%	
ADT 4898															
AM Peak Volume		11:00 AM 214	11:00 AM 65	10:00 AM 4	9:00 AM 15			11:00 AM 3						10:00 AM 25	11:00 AM 308
PM Peak Volume		4:00 PM 276	2:00 PM 99	12:00 PM 1	12:00 PM 28			3:00 PM 5						1:00 PM 20	2:00 PM 404
<i>Comments:</i>															

LOCATION: 7. Deer Valley Rd W to Bass Lake Rd SPECIFIC LOCATION: 0 ft from CITY/STATE: El Dorado Hills, CA														QC JOB #: 12004739 DIRECTION: EB DATE: Aug 24 2014	
Start Time	Motor-cycles	Cars & Trailer	2 Axle Long	Buses	2 Axle 6 Tire	3 Axle Single	4 Axle Single	<5 Axle Double	5 Axle Double	>6 Axle Double	<6 Axle Multi	6 Axle Multi	>6 Axle Multi	Not Classified	Total
12:00 AM	0	36	13	0	0	0	0	0	0	0	0	0	0	0	49
1:00 AM	0	28	11	0	2	0	0	0	0	0	0	0	0	2	43
2:00 AM	0	15	3	0	0	0	0	0	0	0	0	0	0	0	18
3:00 AM	0	9	3	0	0	0	0	0	0	0	0	0	0	1	13
4:00 AM	0	4	3	0	0	0	0	0	0	0	0	0	0	0	7
5:00 AM	0	11	3	0	0	0	0	0	0	0	0	0	0	0	14
6:00 AM	0	22	6	0	5	0	0	0	0	0	0	0	0	2	35
7:00 AM	0	57	16	0	3	0	0	1	0	0	0	0	0	3	80
8:00 AM	0	94	23	0	4	0	0	2	0	0	0	0	0	11	134
9:00 AM	0	132	36	0	9	0	0	0	0	0	0	0	0	8	185
10:00 AM	0	168	46	0	9	0	0	0	0	0	0	0	0	26	249
11:00 AM	0	189	45	0	11	0	0	1	0	0	0	0	0	12	258
12:00 PM	0	188	78	1	11	0	0	2	0	0	0	0	0	14	294
1:00 PM	0	241	88	1	11	0	0	6	0	0	0	0	0	14	361
2:00 PM	0	274	77	0	16	0	0	3	0	0	0	0	0	17	387
3:00 PM	0	226	67	0	16	0	0	5	0	0	0	0	0	14	328
4:00 PM	0	263	85	1	17	0	0	2	0	0	0	0	0	18	386
5:00 PM	0	251	64	1	10	0	0	2	0	0	0	0	0	5	333
6:00 PM	1	199	48	0	16	0	0	2	0	0	0	0	0	4	270
7:00 PM	0	164	38	0	9	0	0	1	0	0	0	0	0	4	216
8:00 PM	0	146	40	0	8	0	0	3	0	0	0	0	0	5	202
9:00 PM	0	106	17	0	8	0	0	0	0	0	0	0	0	1	132
10:00 PM	0	79	15	1	4	0	0	0	0	0	0	0	0	4	103
11:00 PM	0	28	5	0	0	0	0	0	0	0	0	0	0	2	35
Day Total	1	2930	830	5	169	0	0	30	0	0	0	0	0	167	4132
Percent	0.0%	70.9%	20.1%	0.1%	4.1%	0.0%	0.0%	0.7%	0.0%	0.0%	0.0%	0.0%	0.0%	4.0%	
ADT 4132															
AM Peak Volume	11:00 AM		10:00 AM		11:00 AM		8:00 AM		10:00 AM		11:00 AM				
	189		46		11		2		26		258				
PM Peak Volume	6:00 PM		2:00 PM		1:00 PM		12:00 PM		4:00 PM		1:00 PM		4:00 PM		2:00 PM
	1		274		88		1		17		6		18		387
<i>Comments:</i>															

LOCATION: 7. Deer Valley Rd W to Bass Lake Rd SPECIFIC LOCATION: 0 ft from CITY/STATE: El Dorado Hills, CA														QC JOB #: 12004739 DIRECTION: EB DATE: Aug 25 2014	
Start Time	Motor-cycles	Cars & Trailer	2 Axle Long	Buses	2 Axle 6 Tire	3 Axle Single	4 Axle Single	<5 Axle Double	5 Axle Double	>6 Axle Double	<6 Axle Multi	6 Axle Multi	>6 Axle Multi	Not Classified	Total
12:00 AM	0	18	4	0	0	0	0	0	0	0	0	0	0	0	22
1:00 AM	0	10	1	0	0	0	0	0	0	0	0	0	0	1	12
2:00 AM	0	6	1	0	0	0	0	0	0	0	0	0	0	0	7
3:00 AM	0	4	2	0	1	0	0	0	0	0	0	0	0	0	7
4:00 AM	0	9	6	0	1	0	0	0	0	0	0	0	0	0	16
5:00 AM	0	20	9	0	2	0	0	0	0	0	0	0	0	1	32
6:00 AM	0	68	29	0	2	0	0	1	0	0	0	0	0	5	105
7:00 AM	0	171	69	3	17	0	0	1	0	0	0	0	0	12	273
8:00 AM	0	153	69	3	20	0	0	2	0	0	0	0	0	6	253
9:00 AM	0	116	53	2	16	1	0	1	0	0	0	0	0	6	195
10:00 AM	0	145	46	0	8	0	0	4	0	0	0	0	0	6	209
11:00 AM	0	182	58	1	8	0	0	0	0	0	0	0	0	14	263
12:00 PM	0	212	78	1	11	0	0	2	0	0	0	0	0	11	315
1:00 PM	0	216	74	1	13	0	0	4	0	0	0	0	0	18	326
2:00 PM	0	279	109	2	18	0	0	2	0	0	0	0	0	13	423
3:00 PM	0	325	111	3	19	0	0	2	0	0	0	0	0	14	474
4:00 PM	1	343	132	1	24	0	0	1	0	0	0	0	0	26	528
5:00 PM	0	415	125	0	18	0	0	1	0	0	0	0	0	28	587
6:00 PM	0	317	83	1	7	0	0	1	0	0	0	0	0	9	418
7:00 PM	0	210	57	1	4	0	0	0	0	0	0	0	0	5	277
8:00 PM	0	189	44	0	11	0	0	1	0	0	0	0	0	5	250
9:00 PM	0	136	32	0	5	0	0	0	0	0	0	0	0	5	178
10:00 PM	0	82	13	1	4	0	0	0	0	0	0	0	0	1	101
11:00 PM	0	22	6	0	3	0	0	0	0	0	0	0	0	1	32
Day Total	1	3648	1211	20	212	1	0	23	0	0	0	0	0	187	5303
Percent	0.0%	68.8%	22.8%	0.4%	4.0%	0.0%	0.0%	0.4%	0.0%	0.0%	0.0%	0.0%	0.0%	3.5%	
ADT 5303															
AM Peak		11:00 AM	7:00 AM	7:00 AM	8:00 AM	9:00 AM		10:00 AM						11:00 AM	7:00 AM
Volume		182	69	3	20	1		4						14	273
PM Peak	4:00 PM	5:00 PM	4:00 PM	3:00 PM	4:00 PM			1:00 PM						5:00 PM	5:00 PM
Volume	1	415	132	3	24			4						28	587
<i>Comments:</i>															

LOCATION: 7. Deer Valley Rd W to Bass Lake Rd SPECIFIC LOCATION: 0 ft from CITY/STATE: El Dorado Hills, CA														QC JOB #: 12004739 DIRECTION: EB DATE: Aug 26 2014	
Start Time	Motor-cycles	Cars & Trailer	2 Axle Long	Buses	2 Axle 6 Tire	3 Axle Single	4 Axle Single	<5 Axle Double	5 Axle Double	>6 Axle Double	<6 Axle Multi	6 Axle Multi	>6 Axle Multi	Not Classified	Total
12:00 AM	0	25	4	0	0	0	0	0	0	0	0	0	0	0	29
1:00 AM	0	6	2	0	0	0	0	0	0	0	0	0	0	0	8
2:00 AM	0	10	1	0	1	0	0	0	0	0	0	0	0	0	12
3:00 AM	0	2	1	0	0	0	0	1	0	0	0	0	0	0	4
4:00 AM	0	6	4	0	2	0	0	1	0	0	0	0	0	0	13
5:00 AM	0	21	5	0	2	0	0	0	0	0	0	0	0	2	30
6:00 AM	0	67	21	1	6	0	0	0	0	0	0	0	0	3	98
7:00 AM	0	174	52	4	10	0	0	1	0	0	0	0	0	18	259
8:00 AM	0	190	66	1	18	0	0	2	0	0	0	0	0	18	295
9:00 AM	0	135	58	3	9	0	0	3	0	0	0	0	0	4	212
10:00 AM	0	141	47	2	9	0	0	4	0	0	0	0	0	5	208
11:00 AM	1	161	58	0	16	0	0	1	0	0	0	0	0	4	241
12:00 PM	0	198	77	1	20	0	0	5	0	0	0	0	0	15	316
1:00 PM	0	240	76	0	14	0	0	4	0	0	0	0	0	12	346
2:00 PM	0	255	107	1	19	0	0	2	0	0	0	0	0	12	396
3:00 PM	0	336	120	2	19	0	0	2	0	0	0	0	0	16	495
4:00 PM	1	374	105	2	21	0	0	0	0	0	0	0	0	29	532
5:00 PM	0	436	117	1	18	0	0	2	0	0	0	0	0	19	593
6:00 PM	0	331	103	0	13	0	0	2	0	0	0	0	0	11	460
7:00 PM	0	198	58	0	13	0	0	0	0	0	0	0	0	8	277
8:00 PM	0	218	34	0	7	0	0	2	0	0	0	0	0	5	266
9:00 PM	0	140	39	0	0	0	0	1	0	0	0	0	0	6	186
10:00 PM	0	89	18	1	4	0	0	0	0	0	0	0	0	1	113
11:00 PM	0	37	11	0	1	0	0	0	0	0	0	0	0	0	49
Day Total	2	3790	1184	19	222	0	0	33	0	0	0	0	0	188	5438
Percent	0.0%	69.7%	21.8%	0.3%	4.1%	0.0%	0.0%	0.6%	0.0%	0.0%	0.0%	0.0%	0.0%	3.5%	
ADT 5438															
AM Peak	11:00 AM	8:00 AM	8:00 AM	7:00 AM	8:00 AM			10:00 AM						7:00 AM	8:00 AM
Volume	1	190	66	4	18			4						18	295
PM Peak	4:00 PM	5:00 PM	3:00 PM	3:00 PM	4:00 PM			12:00 PM						4:00 PM	5:00 PM
Volume	1	436	120	2	21			5						29	593
<i>Comments:</i>															

LOCATION: 7. Deer Valley Rd W to Bass Lake Rd SPECIFIC LOCATION: 0 ft from CITY/STATE: El Dorado Hills, CA														QC JOB #: 12004739 DIRECTION: EB DATE: Aug 27 2014	
Start Time	Motor-cycles	Cars & Trailer	2 Axle Long	Buses	2 Axle 6 Tire	3 Axle Single	4 Axle Single	<5 Axle Double	5 Axle Double	>6 Axle Double	<6 Axle Multi	6 Axle Multi	>6 Axle Multi	Not Classified	Total
12:00 AM	0	22	7	0	0	0	0	0	0	0	0	0	0	1	30
1:00 AM	0	14	2	1	1	0	0	0	0	0	0	0	0	0	18
2:00 AM	0	8	2	0	0	0	0	0	0	0	0	0	0	0	10
3:00 AM	0	7	2	0	0	0	0	0	0	0	0	0	0	1	10
4:00 AM	0	10	3	0	1	0	0	1	0	0	0	0	0	0	15
5:00 AM	0	17	7	0	2	0	0	0	0	0	0	0	0	1	27
6:00 AM	0	62	26	1	5	0	0	0	0	0	0	0	0	6	100
7:00 AM	0	190	57	4	5	0	0	1	0	0	0	0	0	15	272
8:00 AM	0	204	71	3	11	0	0	5	0	0	0	0	0	13	307
9:00 AM	0	137	54	3	13	1	0	2	0	0	0	0	0	10	220
10:00 AM	0	147	52	2	12	0	0	3	0	0	0	0	0	10	226
11:00 AM	1	212	77	0	11	0	0	1	1	0	0	0	0	11	314
12:00 PM	0	227	73	1	13	0	0	1	0	0	0	0	0	14	329
1:00 PM	0	227	67	0	16	0	0	0	0	0	0	0	0	14	324
2:00 PM	0	285	94	0	23	0	0	7	0	0	0	0	0	21	430
3:00 PM	0	363	105	3	21	0	0	2	0	0	0	0	0	11	505
4:00 PM	0	354	124	2	24	0	0	2	0	0	0	0	0	22	528
5:00 PM	0	397	100	2	16	0	0	5	0	0	0	0	0	18	538
6:00 PM	0	370	85	0	26	0	0	3	0	0	0	0	0	16	500
7:00 PM	0	236	73	1	7	0	0	1	0	0	0	0	0	11	329
8:00 PM	0	181	56	0	6	0	0	1	0	0	0	0	0	10	254
9:00 PM	0	159	26	0	6	0	0	2	0	0	0	0	0	9	202
10:00 PM	0	101	16	0	5	0	0	0	0	0	0	0	0	3	125
11:00 PM	0	52	5	0	2	0	0	0	0	0	0	0	0	0	59
Day Total	1	3982	1184	23	226	1	0	37	1	0	0	0	0	217	5672
Percent	0.0%	70.2%	20.9%	0.4%	4.0%	0.0%	0.0%	0.7%	0.0%	0.0%	0.0%	0.0%	0.0%	3.8%	
ADT 5672															
AM Peak Volume	11:00 AM	11:00 AM	11:00 AM	7:00 AM	9:00 AM	9:00 AM		8:00 AM	11:00 AM					7:00 AM	11:00 AM
	1	212	77	4	13	1		5	1					15	314
PM Peak Volume		5:00 PM	4:00 PM	3:00 PM	6:00 PM			2:00 PM						4:00 PM	5:00 PM
		397	124	3	26			7						22	538
<i>Comments:</i>															

LOCATION: 7. Deer Valley Rd W to Bass Lake Rd SPECIFIC LOCATION: 0 ft from CITY/STATE: El Dorado Hills, CA														QC JOB #: 12004739 DIRECTION: EB DATE: Aug 28 2014	
Start Time	Motor-cycles	Cars & Trailer	2 Axle Long	Buses	2 Axle 6 Tire	3 Axle Single	4 Axle Single	<5 Axle Double	5 Axle Double	>6 Axle Double	<6 Axle Multi	6 Axle Multi	>6 Axle Multi	Not Classified	Total
12:00 AM	0	24	2	0	1	0	0	0	0	0	0	0	0	0	27
1:00 AM	0	6	3	0	0	0	0	0	0	0	0	0	0	0	9
2:00 AM	0	7	1	0	1	0	0	0	0	0	0	0	0	0	9
3:00 AM	0	7	1	0	0	0	0	0	0	0	0	0	0	0	8
4:00 AM	0	8	2	0	1	0	0	0	0	0	0	0	0	0	11
5:00 AM	0	18	9	0	0	0	0	0	0	0	0	0	0	1	28
6:00 AM	0	75	21	1	3	0	0	1	0	0	0	0	0	6	107
7:00 AM	0	161	60	4	14	0	0	1	0	0	0	0	0	17	257
8:00 AM	0	210	62	3	12	0	0	3	0	0	0	0	0	13	303
9:00 AM	0	133	61	0	14	0	0	2	0	0	0	0	0	11	221
10:00 AM	0	160	49	2	17	0	0	2	0	0	0	0	0	11	241
11:00 AM	0	191	68	1	14	0	0	2	0	0	0	0	0	10	286
12:00 PM	0	218	63	2	13	1	0	4	0	0	0	0	0	12	313
1:00 PM	0	258	89	1	14	0	0	4	0	0	0	0	0	11	377
2:00 PM	0	263	106	1	16	0	0	4	0	0	0	0	0	12	402
3:00 PM	1	323	131	3	25	0	0	5	0	0	0	0	0	17	505
4:00 PM	1	404	142	2	22	0	0	3	0	0	0	0	0	25	599
5:00 PM	1	410	111	1	14	0	0	6	0	0	0	0	0	26	569
6:00 PM	1	339	98	1	16	0	0	4	0	0	0	0	0	16	475
7:00 PM	0	236	62	1	14	0	0	0	0	0	1	0	0	6	320
8:00 PM	0	224	53	0	13	0	0	3	0	0	0	0	0	9	302
9:00 PM	0	157	34	1	2	0	0	0	0	0	0	0	0	6	200
10:00 PM	0	116	32	0	7	0	0	0	0	0	0	0	0	6	161
11:00 PM	0	46	7	0	3	0	0	0	0	0	0	0	0	1	57
Day Total	4	3994	1267	24	236	1	0	44	0	0	1	0	0	216	5787
Percent	0.1%	69.0%	21.9%	0.4%	4.1%	0.0%	0.0%	0.8%	0.0%	0.0%	0.0%	0.0%	0.0%	3.7%	
ADT 5787															
AM Peak Volume		8:00 AM 210	11:00 AM 68	7:00 AM 4	10:00 AM 17			8:00 AM 3						7:00 AM 17	8:00 AM 303
PM Peak Volume	3:00 PM 1	5:00 PM 410	4:00 PM 142	3:00 PM 3	3:00 PM 25	12:00 PM 1		5:00 PM 6			7:00 PM 1			5:00 PM 26	4:00 PM 599
<i>Comments:</i>															

LOCATION: 7. Deer Valley Rd W to Bass Lake Rd SPECIFIC LOCATION: 0 ft from CITY/STATE: El Dorado Hills, CA														QC JOB #: 12004739 DIRECTION: EB DATE: Aug 29 2014	
Start Time	Motor-cycles	Cars & Trailer	2 Axle Long	Buses	2 Axle 6 Tire	3 Axle Single	4 Axle Single	<5 Axle Double	5 Axle Double	>6 Axle Double	<6 Axle Multi	6 Axle Multi	>6 Axle Multi	Not Classified	Total
12:00 AM	0	19	6	0	0	0	0	0	0	0	0	0	0	1	26
1:00 AM	0	20	0	0	0	0	0	0	0	0	0	0	0	0	20
2:00 AM	0	6	1	0	1	0	0	0	0	0	0	0	0	0	8
3:00 AM	0	5	2	0	0	0	0	0	0	0	0	0	0	0	7
4:00 AM	0	5	2	0	1	0	0	0	0	0	0	0	0	0	8
5:00 AM	0	28	7	0	2	0	0	0	0	0	0	0	0	1	38
6:00 AM	0	70	19	1	3	0	0	0	0	0	0	0	0	5	98
7:00 AM	0	140	64	5	11	0	0	2	0	0	0	0	0	11	233
8:00 AM	0	178	74	4	12	0	0	3	0	0	0	0	0	7	278
9:00 AM	0	142	59	3	13	0	0	9	0	0	0	0	0	18	244
10:00 AM	0	145	64	4	5	0	0	2	0	0	0	0	0	10	230
11:00 AM	0	165	77	1	9	0	0	5	0	0	1	0	0	12	270
12:00 PM	0	235	92	1	24	0	0	3	0	0	0	0	0	10	365
1:00 PM	0	243	94	0	19	0	0	8	0	0	0	0	0	17	381
2:00 PM	0	303	114	2	16	0	0	5	0	0	0	0	0	14	454
3:00 PM	0	405	122	4	26	0	0	5	0	0	0	0	0	18	580
4:00 PM	0	412	146	1	22	0	0	5	1	0	0	0	0	31	618
5:00 PM	0	399	113	2	23	0	0	3	0	0	0	0	0	21	561
6:00 PM	1	336	83	0	25	0	0	2	0	0	0	0	0	13	460
7:00 PM	0	220	49	0	8	0	0	1	0	0	0	0	0	12	290
8:00 PM	1	180	41	0	6	0	0	0	0	0	0	0	0	7	235
9:00 PM	0	153	42	1	9	0	0	2	0	0	0	0	0	3	210
10:00 PM	0	149	25	0	5	0	0	0	0	0	0	0	0	1	180
11:00 PM	0	106	29	0	6	0	0	1	0	0	0	0	0	3	145
Day Total	2	4064	1325	29	246	0	0	56	1	0	1	0	0	215	5939
Percent	0.0%	68.4%	22.3%	0.5%	4.1%	0.0%	0.0%	0.9%	0.0%	0.0%	0.0%	0.0%	0.0%	3.6%	
ADT 5939															
AM Peak Volume	8:00 AM		11:00 AM	7:00 AM	9:00 AM	9:00 AM			11:00 AM		9:00 AM		8:00 AM		
	178		77	5	13	9			1		18		278		
PM Peak Volume	6:00 PM	4:00 PM	4:00 PM	3:00 PM	3:00 PM	1:00 PM		4:00 PM	4:00 PM				4:00 PM		
	1	412	146	4	26	8		1	31				618		
<i>Comments:</i>															

LOCATION: 7. Deer Valley Rd W to Bass Lake Rd													QC JOB #: 12004739		
SPECIFIC LOCATION: 0 ft from													DIRECTION: EB		
CITY/STATE: El Dorado Hills, CA													DATE: Aug 23 2014 - Aug 29 2014		
Start Time	Motor-cycles	Cars & Trailer	2 Axle Long	Buses	2 Axle 6 Tire	3 Axle Single	4 Axle Single	<5 Axle Double	5 Axle Double	>6 Axle Double	<6 Axle Multi	6 Axle Multi	>6 Axle Multi	Not Classified	Total
Grand Total	11	25817	8065	130	1492	3	0	247	2	0	2	0	0	1400	37169
Percent	0.0%	69.5%	21.7%	0.3%	4.0%	0.0%	0.0%	0.7%	0.0%	0.0%	0.0%	0.0%	0.0%	3.8%	
ADT 5309															
<i>Comments:</i>															

Report generated on 9/2/2014 8:15 AM

SOURCE: Quality Counts, LLC (<http://www.qualitycounts.net>)



LOCATION: 7. Deer Valley Rd W to Bass Lake Rd SPECIFIC LOCATION: 0 ft from CITY/STATE: El Dorado Hills, CA															QC JOB #: 12004739 DIRECTION: EB DATE: Aug 23 2014			
Start Time	1 15	16 20	21 25	26 30	31 35	36 40	41 45	46 50	51 55	56 60	61 65	66 70	71 75	76 999	Total	Pace Speed	Number in Pace	
12:00 AM	2	0	0	0	0	1	0	10	29	27	6	3	0	0	78	51-60	56	
1:00 AM	0	0	0	0	0	0	1	5	13	18	7	1	0	0	45	51-60	31	
2:00 AM	0	0	0	0	0	0	1	2	8	14	3	0	0	0	28	51-60	21	
3:00 AM	2	0	0	0	0	0	0	3	8	1	0	1	0	0	15	46-55	11	
4:00 AM	0	0	0	0	0	0	0	3	4	1	0	1	0	0	9	46-55	7	
5:00 AM	0	0	0	0	0	0	2	0	4	2	2	3	1	0	14	51-60	6	
6:00 AM	1	0	0	0	0	0	1	7	16	29	9	3	0	0	66	51-60	44	
7:00 AM	7	0	0	0	0	0	5	16	32	33	16	3	1	0	113	51-60	64	
8:00 AM	8	0	0	0	0	0	9	25	46	53	23	2	1	0	167	51-60	98	
9:00 AM	12	0	0	0	0	3	5	31	70	73	13	0	0	0	207	51-60	143	
10:00 AM	25	0	0	0	0	2	16	26	85	69	27	4	0	0	254	51-60	154	
11:00 AM	14	0	0	0	0	5	12	61	110	93	12	1	0	0	308	51-60	203	
12:00 PM	18	0	0	0	0	1	6	64	149	107	29	1	0	0	375	51-60	255	
1:00 PM	20	0	0	0	0	0	10	52	152	113	33	4	1	0	385	51-60	265	
2:00 PM	15	0	0	0	0	0	4	69	159	128	22	6	1	0	404	51-60	287	
3:00 PM	17	0	0	0	0	0	5	56	161	110	29	4	1	0	383	51-60	271	
4:00 PM	14	0	0	0	0	2	12	41	128	158	34	2	0	0	391	51-60	286	
5:00 PM	12	0	0	0	0	1	5	35	106	143	49	5	1	0	357	51-60	249	
6:00 PM	9	0	0	0	0	2	6	27	86	126	46	8	1	1	312	51-60	211	
7:00 PM	14	0	0	0	0	0	2	33	112	101	26	0	0	0	288	51-60	212	
8:00 PM	9	0	0	0	0	1	10	47	111	60	5	0	0	0	243	51-60	171	
9:00 PM	5	0	0	0	0	1	2	33	86	61	10	2	0	0	200	51-60	146	
10:00 PM	3	0	0	0	0	1	7	24	56	51	14	1	1	0	158	51-60	106	
11:00 PM	3	0	0	0	0	1	2	10	43	28	9	2	0	0	98	51-60	70	
Day Total	210	0	0	0	0	21	123	680	1774	1599	424	57	9	1	4898	51-60	3373	
Percent	4.3%	0.0%	0.0%	0.0%	0.0%	0.4%	2.5%	13.9%	36.2%	32.6%	8.7%	1.2%	0.2%	0.0%				
ADT 4898																		
AM Peak Volume	10:00 AM						11:00 AM	10:00 AM	11:00 AM	11:00 AM	11:00 AM	10:00 AM	10:00 AM	5:00 AM	11:00 AM	308		
PM Peak Volume	1:00 PM						4:00 PM	4:00 PM	2:00 PM	3:00 PM	4:00 PM	5:00 PM	6:00 PM	1:00 PM	6:00 PM	404		
<i>Comments:</i>																		

LOCATION: 7. Deer Valley Rd W to Bass Lake Rd SPECIFIC LOCATION: 0 ft from CITY/STATE: El Dorado Hills, CA															QC JOB #: 12004739 DIRECTION: EB DATE: Aug 24 2014			
Start Time	1 15	16 20	21 25	26 30	31 35	36 40	41 45	46 50	51 55	56 60	61 65	66 70	71 75	76 999	Total	Pace Speed	Number in Pace	
12:00 AM	0	0	0	0	0	0	5	4	16	14	7	2	1	0	49	51-60	29	
1:00 AM	2	0	0	0	0	0	3	2	13	17	6	0	0	0	43	51-60	29	
2:00 AM	0	0	0	1	0	0	2	3	5	6	1	0	0	0	18	52-61	10	
3:00 AM	1	0	0	0	0	0	0	3	4	2	3	0	0	0	13	46-55	7	
4:00 AM	0	0	0	0	0	1	1	1	1	1	2	0	0	0	7	56-65	3	
5:00 AM	0	0	0	0	0	1	0	2	3	4	2	1	1	0	14	51-60	7	
6:00 AM	2	0	0	0	0	0	1	2	5	17	5	3	0	0	35	52-61	22	
7:00 AM	3	0	0	0	0	1	1	13	26	24	11	1	0	0	80	51-60	49	
8:00 AM	11	0	0	0	0	1	6	12	45	39	17	3	0	0	134	51-60	84	
9:00 AM	8	0	0	0	0	0	3	26	73	63	11	1	0	0	185	51-60	136	
10:00 AM	26	0	0	0	0	0	14	37	83	75	14	0	0	0	249	51-60	158	
11:00 AM	12	0	0	0	0	0	1	32	119	69	25	0	0	0	258	51-60	188	
12:00 PM	14	0	0	0	1	0	3	53	107	91	21	3	1	0	294	51-60	197	
1:00 PM	14	0	0	0	0	1	5	58	131	116	35	1	0	0	361	51-60	246	
2:00 PM	17	0	0	0	0	1	15	63	136	123	29	3	0	0	387	51-60	259	
3:00 PM	14	0	0	0	0	2	12	46	103	108	35	7	1	0	328	51-60	211	
4:00 PM	18	0	0	0	0	1	5	48	143	133	32	5	0	1	386	51-60	276	
5:00 PM	5	0	0	0	1	0	5	46	111	131	26	7	1	0	333	51-60	241	
6:00 PM	4	1	0	0	0	1	5	38	86	105	28	2	0	0	270	51-60	191	
7:00 PM	4	0	0	0	0	4	8	27	75	78	17	2	1	0	216	51-60	153	
8:00 PM	5	0	0	0	0	0	5	31	87	62	10	2	0	0	202	51-60	149	
9:00 PM	1	0	0	0	0	0	1	24	56	38	12	0	0	0	132	51-60	93	
10:00 PM	4	0	0	0	0	0	1	17	37	34	9	1	0	0	103	51-60	71	
11:00 PM	2	0	0	0	0	0	0	5	11	10	4	2	1	0	35	51-60	21	
Day Total	167	1	0	1	2	14	102	593	1476	1360	362	46	7	1	4132	51-60	2836	
Percent	4.0%	0.0%	0.0%	0.0%	0.0%	0.3%	2.5%	14.4%	35.7%	32.9%	8.8%	1.1%	0.2%	0.0%				
ADT 4132																		
AM Peak Volume	10:00 AM	2:00 AM			4:00 AM	10:00 AM	10:00 AM	11:00 AM	10:00 AM	11:00 AM	6:00 AM	12:00 AM	11:00 AM			258		
	26	1			1	14	37	119	75	25	3	1						
PM Peak Volume	4:00 PM	6:00 PM	12:00 PM			7:00 PM	2:00 PM	2:00 PM	4:00 PM	4:00 PM	1:00 PM	3:00 PM	12:00 PM	4:00 PM	387			
	18	1	1			4	15	63	143	133	35	7	1	1				
<i>Comments:</i>																		

LOCATION: 7. Deer Valley Rd W to Bass Lake Rd SPECIFIC LOCATION: 0 ft from CITY/STATE: El Dorado Hills, CA															QC JOB #: 12004739 DIRECTION: EB DATE: Aug 25 2014			
Start Time	1 15	16 20	21 25	26 30	31 35	36 40	41 45	46 50	51 55	56 60	61 65	66 70	71 75	76 999	Total	Pace Speed	Number in Pace	
12:00 AM	0	0	0	0	0	0	1	3	8	4	5	1	0	0	22	51-60	12	
1:00 AM	1	0	0	0	0	0	0	4	3	2	1	1	0	0	12	48-57	6	
2:00 AM	0	0	0	0	0	0	1	0	1	3	1	0	1	0	7	51-60	4	
3:00 AM	0	0	0	0	0	0	0	2	3	2	0	0	0	0	7	51-60	5	
4:00 AM	0	0	0	0	0	0	2	1	5	4	2	2	0	0	16	51-60	9	
5:00 AM	1	0	0	0	0	1	1	4	11	6	5	3	0	0	32	51-60	17	
6:00 AM	5	0	0	0	1	3	2	15	33	28	17	1	0	0	105	51-60	60	
7:00 AM	12	0	0	0	0	2	8	50	99	81	21	0	0	0	273	51-60	179	
8:00 AM	6	0	0	0	0	12	6	33	83	95	16	1	1	0	253	51-60	178	
9:00 AM	6	0	0	0	1	5	4	32	56	71	19	1	0	0	195	51-60	126	
10:00 AM	6	0	0	0	0	3	11	47	80	47	13	2	0	0	209	51-60	127	
11:00 AM	14	0	0	0	0	0	8	62	81	74	21	3	0	0	263	51-60	155	
12:00 PM	11	0	0	0	0	0	5	60	125	92	21	1	0	0	315	51-60	216	
1:00 PM	18	0	0	3	2	1	17	58	120	90	17	0	0	0	326	51-60	210	
2:00 PM	13	0	0	1	0	13	33	89	142	113	18	1	0	0	423	51-60	255	
3:00 PM	14	0	0	0	1	6	27	81	174	142	24	5	0	0	474	51-60	315	
4:00 PM	27	0	0	0	0	10	21	57	205	169	37	2	0	0	528	51-60	373	
5:00 PM	28	0	0	0	0	0	6	69	228	200	50	5	0	1	587	51-60	428	
6:00 PM	9	0	0	0	0	0	8	41	153	156	44	7	0	0	418	51-60	309	
7:00 PM	5	0	0	0	0	1	6	31	105	102	27	0	0	0	277	51-60	206	
8:00 PM	5	0	0	0	0	1	3	60	106	65	10	0	0	0	250	51-60	171	
9:00 PM	5	0	0	0	0	2	8	35	56	56	13	3	0	0	178	51-60	111	
10:00 PM	1	0	0	0	0	0	6	20	43	27	2	2	0	0	101	51-60	70	
11:00 PM	1	0	0	0	0	0	4	2	7	13	3	2	0	0	32	51-60	20	
Day Total	188	0	0	4	5	60	188	856	1927	1642	387	43	2	1	5303	51-60	3568	
Percent	3.5%	0.0%	0.0%	0.1%	0.1%	1.1%	3.5%	16.1%	36.3%	31.0%	7.3%	0.8%	0.0%	0.0%				
ADT 5303																		
AM Peak Volume	11:00 AM					6:00 AM	8:00 AM	10:00 AM	11:00 AM	7:00 AM	8:00 AM	7:00 AM	5:00 AM	2:00 AM	7:00 AM			
	14					1	12	11	62	99	95	21	3	1	273			
PM Peak Volume	5:00 PM	1:00 PM		1:00 PM	2:00 PM	2:00 PM	2:00 PM	5:00 PM	5:00 PM	5:00 PM	6:00 PM	5:00 PM			5:00 PM			
	28	3		2	13	33	89	228	200	50	7	1			587			
<i>Comments:</i>																		

LOCATION: 7. Deer Valley Rd W to Bass Lake Rd SPECIFIC LOCATION: 0 ft from CITY/STATE: El Dorado Hills, CA															QC JOB #: 12004739 DIRECTION: EB DATE: Aug 26 2014		
Start Time	1 15	16 20	21 25	26 30	31 35	36 40	41 45	46 50	51 55	56 60	61 65	66 70	71 75	76 999	Total	Pace Speed	Number in Pace
12:00 AM	0	0	0	0	0	0	0	6	8	9	5	1	0	0	29	51-60	17
1:00 AM	0	0	0	0	0	1	1	1	1	2	1	0	1	0	8	56-65	3
2:00 AM	0	0	0	0	0	0	1	3	3	3	2	0	0	0	12	56-65	5
3:00 AM	0	0	1	0	1	0	1	0	0	1	0	0	0	0	4	16-25	1
4:00 AM	0	0	0	0	1	0	1	3	2	4	1	1	0	0	13	51-60	6
5:00 AM	2	0	0	0	0	1	1	3	5	13	5	0	0	0	30	51-60	18
6:00 AM	3	0	0	0	0	2	6	18	26	29	11	3	0	0	98	51-60	54
7:00 AM	18	0	0	0	0	0	11	46	91	81	10	2	0	0	259	51-60	171
8:00 AM	18	0	0	0	0	0	9	47	112	82	22	5	0	0	295	51-60	193
9:00 AM	4	0	0	0	0	0	9	38	72	69	18	2	0	0	212	51-60	141
10:00 AM	5	0	0	0	1	1	7	21	66	77	26	4	0	0	208	51-60	143
11:00 AM	4	0	0	0	1	1	3	43	90	75	20	3	1	0	241	51-60	165
12:00 PM	15	0	0	0	0	3	12	56	134	77	15	3	1	0	316	51-60	210
1:00 PM	12	0	0	0	0	1	13	45	140	109	25	1	0	0	346	51-60	249
2:00 PM	12	0	0	0	0	4	15	70	154	109	32	0	0	0	396	51-60	263
3:00 PM	16	0	0	7	1	7	26	62	178	155	40	2	1	0	495	51-60	333
4:00 PM	29	0	0	0	0	0	15	63	216	184	22	3	0	0	532	51-60	399
5:00 PM	19	0	0	0	0	1	3	49	236	234	46	5	0	0	593	51-60	469
6:00 PM	11	0	0	0	2	5	11	62	177	150	36	6	0	0	460	51-60	327
7:00 PM	8	0	0	0	1	4	14	40	101	81	24	4	0	0	277	51-60	181
8:00 PM	5	0	0	0	0	0	8	46	139	53	11	3	1	0	266	51-60	192
9:00 PM	6	0	0	3	3	1	4	46	71	43	8	1	0	0	186	47-56	116
10:00 PM	1	0	0	0	0	0	4	18	38	37	13	2	0	0	113	51-60	75
11:00 PM	0	0	0	0	0	0	1	2	18	20	6	1	1	0	49	51-60	38
Day Total	188	0	1	10	11	32	176	788	2078	1697	399	52	6	0	5438	51-60	3774
Percent	3.5%	0.0%	0.0%	0.2%	0.2%	0.6%	3.2%	14.5%	38.2%	31.2%	7.3%	1.0%	0.1%	0.0%			
ADT 5438																	
AM Peak Volume	7:00 AM	3:00 AM	3:00 AM	6:00 AM	7:00 AM	8:00 AM	8:00 AM	8:00 AM	10:00 AM	8:00 AM	1:00 AM				8:00 AM		
	18	1	1	2	11	47	112	82	26	5	1				295		
PM Peak Volume	4:00 PM	3:00 PM	9:00 PM	3:00 PM	3:00 PM	2:00 PM	5:00 PM	5:00 PM	5:00 PM	6:00 PM	12:00 PM				5:00 PM		
	29	7	3	7	26	70	236	234	46	6	1				593		
<i>Comments:</i>																	

LOCATION: 7. Deer Valley Rd W to Bass Lake Rd SPECIFIC LOCATION: 0 ft from CITY/STATE: El Dorado Hills, CA															QC JOB #: 12004739 DIRECTION: EB DATE: Aug 27 2014			
Start Time	15	16	21	26	31	36	41	46	51	56	61	66	71	76	Total	Pace Speed	Number in Pace	
	15	20	25	30	35	40	45	50	55	60	65	70	75	999				
12:00 AM	1	0	0	0	0	0	1	2	12	8	5	1	0	0	30	51-60	20	
1:00 AM	0	0	0	0	0	0	0	1	6	5	5	1	0	0	18	51-60	11	
2:00 AM	0	0	0	0	0	0	0	3	2	2	3	0	0	0	10	46-55	5	
3:00 AM	1	0	0	0	0	0	0	2	4	1	2	0	0	0	10	46-55	6	
4:00 AM	0	0	0	0	0	0	1	4	4	4	2	0	0	0	15	51-60	8	
5:00 AM	1	0	0	0	0	1	3	2	5	10	5	0	0	0	27	51-60	15	
6:00 AM	6	0	0	0	0	4	8	9	26	32	10	5	0	0	100	51-60	58	
7:00 AM	15	0	0	0	0	0	18	46	119	60	12	2	0	0	272	51-60	179	
8:00 AM	13	0	0	0	0	8	22	59	93	84	25	3	0	0	307	51-60	177	
9:00 AM	10	0	0	0	1	1	15	38	64	74	17	0	0	0	220	51-60	138	
10:00 AM	10	0	0	0	2	1	15	44	74	63	15	2	0	0	226	51-60	137	
11:00 AM	11	0	0	3	0	2	18	58	126	73	21	1	1	0	314	51-60	199	
12:00 PM	14	0	0	0	0	3	27	79	134	62	8	1	0	1	329	46-55	213	
1:00 PM	14	0	0	0	0	3	10	69	123	88	15	2	0	0	324	51-60	211	
2:00 PM	21	0	0	0	0	1	21	92	165	107	22	1	0	0	430	51-60	271	
3:00 PM	11	0	0	0	0	0	30	107	175	156	23	3	0	0	505	51-60	331	
4:00 PM	22	0	0	0	1	5	20	68	172	198	34	8	0	0	528	51-60	370	
5:00 PM	18	0	0	0	3	4	17	65	218	176	28	7	2	0	538	51-60	394	
6:00 PM	16	0	0	0	0	7	11	55	206	170	32	3	0	0	500	51-60	376	
7:00 PM	11	0	0	0	0	2	10	45	100	134	24	3	0	0	329	51-60	234	
8:00 PM	10	0	0	0	0	1	8	58	107	59	9	2	0	0	254	51-60	166	
9:00 PM	9	0	0	0	0	0	8	40	78	48	15	4	0	0	202	51-60	125	
10:00 PM	3	0	0	0	0	0	3	21	47	35	14	2	0	0	125	51-60	82	
11:00 PM	0	0	0	0	0	0	0	13	20	19	5	0	2	0	59	51-60	38	
Day Total	217	0	0	3	7	43	266	980	2080	1668	351	51	5	1	5672	51-60	3748	
Percent	3.8%	0.0%	0.0%	0.1%	0.1%	0.8%	4.7%	17.3%	36.7%	29.4%	6.2%	0.9%	0.1%	0.0%				
ADT 5672																		
AM Peak	7:00 AM 11:00 AM 10:00 AM 8:00 AM 8:00 AM 8:00 AM 11:00 AM 8:00 AM 8:00 AM 6:00 AM 11:00 AM															11:00 AM		
Volume	15 3 2 8 22 59 126 84 25 5 1															314		
PM Peak	4:00 PM 5:00 PM 6:00 PM 3:00 PM 3:00 PM 5:00 PM 4:00 PM 4:00 PM 4:00 PM 5:00 PM 12:00 PM															5:00 PM		
Volume	22 3 7 30 107 218 198 34 8 2 1															538		
<i>Comments:</i>																		

LOCATION: 7. Deer Valley Rd W to Bass Lake Rd SPECIFIC LOCATION: 0 ft from CITY/STATE: El Dorado Hills, CA															QC JOB #: 12004739 DIRECTION: EB DATE: Aug 28 2014			
Start Time	1 15	16 20	21 25	26 30	31 35	36 40	41 45	46 50	51 55	56 60	61 65	66 70	71 75	76 999	Total	Pace Speed	Number in Pace	
12:00 AM	0	0	0	0	0	0	0	4	9	8	5	1	0	0	27	51-60	17	
1:00 AM	0	0	0	0	0	0	0	0	5	3	1	0	0	0	9	52-61	7	
2:00 AM	0	0	0	0	0	0	0	2	4	2	1	0	0	0	9	51-60	6	
3:00 AM	0	0	0	0	0	0	1	3	2	2	0	0	0	0	8	46-55	5	
4:00 AM	0	0	0	0	0	0	0	0	5	3	2	1	0	0	11	52-61	7	
5:00 AM	1	0	0	0	0	0	0	2	7	11	5	1	1	0	28	51-60	18	
6:00 AM	6	0	0	0	1	5	5	13	39	28	9	1	0	0	107	51-60	66	
7:00 AM	17	0	0	0	0	0	19	48	81	74	15	3	0	0	257	51-60	155	
8:00 AM	13	0	0	1	4	2	6	46	119	88	19	4	0	1	303	51-60	207	
9:00 AM	11	0	0	0	0	0	9	38	76	76	10	1	0	0	221	51-60	151	
10:00 AM	11	0	0	0	4	4	8	63	95	48	7	1	0	0	241	46-55	158	
11:00 AM	10	0	0	1	0	4	15	43	105	90	16	2	0	0	286	51-60	195	
12:00 PM	12	0	0	0	0	5	8	47	120	86	30	5	0	0	313	51-60	205	
1:00 PM	11	0	1	1	0	4	32	75	161	80	12	0	0	0	377	51-60	241	
2:00 PM	12	0	0	0	0	0	15	49	156	141	24	4	1	0	402	51-60	297	
3:00 PM	17	0	0	0	14	1	32	93	176	139	28	5	0	0	505	51-60	314	
4:00 PM	25	0	0	0	5	12	28	81	249	169	29	1	0	0	599	51-60	417	
5:00 PM	26	0	0	0	0	1	6	50	213	205	65	3	0	0	569	51-60	418	
6:00 PM	16	0	0	0	1	7	5	34	198	178	34	2	0	0	475	51-60	376	
7:00 PM	6	0	0	0	0	2	13	53	137	94	12	2	0	1	320	51-60	231	
8:00 PM	9	0	0	0	0	4	29	62	133	59	4	2	0	0	302	46-55	195	
9:00 PM	6	0	0	0	0	1	6	26	86	58	13	3	0	1	200	51-60	144	
10:00 PM	6	0	0	0	0	0	2	14	57	59	19	4	0	0	161	51-60	116	
11:00 PM	1	0	0	0	0	0	1	7	24	17	4	3	0	0	57	51-60	41	
Day Total	216	0	1	3	29	52	240	853	2257	1718	364	49	2	3	5787	51-60	3975	
Percent	3.7%	0.0%	0.0%	0.1%	0.5%	0.9%	4.1%	14.7%	39.0%	29.7%	6.3%	0.8%	0.0%	0.1%				
ADT 5787																		
AM Peak Volume	7:00 AM	8:00 AM			8:00 AM	6:00 AM	7:00 AM	10:00 AM	8:00 AM	11:00 AM	8:00 AM	8:00 AM	5:00 AM	8:00 AM	8:00 AM			
	17	1			4	5	19	63	119	90	19	4	1	1	303			
PM Peak Volume	5:00 PM	1:00 PM		1:00 PM	3:00 PM	4:00 PM	1:00 PM	3:00 PM	4:00 PM	5:00 PM	5:00 PM	12:00 PM	2:00 PM	7:00 PM	4:00 PM			
	26	1		1	14	12	32	93	249	205	65	5	1	1	599			
<i>Comments:</i>																		

LOCATION: 7. Deer Valley Rd W to Bass Lake Rd SPECIFIC LOCATION: 0 ft from CITY/STATE: El Dorado Hills, CA															QC JOB #: 12004739 DIRECTION: EB DATE: Aug 29 2014			
Start Time	1 15	16 20	21 25	26 30	31 35	36 40	41 45	46 50	51 55	56 60	61 65	66 70	71 75	76 999	Total	Pace Speed	Number in Pace	
12:00 AM	1	0	0	0	0	0	1	1	10	8	5	0	0	0	26	51-60	18	
1:00 AM	0	0	0	0	0	0	0	2	9	7	2	0	0	0	20	51-60	15	
2:00 AM	0	0	0	0	0	0	0	1	3	2	1	1	0	0	8	51-60	5	
3:00 AM	0	0	0	0	0	0	0	2	3	2	0	0	0	0	7	51-60	5	
4:00 AM	0	0	0	0	0	0	2	1	1	2	2	0	0	0	8	56-65	4	
5:00 AM	1	0	0	0	0	0	5	8	7	13	3	1	0	0	38	51-60	20	
6:00 AM	5	0	0	0	0	1	5	16	29	30	10	2	0	0	98	51-60	59	
7:00 AM	11	0	0	0	0	2	11	52	94	47	14	2	0	0	233	46-55	146	
8:00 AM	7	0	0	0	0	5	9	49	114	81	11	1	0	1	278	51-60	194	
9:00 AM	18	0	0	1	5	2	23	41	74	63	16	1	0	0	244	51-60	137	
10:00 AM	10	0	0	0	1	2	10	48	76	72	9	1	1	0	230	51-60	148	
11:00 AM	12	0	0	0	0	1	9	50	108	69	19	1	1	0	270	51-60	177	
12:00 PM	10	0	0	0	0	2	10	80	139	102	20	1	1	0	365	51-60	240	
1:00 PM	17	0	0	0	0	8	24	63	165	86	17	1	0	0	381	51-60	250	
2:00 PM	14	0	0	0	0	4	15	80	193	120	27	1	0	0	454	51-60	313	
3:00 PM	18	0	0	0	0	5	13	110	197	182	50	3	2	0	580	51-60	378	
4:00 PM	31	0	0	0	0	3	18	84	245	200	34	3	0	0	618	51-60	445	
5:00 PM	21	0	0	0	0	3	18	80	228	177	31	3	0	0	561	51-60	404	
6:00 PM	13	0	0	0	0	4	22	63	153	162	41	2	0	0	460	51-60	314	
7:00 PM	12	0	0	0	0	1	10	51	114	82	18	2	0	0	290	51-60	195	
8:00 PM	7	0	0	0	0	1	11	23	117	61	10	5	0	0	235	51-60	177	
9:00 PM	3	0	0	0	1	2	13	32	93	50	16	0	0	0	210	51-60	143	
10:00 PM	1	0	0	0	0	2	7	25	75	57	13	0	0	0	180	51-60	132	
11:00 PM	3	0	0	0	0	1	2	13	46	56	20	4	0	0	145	51-60	101	
Day Total	215	0	0	1	7	49	238	975	2293	1731	389	35	5	1	5939	51-60	4023	
Percent	3.6%	0.0%	0.0%	0.0%	0.1%	0.8%	4.0%	16.4%	38.6%	29.1%	6.5%	0.6%	0.1%	0.0%				
ADT 5939																		
AM Peak Volume	9:00 AM			9:00 AM	9:00 AM	8:00 AM	9:00 AM	7:00 AM	8:00 AM	8:00 AM	11:00 AM	6:00 AM	10:00 AM	8:00 AM	8:00 AM			
	18			1	5	5	23	52	114	81	19	2	1	1	278			
PM Peak Volume	4:00 PM				9:00 PM	1:00 PM	1:00 PM	3:00 PM	4:00 PM	4:00 PM	3:00 PM	8:00 PM	3:00 PM		4:00 PM			
	31				1	8	24	110	245	200	50	5	2		618			
<i>Comments:</i>																		

LOCATION: 7. Deer Valley Rd W to Bass Lake Rd														QC JOB #: 12004739			
SPECIFIC LOCATION: 0 ft from														DIRECTION: EB			
CITY/STATE: El Dorado Hills, CA														DATE: Aug 23 2014 - Aug 29 2014			
Start Time	1 15	16 20	21 25	26 30	31 35	36 40	41 45	46 50	51 55	56 60	61 65	66 70	71 75	76 999	Total	Pace Speed	Number in Pace
Grand Total	1401	1	2	22	61	271	1333	5725	13885	11415	2676	333	36	8	37169	51-60	25300
Percent	3.8%	0.0%	0.0%	0.1%	0.2%	0.7%	3.6%	15.4%	37.4%	30.7%	7.2%	0.9%	0.1%	0.0%			
Cumulative Percent	3.8%	3.8%	3.8%	3.8%	4.0%	4.7%	8.3%	23.7%	61.1%	91.8%	99.0%	99.9%	100.0%	100.0%			
ADT 5309															85th Percentile 58 MPH Mean Speed(Average) 52 MPH		
<i>Comments:</i>															Median 53 MPH Mode: 53 MPH		

Report generated on 9/2/2014 8:15 AM

SOURCE: Quality Counts, LLC (<http://www.qualitycounts.net>)



LOCATION: 8. Bass Lake Rd to Cameron Park Dr SPECIFIC LOCATION: 0 ft from CITY/STATE: El Dorado Hills, CA							QC JOB #: 12004740 DIRECTION: WB DATE: May 03 2014 - May 04 2014			
Start Time	Mon	Tue	Wed	Thu	Fri	Average Weekday Hourly Traffic	Sat 03-May-14	Sun 04-May-14	Average Week Hourly Traffic	Average Week Profile
12:00 AM						0	43	29	36	
1:00 AM						0	20	23	22	
2:00 AM						0	8	8	8	
3:00 AM						0	19	14	17	
4:00 AM						0	23	21	22	
5:00 AM						0	66	43	55	
6:00 AM						0	129	109	119	
7:00 AM						0	217	158	188	
8:00 AM						0	336	241	289	
9:00 AM						0	357	281	319	
10:00 AM						0	422	324	373	
11:00 AM						0	410	387	399	
12:00 PM						0	429	365	397	
1:00 PM						0	406	337	372	
2:00 PM						0	375	310	343	
3:00 PM						0	389	333	361	
4:00 PM						0	376	315	346	
5:00 PM						0	352	251	302	
6:00 PM						0	270	252	261	
7:00 PM						0	222	187	205	
8:00 PM						0	185	163	174	
9:00 PM						0	143	88	116	
10:00 PM						0	100	44	72	
11:00 PM						0	58	22	40	
Day Total						0	5355	4305	4836	
% Weekday Average										
% Week Average						0.0%	110.7%	89.0%		
AM Peak						12:00 AM	10:00 AM	11:00 AM	11:00 AM	
Volume						0	422	387	399	
PM Peak						12:00 PM	12:00 PM	12:00 PM	12:00 PM	
Volume						0	429	365	397	
<i>Comments:</i>										

LOCATION: 8. Bass Lake Rd to Cameron Park Dr SPECIFIC LOCATION: 0 ft from CITY/STATE: El Dorado Hills, CA						QC JOB #: 12004740 DIRECTION: WB DATE: May 05 2014 - May 09 2014				
Start Time	Mon 05-May-14	Tue 06-May-14	Wed 07-May-14	Thu 08-May-14	Fri 09-May-14	Average Weekday Hourly Traffic	Sat	Sun	Average Week Hourly Traffic	Average Week Profile
12:00 AM	15	13	17	9	11	13			13	
1:00 AM	6	15	16	15	9	12			12	
2:00 AM	9	10	10	9	9	9			9	
3:00 AM	25	14	16	17	10	16			16	
4:00 AM	43	44	44	44	41	43			43	
5:00 AM	157	167	161	157	141	157			157	
6:00 AM	337	379	369	374	316	355			355	
7:00 AM	584	603	574	582	574	583			583	
8:00 AM	487	483	525	501	471	493			493	
9:00 AM	326	326	327	322	346	329			329	
10:00 AM	306	325	363	341	353	338			338	
11:00 AM	305	311	333	295	316	312			312	
12:00 PM	393	329	370	347	341	356			356	
1:00 PM	387	362	362	346	421	376			376	
2:00 PM	382	395	433	386	469	413			413	
3:00 PM	378	399	451	404	468	420			420	
4:00 PM	365	382	405	422	427	400			400	
5:00 PM	412	477	419	407	423	428			428	
6:00 PM	286	347	376	335	352	339			339	
7:00 PM	259	229	234	244	223	238			238	
8:00 PM	174	168	171	164	179	171			171	
9:00 PM	98	96	104	114	137	110			110	
10:00 PM	52	51	45	54	100	60			60	
11:00 PM	29	31	26	36	43	33			33	
Day Total	5815	5956	6151	5925	6180	6004			6004	
% Weekday Average		99.2%	102.4%	98.7%	102.9%					
% Week Average	120.2%	99.2%	102.4%	98.7%	102.9%	100.0%				
AM Peak	7:00 AM	7:00 AM	7:00 AM	7:00 AM	7:00 AM	7:00 AM			7:00 AM	
Volume	584	603	574	582	574	583			583	
PM Peak	5:00 PM	5:00 PM	3:00 PM	4:00 PM	2:00 PM	5:00 PM			5:00 PM	
Volume	412	477	451	422	469	428			428	
<i>Comments:</i>										

LOCATION: 8. Bass Lake Rd to Cameron Park Dr SPECIFIC LOCATION: 0 ft from CITY/STATE: El Dorado Hills, CA						QC JOB #: 12004740 DIRECTION: WB DATE: Apr 28 2014 - May 02 2014		
Start Time	Mon 28-Apr-14	Tue 29-Apr-14	Wed 30-Apr-14	Thu 01-May-14	Fri 02-May-14	Average Weekday Hourly Traffic		Average Weekday Profile
12:00 AM	15	13	17	9	11	13		
1:00 AM	6	15	16	15	9	12		
2:00 AM	9	10	10	9	9	9		
3:00 AM	25	14	16	17	10	16		
4:00 AM	43	44	44	44	41	43		
5:00 AM	157	167	161	157	141	157		
6:00 AM	337	379	369	374	316	355		
7:00 AM	584	603	574	582	574	583		
8:00 AM	487	483	525	501	471	493		
9:00 AM	326	326	327	322	346	329		
10:00 AM	306	325	363	341	353	338		
11:00 AM	305	311	333	295	316	312		
12:00 PM	393	329	370	347	341	356		
1:00 PM	387	362	362	346	421	376		
2:00 PM	382	395	433	386	469	413		
3:00 PM	378	399	451	404	468	420		
4:00 PM	365	382	405	422	427	400		
5:00 PM	412	477	419	407	423	428		
6:00 PM	286	347	376	335	352	339		
7:00 PM	259	229	234	244	223	238		
8:00 PM	174	168	171	164	179	171		
9:00 PM	98	96	104	114	137	110		
10:00 PM	52	51	45	54	100	60		
11:00 PM	29	31	26	36	43	33		
Day Total	5815	5956	6151	5925	6180	6004		
% Weekday Average	96.9%	99.2%	102.4%	98.7%	102.9%			
% Week Average								
AM Peak Volume	7:00 AM 584	7:00 AM 603	7:00 AM 574	7:00 AM 582	7:00 AM 574	7:00 AM 583		
PM Peak Volume	5:00 PM 412	5:00 PM 477	3:00 PM 451	4:00 PM 422	2:00 PM 469	5:00 PM 428		
<i>Comments:</i>								

SUMMARY - Tube Count - Volume Data (Weekend)

LOCATION: 8. Bass Lake Rd to Cameron Park Dr SPECIFIC LOCATION: 0 ft from CITY/STATE: El Dorado Hills, CA				QC JOB #: 12004740 DIRECTION: WB DATE: May 03 2014 - May 04 2014		
Start Time			Sat 03-May-14	Sun 04-May-14	Average Weekend Hourly Traffic	Average Weekend Profile
12:00 AM			43	29	36	
1:00 AM			20	23	22	
2:00 AM			8	8	8	
3:00 AM			19	14	17	
4:00 AM			23	21	22	
5:00 AM			66	43	55	
6:00 AM			129	109	119	
7:00 AM			217	158	188	
8:00 AM			336	241	289	
9:00 AM			357	281	319	
10:00 AM			422	324	373	
11:00 AM			410	387	399	
12:00 PM			429	365	397	
1:00 PM			406	337	372	
2:00 PM			375	310	343	
3:00 PM			389	333	361	
4:00 PM			376	315	346	
5:00 PM			352	251	302	
6:00 PM			270	252	261	
7:00 PM			222	187	205	
8:00 PM			185	163	174	
9:00 PM			143	88	116	
10:00 PM			100	44	72	
11:00 PM			58	22	40	
Day Total			5355	4305	4836	
% Weekday Average						
% Week Average			110.7%	89.0%		
AM Peak			10:00 AM	11:00 AM	11:00 AM	
Volume			422	387	399	
PM Peak			12:00 PM	12:00 PM	12:00 PM	
Volume			429	365	397	
<i>Comments:</i>						

LOCATION: 8. Bass Lake Rd to Cameron Park Dr
SPECIFIC LOCATION: 0 ft from
CITY/STATE: El Dorado Hills, CA

QC JOB #: 12004740
DIRECTION: WB
DATE: Apr 28 2014 - May 04 2014

Start Time	Mon 28-Apr-14	Tue 29-Apr-14	Wed 30-Apr-14	Thu 01-May-14	Fri 02-May-14	Average Weekday Hourly Traffic	Sat 03-May-14	Sun 04-May-14	Average Week Hourly Traffic	Average Week Profile
12:00 AM	15	13	17	9	11	13	43	29	20	
1:00 AM	6	15	16	15	9	12	20	23	15	
2:00 AM	9	10	10	9	9	9	8	8	9	
3:00 AM	25	14	16	17	10	16	19	14	16	
4:00 AM	43	44	44	44	41	43	23	21	37	
5:00 AM	157	167	161	157	141	157	66	43	127	
6:00 AM	337	379	369	374	316	355	129	109	288	
7:00 AM	584	603	574	582	574	583	217	158	470	
8:00 AM	487	483	525	501	471	493	336	241	435	
9:00 AM	326	326	327	322	346	329	357	281	326	
10:00 AM	306	325	363	341	353	338	422	324	348	
11:00 AM	305	311	333	295	316	312	410	387	337	
12:00 PM	393	329	370	347	341	356	429	365	368	
1:00 PM	387	362	362	346	421	376	406	337	374	
2:00 PM	382	395	433	386	469	413	375	310	393	
3:00 PM	378	399	451	404	468	420	389	333	403	
4:00 PM	365	382	405	422	427	400	376	315	385	
5:00 PM	412	477	419	407	423	428	352	251	392	
6:00 PM	286	347	376	335	352	339	270	252	317	
7:00 PM	259	229	234	244	223	238	222	187	228	
8:00 PM	174	168	171	164	179	171	185	163	172	
9:00 PM	98	96	104	114	137	110	143	88	111	
10:00 PM	52	51	45	54	100	60	100	44	64	
11:00 PM	29	31	26	36	43	33	58	22	35	
Day Total	5815	5956	6151	5925	6180	6004	5355	4305	5670	
% Weekday Average	96.9%	99.2%	102.4%	98.7%	102.9%					
% Week Average	102.6%	105.0%	108.5%	104.5%	109.0%	105.9%	94.4%	75.9%		
AM Peak Volume	7:00 AM 584	7:00 AM 603	7:00 AM 574	7:00 AM 582	7:00 AM 574	7:00 AM 583	10:00 AM 422	11:00 AM 387	7:00 AM 470	
PM Peak Volume	5:00 PM 412	5:00 PM 477	3:00 PM 451	4:00 PM 422	2:00 PM 469	5:00 PM 428	12:00 PM 429	12:00 PM 365	3:00 PM 403	

Comments:

LOCATION: 8. Bass Lake Rd to Cameron Park Dr SPECIFIC LOCATION: 0 ft from CITY/STATE: El Dorado Hills, CA														QC JOB #: 12004740 DIRECTION: WB DATE: May 03 2014	
Start Time	Motor-cycles	Cars & Trailer	2 Axle Long	Buses	2 Axle 6 Tire	3 Axle Single	4 Axle Single	<5 Axle Double	5 Axle Double	>6 Axle Double	<6 Axle Multi	6 Axle Multi	>6 Axle Multi	Not Classified	Total
12:00 AM	0	35	5	0	2	0	0	0	0	0	0	0	0	1	43
1:00 AM	0	19	1	0	0	0	0	0	0	0	0	0	0	0	20
2:00 AM	0	7	1	0	0	0	0	0	0	0	0	0	0	0	8
3:00 AM	0	16	3	0	0	0	0	0	0	0	0	0	0	0	19
4:00 AM	0	20	3	0	0	0	0	0	0	0	0	0	0	0	23
5:00 AM	1	45	13	1	4	0	0	1	0	0	0	0	0	1	66
6:00 AM	2	83	28	0	11	0	0	3	0	0	0	0	0	2	129
7:00 AM	5	149	47	0	12	0	0	0	0	0	0	0	0	4	217
8:00 AM	4	232	70	0	13	0	0	2	0	0	0	0	0	15	336
9:00 AM	1	243	74	0	15	0	0	1	0	0	0	0	0	23	357
10:00 AM	4	295	82	1	18	1	0	1	0	0	1	0	0	19	422
11:00 AM	7	283	75	1	18	1	0	4	0	0	0	0	0	21	410
12:00 PM	10	302	79	0	20	0	0	2	0	0	0	0	0	16	429
1:00 PM	11	268	90	1	15	0	0	2	0	0	0	0	0	19	406
2:00 PM	7	266	67	0	13	0	0	3	0	0	0	0	0	19	375
3:00 PM	13	285	56	1	18	0	0	3	0	0	0	0	0	13	389
4:00 PM	10	271	54	0	15	0	0	3	0	0	0	0	0	23	376
5:00 PM	1	257	55	1	14	0	0	1	0	0	0	0	0	23	352
6:00 PM	6	208	39	0	6	0	0	1	0	0	0	0	0	10	270
7:00 PM	3	171	31	0	8	0	0	1	0	0	0	0	0	8	222
8:00 PM	1	140	30	0	5	0	0	0	0	0	0	0	0	9	185
9:00 PM	0	117	17	0	4	0	0	0	0	0	0	0	0	5	143
10:00 PM	2	70	20	0	4	0	0	0	0	0	0	0	0	4	100
11:00 PM	0	47	9	0	1	0	0	1	0	0	0	0	0	0	58
Day Total	88	3829	949	6	216	2	0	29	0	0	1	0	0	235	5355
Percent	1.6%	71.5%	17.7%	0.1%	4.0%	0.0%	0.0%	0.5%	0.0%	0.0%	0.0%	0.0%	0.0%	4.4%	
ADT 5355															
AM Peak Volume	11:00 AM	10:00 AM	10:00 AM	5:00 AM	10:00 AM	10:00 AM		11:00 AM			10:00 AM			9:00 AM	10:00 AM
	7	295	82	1	18	1		4			1			23	422
PM Peak Volume	3:00 PM	12:00 PM	1:00 PM	1:00 PM	12:00 PM			2:00 PM						4:00 PM	12:00 PM
	13	302	90	1	20			3						23	429
<i>Comments:</i>															

LOCATION: 8. Bass Lake Rd to Cameron Park Dr SPECIFIC LOCATION: 0 ft from CITY/STATE: El Dorado Hills, CA														QC JOB #: 12004740 DIRECTION: WB DATE: May 04 2014	
Start Time	Motor-cycles	Cars & Trailer	2 Axle Long	Buses	2 Axle 6 Tire	3 Axle Single	4 Axle Single	<5 Axle Double	5 Axle Double	>6 Axle Double	<6 Axle Multi	6 Axle Multi	>6 Axle Multi	Not Classified	Total
12:00 AM	0	23	3	0	3	0	0	0	0	0	0	0	0	0	29
1:00 AM	0	20	3	0	0	0	0	0	0	0	0	0	0	0	23
2:00 AM	0	7	1	0	0	0	0	0	0	0	0	0	0	0	8
3:00 AM	1	10	1	0	1	0	0	0	0	0	0	0	0	1	14
4:00 AM	0	15	5	0	0	0	0	0	0	0	0	0	0	1	21
5:00 AM	0	25	12	0	4	0	0	0	0	0	0	0	0	2	43
6:00 AM	0	80	18	0	6	0	0	3	0	0	0	0	0	2	109
7:00 AM	1	127	20	0	8	0	0	0	0	0	0	0	0	2	158
8:00 AM	1	166	50	1	10	0	0	1	0	0	0	0	0	12	241
9:00 AM	9	202	42	1	13	0	0	1	0	0	0	0	0	13	281
10:00 AM	7	233	63	0	13	0	0	2	0	0	0	0	0	6	324
11:00 AM	5	287	67	0	12	0	0	2	0	0	0	0	0	14	387
12:00 PM	7	252	71	0	16	0	0	4	0	0	0	0	0	15	365
1:00 PM	9	240	62	0	15	0	0	1	0	0	0	0	0	10	337
2:00 PM	11	213	62	0	14	0	0	0	0	0	0	0	0	10	310
3:00 PM	5	230	62	0	26	0	0	2	0	0	0	0	0	8	333
4:00 PM	7	222	63	0	9	0	0	1	0	0	0	0	0	13	315
5:00 PM	4	176	47	0	10	0	0	3	0	0	0	0	0	11	251
6:00 PM	1	182	51	0	10	0	0	0	0	0	0	0	0	8	252
7:00 PM	4	140	32	0	2	0	0	1	0	0	0	0	0	8	187
8:00 PM	0	126	29	1	4	0	0	1	0	0	0	0	0	2	163
9:00 PM	0	70	14	0	3	0	0	0	0	0	0	0	0	1	88
10:00 PM	0	35	9	0	0	0	0	0	0	0	0	0	0	0	44
11:00 PM	0	21	1	0	0	0	0	0	0	0	0	0	0	0	22
Day Total	72	3102	788	3	179	0	0	22	0	0	0	0	0	139	4305
Percent	1.7%	72.1%	18.3%	0.1%	4.2%	0.0%	0.0%	0.5%	0.0%	0.0%	0.0%	0.0%	0.0%	3.2%	
ADT 4305															
AM Peak	9:00 AM	11:00 AM	11:00 AM	8:00 AM	9:00 AM			6:00 AM						11:00 AM	11:00 AM
Volume	9	287	67	1	13			3						14	387
PM Peak	2:00 PM	12:00 PM	12:00 PM	8:00 PM	3:00 PM			12:00 PM						12:00 PM	12:00 PM
Volume	11	252	71	1	26			4						15	365
<i>Comments:</i>															

LOCATION: 8. Bass Lake Rd to Cameron Park Dr SPECIFIC LOCATION: 0 ft from CITY/STATE: El Dorado Hills, CA														QC JOB #: 12004740 DIRECTION: WB DATE: May 05 2014	
Start Time	Motor-cycles	Cars & Trailer	2 Axle Long	Buses	2 Axle 6 Tire	3 Axle Single	4 Axle Single	<5 Axle Double	5 Axle Double	>6 Axle Double	<6 Axle Multi	6 Axle Multi	>6 Axle Multi	Not Classified	Total
12:00 AM	0	12	2	0	0	0	0	1	0	0	0	0	0	0	15
1:00 AM	0	5	1	0	0	0	0	0	0	0	0	0	0	0	6
2:00 AM	0	6	1	1	0	0	0	0	0	0	0	0	0	1	9
3:00 AM	0	17	7	0	1	0	0	0	0	0	0	0	0	0	25
4:00 AM	0	32	8	0	2	0	0	1	0	0	0	0	0	0	43
5:00 AM	1	109	32	0	13	1	0	0	0	0	0	0	0	1	157
6:00 AM	1	220	79	7	23	1	0	3	0	0	0	0	0	3	337
7:00 AM	0	410	125	3	20	1	0	6	0	0	0	0	0	19	584
8:00 AM	1	342	99	1	18	0	0	2	0	0	0	0	0	24	487
9:00 AM	2	225	68	0	18	1	0	3	0	0	0	0	0	9	326
10:00 AM	0	207	73	1	12	0	0	2	1	0	0	0	0	10	306
11:00 AM	1	212	64	2	10	0	0	2	0	0	0	0	0	14	305
12:00 PM	6	282	73	7	13	0	0	2	0	0	0	0	0	10	393
1:00 PM	1	273	69	3	15	3	0	2	0	0	0	0	0	21	387
2:00 PM	1	264	61	1	22	1	0	3	1	0	0	0	0	28	382
3:00 PM	1	258	76	1	19	0	0	0	1	0	0	0	0	22	378
4:00 PM	4	261	63	1	14	0	0	0	0	0	0	0	0	22	365
5:00 PM	2	284	83	0	14	0	0	2	0	0	0	0	0	27	412
6:00 PM	1	215	43	1	8	0	0	0	0	0	0	0	0	18	286
7:00 PM	1	194	48	1	5	0	0	0	0	0	0	0	0	10	259
8:00 PM	2	135	27	0	4	0	0	1	0	0	0	0	0	5	174
9:00 PM	1	74	19	0	3	0	0	0	0	0	0	0	0	1	98
10:00 PM	1	39	8	0	2	0	0	1	0	0	0	0	0	1	52
11:00 PM	0	25	4	0	0	0	0	0	0	0	0	0	0	0	29
Day Total	27	4101	1133	30	236	8	0	31	3	0	0	0	0	246	5815
Percent	0.5%	70.5%	19.5%	0.5%	4.1%	0.1%	0.0%	0.5%	0.1%	0.0%	0.0%	0.0%	0.0%	4.2%	
ADT 5815															
AM Peak	9:00 AM	7:00 AM	7:00 AM	6:00 AM	6:00 AM	5:00 AM		7:00 AM	10:00 AM					8:00 AM	7:00 AM
Volume	2	410	125	7	23	1		6	1					24	584
PM Peak	12:00 PM	5:00 PM	5:00 PM	12:00 PM	2:00 PM	1:00 PM		2:00 PM	2:00 PM					2:00 PM	5:00 PM
Volume	6	284	83	7	22	3		3	1					28	412
<i>Comments:</i>															

LOCATION: 8. Bass Lake Rd to Cameron Park Dr SPECIFIC LOCATION: 0 ft from CITY/STATE: El Dorado Hills, CA														QC JOB #: 12004740 DIRECTION: WB DATE: May 06 2014	
Start Time	Motor-cycles	Cars & Trailer	2 Axle Long	Buses	2 Axle 6 Tire	3 Axle Single	4 Axle Single	<5 Axle Double	5 Axle Double	>6 Axle Double	<6 Axle Multi	6 Axle Multi	>6 Axle Multi	Not Classified	Total
12:00 AM	0	11	2	0	0	0	0	0	0	0	0	0	0	0	13
1:00 AM	1	9	5	0	0	0	0	0	0	0	0	0	0	0	15
2:00 AM	0	6	4	0	0	0	0	0	0	0	0	0	0	0	10
3:00 AM	0	14	0	0	0	0	0	0	0	0	0	0	0	0	14
4:00 AM	0	28	10	0	5	0	0	0	0	0	0	0	0	1	44
5:00 AM	2	112	38	0	13	1	0	0	0	0	0	0	0	1	167
6:00 AM	2	253	73	7	30	0	0	2	0	0	0	0	0	12	379
7:00 AM	3	406	138	2	22	0	0	4	0	0	0	0	0	28	603
8:00 AM	1	343	88	2	18	1	0	4	0	0	0	0	0	26	483
9:00 AM	1	239	60	1	14	0	0	3	1	0	0	0	0	7	326
10:00 AM	2	216	72	0	17	1	0	6	0	0	0	0	0	11	325
11:00 AM	0	208	68	2	17	1	0	1	0	0	0	0	0	14	311
12:00 PM	1	224	69	2	18	2	0	1	0	0	0	0	0	12	329
1:00 PM	3	255	54	8	23	1	0	1	0	0	0	0	0	17	362
2:00 PM	1	284	66	0	12	1	0	1	0	0	0	0	0	30	395
3:00 PM	5	267	88	1	14	0	0	1	0	0	0	0	0	23	399
4:00 PM	6	263	68	2	9	0	0	1	2	0	0	0	0	31	382
5:00 PM	2	348	87	0	11	1	0	0	0	0	0	0	0	28	477
6:00 PM	0	262	50	0	9	0	0	0	0	0	0	0	0	26	347
7:00 PM	3	163	44	0	10	0	0	0	0	0	0	0	0	9	229
8:00 PM	2	117	33	1	7	0	0	1	0	0	0	0	0	7	168
9:00 PM	2	76	15	0	2	0	0	0	0	0	0	0	0	1	96
10:00 PM	0	44	4	0	1	0	0	1	0	0	0	0	0	1	51
11:00 PM	0	24	6	0	0	0	0	0	0	0	0	0	0	1	31
Day Total	37	4172	1142	28	252	9	0	27	3	0	0	0	0	286	5956
Percent	0.6%	70.0%	19.2%	0.5%	4.2%	0.2%	0.0%	0.5%	0.1%	0.0%	0.0%	0.0%	0.0%	4.8%	
ADT 5956															
AM Peak Volume	7:00 AM	7:00 AM	7:00 AM	6:00 AM	6:00 AM	5:00 AM		10:00 AM	9:00 AM					7:00 AM	7:00 AM
	3	406	138	7	30	1		6	1					28	603
PM Peak Volume	4:00 PM	5:00 PM	3:00 PM	1:00 PM	1:00 PM	12:00 PM		12:00 PM	4:00 PM					4:00 PM	5:00 PM
	6	348	88	8	23	2		1	2					31	477
<i>Comments:</i>															

LOCATION: 8. Bass Lake Rd to Cameron Park Dr
SPECIFIC LOCATION: 0 ft from
CITY/STATE: El Dorado Hills, CA

QC JOB #: 12004740
DIRECTION: WB
DATE: May 07 2014

Start Time	Motor-cycles	Cars & Trailer	2 Axle Long	Buses	2 Axle 6 Tire	3 Axle Single	4 Axle Single	<5 Axle Double	5 Axle Double	>6 Axle Double	<6 Axle Multi	6 Axle Multi	>6 Axle Multi	Not Classified	Total
12:00 AM	0	15	2	0	0	0	0	0	0	0	0	0	0	0	17
1:00 AM	0	13	3	0	0	0	0	0	0	0	0	0	0	0	16
2:00 AM	1	8	1	0	0	0	0	0	0	0	0	0	0	0	10
3:00 AM	0	10	6	0	0	0	0	0	0	0	0	0	0	0	16
4:00 AM	0	35	5	0	3	0	0	0	1	0	0	0	0	0	44
5:00 AM	1	108	28	0	14	8	0	0	0	0	0	0	0	2	161
6:00 AM	4	223	85	7	35	1	0	6	0	0	0	0	0	8	369
7:00 AM	2	404	115	3	20	0	0	4	2	0	0	0	0	24	574
8:00 AM	2	379	101	2	20	0	0	5	1	0	0	0	0	15	525
9:00 AM	4	213	75	0	17	3	0	5	0	0	0	0	0	10	327
10:00 AM	2	241	82	0	14	7	0	4	1	0	0	0	0	12	363
11:00 AM	6	222	76	3	8	1	0	2	0	0	0	0	0	15	333
12:00 PM	1	264	67	3	15	1	0	0	0	0	0	0	0	19	370
1:00 PM	5	244	78	5	12	0	0	2	0	0	0	0	0	16	362
2:00 PM	4	285	89	2	17	1	0	3	0	0	0	0	0	32	433
3:00 PM	6	316	74	3	15	0	0	2	0	0	0	0	0	35	451
4:00 PM	5	278	72	0	19	0	0	2	0	0	0	0	0	29	405
5:00 PM	0	310	75	1	7	0	0	0	0	0	0	0	0	26	419
6:00 PM	2	265	73	0	14	0	0	0	0	0	0	0	0	22	376
7:00 PM	3	176	42	0	5	0	0	0	0	0	0	0	0	8	234
8:00 PM	0	128	27	0	8	0	0	1	0	0	0	0	0	7	171
9:00 PM	0	81	16	0	2	0	0	0	0	0	0	0	0	5	104
10:00 PM	0	36	8	0	0	0	0	1	0	0	0	0	0	0	45
11:00 PM	0	19	6	0	1	0	0	0	0	0	0	0	0	0	26

Day Total	48	4273	1206	29	246	22	0	37	5	0	0	0	0	285	6151
Percent	0.8%	69.5%	19.6%	0.5%	4.0%	0.4%	0.0%	0.6%	0.1%	0.0%	0.0%	0.0%	0.0%	4.6%	



AM Peak Volume	11:00 AM	7:00 AM	7:00 AM	6:00 AM	6:00 AM	5:00 AM		6:00 AM	7:00 AM					7:00 AM	7:00 AM
	6	404	115	7	35	8		6	2					24	574
PM Peak Volume	3:00 PM	3:00 PM	2:00 PM	1:00 PM	4:00 PM	12:00 PM		2:00 PM						3:00 PM	3:00 PM
	6	316	89	5	19	1		3						35	451

Comments:

LOCATION: 8. Bass Lake Rd to Cameron Park Dr SPECIFIC LOCATION: 0 ft from CITY/STATE: El Dorado Hills, CA														QC JOB #: 12004740 DIRECTION: WB DATE: May 08 2014	
Start Time	Motor-cycles	Cars & Trailer	2 Axle Long	Buses	2 Axle 6 Tire	3 Axle Single	4 Axle Single	<5 Axle Double	5 Axle Double	>6 Axle Double	<6 Axle Multi	6 Axle Multi	>6 Axle Multi	Not Classified	Total
12:00 AM	0	7	2	0	0	0	0	0	0	0	0	0	0	0	9
1:00 AM	0	13	2	0	0	0	0	0	0	0	0	0	0	0	15
2:00 AM	0	5	4	0	0	0	0	0	0	0	0	0	0	0	9
3:00 AM	1	14	1	0	1	0	0	0	0	0	0	0	0	0	17
4:00 AM	0	32	10	0	2	0	0	0	0	0	0	0	0	0	44
5:00 AM	0	102	37	0	14	3	0	1	0	0	0	0	0	0	157
6:00 AM	3	239	87	6	21	0	0	4	1	0	0	0	0	13	374
7:00 AM	0	399	124	3	22	0	0	5	0	0	0	0	0	29	582
8:00 AM	2	345	106	1	17	0	0	4	0	0	0	0	0	26	501
9:00 AM	0	227	70	0	12	1	0	4	0	0	0	0	0	8	322
10:00 AM	0	229	78	2	17	1	0	2	1	0	0	0	0	11	341
11:00 AM	1	208	67	0	8	1	0	1	0	0	0	0	0	9	295
12:00 PM	4	245	68	3	10	1	0	2	0	0	0	0	0	14	347
1:00 PM	2	217	89	7	15	0	0	2	0	0	0	0	0	14	346
2:00 PM	3	281	65	2	15	0	0	1	0	0	0	0	0	19	386
3:00 PM	1	274	72	2	17	0	0	2	0	0	0	0	0	36	404
4:00 PM	3	296	76	1	11	0	0	2	0	0	0	0	0	33	422
5:00 PM	1	290	73	0	14	0	0	1	0	0	0	0	0	28	407
6:00 PM	1	242	58	0	12	0	0	0	0	0	0	0	0	22	335
7:00 PM	2	174	43	0	10	0	0	2	0	0	0	0	0	13	244
8:00 PM	1	131	26	0	2	0	0	1	0	0	0	0	0	3	164
9:00 PM	0	87	21	1	3	0	0	0	0	0	0	0	0	2	114
10:00 PM	0	43	9	0	1	0	0	0	0	0	0	0	0	1	54
11:00 PM	0	24	11	0	0	0	0	1	0	0	0	0	0	0	36
Day Total	25	4124	1199	28	224	7	0	35	2	0	0	0	0	281	5925
Percent	0.4%	69.6%	20.2%	0.5%	3.8%	0.1%	0.0%	0.6%	0.0%	0.0%	0.0%	0.0%	0.0%	4.7%	
ADT 5925															
AM Peak Volume	6:00 AM	7:00 AM	7:00 AM	6:00 AM	7:00 AM	5:00 AM		7:00 AM	6:00 AM					7:00 AM	7:00 AM
	3	399	124	6	22	3		5	1					29	582
PM Peak Volume	12:00 PM	4:00 PM	1:00 PM	1:00 PM	3:00 PM	12:00 PM		12:00 PM						3:00 PM	4:00 PM
	4	296	89	7	17	1		2						36	422
<i>Comments:</i>															

LOCATION: 8. Bass Lake Rd to Cameron Park Dr SPECIFIC LOCATION: 0 ft from CITY/STATE: El Dorado Hills, CA														QC JOB #: 12004740 DIRECTION: WB DATE: May 09 2014	
Start Time	Motor-cycles	Cars & Trailer	2 Axle Long	Buses	2 Axle 6 Tire	3 Axle Single	4 Axle Single	<5 Axle Double	5 Axle Double	>6 Axle Double	<6 Axle Multi	6 Axle Multi	>6 Axle Multi	Not Classified	Total
12:00 AM	0	11	0	0	0	0	0	0	0	0	0	0	0	0	11
1:00 AM	0	8	1	0	0	0	0	0	0	0	0	0	0	0	9
2:00 AM	0	8	1	0	0	0	0	0	0	0	0	0	0	0	9
3:00 AM	0	8	2	0	0	0	0	0	0	0	0	0	0	0	10
4:00 AM	0	32	5	0	3	0	0	0	0	0	0	0	0	1	41
5:00 AM	0	106	24	0	10	0	0	1	0	0	0	0	0	0	141
6:00 AM	3	207	69	7	22	1	0	2	0	0	0	0	0	5	316
7:00 AM	2	407	117	3	19	0	0	3	0	0	0	0	0	23	574
8:00 AM	1	346	85	2	17	0	0	2	0	0	0	0	0	18	471
9:00 AM	1	226	86	1	17	0	0	1	1	0	0	0	0	13	346
10:00 AM	4	256	61	0	16	2	0	1	0	0	0	0	0	13	353
11:00 AM	5	203	70	1	16	1	0	5	0	0	0	0	0	15	316
12:00 PM	3	231	67	1	19	0	0	2	1	0	0	0	0	17	341
1:00 PM	7	288	91	6	14	0	0	4	0	0	0	0	0	11	421
2:00 PM	3	324	92	0	14	0	0	2	0	0	0	0	0	34	469
3:00 PM	3	321	87	3	16	0	0	2	0	0	0	0	0	36	468
4:00 PM	9	290	80	2	18	0	0	1	0	0	0	0	0	27	427
5:00 PM	2	296	83	0	14	0	0	0	0	0	0	0	0	28	423
6:00 PM	2	265	50	0	18	0	0	0	0	0	0	0	0	17	352
7:00 PM	6	160	44	0	3	0	0	0	0	0	0	0	0	10	223
8:00 PM	2	146	22	0	1	0	0	0	0	0	0	0	0	8	179
9:00 PM	0	98	31	0	1	0	0	0	0	0	0	0	0	7	137
10:00 PM	0	66	20	0	8	0	0	1	0	0	0	0	0	5	100
11:00 PM	0	32	9	0	2	0	0	0	0	0	0	0	0	0	43
Day Total	53	4335	1197	26	248	4	0	27	2	0	0	0	0	288	6180
Percent	0.9%	70.1%	19.4%	0.4%	4.0%	0.1%	0.0%	0.4%	0.0%	0.0%	0.0%	0.0%	0.0%	4.7%	
ADT 6180															
AM Peak	11:00 AM	7:00 AM	7:00 AM	6:00 AM	6:00 AM	10:00 AM		11:00 AM	9:00 AM					7:00 AM	7:00 AM
Volume	5	407	117	7	22	2		5	1					23	574
PM Peak	4:00 PM	2:00 PM	2:00 PM	1:00 PM	12:00 PM			1:00 PM	12:00 PM					3:00 PM	2:00 PM
Volume	9	324	92	6	19			4	1					36	469
<i>Comments:</i>															

LOCATION: 8. Bass Lake Rd to Cameron Park Dr													QC JOB #: 12004740		
SPECIFIC LOCATION: 0 ft from													DIRECTION: WB		
CITY/STATE: El Dorado Hills, CA													DATE: May 03 2014 - May 09 2014		
Start Time	Motor-cycles	Cars & Trailer	2 Axle Long	Buses	2 Axle 6 Tire	3 Axle Single	4 Axle Single	<5 Axle Double	5 Axle Double	>6 Axle Double	<6 Axle Multi	6 Axle Multi	>6 Axle Multi	Not Classified	Total
Grand Total	350	27936	7614	150	1601	52	0	208	15	0	1	0	0	1760	39687
Percent	0.9%	70.4%	19.2%	0.4%	4.0%	0.1%	0.0%	0.5%	0.0%	0.0%	0.0%	0.0%	0.0%	4.4%	
ADT 5669															
<i>Comments:</i>															

Report generated on 5/30/2014 3:58 PM

SOURCE: Quality Counts, LLC (<http://www.qualitycounts.net>)



LOCATION: 8. Bass Lake Rd to Cameron Park Dr SPECIFIC LOCATION: 0 ft from CITY/STATE: El Dorado Hills, CA											QC JOB #: 12004740 DIRECTION: WB DATE: May 03 2014			
Start Time	1 39	40 45	46 48	49 51	52 54	55 57	58 60	61 63	64 66	67 9999	Total	Pace Speed	Number in Pace	
12:00 AM	11	13	11	3	4	1	0	0	0	0	43	40-49	25	
1:00 AM	5	6	7	1	1	0	0	0	0	0	20	40-49	13	
2:00 AM	3	2	0	2	0	0	0	1	0	0	8	43-52	3	
3:00 AM	5	3	3	3	4	0	0	1	0	0	19	45-54	10	
4:00 AM	6	6	1	4	4	1	0	1	0	0	23	45-54	10	
5:00 AM	12	12	18	12	4	5	2	0	1	0	66	42-51	38	
6:00 AM	28	42	28	15	11	3	2	0	0	0	129	40-49	75	
7:00 AM	50	85	37	22	16	5	2	0	0	0	217	40-49	129	
8:00 AM	84	133	78	30	9	1	1	0	0	0	336	40-49	221	
9:00 AM	104	167	41	29	10	5	0	1	0	0	357	40-49	217	
10:00 AM	143	188	53	25	8	2	1	2	0	0	422	40-49	249	
11:00 AM	137	198	52	14	7	1	1	0	0	0	410	40-49	254	
12:00 PM	152	205	46	18	3	4	0	1	0	0	429	40-49	257	
1:00 PM	124	208	49	15	8	2	0	0	0	0	406	40-49	262	
2:00 PM	94	187	54	28	7	5	0	0	0	0	375	40-49	250	
3:00 PM	123	188	41	27	6	2	1	0	0	1	389	40-49	238	
4:00 PM	114	168	61	21	9	2	1	0	0	0	376	40-49	235	
5:00 PM	101	169	47	22	8	3	1	0	1	0	352	40-49	223	
6:00 PM	54	128	51	27	9	1	0	0	0	0	270	40-49	188	
7:00 PM	38	101	53	20	7	3	0	0	0	0	222	40-49	160	
8:00 PM	60	86	26	9	3	0	0	1	0	0	185	40-49	114	
9:00 PM	39	58	23	13	6	2	1	0	0	1	143	40-49	85	
10:00 PM	23	35	17	11	10	3	1	0	0	0	100	40-49	55	
11:00 PM	11	21	15	7	4	0	0	0	0	0	58	40-49	38	
Day Total	1521	2409	812	378	158	51	14	8	2	2	5355	40-49	3347	
Percent	28.4%	45.0%	15.2%	7.1%	3.0%	1.0%	0.3%	0.1%	0.0%	0.0%				
ADT 5355														
AM Peak	10:00 AM	11:00 AM	8:00 AM	8:00 AM	7:00 AM	5:00 AM	5:00 AM	10:00 AM	5:00 AM		10:00 AM			
Volume	143	198	78	30	16	5	2	2	1		422			
PM Peak	12:00 PM	1:00 PM	4:00 PM	2:00 PM	10:00 PM	2:00 PM	3:00 PM	12:00 PM	5:00 PM	3:00 PM	12:00 PM			
Volume	152	208	61	28	10	5	1	1	1	1	429			
<i>Comments:</i>														

LOCATION: 8. Bass Lake Rd to Cameron Park Dr SPECIFIC LOCATION: 0 ft from CITY/STATE: El Dorado Hills, CA											QC JOB #: 12004740 DIRECTION: WB DATE: May 04 2014			
Start Time	1 39	40 45	46 48	49 51	52 54	55 57	58 60	61 63	64 66	67 9999	Total	Pace Speed	Number in Pace	
12:00 AM	7	8	8	1	4	1	0	0	0	0	29	40-49	16	
1:00 AM	2	14	5	1	1	0	0	0	0	0	23	40-49	19	
2:00 AM	4	1	1	1	0	0	0	0	1	0	8	45-54	2	
3:00 AM	5	4	1	4	0	0	0	0	0	0	14	42-51	7	
4:00 AM	3	7	3	3	2	2	0	1	0	0	21	40-49	11	
5:00 AM	13	11	6	5	1	3	2	2	0	0	43	42-51	18	
6:00 AM	24	38	22	11	11	2	0	1	0	0	109	40-49	63	
7:00 AM	24	65	32	17	13	6	1	0	0	0	158	40-49	102	
8:00 AM	81	104	27	16	8	4	1	0	0	0	241	40-49	136	
9:00 AM	73	125	41	28	7	6	1	0	0	0	281	40-49	175	
10:00 AM	89	153	48	21	9	3	0	0	1	0	324	40-49	208	
11:00 AM	126	169	61	23	7	1	0	0	0	0	387	40-49	237	
12:00 PM	96	185	54	19	11	0	0	0	0	0	365	40-49	245	
1:00 PM	99	164	41	20	10	2	0	1	0	0	337	40-49	211	
2:00 PM	87	140	46	24	10	2	1	0	0	0	310	40-49	193	
3:00 PM	73	163	62	25	6	3	0	0	1	0	333	40-49	233	
4:00 PM	93	161	38	17	6	0	0	0	0	0	315	40-49	204	
5:00 PM	57	101	54	27	8	3	0	1	0	0	251	40-49	164	
6:00 PM	51	103	52	29	12	3	2	0	0	0	252	40-49	164	
7:00 PM	57	74	30	14	8	2	1	0	0	1	187	40-49	108	
8:00 PM	57	70	20	11	4	0	0	0	0	1	163	40-49	93	
9:00 PM	25	36	15	5	6	1	0	0	0	0	88	40-49	52	
10:00 PM	3	20	9	9	1	1	1	0	0	0	44	40-49	32	
11:00 PM	5	11	0	3	0	1	1	0	1	0	22	40-49	12	
Day Total	1154	1927	676	334	145	46	11	6	4	2	4305	40-49	2714	
Percent	26.8%	44.8%	15.7%	7.8%	3.4%	1.1%	0.3%	0.1%	0.1%	0.0%				
ADT 4305														
AM Peak	11:00 AM	11:00 AM	11:00 AM	9:00 AM	7:00 AM	7:00 AM	5:00 AM	5:00 AM	2:00 AM		11:00 AM			
Volume	126	169	61	28	13	6	2	2	1		387			
PM Peak	1:00 PM	12:00 PM	3:00 PM	6:00 PM	6:00 PM	3:00 PM	6:00 PM	1:00 PM	3:00 PM	7:00 PM	12:00 PM			
Volume	99	185	62	29	12	3	2	1	1	1	365			
<i>Comments:</i>														

LOCATION: 8. Bass Lake Rd to Cameron Park Dr SPECIFIC LOCATION: 0 ft from CITY/STATE: El Dorado Hills, CA											QC JOB #: 12004740 DIRECTION: WB DATE: May 05 2014		
Start Time	1 39	40 45	46 48	49 51	52 54	55 57	58 60	61 63	64 66	67 9999	Total	Pace Speed	Number in Pace
12:00 AM	2	7	4	2	0	0	0	0	0	0	15	41-50	11
1:00 AM	1	2	1	0	1	1	0	0	0	0	6	39-48	3
2:00 AM	3	1	2	1	0	2	0	0	0	0	9	49-58	3
3:00 AM	6	7	4	3	5	0	0	0	0	0	25	45-54	13
4:00 AM	10	7	7	11	4	3	1	0	0	0	43	46-55	23
5:00 AM	19	47	35	25	19	7	3	1	1	0	157	42-51	91
6:00 AM	85	124	71	36	15	3	3	0	0	0	337	40-49	207
7:00 AM	172	299	78	26	8	0	1	0	0	0	584	40-49	385
8:00 AM	121	224	79	44	15	3	1	0	0	0	487	40-49	317
9:00 AM	85	146	57	31	5	1	0	1	0	0	326	40-49	213
10:00 AM	104	127	49	17	3	6	0	0	0	0	306	40-49	181
11:00 AM	84	139	42	25	9	4	1	0	1	0	305	40-49	189
12:00 PM	94	220	46	22	9	2	0	0	0	0	393	40-49	273
1:00 PM	114	187	52	22	9	3	0	0	0	0	387	40-49	246
2:00 PM	139	159	43	32	9	0	0	0	0	0	382	40-49	212
3:00 PM	122	163	57	29	4	1	1	1	0	0	378	40-49	229
4:00 PM	101	175	55	29	5	0	0	0	0	0	365	40-49	239
5:00 PM	116	200	65	20	9	2	0	0	0	0	412	40-49	271
6:00 PM	80	115	56	23	8	2	0	0	1	1	286	40-49	178
7:00 PM	61	133	39	19	2	1	1	2	0	1	259	40-49	178
8:00 PM	48	81	27	14	2	2	0	0	0	0	174	40-49	112
9:00 PM	24	39	18	11	4	2	0	0	0	0	98	40-49	60
10:00 PM	11	17	14	3	5	2	0	0	0	0	52	40-49	31
11:00 PM	5	16	2	4	1	0	1	0	0	0	29	40-49	19
Day Total	1607	2635	903	449	151	47	13	5	3	2	5815	40-49	3687
Percent	27.6%	45.3%	15.5%	7.7%	2.6%	0.8%	0.2%	0.1%	0.1%	0.0%			
ADT 5815													
AM Peak Volume	7:00 AM	7:00 AM	8:00 AM	8:00 AM	5:00 AM	5:00 AM	5:00 AM	5:00 AM	5:00 AM	5:00 AM	7:00 AM	584	
PM Peak Volume	2:00 PM	12:00 PM	5:00 PM	2:00 PM	12:00 PM	1:00 PM	3:00 PM	7:00 PM	6:00 PM	6:00 PM	5:00 PM	412	
<i>Comments:</i>													

LOCATION: 8. Bass Lake Rd to Cameron Park Dr SPECIFIC LOCATION: 0 ft from CITY/STATE: El Dorado Hills, CA											QC JOB #: 12004740 DIRECTION: WB DATE: May 06 2014		
Start Time	1 39	40 45	46 48	49 51	52 54	55 57	58 60	61 63	64 66	67 9999	Total	Pace Speed	Number in Pace
12:00 AM	2	3	2	1	2	2	0	0	1	0	13	48-57	5
1:00 AM	0	7	3	2	2	0	1	0	0	0	15	41-50	10
2:00 AM	5	2	1	0	0	2	0	0	0	0	10	39-48	3
3:00 AM	7	4	2	1	0	0	0	0	0	0	14	40-49	6
4:00 AM	9	12	7	6	3	5	0	2	0	0	44	40-49	21
5:00 AM	29	45	35	35	15	6	2	0	0	0	167	42-51	99
6:00 AM	76	159	65	54	19	5	1	0	0	0	379	40-49	242
7:00 AM	180	299	70	35	17	1	1	0	0	0	603	40-49	380
8:00 AM	129	217	89	40	5	2	0	1	0	0	483	40-49	319
9:00 AM	92	150	53	21	7	1	2	0	0	0	326	40-49	210
10:00 AM	114	128	49	25	8	1	0	0	0	0	325	40-49	185
11:00 AM	88	145	42	27	5	2	2	0	0	0	311	40-49	196
12:00 PM	92	154	38	33	7	2	0	2	0	1	329	40-49	203
1:00 PM	112	167	51	24	8	0	0	0	0	0	362	40-49	226
2:00 PM	112	196	55	22	8	1	0	0	0	1	395	40-49	258
3:00 PM	123	164	60	34	10	5	1	0	0	2	399	40-49	235
4:00 PM	118	187	40	25	9	1	2	0	0	0	382	40-49	235
5:00 PM	134	238	63	26	14	1	1	0	0	0	477	40-49	309
6:00 PM	95	160	53	23	10	5	1	0	0	0	347	40-49	220
7:00 PM	65	92	44	21	6	1	0	0	0	0	229	40-49	143
8:00 PM	35	70	34	15	9	3	0	0	0	2	168	40-49	109
9:00 PM	20	36	23	10	5	1	1	0	0	0	96	40-49	62
10:00 PM	9	22	12	5	3	0	0	0	0	0	51	40-49	35
11:00 PM	7	15	4	2	2	0	0	0	1	0	31	40-49	19
Day Total	1653	2672	895	487	174	47	15	5	2	6	5956	40-49	3729
Percent	27.8%	44.9%	15.0%	8.2%	2.9%	0.8%	0.3%	0.1%	0.0%	0.1%			
ADT 5956													
AM Peak Volume	7:00 AM	7:00 AM	8:00 AM	6:00 AM	6:00 AM	5:00 AM	5:00 AM	4:00 AM	12:00 AM		7:00 AM		
	180	299	89	54	19	6	2	2	1		603		
PM Peak Volume	5:00 PM	5:00 PM	5:00 PM	3:00 PM	5:00 PM	3:00 PM	4:00 PM	12:00 PM	11:00 PM	3:00 PM	5:00 PM		
	134	238	63	34	14	5	2	2	1	2	477		
<i>Comments:</i>													

LOCATION: 8. Bass Lake Rd to Cameron Park Dr SPECIFIC LOCATION: 0 ft from CITY/STATE: El Dorado Hills, CA											QC JOB #: 12004740 DIRECTION: WB DATE: May 07 2014			
Start Time	1 39	40 45	46 48	49 51	52 54	55 57	58 60	61 63	64 66	67 9999	Total	Pace Speed	Number in Pace	
12:00 AM	3	5	5	3	1	0	0	0	0	0	17	42-51	11	
1:00 AM	3	8	2	2	0	1	0	0	0	0	16	41-50	10	
2:00 AM	0	4	2	2	1	1	0	0	0	0	10	43-52	6	
3:00 AM	3	3	5	3	0	1	1	0	0	0	16	42-51	10	
4:00 AM	7	12	8	7	5	4	1	0	0	0	44	42-51	23	
5:00 AM	30	42	26	29	15	10	6	2	0	1	161	42-51	83	
6:00 AM	78	125	70	56	24	12	3	1	0	0	369	40-49	213	
7:00 AM	149	249	104	49	17	6	0	0	0	0	574	40-49	369	
8:00 AM	145	267	72	27	11	2	1	0	0	0	525	40-49	348	
9:00 AM	90	130	61	27	14	5	0	0	0	0	327	40-49	199	
10:00 AM	100	171	53	27	8	3	1	0	0	0	363	40-49	233	
11:00 AM	105	159	45	16	6	2	0	0	0	0	333	40-49	209	
12:00 PM	114	185	41	26	1	3	0	0	0	0	370	40-49	234	
1:00 PM	104	179	55	15	8	1	0	0	0	0	362	40-49	238	
2:00 PM	138	180	64	39	11	0	0	1	0	0	433	40-49	257	
3:00 PM	164	173	72	30	6	5	0	0	0	1	451	40-49	255	
4:00 PM	132	186	57	22	7	1	0	0	0	0	405	40-49	250	
5:00 PM	104	206	69	31	6	2	1	0	0	0	419	40-49	285	
6:00 PM	91	169	73	33	6	4	0	0	0	0	376	40-49	252	
7:00 PM	67	97	40	18	10	1	0	1	0	0	234	40-49	143	
8:00 PM	54	66	28	15	6	1	1	0	0	0	171	40-49	99	
9:00 PM	29	43	17	14	0	1	0	0	0	0	104	40-49	64	
10:00 PM	12	15	9	5	3	1	0	0	0	0	45	40-49	25	
11:00 PM	6	9	6	4	1	0	0	0	0	0	26	41-50	16	
Day Total	1728	2683	984	500	167	67	15	5	0	2	6151	40-49	3833	
Percent	28.1%	43.6%	16.0%	8.1%	2.7%	1.1%	0.2%	0.1%	0.0%	0.0%				
ADT 6151														
AM Peak	7:00 AM	8:00 AM	7:00 AM	6:00 AM	6:00 AM	6:00 AM	5:00 AM	5:00 AM		5:00 AM	7:00 AM			
Volume	149	267	104	56	24	12	6	2		1	574			
PM Peak	3:00 PM	5:00 PM	6:00 PM	2:00 PM	2:00 PM	3:00 PM	5:00 PM	2:00 PM		3:00 PM	3:00 PM			
Volume	164	206	73	39	11	5	1	1		1	451			
<i>Comments:</i>														

LOCATION: 8. Bass Lake Rd to Cameron Park Dr SPECIFIC LOCATION: 0 ft from CITY/STATE: El Dorado Hills, CA											QC JOB #: 12004740 DIRECTION: WB DATE: May 08 2014			
Start Time	1 39	40 45	46 48	49 51	52 54	55 57	58 60	61 63	64 66	67 9999	Total	Pace Speed	Number in Pace	
12:00 AM	2	5	1	1	0	0	0	0	0	0	9	40-49	6	
1:00 AM	4	6	1	1	2	0	0	1	0	0	15	40-49	7	
2:00 AM	3	3	2	0	1	0	0	0	0	0	9	39-48	5	
3:00 AM	5	4	4	3	0	0	1	0	0	0	17	42-51	9	
4:00 AM	3	9	7	10	10	3	0	1	1	0	44	46-55	28	
5:00 AM	29	46	29	24	11	11	6	1	0	0	157	42-51	83	
6:00 AM	77	169	65	44	13	5	1	0	0	0	374	40-49	248	
7:00 AM	202	274	69	30	5	1	0	0	1	0	582	40-49	353	
8:00 AM	168	215	62	40	9	6	1	0	0	0	501	40-49	290	
9:00 AM	72	162	47	32	5	3	1	0	0	0	322	40-49	219	
10:00 AM	97	160	52	21	8	2	0	1	0	0	341	40-49	218	
11:00 AM	60	148	51	22	12	1	1	0	0	0	295	40-49	206	
12:00 PM	98	148	64	26	9	2	0	0	0	0	347	40-49	220	
1:00 PM	92	165	55	27	5	2	0	0	0	0	346	40-49	228	
2:00 PM	114	173	68	25	6	0	0	0	0	0	386	40-49	249	
3:00 PM	157	168	52	19	7	0	0	0	0	1	404	40-49	226	
4:00 PM	131	208	62	15	4	1	0	0	0	1	422	40-49	275	
5:00 PM	139	163	67	29	6	3	0	0	0	0	407	40-49	239	
6:00 PM	98	132	59	30	12	1	3	0	0	0	335	40-49	201	
7:00 PM	60	124	40	8	9	2	0	0	0	1	244	40-49	166	
8:00 PM	46	77	27	9	4	1	0	0	0	0	164	40-49	107	
9:00 PM	27	43	23	14	4	2	1	0	0	0	114	40-49	70	
10:00 PM	12	24	8	9	1	0	0	0	0	0	54	40-49	35	
11:00 PM	9	18	4	1	4	0	0	0	0	0	36	40-49	22	
Day Total	1705	2644	919	440	147	46	15	4	2	3	5925	40-49	3709	
Percent	28.8%	44.6%	15.5%	7.4%	2.5%	0.8%	0.3%	0.1%	0.0%	0.1%				
ADT 5925														
AM Peak Volume	7:00 AM	7:00 AM	7:00 AM	6:00 AM	6:00 AM	5:00 AM	5:00 AM	1:00 AM	4:00 AM		7:00 AM			
	202	274	69	44	13	11	6	1	1		582			
PM Peak Volume	3:00 PM	4:00 PM	2:00 PM	6:00 PM	6:00 PM	5:00 PM	6:00 PM			3:00 PM	4:00 PM			
	157	208	68	30	12	3	3			1	422			
<i>Comments:</i>														

LOCATION: 8. Bass Lake Rd to Cameron Park Dr SPECIFIC LOCATION: 0 ft from CITY/STATE: El Dorado Hills, CA											QC JOB #: 12004740 DIRECTION: WB DATE: May 09 2014		
Start Time	1 39	40 45	46 48	49 51	52 54	55 57	58 60	61 63	64 66	67 9999	Total	Pace Speed	Number in Pace
12:00 AM	1	3	2	0	1	0	1	1	2	0	11	39-48	5
1:00 AM	2	0	2	2	1	1	0	1	0	0	9	47-56	5
2:00 AM	1	3	2	2	1	0	0	0	0	0	9	46-55	5
3:00 AM	4	1	1	3	1	0	0	0	0	0	10	46-55	5
4:00 AM	7	7	11	3	7	4	2	0	0	0	41	46-55	22
5:00 AM	24	34	29	22	19	6	4	1	1	1	141	45-54	75
6:00 AM	60	114	68	40	26	7	0	1	0	0	316	40-49	195
7:00 AM	200	265	72	29	5	1	2	0	0	0	574	40-49	346
8:00 AM	120	238	71	31	9	2	0	0	0	0	471	40-49	319
9:00 AM	85	154	63	28	10	4	2	0	0	0	346	40-49	226
10:00 AM	96	167	58	21	9	1	1	0	0	0	353	40-49	231
11:00 AM	91	144	52	19	9	0	1	0	0	0	316	40-49	202
12:00 PM	97	159	48	29	5	3	0	0	0	0	341	40-49	216
1:00 PM	146	197	58	12	5	1	1	1	0	0	421	40-49	258
2:00 PM	149	223	67	20	9	1	0	0	0	0	469	40-49	296
3:00 PM	148	213	68	29	9	1	0	0	0	0	468	40-49	290
4:00 PM	117	216	61	23	7	2	1	0	0	0	427	40-49	284
5:00 PM	95	202	85	28	8	2	2	1	0	0	423	40-49	296
6:00 PM	93	149	66	29	8	5	0	0	0	2	352	40-49	224
7:00 PM	62	94	42	16	8	0	1	0	0	0	223	40-49	141
8:00 PM	50	83	28	8	6	3	1	0	0	0	179	40-49	113
9:00 PM	38	62	15	14	5	3	0	0	0	0	137	40-49	81
10:00 PM	25	33	23	10	6	3	0	0	0	0	100	40-49	59
11:00 PM	13	14	6	7	2	1	0	0	0	0	43	42-51	22
Day Total	1724	2775	998	425	176	51	19	6	3	3	6180	40-49	3914
Percent	27.9%	44.9%	16.1%	6.9%	2.8%	0.8%	0.3%	0.1%	0.0%	0.0%			
ADT 6180													
AM Peak Volume	7:00 AM	7:00 AM	7:00 AM	6:00 AM	6:00 AM	6:00 AM	5:00 AM	12:00 AM	12:00 AM	5:00 AM	7:00 AM		
	200	265	72	40	26	7	4	1	2	1	574		
PM Peak Volume	2:00 PM	2:00 PM	5:00 PM	12:00 PM	2:00 PM	6:00 PM	5:00 PM	1:00 PM		6:00 PM	2:00 PM		
	149	223	85	29	9	5	2	1		2	469		
<i>Comments:</i>													

LOCATION: 8. Bass Lake Rd to Cameron Park Dr										QC JOB #: 12004740			
SPECIFIC LOCATION: 0 ft from										DIRECTION: WB			
CITY/STATE: El Dorado Hills, CA										DATE: May 03 2014 - May 09 2014			
Start Time	1	40	46	49	52	55	58	61	64	67			
	39	45	48	51	54	57	60	63	66	9999	Total	Pace Speed	Number in Pace
Grand Total	11092	17745	6187	3013	1118	355	102	39	16	20	39687	40-49	24936
Percent	27.9%	44.7%	15.6%	7.6%	2.8%	0.9%	0.3%	0.1%	0.0%	0.1%			
Cumulative Percent	27.9%	72.7%	88.3%	95.8%	98.7%	99.6%	99.8%	99.9%	99.9%	100.0%			
ADT 5669											85th Percentile 47 MPH Mean Speed(Average): 39 MPH Median 41 MPH Mode: 42 MPH		
<i>Comments:</i>													

Report generated on 5/30/2014 3:57 PM

SOURCE: Quality Counts, LLC (<http://www.qualitycounts.net>)



LOCATION: 8. Bass Lake Rd to Cameron Park Dr SPECIFIC LOCATION: 0 ft from CITY/STATE: El Dorado Hills, CA							QC JOB #: 12004740 DIRECTION: EB/WB DATE: May 03 2014 - May 04 2014			
Start Time	Mon	Tue	Wed	Thu	Fri	Average Weekday Hourly Traffic	Sat 03-May-14	Sun 04-May-14	Average Week Hourly Traffic	Average Week Profile
12:00 AM						0	95	85	90	
1:00 AM						0	62	57	60	
2:00 AM						0	29	25	27	
3:00 AM						0	31	29	30	
4:00 AM						0	36	34	35	
5:00 AM						0	93	71	82	
6:00 AM						0	197	178	188	
7:00 AM						0	377	277	327	
8:00 AM						0	613	462	538	
9:00 AM						0	732	584	658	
10:00 AM						0	823	625	724	
11:00 AM						0	890	700	795	
12:00 PM						0	896	731	814	
1:00 PM						0	857	684	771	
2:00 PM						0	807	719	763	
3:00 PM						0	791	732	762	
4:00 PM						0	836	710	773	
5:00 PM						0	775	618	697	
6:00 PM						0	627	542	585	
7:00 PM						0	524	481	503	
8:00 PM						0	408	369	389	
9:00 PM						0	347	232	290	
10:00 PM						0	255	135	195	
11:00 PM						0	149	68	109	
Day Total						0	11250	9148	10205	
% Weekday Average										
% Week Average						0.0%	110.2%	89.6%		
AM Peak						12:00 AM	11:00 AM	11:00 AM	11:00 AM	
Volume						0	890	700	795	
PM Peak						12:00 PM	12:00 PM	3:00 PM	12:00 PM	
Volume						0	896	732	814	
<i>Comments:</i>										

LOCATION: 8. Bass Lake Rd to Cameron Park Dr SPECIFIC LOCATION: 0 ft from CITY/STATE: El Dorado Hills, CA						QC JOB #: 12004740 DIRECTION: EB/WB DATE: May 05 2014 - May 09 2014				
Start Time	Mon 05-May-14	Tue 06-May-14	Wed 07-May-14	Thu 08-May-14	Fri 09-May-14	Average Weekday Hourly Traffic	Sat	Sun	Average Week Hourly Traffic	Average Week Profile
12:00 AM	31	30	42	37	47	37			37	
1:00 AM	23	30	31	26	23	27			27	
2:00 AM	12	17	18	20	25	18			18	
3:00 AM	39	29	25	30	21	29			29	
4:00 AM	57	66	56	58	56	59			59	
5:00 AM	203	208	193	196	189	198			198	
6:00 AM	520	563	562	549	519	543			543	
7:00 AM	954	971	956	934	943	952			952	
8:00 AM	872	866	904	893	807	868			868	
9:00 AM	603	578	630	623	635	614			614	
10:00 AM	576	601	669	586	663	619			619	
11:00 AM	619	627	669	635	667	643			643	
12:00 PM	766	702	705	689	710	714			714	
1:00 PM	843	735	774	701	863	783			783	
2:00 PM	900	903	991	923	1041	952			952	
3:00 PM	942	991	1032	1013	1074	1010			1010	
4:00 PM	983	984	1016	1046	1055	1017			1017	
5:00 PM	1064	1076	1069	1086	1070	1073			1073	
6:00 PM	784	920	909	808	830	850			850	
7:00 PM	593	685	646	608	633	633			633	
8:00 PM	408	459	468	452	468	451			451	
9:00 PM	274	282	295	317	359	305			305	
10:00 PM	156	182	162	174	264	188			188	
11:00 PM	80	84	83	89	139	95			95	
Day Total	12302	12589	12905	12493	13101	12678			12678	
% Weekday Average		99.3%	101.8%	98.5%	103.3%					
% Week Average	120.5%	99.3%	101.8%	98.5%	103.3%	100.0%				
AM Peak	7:00 AM	7:00 AM	7:00 AM	7:00 AM	7:00 AM	7:00 AM			7:00 AM	
Volume	954	971	956	934	943	952			952	
PM Peak	5:00 PM	5:00 PM	5:00 PM	5:00 PM	3:00 PM	5:00 PM			5:00 PM	
Volume	1064	1076	1069	1086	1074	1073			1073	
<i>Comments:</i>										

LOCATION: 8. Bass Lake Rd to Cameron Park Dr SPECIFIC LOCATION: 0 ft from CITY/STATE: El Dorado Hills, CA						QC JOB #: 12004740 DIRECTION: EB/WB DATE: Apr 28 2014 - May 02 2014		
Start Time	Mon 28-Apr-14	Tue 29-Apr-14	Wed 30-Apr-14	Thu 01-May-14	Fri 02-May-14	Average Weekday Hourly Traffic		Average Weekday Profile
12:00 AM	31	30	42	37	47	37		
1:00 AM	23	30	31	26	23	27		
2:00 AM	12	17	18	20	25	18		
3:00 AM	39	29	25	30	21	29		
4:00 AM	57	66	56	58	56	59		
5:00 AM	203	208	193	196	189	198		
6:00 AM	520	563	562	549	519	543		
7:00 AM	954	971	956	934	943	952		
8:00 AM	872	866	904	893	807	868		
9:00 AM	603	578	630	623	635	614		
10:00 AM	576	601	669	586	663	619		
11:00 AM	619	627	669	635	667	643		
12:00 PM	766	702	705	689	710	714		
1:00 PM	843	735	774	701	863	783		
2:00 PM	900	903	991	923	1041	952		
3:00 PM	942	991	1032	1013	1074	1010		
4:00 PM	983	984	1016	1046	1055	1017		
5:00 PM	1064	1076	1069	1086	1070	1073		
6:00 PM	784	920	909	808	830	850		
7:00 PM	593	685	646	608	633	633		
8:00 PM	408	459	468	452	468	451		
9:00 PM	274	282	295	317	359	305		
10:00 PM	156	182	162	174	264	188		
11:00 PM	80	84	83	89	139	95		
Day Total	12302	12589	12905	12493	13101	12678		
% Weekday Average	97.0%	99.3%	101.8%	98.5%	103.3%			
% Week Average								
AM Peak Volume	7:00 AM 954	7:00 AM 971	7:00 AM 956	7:00 AM 934	7:00 AM 943	7:00 AM 952		
PM Peak Volume	5:00 PM 1064	5:00 PM 1076	5:00 PM 1069	5:00 PM 1086	3:00 PM 1074	5:00 PM 1073		
<i>Comments:</i>								

LOCATION: 8. Bass Lake Rd to Cameron Park Dr SPECIFIC LOCATION: 0 ft from CITY/STATE: El Dorado Hills, CA				QC JOB #: 12004740 DIRECTION: EB/WB DATE: May 03 2014 - May 04 2014		
Start Time			Sat 03-May-14	Sun 04-May-14	Average Weekend Hourly Traffic	Average Weekend Profile
12:00 AM			95	85	90	
1:00 AM			62	57	60	
2:00 AM			29	25	27	
3:00 AM			31	29	30	
4:00 AM			36	34	35	
5:00 AM			93	71	82	
6:00 AM			197	178	188	
7:00 AM			377	277	327	
8:00 AM			613	462	538	
9:00 AM			732	584	658	
10:00 AM			823	625	724	
11:00 AM			890	700	795	
12:00 PM			896	731	814	
1:00 PM			857	684	771	
2:00 PM			807	719	763	
3:00 PM			791	732	762	
4:00 PM			836	710	773	
5:00 PM			775	618	697	
6:00 PM			627	542	585	
7:00 PM			524	481	503	
8:00 PM			408	369	389	
9:00 PM			347	232	290	
10:00 PM			255	135	195	
11:00 PM			149	68	109	
Day Total			11250	9148	10205	
% Weekday Average						
% Week Average			110.2%	89.6%		
AM Peak Volume			11:00 AM 890	11:00 AM 700	11:00 AM 795	
PM Peak Volume			12:00 PM 896	3:00 PM 732	12:00 PM 814	
<i>Comments:</i>						

LOCATION: 8. Bass Lake Rd to Cameron Park Dr
SPECIFIC LOCATION: 0 ft from
CITY/STATE: El Dorado Hills, CA

QC JOB #: 12004740
DIRECTION: EB/WB
DATE: Apr 28 2014 - May 04 2014

Start Time	Mon 28-Apr-14	Tue 29-Apr-14	Wed 30-Apr-14	Thu 01-May-14	Fri 02-May-14	Average Weekday Hourly Traffic	Sat 03-May-14	Sun 04-May-14	Average Week Hourly Traffic	Average Week Profile
12:00 AM	31	30	42	37	47	37	95	85	52	
1:00 AM	23	30	31	26	23	27	62	57	36	
2:00 AM	12	17	18	20	25	18	29	25	21	
3:00 AM	39	29	25	30	21	29	31	29	29	
4:00 AM	57	66	56	58	56	59	36	34	52	
5:00 AM	203	208	193	196	189	198	93	71	165	
6:00 AM	520	563	562	549	519	543	197	178	441	
7:00 AM	954	971	956	934	943	952	377	277	773	
8:00 AM	872	866	904	893	807	868	613	462	774	
9:00 AM	603	578	630	623	635	614	732	584	626	
10:00 AM	576	601	669	586	663	619	823	625	649	
11:00 AM	619	627	669	635	667	643	890	700	687	
12:00 PM	766	702	705	689	710	714	896	731	743	
1:00 PM	843	735	774	701	863	783	857	684	780	
2:00 PM	900	903	991	923	1041	952	807	719	898	
3:00 PM	942	991	1032	1013	1074	1010	791	732	939	
4:00 PM	983	984	1016	1046	1055	1017	836	710	947	
5:00 PM	1064	1076	1069	1086	1070	1073	775	618	965	
6:00 PM	784	920	909	808	830	850	627	542	774	
7:00 PM	593	685	646	608	633	633	524	481	596	
8:00 PM	408	459	468	452	468	451	408	369	433	
9:00 PM	274	282	295	317	359	305	347	232	301	
10:00 PM	156	182	162	174	264	188	255	135	190	
11:00 PM	80	84	83	89	139	95	149	68	99	
Day Total	12302	12589	12905	12493	13101	12678	11250	9148	11970	
% Weekday Average	97.0%	99.3%	101.8%	98.5%	103.3%					
% Week Average	102.8%	105.2%	107.8%	104.4%	109.4%	105.9%	94.0%	76.4%		
AM Peak Volume	7:00 AM 954	7:00 AM 971	7:00 AM 956	7:00 AM 934	7:00 AM 943	7:00 AM 952	11:00 AM 890	11:00 AM 700	8:00 AM 774	
PM Peak Volume	5:00 PM 1064	5:00 PM 1076	5:00 PM 1069	5:00 PM 1086	3:00 PM 1074	5:00 PM 1073	12:00 PM 896	3:00 PM 732	5:00 PM 965	

Comments:

LOCATION: 8. Bass Lake Rd to Cameron Park Dr SPECIFIC LOCATION: 0 ft from CITY/STATE: El Dorado Hills, CA														QC JOB #: 12004740 DIRECTION: EB/WB DATE: May 03 2014	
Start Time	Motor-cycles	Cars & Trailer	2 Axle Long	Buses	2 Axle 6 Tire	3 Axle Single	4 Axle Single	<5 Axle Double	5 Axle Double	>6 Axle Double	<6 Axle Multi	6 Axle Multi	>6 Axle Multi	Not Classified	Total
12:00 AM	1	77	10	1	4	0	0	0	0	0	0	0	0	2	95
1:00 AM	0	58	4	0	0	0	0	0	0	0	0	0	0	0	62
2:00 AM	0	24	5	0	0	0	0	0	0	0	0	0	0	0	29
3:00 AM	0	28	3	0	0	0	0	0	0	0	0	0	0	0	31
4:00 AM	0	29	6	0	1	0	0	0	0	0	0	0	0	0	36
5:00 AM	1	64	18	1	4	0	0	1	0	0	0	0	0	4	93
6:00 AM	2	127	47	0	15	0	0	3	0	0	0	0	0	3	197
7:00 AM	6	259	88	0	18	0	0	0	0	0	0	0	0	6	377
8:00 AM	9	429	126	0	20	0	0	3	0	0	0	0	0	26	613
9:00 AM	8	506	148	0	27	1	0	3	0	0	0	0	0	39	732
10:00 AM	10	565	172	1	37	1	0	4	0	0	1	0	0	32	823
11:00 AM	12	646	150	1	36	2	0	7	0	0	0	0	0	36	890
12:00 PM	18	642	164	1	35	2	0	5	0	0	0	0	0	29	896
1:00 PM	17	592	174	2	34	0	0	7	0	0	0	0	0	31	857
2:00 PM	16	597	124	0	34	0	0	3	0	0	0	0	0	33	807
3:00 PM	22	582	123	1	33	0	0	7	1	0	0	0	0	22	791
4:00 PM	20	631	113	0	25	0	0	9	0	0	0	0	0	38	836
5:00 PM	3	573	125	1	30	0	0	4	0	0	0	0	0	39	775
6:00 PM	13	483	94	0	16	1	0	3	0	0	0	0	0	17	627
7:00 PM	7	409	75	0	14	0	0	3	0	0	0	0	0	16	524
8:00 PM	2	321	62	0	9	0	0	1	0	0	0	0	0	13	408
9:00 PM	3	273	50	0	14	0	0	0	0	0	0	0	0	7	347
10:00 PM	2	205	36	0	8	0	0	0	0	0	0	0	0	4	255
11:00 PM	0	120	25	0	3	0	0	1	0	0	0	0	0	0	149
Day Total	172	8240	1942	9	417	7	0	64	1	0	1	0	0	397	11250
Percent	1.5%	73.2%	17.3%	0.1%	3.7%	0.1%	0.0%	0.6%	0.0%	0.0%	0.0%	0.0%	0.0%	3.5%	
ADT 11250															
AM Peak Volume	11:00 AM	11:00 AM	10:00 AM	12:00 AM	10:00 AM	11:00 AM		11:00 AM			10:00 AM			9:00 AM	11:00 AM
	12	646	172	1	37	2		7			1			39	890
PM Peak Volume	3:00 PM	12:00 PM	1:00 PM	1:00 PM	12:00 PM	12:00 PM		4:00 PM	3:00 PM					5:00 PM	12:00 PM
	22	642	174	2	35	2		9	1					39	896
<i>Comments:</i>															

LOCATION: 8. Bass Lake Rd to Cameron Park Dr SPECIFIC LOCATION: 0 ft from CITY/STATE: El Dorado Hills, CA														QC JOB #: 12004740 DIRECTION: EB/WB DATE: May 04 2014	
Start Time	Motor-cycles	Cars & Trailer	2 Axle Long	Buses	2 Axle 6 Tire	3 Axle Single	4 Axle Single	<5 Axle Double	5 Axle Double	>6 Axle Double	<6 Axle Multi	6 Axle Multi	>6 Axle Multi	Not Classified	Total
12:00 AM	0	77	4	0	4	0	0	0	0	0	0	0	0	0	85
1:00 AM	0	51	6	0	0	0	0	0	0	0	0	0	0	0	57
2:00 AM	1	20	4	0	0	0	0	0	0	0	0	0	0	0	25
3:00 AM	2	21	4	0	1	0	0	0	0	0	0	0	0	1	29
4:00 AM	0	24	7	0	2	0	0	0	0	0	0	0	0	1	34
5:00 AM	0	49	14	0	6	0	0	0	0	0	0	0	0	2	71
6:00 AM	0	130	31	0	11	0	0	3	0	0	0	0	0	3	178
7:00 AM	2	209	48	0	12	0	0	1	0	0	0	0	0	5	277
8:00 AM	3	328	89	1	14	0	0	2	0	0	0	0	0	25	462
9:00 AM	15	437	86	1	23	0	0	4	0	0	0	0	0	18	584
10:00 AM	12	462	110	1	24	0	0	3	0	0	0	0	0	13	625
11:00 AM	9	520	125	0	22	0	0	3	0	0	0	0	0	21	700
12:00 PM	16	519	130	0	34	0	0	4	0	0	0	0	0	28	731
1:00 PM	15	521	109	0	23	0	0	1	0	0	0	0	0	15	684
2:00 PM	20	509	137	1	30	0	0	3	0	0	0	0	0	19	719
3:00 PM	15	532	124	0	40	1	0	4	0	0	0	0	0	16	732
4:00 PM	15	502	140	0	23	0	0	4	0	0	0	0	0	26	710
5:00 PM	8	468	103	0	14	0	0	6	0	0	0	0	0	19	618
6:00 PM	4	406	93	0	21	0	0	3	0	0	0	0	0	15	542
7:00 PM	7	362	85	0	13	0	0	2	0	0	0	0	0	12	481
8:00 PM	0	287	69	1	7	0	0	1	0	0	0	0	0	4	369
9:00 PM	1	182	35	0	10	0	0	1	0	0	0	0	0	3	232
10:00 PM	0	114	18	1	2	0	0	0	0	0	0	0	0	0	135
11:00 PM	0	62	5	0	0	0	0	1	0	0	0	0	0	0	68
Day Total	145	6792	1576	6	336	1	0	46	0	0	0	0	0	246	9148
Percent	1.6%	74.2%	17.2%	0.1%	3.7%	0.0%	0.0%	0.5%	0.0%	0.0%	0.0%	0.0%	0.0%	2.7%	
ADT 9148															
AM Peak	9:00 AM	11:00 AM	11:00 AM	8:00 AM	10:00 AM			9:00 AM						8:00 AM	11:00 AM
Volume	15	520	125	1	24			4						25	700
PM Peak	2:00 PM	3:00 PM	4:00 PM	2:00 PM	3:00 PM	3:00 PM		5:00 PM						12:00 PM	3:00 PM
Volume	20	532	140	1	40	1		6						28	732
<i>Comments:</i>															

LOCATION: 8. Bass Lake Rd to Cameron Park Dr SPECIFIC LOCATION: 0 ft from CITY/STATE: El Dorado Hills, CA														QC JOB #: 12004740 DIRECTION: EB/WB DATE: May 05 2014	
Start Time	Motor-cycles	Cars & Trailer	2 Axle Long	Buses	2 Axle 6 Tire	3 Axle Single	4 Axle Single	<5 Axle Double	5 Axle Double	>6 Axle Double	<6 Axle Multi	6 Axle Multi	>6 Axle Multi	Not Classified	Total
12:00 AM	0	27	3	0	0	0	0	1	0	0	0	0	0	0	31
1:00 AM	0	19	4	0	0	0	0	0	0	0	0	0	0	0	23
2:00 AM	0	8	2	1	0	0	0	0	0	0	0	0	0	1	12
3:00 AM	1	28	9	0	1	0	0	0	0	0	0	0	0	0	39
4:00 AM	1	42	11	0	2	0	0	1	0	0	0	0	0	0	57
5:00 AM	1	144	41	0	15	1	0	0	0	0	0	0	0	1	203
6:00 AM	1	355	112	9	28	2	0	4	1	0	0	0	0	8	520
7:00 AM	0	679	201	4	28	1	0	7	0	0	0	0	0	34	954
8:00 AM	3	621	169	3	32	0	0	3	0	0	1	0	0	40	872
9:00 AM	5	424	126	1	27	2	0	6	0	0	0	0	0	12	603
10:00 AM	0	395	126	2	30	2	0	3	2	0	0	0	0	16	576
11:00 AM	3	445	112	4	24	0	0	5	0	0	0	0	0	26	619
12:00 PM	8	559	137	10	29	0	0	7	0	0	0	0	0	16	766
1:00 PM	4	610	142	6	33	3	0	6	1	0	0	0	0	38	843
2:00 PM	3	647	134	8	51	1	0	7	1	0	0	0	0	48	900
3:00 PM	5	655	186	7	48	0	0	3	3	0	0	0	0	35	942
4:00 PM	5	711	181	1	44	0	0	1	0	0	0	0	0	40	983
5:00 PM	7	778	180	0	39	0	0	2	0	0	0	0	0	58	1064
6:00 PM	2	614	115	1	20	0	0	3	0	0	0	0	0	29	784
7:00 PM	2	472	79	1	22	0	0	2	0	0	0	0	0	15	593
8:00 PM	3	326	65	0	6	0	0	2	0	0	0	0	0	6	408
9:00 PM	1	223	39	0	7	0	0	1	0	0	0	0	0	3	274
10:00 PM	3	129	17	0	5	0	0	1	0	0	0	0	0	1	156
11:00 PM	0	70	10	0	0	0	0	0	0	0	0	0	0	0	80
Day Total	58	8981	2201	58	491	12	0	65	8	0	1	0	0	427	12302
Percent	0.5%	73.0%	17.9%	0.5%	4.0%	0.1%	0.0%	0.5%	0.1%	0.0%	0.0%	0.0%	0.0%	3.5%	
ADT 12302															
AM Peak Volume	9:00 AM	7:00 AM	7:00 AM	6:00 AM	8:00 AM	6:00 AM		7:00 AM	10:00 AM		8:00 AM			8:00 AM	7:00 AM
	5	679	201	9	32	2		7	2		1			40	954
PM Peak Volume	12:00 PM	5:00 PM	3:00 PM	12:00 PM	2:00 PM	1:00 PM		12:00 PM	3:00 PM					5:00 PM	5:00 PM
	8	778	186	10	51	3		7	3					58	1064
<i>Comments:</i>															

LOCATION: 8. Bass Lake Rd to Cameron Park Dr SPECIFIC LOCATION: 0 ft from CITY/STATE: El Dorado Hills, CA														QC JOB #: 12004740 DIRECTION: EB/WB DATE: May 06 2014	
Start Time	Motor-cycles	Cars & Trailer	2 Axle Long	Buses	2 Axle 6 Tire	3 Axle Single	4 Axle Single	<5 Axle Double	5 Axle Double	>6 Axle Double	<6 Axle Multi	6 Axle Multi	>6 Axle Multi	Not Classified	Total
12:00 AM	1	26	3	0	0	0	0	0	0	0	0	0	0	0	30
1:00 AM	1	22	7	0	0	0	0	0	0	0	0	0	0	0	30
2:00 AM	1	10	6	0	0	0	0	0	0	0	0	0	0	0	17
3:00 AM	2	26	1	0	0	0	0	0	0	0	0	0	0	0	29
4:00 AM	0	42	14	0	7	0	0	1	0	0	0	0	0	2	66
5:00 AM	2	141	46	0	16	1	0	0	0	0	0	0	0	2	208
6:00 AM	2	387	108	9	38	0	0	2	0	0	0	0	0	17	563
7:00 AM	4	684	206	3	29	0	0	4	0	0	0	0	0	41	971
8:00 AM	1	624	154	8	32	2	0	6	1	0	0	0	0	38	866
9:00 AM	3	422	108	2	22	0	0	3	1	0	0	0	0	17	578
10:00 AM	4	408	133	1	28	1	0	9	1	0	0	0	0	16	601
11:00 AM	1	428	135	2	32	4	0	2	1	0	0	0	0	22	627
12:00 PM	4	491	142	4	36	2	0	5	0	0	0	0	0	18	702
1:00 PM	4	526	115	9	43	2	0	1	0	0	0	0	0	35	735
2:00 PM	2	670	140	2	30	2	0	2	0	0	0	0	0	55	903
3:00 PM	7	683	200	10	40	1	0	9	0	0	0	0	0	41	991
4:00 PM	12	707	181	3	27	1	0	1	2	0	0	0	0	50	984
5:00 PM	15	780	191	0	33	1	0	2	0	0	0	0	0	54	1076
6:00 PM	4	720	126	0	24	0	0	2	0	0	1	0	0	43	920
7:00 PM	4	547	104	0	17	0	0	1	0	0	0	0	0	12	685
8:00 PM	2	347	82	1	14	0	0	2	0	0	0	0	0	11	459
9:00 PM	4	228	44	0	4	0	0	0	0	0	0	0	0	2	282
10:00 PM	0	153	23	0	4	0	0	1	0	0	0	0	0	1	182
11:00 PM	1	66	14	0	2	0	0	0	0	0	0	0	0	1	84
Day Total	81	9138	2283	54	478	17	0	53	6	0	1	0	0	478	12589
Percent	0.6%	72.6%	18.1%	0.4%	3.8%	0.1%	0.0%	0.4%	0.0%	0.0%	0.0%	0.0%	0.0%	3.8%	
ADT 12589															
AM Peak	7:00 AM	7:00 AM	7:00 AM	6:00 AM	6:00 AM	11:00 AM		10:00 AM	8:00 AM					7:00 AM	7:00 AM
Volume	4	684	206	9	38	4		9	1					41	971
PM Peak	5:00 PM	5:00 PM	3:00 PM	3:00 PM	1:00 PM	12:00 PM		3:00 PM	4:00 PM		6:00 PM			2:00 PM	5:00 PM
Volume	15	780	200	10	43	2		9	2		1			55	1076
<i>Comments:</i>															

LOCATION: 8. Bass Lake Rd to Cameron Park Dr SPECIFIC LOCATION: 0 ft from CITY/STATE: El Dorado Hills, CA														QC JOB #: 12004740 DIRECTION: EB/WB DATE: May 07 2014	
Start Time	Motor-cycles	Cars & Trailer	2 Axle Long	Buses	2 Axle 6 Tire	3 Axle Single	4 Axle Single	<5 Axle Double	5 Axle Double	>6 Axle Double	<6 Axle Multi	6 Axle Multi	>6 Axle Multi	Not Classified	Total
12:00 AM	0	38	4	0	0	0	0	0	0	0	0	0	0	0	42
1:00 AM	1	20	9	0	0	0	0	1	0	0	0	0	0	0	31
2:00 AM	1	15	2	0	0	0	0	0	0	0	0	0	0	0	18
3:00 AM	0	18	7	0	0	0	0	0	0	0	0	0	0	0	25
4:00 AM	0	43	7	0	4	0	0	0	1	0	0	0	0	1	56
5:00 AM	1	134	32	0	14	8	0	0	0	0	0	0	0	4	193
6:00 AM	4	371	118	9	40	1	0	6	0	0	0	0	0	13	562
7:00 AM	3	688	180	5	28	0	0	7	2	0	0	0	0	43	956
8:00 AM	4	659	168	7	30	4	0	8	1	0	0	0	0	23	904
9:00 AM	6	415	138	1	30	8	2	10	2	0	0	0	0	18	630
10:00 AM	3	446	156	1	24	7	0	8	2	0	0	0	0	22	669
11:00 AM	10	473	131	4	22	2	0	5	0	0	0	0	0	22	669
12:00 PM	7	506	131	4	25	3	1	2	0	0	0	0	0	26	705
1:00 PM	8	554	146	5	27	1	0	4	0	0	0	0	0	29	774
2:00 PM	10	698	187	6	34	4	1	6	0	0	0	0	0	45	991
3:00 PM	11	712	195	10	45	1	0	7	0	0	0	0	0	51	1032
4:00 PM	13	718	192	0	41	1	0	4	0	0	0	0	0	47	1016
5:00 PM	6	806	181	1	29	0	0	5	0	0	0	0	0	41	1069
6:00 PM	7	669	159	0	28	0	0	1	0	0	0	0	0	45	909
7:00 PM	6	493	110	0	18	0	0	1	0	0	0	0	0	18	646
8:00 PM	1	364	74	0	15	0	0	1	0	0	0	0	0	13	468
9:00 PM	1	229	51	0	6	0	0	1	1	0	0	0	0	6	295
10:00 PM	0	131	26	0	3	0	0	1	0	0	0	0	0	1	162
11:00 PM	0	62	19	0	2	0	0	0	0	0	0	0	0	0	83
Day Total	103	9262	2423	53	465	40	4	78	9	0	0	0	0	468	12905
Percent	0.8%	71.8%	18.8%	0.4%	3.6%	0.3%	0.0%	0.6%	0.1%	0.0%	0.0%	0.0%	0.0%	3.6%	
ADT 12905															
AM Peak Volume	11:00 AM	7:00 AM	7:00 AM	6:00 AM	6:00 AM	5:00 AM	9:00 AM	9:00 AM	7:00 AM					7:00 AM	7:00 AM
	10	688	180	9	40	8	2	10	2					43	956
PM Peak Volume	4:00 PM	5:00 PM	3:00 PM	3:00 PM	3:00 PM	2:00 PM	12:00 PM	3:00 PM	9:00 PM					3:00 PM	5:00 PM
	13	806	195	10	45	4	1	7	1					51	1069
<i>Comments:</i>															

LOCATION: 8. Bass Lake Rd to Cameron Park Dr SPECIFIC LOCATION: 0 ft from CITY/STATE: El Dorado Hills, CA														QC JOB #: 12004740 DIRECTION: EB/WB DATE: May 08 2014	
Start Time	Motor-cycles	Cars & Trailer	2 Axle Long	Buses	2 Axle 6 Tire	3 Axle Single	4 Axle Single	<5 Axle Double	5 Axle Double	>6 Axle Double	<6 Axle Multi	6 Axle Multi	>6 Axle Multi	Not Classified	Total
12:00 AM	0	29	7	0	1	0	0	0	0	0	0	0	0	0	37
1:00 AM	0	22	4	0	0	0	0	0	0	0	0	0	0	0	26
2:00 AM	0	14	5	0	1	0	0	0	0	0	0	0	0	0	20
3:00 AM	2	21	5	0	2	0	0	0	0	0	0	0	0	0	30
4:00 AM	0	43	12	0	3	0	0	0	0	0	0	0	0	0	58
5:00 AM	0	130	44	0	17	3	0	2	0	0	0	0	0	0	196
6:00 AM	3	361	123	8	26	0	0	4	2	0	0	0	0	22	549
7:00 AM	0	640	201	4	27	0	0	7	2	0	0	0	0	53	934
8:00 AM	2	613	194	4	34	0	0	5	0	0	0	0	0	41	893
9:00 AM	0	423	144	3	26	3	0	6	0	0	0	0	0	18	623
10:00 AM	3	400	131	2	27	1	0	3	1	0	0	0	0	18	586
11:00 AM	2	442	145	3	22	1	0	3	0	0	0	0	0	17	635
12:00 PM	7	476	155	4	21	2	0	4	0	0	0	0	0	20	689
1:00 PM	7	469	164	8	26	0	0	4	0	0	0	0	0	23	701
2:00 PM	5	656	177	9	32	1	0	4	1	0	0	0	0	38	923
3:00 PM	4	683	199	12	44	1	0	5	0	0	0	0	0	65	1013
4:00 PM	8	725	217	1	38	1	0	7	0	0	0	0	0	49	1046
5:00 PM	5	778	203	0	43	0	0	2	0	0	0	0	0	55	1086
6:00 PM	5	594	131	0	30	0	0	5	0	0	0	0	0	43	808
7:00 PM	5	459	101	0	19	0	0	5	0	0	0	0	0	19	608
8:00 PM	1	363	70	0	12	0	0	2	0	0	0	0	0	4	452
9:00 PM	1	246	56	1	8	0	0	0	0	0	0	0	0	5	317
10:00 PM	0	139	29	0	5	0	0	0	0	0	0	0	0	1	174
11:00 PM	0	69	17	0	2	0	0	1	0	0	0	0	0	0	89
Day Total	60	8795	2534	59	466	13	0	69	6	0	0	0	0	491	12493
Percent	0.5%	70.4%	20.3%	0.5%	3.7%	0.1%	0.0%	0.6%	0.0%	0.0%	0.0%	0.0%	0.0%	3.9%	
ADT 12493															
AM Peak Volume	6:00 AM	7:00 AM	7:00 AM	6:00 AM	8:00 AM	5:00 AM		7:00 AM	6:00 AM					7:00 AM	7:00 AM
	3	640	201	8	34	3		7	2					53	934
PM Peak Volume	4:00 PM	5:00 PM	4:00 PM	3:00 PM	3:00 PM	12:00 PM		4:00 PM	2:00 PM					3:00 PM	5:00 PM
	8	778	217	12	44	2		7	1					65	1086
<i>Comments:</i>															

LOCATION: 8. Bass Lake Rd to Cameron Park Dr SPECIFIC LOCATION: 0 ft from CITY/STATE: El Dorado Hills, CA														QC JOB #: 12004740 DIRECTION: EB/WB DATE: May 09 2014	
Start Time	Motor-cycles	Cars & Trailer	2 Axle Long	Buses	2 Axle 6 Tire	3 Axle Single	4 Axle Single	<5 Axle Double	5 Axle Double	>6 Axle Double	<6 Axle Multi	6 Axle Multi	>6 Axle Multi	Not Classified	Total
12:00 AM	0	40	7	0	0	0	0	0	0	0	0	0	0	0	47
1:00 AM	0	17	3	0	1	0	0	0	0	0	0	0	0	2	23
2:00 AM	0	21	3	0	1	0	0	0	0	0	0	0	0	0	25
3:00 AM	1	17	3	0	0	0	0	0	0	0	0	0	0	0	21
4:00 AM	1	42	9	0	3	0	0	0	0	0	0	0	0	1	56
5:00 AM	0	146	30	0	12	0	0	1	0	0	0	0	0	0	189
6:00 AM	4	352	105	9	36	1	0	2	0	0	0	0	0	10	519
7:00 AM	3	657	198	5	28	0	0	4	0	0	0	0	0	48	943
8:00 AM	1	587	146	6	29	0	0	3	1	0	0	0	0	34	807
9:00 AM	1	423	153	3	29	1	0	2	1	0	0	0	0	22	635
10:00 AM	4	458	141	1	25	2	0	5	0	0	0	0	0	27	663
11:00 AM	7	439	154	3	34	4	0	6	0	0	0	0	0	20	667
12:00 PM	4	483	147	3	43	0	0	4	1	0	0	0	0	25	710
1:00 PM	16	603	179	7	29	0	0	8	0	0	0	0	0	21	863
2:00 PM	7	731	206	3	33	1	0	6	1	0	0	0	0	53	1041
3:00 PM	4	736	213	13	46	2	0	4	0	0	0	0	0	56	1074
4:00 PM	16	708	216	3	54	1	0	4	0	0	0	0	0	53	1055
5:00 PM	9	751	220	0	38	0	0	2	0	0	0	0	0	50	1070
6:00 PM	5	623	147	1	31	0	0	2	0	0	0	0	0	21	830
7:00 PM	14	462	130	0	12	0	0	1	0	0	0	0	0	14	633
8:00 PM	4	356	85	0	6	0	0	0	0	0	0	0	0	17	468
9:00 PM	2	279	57	0	7	0	0	2	0	0	0	0	0	12	359
10:00 PM	1	196	44	0	14	0	0	1	0	0	0	0	0	8	264
11:00 PM	1	105	30	0	3	0	0	0	0	0	0	0	0	0	139
Day Total	105	9232	2626	57	514	12	0	57	4	0	0	0	0	494	13101
Percent	0.8%	70.5%	20.0%	0.4%	3.9%	0.1%	0.0%	0.4%	0.0%	0.0%	0.0%	0.0%	0.0%	3.8%	
ADT 13101															
AM Peak	11:00 AM	7:00 AM	7:00 AM	6:00 AM	6:00 AM	11:00 AM		11:00 AM	8:00 AM					7:00 AM	7:00 AM
Volume	7	657	198	9	36	4		6	1					48	943
PM Peak	1:00 PM	5:00 PM	5:00 PM	3:00 PM	4:00 PM	3:00 PM		1:00 PM	12:00 PM					3:00 PM	3:00 PM
Volume	16	751	220	13	54	2		8	1					56	1074
<i>Comments:</i>															

LOCATION: 8. Bass Lake Rd to Cameron Park Dr													QC JOB #: 12004740		
SPECIFIC LOCATION: 0 ft from													DIRECTION: EB/WB		
CITY/STATE: El Dorado Hills, CA													DATE: May 03 2014 - May 09 2014		
Start Time	Motor-cycles	Cars & Trailer	2 Axle Long	Buses	2 Axle 6 Tire	3 Axle Single	4 Axle Single	<5 Axle Double	5 Axle Double	>6 Axle Double	<6 Axle Multi	6 Axle Multi	>6 Axle Multi	Not Classified	Total
Grand Total	724	60440	15585	296	3167	102	4	432	34	0	3	0	0	3001	83788
Percent	0.9%	72.1%	18.6%	0.4%	3.8%	0.1%	0.0%	0.5%	0.0%	0.0%	0.0%	0.0%	0.0%	3.6%	
ADT 11969															
<i>Comments:</i>															

Report generated on 5/30/2014 3:58 PM

SOURCE: Quality Counts, LLC (<http://www.qualitycounts.net>)



LOCATION: 8. Bass Lake Rd to Cameron Park Dr SPECIFIC LOCATION: 0 ft from CITY/STATE: El Dorado Hills, CA											QC JOB #: 12004740 DIRECTION: EB/WB DATE: May 03 2014		
Start Time	1 39	40 45	46 48	49 51	52 54	55 57	58 60	61 63	64 66	67 9999	Total	Pace Speed	Number in Pace
12:00 AM	24	23	18	12	12	6	0	0	0	0	95	45-54	45
1:00 AM	7	19	15	8	5	1	4	0	0	3	62	41-50	36
2:00 AM	5	6	2	5	8	2	0	1	0	0	29	45-54	16
3:00 AM	9	5	7	3	4	1	1	1	0	0	31	46-55	14
4:00 AM	10	11	2	4	7	1	0	1	0	0	36	45-54	14
5:00 AM	20	18	22	17	7	6	2	0	1	0	93	42-51	51
6:00 AM	45	66	40	19	17	6	3	0	1	0	197	40-49	112
7:00 AM	90	149	64	43	22	5	2	2	0	0	377	40-49	227
8:00 AM	170	250	121	53	15	3	1	0	0	0	613	40-49	388
9:00 AM	258	332	79	44	13	5	0	1	0	0	732	40-49	425
10:00 AM	315	343	95	44	17	4	2	3	0	0	823	40-49	452
11:00 AM	346	388	109	30	10	4	2	0	1	0	890	40-49	507
12:00 PM	341	403	88	38	15	9	1	1	0	0	896	40-49	503
1:00 PM	283	423	109	26	12	4	0	0	0	0	857	40-49	540
2:00 PM	236	396	108	44	17	6	0	0	0	0	807	40-49	518
3:00 PM	238	371	100	59	16	4	2	0	0	1	791	40-49	490
4:00 PM	279	350	127	55	18	5	2	0	0	0	836	40-49	495
5:00 PM	225	347	127	46	23	5	1	0	1	0	775	40-49	489
6:00 PM	158	273	116	56	22	1	1	0	0	0	627	40-49	407
7:00 PM	130	231	104	42	13	4	0	0	0	0	524	40-49	348
8:00 PM	135	173	63	28	5	2	1	1	0	0	408	40-49	245
9:00 PM	99	135	51	38	13	8	2	0	0	1	347	40-49	198
10:00 PM	62	94	40	26	23	9	1	0	0	0	255	40-49	142
11:00 PM	23	54	31	23	13	1	4	0	0	0	149	40-49	92
Day Total	3508	4860	1638	763	327	102	32	11	4	5	11250	40-49	6752
Percent	31.2%	43.2%	14.6%	6.8%	2.9%	0.9%	0.3%	0.1%	0.0%	0.0%			
ADT 11250													
AM Peak Volume	11:00 AM 346	11:00 AM 388	8:00 AM 121	8:00 AM 53	7:00 AM 22	12:00 AM 6	1:00 AM 4	10:00 AM 3	5:00 AM 1	1:00 AM 3	11:00 AM 890		
PM Peak Volume	12:00 PM 341	1:00 PM 423	4:00 PM 127	3:00 PM 59	5:00 PM 23	12:00 PM 9	11:00 PM 4	12:00 PM 1	5:00 PM 1	3:00 PM 1	12:00 PM 896		
<i>Comments:</i>													

LOCATION: 8. Bass Lake Rd to Cameron Park Dr SPECIFIC LOCATION: 0 ft from CITY/STATE: El Dorado Hills, CA											QC JOB #: 12004740 DIRECTION: EB/WB DATE: May 04 2014			
Start Time	1 39	40 45	46 48	49 51	52 54	55 57	58 60	61 63	64 66	67 9999	Total	Pace Speed	Number in Pace	
12:00 AM	17	21	22	12	10	3	0	0	0	0	85	42-51	48	
1:00 AM	5	29	13	4	4	2	0	0	0	0	57	40-49	43	
2:00 AM	5	5	4	8	1	0	0	0	2	0	25	42-51	15	
3:00 AM	13	8	1	7	0	0	0	0	0	0	29	42-51	13	
4:00 AM	7	9	6	5	3	2	0	2	0	0	34	42-51	17	
5:00 AM	18	18	13	7	4	3	5	3	0	0	71	40-49	33	
6:00 AM	39	53	34	24	19	3	4	1	0	1	178	40-49	95	
7:00 AM	53	112	45	34	19	10	4	0	0	0	277	40-49	168	
8:00 AM	152	199	48	34	20	6	3	0	0	0	462	40-49	258	
9:00 AM	151	271	89	50	14	7	2	0	0	0	584	40-49	376	
10:00 AM	175	288	95	43	17	6	0	0	1	0	625	40-49	397	
11:00 AM	226	306	105	45	14	3	1	0	0	0	700	40-49	426	
12:00 PM	249	338	92	34	13	3	1	0	1	0	731	40-49	441	
1:00 PM	203	327	87	43	18	3	0	1	0	2	684	40-49	428	
2:00 PM	247	317	88	41	22	2	2	0	0	0	719	40-49	418	
3:00 PM	217	330	113	45	21	5	0	0	1	0	732	40-49	457	
4:00 PM	209	320	114	49	16	2	0	0	0	0	710	40-49	450	
5:00 PM	162	260	108	60	17	8	0	2	0	1	618	40-49	388	
6:00 PM	114	229	106	66	18	7	2	0	0	0	542	40-49	357	
7:00 PM	143	200	70	44	19	3	1	0	0	1	481	40-49	284	
8:00 PM	111	170	47	26	12	0	2	0	0	1	369	40-49	225	
9:00 PM	47	90	48	26	15	5	0	1	0	0	232	40-49	146	
10:00 PM	17	53	32	20	7	3	2	0	1	0	135	40-49	91	
11:00 PM	12	22	15	11	5	1	1	0	1	0	68	42-51	40	
Day Total	2592	3975	1395	738	308	87	30	10	7	6	9148	40-49	5616	
Percent	28.3%	43.5%	15.2%	8.1%	3.4%	1.0%	0.3%	0.1%	0.1%	0.1%				
ADT 9148														
AM Peak Volume	11:00 AM	11:00 AM	11:00 AM	9:00 AM	8:00 AM	7:00 AM	5:00 AM	5:00 AM	2:00 AM	6:00 AM	11:00 AM			
	226	306	105	50	20	10	5	3	2	1	700			
PM Peak Volume	12:00 PM	12:00 PM	4:00 PM	6:00 PM	2:00 PM	5:00 PM	2:00 PM	5:00 PM	12:00 PM	1:00 PM	3:00 PM			
	249	338	114	66	22	8	2	2	1	2	732			
<i>Comments:</i>														

LOCATION: 8. Bass Lake Rd to Cameron Park Dr SPECIFIC LOCATION: 0 ft from CITY/STATE: El Dorado Hills, CA											QC JOB #: 12004740 DIRECTION: EB/WB DATE: May 05 2014			
Start Time	1 39	40 45	46 48	49 51	52 54	55 57	58 60	61 63	64 66	67 9999	Total	Pace Speed	Number in Pace	
12:00 AM	4	13	6	5	2	0	1	0	0	0	31	41-50	20	
1:00 AM	4	9	3	1	3	2	1	0	0	0	23	40-49	12	
2:00 AM	3	2	3	1	1	2	0	0	0	0	12	47-56	5	
3:00 AM	10	9	7	3	7	1	0	1	1	0	39	45-54	18	
4:00 AM	13	13	8	14	4	4	1	0	0	0	57	42-51	30	
5:00 AM	25	61	48	32	20	10	4	1	1	1	203	42-51	120	
6:00 AM	146	196	93	54	22	3	5	0	0	1	520	40-49	307	
7:00 AM	314	470	117	37	15	0	1	0	0	0	954	40-49	599	
8:00 AM	251	386	140	71	19	3	2	0	0	0	872	40-49	549	
9:00 AM	164	275	101	49	11	2	0	1	0	0	603	40-49	392	
10:00 AM	180	244	90	46	8	8	0	0	0	0	576	40-49	349	
11:00 AM	199	268	82	49	13	6	1	0	1	0	619	40-49	366	
12:00 PM	238	376	98	39	11	4	0	0	0	0	766	40-49	486	
1:00 PM	316	358	109	42	13	5	0	0	0	0	843	40-49	481	
2:00 PM	407	344	84	51	14	0	0	0	0	0	900	40-49	445	
3:00 PM	343	411	134	38	11	2	1	1	0	1	942	40-49	557	
4:00 PM	366	447	112	43	11	3	0	0	0	1	983	40-49	573	
5:00 PM	371	508	115	50	17	2	0	1	0	0	1064	40-49	639	
6:00 PM	270	307	141	46	10	6	2	0	1	1	784	40-49	463	
7:00 PM	178	256	88	48	14	4	2	2	0	1	593	40-49	360	
8:00 PM	146	160	59	31	9	3	0	0	0	0	408	40-49	229	
9:00 PM	61	101	54	34	12	10	0	1	0	1	274	40-49	166	
10:00 PM	35	58	35	12	11	4	1	0	0	0	156	40-49	97	
11:00 PM	11	31	12	13	10	1	1	1	0	0	80	40-49	47	
Day Total	4055	5303	1739	809	268	85	23	9	4	7	12302	40-49	7311	
Percent	33.0%	43.1%	14.1%	6.6%	2.2%	0.7%	0.2%	0.1%	0.0%	0.1%				
ADT 12302														
AM Peak Volume	7:00 AM	7:00 AM	8:00 AM	8:00 AM	6:00 AM	5:00 AM	6:00 AM	3:00 AM	3:00 AM	5:00 AM	7:00 AM			
	314	470	140	71	22	10	5	1	1	1	954			
PM Peak Volume	2:00 PM	5:00 PM	6:00 PM	2:00 PM	5:00 PM	9:00 PM	6:00 PM	7:00 PM	6:00 PM	3:00 PM	5:00 PM			
	407	508	141	51	17	10	2	2	1	1	1064			
<i>Comments:</i>														

LOCATION: 8. Bass Lake Rd to Cameron Park Dr SPECIFIC LOCATION: 0 ft from CITY/STATE: El Dorado Hills, CA											QC JOB #: 12004740 DIRECTION: EB/WB DATE: May 06 2014		
Start Time	1 39	40 45	46 48	49 51	52 54	55 57	58 60	61 63	64 66	67 9999	Total	Pace Speed	Number in Pace
12:00 AM	8	10	4	3	2	2	0	0	1	0	30	41-50	14
1:00 AM	3	10	7	4	2	2	2	0	0	0	30	40-49	18
2:00 AM	9	2	1	2	0	2	1	0	0	0	17	49-58	4
3:00 AM	10	8	2	2	5	0	1	0	1	0	29	45-54	10
4:00 AM	17	19	11	7	4	6	0	2	0	0	66	40-49	32
5:00 AM	36	58	43	40	19	10	2	0	0	0	208	42-51	121
6:00 AM	126	234	99	67	26	6	2	2	1	0	563	40-49	355
7:00 AM	319	463	112	47	26	3	1	0	0	0	971	40-49	590
8:00 AM	265	372	144	67	13	3	0	2	0	0	866	40-49	538
9:00 AM	172	254	90	40	13	4	4	1	0	0	578	40-49	357
10:00 AM	201	245	87	41	24	2	0	1	0	0	601	40-49	345
11:00 AM	211	293	74	35	7	5	2	0	0	0	627	40-49	378
12:00 PM	243	304	81	51	13	6	0	2	0	2	702	40-49	402
1:00 PM	259	314	94	52	15	1	0	0	0	0	735	40-49	425
2:00 PM	328	420	95	41	14	4	0	0	0	1	903	40-49	528
3:00 PM	433	383	104	50	12	5	1	1	0	2	991	40-49	503
4:00 PM	371	441	104	49	13	3	2	1	0	0	984	40-49	561
5:00 PM	308	522	157	62	24	2	1	0	0	0	1076	40-49	699
6:00 PM	312	414	128	45	15	5	1	0	0	0	920	40-49	557
7:00 PM	270	264	109	32	9	1	0	0	0	0	685	40-49	383
8:00 PM	142	194	65	37	14	5	0	0	0	2	459	40-49	271
9:00 PM	80	100	54	29	12	4	3	0	0	0	282	40-49	163
10:00 PM	35	55	46	29	10	4	2	1	0	0	182	42-51	111
11:00 PM	12	34	12	16	7	0	2	0	1	0	84	40-49	51
Day Total	4170	5413	1723	848	299	85	27	13	4	7	12589	40-49	7418
Percent	33.1%	43.0%	13.7%	6.7%	2.4%	0.7%	0.2%	0.1%	0.0%	0.1%			
ADT 12589													
AM Peak Volume	7:00 AM 319	7:00 AM 463	8:00 AM 144	6:00 AM 67	6:00 AM 26	5:00 AM 10	9:00 AM 4	4:00 AM 2	12:00 AM 1		7:00 AM 971		
PM Peak Volume	3:00 PM 433	5:00 PM 522	5:00 PM 157	5:00 PM 62	5:00 PM 24	12:00 PM 6	9:00 PM 3	12:00 PM 2	11:00 PM 1	12:00 PM 2	5:00 PM 1076		
<i>Comments:</i>													

LOCATION: 8. Bass Lake Rd to Cameron Park Dr SPECIFIC LOCATION: 0 ft from CITY/STATE: El Dorado Hills, CA											QC JOB #: 12004740 DIRECTION: EB/WB DATE: May 07 2014			
Start Time	1 39	40 45	46 48	49 51	52 54	55 57	58 60	61 63	64 66	67 9999	Total	Pace Speed	Number in Pace	
12:00 AM	6	13	12	7	3	1	0	0	0	0	42	42-51	27	
1:00 AM	6	11	8	4	0	2	0	0	0	0	31	40-49	20	
2:00 AM	1	6	4	3	1	2	0	1	0	0	18	40-49	11	
3:00 AM	3	4	10	4	0	2	2	0	0	0	25	42-51	16	
4:00 AM	10	15	10	8	6	6	1	0	0	0	56	43-52	27	
5:00 AM	42	49	30	36	16	10	7	2	0	1	193	42-51	98	
6:00 AM	122	215	100	77	31	12	4	1	0	0	562	40-49	340	
7:00 AM	310	407	147	62	23	7	0	0	0	0	956	40-49	574	
8:00 AM	270	447	116	50	16	2	1	1	0	1	904	40-49	579	
9:00 AM	203	267	91	45	18	6	0	0	0	0	630	40-49	373	
10:00 AM	247	280	93	32	11	5	1	0	0	0	669	40-49	383	
11:00 AM	261	299	72	23	10	3	1	0	0	0	669	40-49	378	
12:00 PM	232	328	87	46	6	4	2	0	0	0	705	40-49	430	
1:00 PM	262	356	104	38	12	1	1	0	0	0	774	40-49	472	
2:00 PM	390	421	114	51	13	1	0	1	0	0	991	40-49	552	
3:00 PM	447	397	111	57	11	8	0	0	0	1	1032	40-49	527	
4:00 PM	368	431	139	62	15	1	0	0	0	0	1016	40-49	590	
5:00 PM	384	465	142	59	13	4	2	0	0	0	1069	40-49	626	
6:00 PM	293	364	155	68	17	12	0	0	0	0	909	40-49	541	
7:00 PM	196	273	98	47	27	3	1	1	0	0	646	40-49	386	
8:00 PM	154	171	76	42	21	3	1	0	0	0	468	40-49	261	
9:00 PM	64	106	57	49	5	12	1	1	0	0	295	40-49	179	
10:00 PM	37	52	24	25	15	5	2	1	1	0	162	41-50	84	
11:00 PM	11	23	25	14	7	2	1	0	0	0	83	42-51	54	
Day Total	4319	5400	1825	909	297	114	28	9	1	3	12905	40-49	7528	
Percent	33.5%	41.8%	14.1%	7.0%	2.3%	0.9%	0.2%	0.1%	0.0%	0.0%				
ADT 12905														
AM Peak	7:00 AM	8:00 AM	7:00 AM	6:00 AM	6:00 AM	6:00 AM	5:00 AM	5:00 AM		5:00 AM	7:00 AM			
Volume	310	447	147	77	31	12	7	2		1	956			
PM Peak	3:00 PM	5:00 PM	6:00 PM	6:00 PM	7:00 PM	6:00 PM	12:00 PM	2:00 PM	10:00 PM	3:00 PM	5:00 PM			
Volume	447	465	155	68	27	12	2	1	1	1	1069			
<i>Comments:</i>														

LOCATION: 8. Bass Lake Rd to Cameron Park Dr SPECIFIC LOCATION: 0 ft from CITY/STATE: El Dorado Hills, CA											QC JOB #: 12004740 DIRECTION: EB/WB DATE: May 08 2014			
Start Time	1 39	40 45	46 48	49 51	52 54	55 57	58 60	61 63	64 66	67 9999	Total	Pace Speed	Number in Pace	
12:00 AM	4	11	7	4	7	3	0	0	1	0	37	45-54	19	
1:00 AM	5	7	2	7	3	0	0	2	0	0	26	45-54	13	
2:00 AM	6	5	4	1	2	1	0	1	0	0	20	40-49	9	
3:00 AM	7	6	7	5	2	1	2	0	0	0	30	42-51	16	
4:00 AM	10	12	8	10	13	3	0	1	1	0	58	45-54	33	
5:00 AM	38	60	34	27	18	11	7	1	0	0	196	40-49	103	
6:00 AM	124	246	91	59	19	6	4	0	0	0	549	40-49	356	
7:00 AM	348	419	105	44	15	1	1	0	1	0	934	40-49	538	
8:00 AM	287	399	124	63	11	7	1	1	0	0	893	40-49	544	
9:00 AM	159	299	91	57	12	4	1	0	0	0	623	40-49	409	
10:00 AM	162	267	87	49	13	6	0	2	0	0	586	40-49	370	
11:00 AM	163	311	105	35	19	1	1	0	0	0	635	40-49	427	
12:00 PM	198	299	125	48	13	6	0	0	0	0	689	40-49	439	
1:00 PM	220	313	101	48	14	5	0	0	0	0	701	40-49	429	
2:00 PM	331	416	114	48	13	1	0	0	0	0	923	40-49	546	
3:00 PM	479	394	98	31	10	0	0	0	0	1	1013	39-48	504	
4:00 PM	387	470	131	43	11	3	0	0	0	1	1046	40-49	615	
5:00 PM	434	457	119	58	13	3	0	1	0	1	1086	40-49	595	
6:00 PM	251	342	136	56	19	1	3	0	0	0	808	40-49	496	
7:00 PM	189	286	79	31	19	3	0	0	0	1	608	40-49	375	
8:00 PM	106	199	72	44	24	5	1	1	0	0	452	40-49	285	
9:00 PM	71	113	61	35	26	6	5	0	0	0	317	40-49	185	
10:00 PM	39	60	36	28	7	3	1	0	0	0	174	40-49	105	
11:00 PM	18	34	17	9	8	2	1	0	0	0	89	40-49	54	
Day Total	4036	5425	1754	840	311	82	28	10	3	4	12493	40-49	7458	
Percent	32.3%	43.4%	14.0%	6.7%	2.5%	0.7%	0.2%	0.1%	0.0%	0.0%				
ADT 12493														
AM Peak Volume	7:00 AM 348	7:00 AM 419	8:00 AM 124	8:00 AM 63	6:00 AM 19	5:00 AM 11	5:00 AM 7	1:00 AM 2	12:00 AM 1		7:00 AM 934			
PM Peak Volume	3:00 PM 479	4:00 PM 470	6:00 PM 136	5:00 PM 58	9:00 PM 26	12:00 PM 6	9:00 PM 5	5:00 PM 1		3:00 PM 1	5:00 PM 1086			
<i>Comments:</i>														

LOCATION: 8. Bass Lake Rd to Cameron Park Dr SPECIFIC LOCATION: 0 ft from CITY/STATE: El Dorado Hills, CA											QC JOB #: 12004740 DIRECTION: EB/WB DATE: May 09 2014			
Start Time	1 39	40 45	46 48	49 51	52 54	55 57	58 60	61 63	64 66	67 9999	Total	Pace Speed	Number in Pace	
12:00 AM	3	13	12	4	6	2	3	2	2	0	47	40-49	26	
1:00 AM	6	3	5	3	4	1	0	1	0	0	23	46-55	12	
2:00 AM	3	6	3	4	6	3	0	0	0	0	25	45-54	14	
3:00 AM	7	3	2	6	1	2	0	0	0	0	21	42-51	10	
4:00 AM	10	12	12	6	8	6	2	0	0	0	56	46-55	27	
5:00 AM	34	47	39	26	22	13	4	1	1	2	189	42-51	96	
6:00 AM	114	176	102	68	46	9	3	1	0	0	519	40-49	300	
7:00 AM	347	430	104	45	10	4	2	1	0	0	943	40-49	548	
8:00 AM	256	380	113	42	13	3	0	0	0	0	807	40-49	506	
9:00 AM	191	268	105	48	14	6	3	0	0	0	635	40-49	389	
10:00 AM	209	286	104	43	17	2	2	0	0	0	663	40-49	404	
11:00 AM	195	305	100	49	14	2	2	0	0	0	667	40-49	421	
12:00 PM	224	307	103	51	21	4	0	0	0	0	710	40-49	427	
1:00 PM	298	399	111	39	13	1	1	1	0	0	863	40-49	523	
2:00 PM	399	462	113	45	19	3	0	0	0	0	1041	40-49	590	
3:00 PM	415	477	122	42	17	1	0	0	0	0	1074	40-49	613	
4:00 PM	346	516	124	47	17	3	2	0	0	0	1055	40-49	655	
5:00 PM	331	459	184	66	23	3	3	1	0	0	1070	40-49	664	
6:00 PM	207	375	146	70	19	9	2	0	0	2	830	40-49	544	
7:00 PM	189	289	100	36	14	2	3	0	0	0	633	40-49	401	
8:00 PM	145	201	70	28	15	6	2	0	0	1	468	40-49	280	
9:00 PM	80	150	71	39	13	6	0	0	0	0	359	40-49	234	
10:00 PM	49	93	54	40	17	9	1	1	0	0	264	40-49	160	
11:00 PM	27	43	20	30	13	5	1	0	0	0	139	42-51	78	
Day Total	4085	5700	1919	877	362	105	36	9	3	5	13101	40-49	7911	
Percent	31.2%	43.5%	14.6%	6.7%	2.8%	0.8%	0.3%	0.1%	0.0%	0.0%				
ADT 13101														
AM Peak Volume	7:00 AM	7:00 AM	8:00 AM	6:00 AM	6:00 AM	5:00 AM	5:00 AM	12:00 AM	12:00 AM	5:00 AM	7:00 AM			
	347	430	113	68	46	13	4	2	2	2	943			
PM Peak Volume	3:00 PM	4:00 PM	5:00 PM	6:00 PM	5:00 PM	6:00 PM	5:00 PM	1:00 PM		6:00 PM	3:00 PM			
	415	516	184	70	23	9	3	1		2	1074			
<i>Comments:</i>														

LOCATION: 8. Bass Lake Rd to Cameron Park Dr											QC JOB #: 12004740			
SPECIFIC LOCATION: 0 ft from											DIRECTION: EB/WB			
CITY/STATE: El Dorado Hills, CA											DATE: May 03 2014 - May 09 2014			
Start Time	1	40	46	49	52	55	58	61	64	67				
	39	45	48	51	54	57	60	63	66	9999				
Grand Total	26765	36076	11993	5784	2172	660	204	71	26	37		83788	40-49	49997
Percent	31.9%	43.1%	14.3%	6.9%	2.6%	0.8%	0.2%	0.1%	0.0%	0.0%				
Cumulative Percent	31.9%	75.0%	89.3%	96.2%	98.8%	99.6%	99.8%	99.9%	100.0%	100.0%				
ADT 11969												85th Percentile 47 MPH Mean Speed(Average) 38 MPH Median 41 MPH Mode 42 MPH		
<i>Comments:</i>														

Report generated on 5/30/2014 3:57 PM

SOURCE: Quality Counts, LLC (<http://www.qualitycounts.net>)



LOCATION: 8. Bass Lake Rd to Cameron Park Dr SPECIFIC LOCATION: 0 ft from CITY/STATE: El Dorado Hills, CA						QC JOB #: 12004740 DIRECTION: EB DATE: May 03 2014 - May 04 2014				
Start Time	Mon	Tue	Wed	Thu	Fri	Average Weekday Hourly Traffic	Sat 03-May-14	Sun 04-May-14	Average Week Hourly Traffic	Average Week Profile
12:00 AM						0	52	56	54	
1:00 AM						0	42	34	38	
2:00 AM						0	21	17	19	
3:00 AM						0	12	15	14	
4:00 AM						0	13	13	13	
5:00 AM						0	27	28	28	
6:00 AM						0	68	69	69	
7:00 AM						0	160	119	140	
8:00 AM						0	277	221	249	
9:00 AM						0	375	303	339	
10:00 AM						0	401	301	351	
11:00 AM						0	480	313	397	
12:00 PM						0	467	366	417	
1:00 PM						0	451	347	399	
2:00 PM						0	432	409	421	
3:00 PM						0	402	399	401	
4:00 PM						0	460	395	428	
5:00 PM						0	423	367	395	
6:00 PM						0	357	290	324	
7:00 PM						0	302	294	298	
8:00 PM						0	223	206	215	
9:00 PM						0	204	144	174	
10:00 PM						0	155	91	123	
11:00 PM						0	91	46	69	
Day Total						0	5895	4843	5375	
% Weekday Average										
% Week Average						0.0%	109.7%	90.1%		
AM Peak						12:00 AM	11:00 AM	11:00 AM	11:00 AM	
Volume						0	480	313	397	
PM Peak						12:00 PM	12:00 PM	2:00 PM	4:00 PM	
Volume						0	467	409	428	
<i>Comments:</i>										

LOCATION: 8. Bass Lake Rd to Cameron Park Dr SPECIFIC LOCATION: 0 ft from CITY/STATE: El Dorado Hills, CA						QC JOB #: 12004740 DIRECTION: EB DATE: May 05 2014 - May 09 2014				
Start Time	Mon 05-May-14	Tue 06-May-14	Wed 07-May-14	Thu 08-May-14	Fri 09-May-14	Average Weekday Hourly Traffic	Sat	Sun	Average Week Hourly Traffic	Average Week Profile
12:00 AM	16	17	25	28	36	24			24	
1:00 AM	17	15	15	11	14	14			14	
2:00 AM	3	7	8	11	16	9			9	
3:00 AM	14	15	9	13	11	12			12	
4:00 AM	14	22	12	14	15	15			15	
5:00 AM	46	41	32	39	48	41			41	
6:00 AM	183	184	193	175	203	188			188	
7:00 AM	370	368	382	352	369	368			368	
8:00 AM	385	383	379	392	336	375			375	
9:00 AM	277	252	303	301	289	284			284	
10:00 AM	270	276	306	245	310	281			281	
11:00 AM	314	316	336	340	351	331			331	
12:00 PM	373	373	335	342	369	358			358	
1:00 PM	456	373	412	355	442	408			408	
2:00 PM	518	508	558	537	572	539			539	
3:00 PM	564	592	581	609	606	590			590	
4:00 PM	618	602	611	624	628	617			617	
5:00 PM	652	599	650	679	647	645			645	
6:00 PM	498	573	533	473	478	511			511	
7:00 PM	334	456	412	364	410	395			395	
8:00 PM	234	291	297	288	289	280			280	
9:00 PM	176	186	191	203	222	196			196	
10:00 PM	104	131	117	120	164	127			127	
11:00 PM	51	53	57	53	96	62			62	
Day Total	6487	6633	6754	6568	6921	6670			6670	
% Weekday Average		99.4%	101.3%	98.5%	103.8%					
% Week Average	120.7%	99.4%	101.3%	98.5%	103.8%	100.0%				
AM Peak	8:00 AM	8:00 AM	7:00 AM	8:00 AM	7:00 AM	8:00 AM			8:00 AM	
Volume	385	383	382	392	369	375			375	
PM Peak	5:00 PM	4:00 PM	5:00 PM	5:00 PM	5:00 PM	5:00 PM			5:00 PM	
Volume	652	602	650	679	647	645			645	
<i>Comments:</i>										

LOCATION: 8. Bass Lake Rd to Cameron Park Dr SPECIFIC LOCATION: 0 ft from CITY/STATE: El Dorado Hills, CA						QC JOB #: 12004740 DIRECTION: EB DATE: Apr 28 2014 - May 02 2014		
Start Time	Mon 28-Apr-14	Tue 29-Apr-14	Wed 30-Apr-14	Thu 01-May-14	Fri 02-May-14	Average Weekday Hourly Traffic		Average Weekday Profile
12:00 AM	16	17	25	28	36	24		
1:00 AM	17	15	15	11	14	14		
2:00 AM	3	7	8	11	16	9		
3:00 AM	14	15	9	13	11	12		
4:00 AM	14	22	12	14	15	15		
5:00 AM	46	41	32	39	48	41		
6:00 AM	183	184	193	175	203	188		
7:00 AM	370	368	382	352	369	368		
8:00 AM	385	383	379	392	336	375		
9:00 AM	277	252	303	301	289	284		
10:00 AM	270	276	306	245	310	281		
11:00 AM	314	316	336	340	351	331		
12:00 PM	373	373	335	342	369	358		
1:00 PM	456	373	412	355	442	408		
2:00 PM	518	508	558	537	572	539		
3:00 PM	564	592	581	609	606	590		
4:00 PM	618	602	611	624	628	617		
5:00 PM	652	599	650	679	647	645		
6:00 PM	498	573	533	473	478	511		
7:00 PM	334	456	412	364	410	395		
8:00 PM	234	291	297	288	289	280		
9:00 PM	176	186	191	203	222	196		
10:00 PM	104	131	117	120	164	127		
11:00 PM	51	53	57	53	96	62		
Day Total	6487	6633	6754	6568	6921	6670		
% Weekday Average	97.3%	99.4%	101.3%	98.5%	103.8%			
% Week Average								
AM Peak Volume	8:00 AM 385	8:00 AM 383	7:00 AM 382	8:00 AM 392	7:00 AM 369	8:00 AM 375		
PM Peak Volume	5:00 PM 652	4:00 PM 602	5:00 PM 650	5:00 PM 679	5:00 PM 647	5:00 PM 645		
<i>Comments:</i>								

LOCATION: 8. Bass Lake Rd to Cameron Park Dr SPECIFIC LOCATION: 0 ft from CITY/STATE: El Dorado Hills, CA				QC JOB #: 12004740 DIRECTION: EB DATE: May 03 2014 - May 04 2014		
Start Time			Sat 03-May-14	Sun 04-May-14	Average Weekend Hourly Traffic	Average Weekend Profile
12:00 AM			52	56	54	
1:00 AM			42	34	38	
2:00 AM			21	17	19	
3:00 AM			12	15	14	
4:00 AM			13	13	13	
5:00 AM			27	28	28	
6:00 AM			68	69	69	
7:00 AM			160	119	140	
8:00 AM			277	221	249	
9:00 AM			375	303	339	
10:00 AM			401	301	351	
11:00 AM			480	313	397	
12:00 PM			467	366	417	
1:00 PM			451	347	399	
2:00 PM			432	409	421	
3:00 PM			402	399	401	
4:00 PM			460	395	428	
5:00 PM			423	367	395	
6:00 PM			357	290	324	
7:00 PM			302	294	298	
8:00 PM			223	206	215	
9:00 PM			204	144	174	
10:00 PM			155	91	123	
11:00 PM			91	46	69	
Day Total			5895	4843	5375	
% Weekday Average						
% Week Average			109.7%	90.1%		
AM Peak Volume			11:00 AM 480	11:00 AM 313	11:00 AM 397	
PM Peak Volume			12:00 PM 467	2:00 PM 409	4:00 PM 428	
<i>Comments:</i>						

LOCATION: 8. Bass Lake Rd to Cameron Park Dr
SPECIFIC LOCATION: 0 ft from
CITY/STATE: El Dorado Hills, CA

QC JOB #: 12004740
DIRECTION: EB
DATE: Apr 28 2014 - May 04 2014

Start Time	Mon 28-Apr-14	Tue 29-Apr-14	Wed 30-Apr-14	Thu 01-May-14	Fri 02-May-14	Average Weekday Hourly Traffic	Sat 03-May-14	Sun 04-May-14	Average Week Hourly Traffic	Average Week Profile
12:00 AM	16	17	25	28	36	24	52	56	33	
1:00 AM	17	15	15	11	14	14	42	34	21	
2:00 AM	3	7	8	11	16	9	21	17	12	
3:00 AM	14	15	9	13	11	12	12	15	13	
4:00 AM	14	22	12	14	15	15	13	13	15	
5:00 AM	46	41	32	39	48	41	27	28	37	
6:00 AM	183	184	193	175	203	188	68	69	154	
7:00 AM	370	368	382	352	369	368	160	119	303	
8:00 AM	385	383	379	392	336	375	277	221	339	
9:00 AM	277	252	303	301	289	284	375	303	300	
10:00 AM	270	276	306	245	310	281	401	301	301	
11:00 AM	314	316	336	340	351	331	480	313	350	
12:00 PM	373	373	335	342	369	358	467	366	375	
1:00 PM	456	373	412	355	442	408	451	347	405	
2:00 PM	518	508	558	537	572	539	432	409	505	
3:00 PM	564	592	581	609	606	590	402	399	536	
4:00 PM	618	602	611	624	628	617	460	395	563	
5:00 PM	652	599	650	679	647	645	423	367	574	
6:00 PM	498	573	533	473	478	511	357	290	457	
7:00 PM	334	456	412	364	410	395	302	294	367	
8:00 PM	234	291	297	288	289	280	223	206	261	
9:00 PM	176	186	191	203	222	196	204	144	189	
10:00 PM	104	131	117	120	164	127	155	91	126	
11:00 PM	51	53	57	53	96	62	91	46	64	
Day Total	6487	6633	6754	6568	6921	6670	5895	4843	6300	
% Weekday Average	97.3%	99.4%	101.3%	98.5%	103.8%					
% Week Average	103.0%	105.3%	107.2%	104.3%	109.9%	105.9%	93.6%	76.9%		
AM Peak Volume	8:00 AM 385	8:00 AM 383	7:00 AM 382	8:00 AM 392	7:00 AM 369	8:00 AM 375	11:00 AM 480	11:00 AM 313	11:00 AM 350	
PM Peak Volume	5:00 PM 652	4:00 PM 602	5:00 PM 650	5:00 PM 679	5:00 PM 647	5:00 PM 645	12:00 PM 467	2:00 PM 409	5:00 PM 574	

Comments:

LOCATION: 8. Bass Lake Rd to Cameron Park Dr SPECIFIC LOCATION: 0 ft from CITY/STATE: El Dorado Hills, CA														QC JOB #: 12004740 DIRECTION: EB DATE: May 03 2014	
Start Time	Motor-cycles	Cars & Trailer	2 Axle Long	Buses	2 Axle 6 Tire	3 Axle Single	4 Axle Single	<5 Axle Double	5 Axle Double	>6 Axle Double	<6 Axle Multi	6 Axle Multi	>6 Axle Multi	Not Classified	Total
12:00 AM	1	42	5	1	2	0	0	0	0	0	0	0	0	1	52
1:00 AM	0	39	3	0	0	0	0	0	0	0	0	0	0	0	42
2:00 AM	0	17	4	0	0	0	0	0	0	0	0	0	0	0	21
3:00 AM	0	12	0	0	0	0	0	0	0	0	0	0	0	0	12
4:00 AM	0	9	3	0	1	0	0	0	0	0	0	0	0	0	13
5:00 AM	0	19	5	0	0	0	0	0	0	0	0	0	0	3	27
6:00 AM	0	44	19	0	4	0	0	0	0	0	0	0	0	1	68
7:00 AM	1	110	41	0	6	0	0	0	0	0	0	0	0	2	160
8:00 AM	5	197	56	0	7	0	0	1	0	0	0	0	0	11	277
9:00 AM	7	263	74	0	12	1	0	2	0	0	0	0	0	16	375
10:00 AM	6	270	90	0	19	0	0	3	0	0	0	0	0	13	401
11:00 AM	5	363	75	0	18	1	0	3	0	0	0	0	0	15	480
12:00 PM	8	340	85	1	15	2	0	3	0	0	0	0	0	13	467
1:00 PM	6	324	84	1	19	0	0	5	0	0	0	0	0	12	451
2:00 PM	9	331	57	0	21	0	0	0	0	0	0	0	0	14	432
3:00 PM	9	297	67	0	15	0	0	4	1	0	0	0	0	9	402
4:00 PM	10	360	59	0	10	0	0	6	0	0	0	0	0	15	460
5:00 PM	2	316	70	0	16	0	0	3	0	0	0	0	0	16	423
6:00 PM	7	275	55	0	10	1	0	2	0	0	0	0	0	7	357
7:00 PM	4	238	44	0	6	0	0	2	0	0	0	0	0	8	302
8:00 PM	1	181	32	0	4	0	0	1	0	0	0	0	0	4	223
9:00 PM	3	156	33	0	10	0	0	0	0	0	0	0	0	2	204
10:00 PM	0	135	16	0	4	0	0	0	0	0	0	0	0	0	155
11:00 PM	0	73	16	0	2	0	0	0	0	0	0	0	0	0	91
Day Total	84	4411	993	3	201	5	0	35	1	0	0	0	0	162	5895
Percent	1.4%	74.8%	16.8%	0.1%	3.4%	0.1%	0.0%	0.6%	0.0%	0.0%	0.0%	0.0%	0.0%	2.7%	
ADT 5895															
AM Peak	9:00 AM	11:00 AM	10:00 AM	12:00 AM	10:00 AM	9:00 AM		10:00 AM						9:00 AM	11:00 AM
Volume	7	363	90	1	19	1		3						16	480
PM Peak	4:00 PM	4:00 PM	12:00 PM	12:00 PM	2:00 PM	12:00 PM		4:00 PM	3:00 PM					5:00 PM	12:00 PM
Volume	10	360	85	1	21	2		6	1					16	467
<i>Comments:</i>															

LOCATION: 8. Bass Lake Rd to Cameron Park Dr
SPECIFIC LOCATION: 0 ft from
CITY/STATE: El Dorado Hills, CA

QC JOB #: 12004740
DIRECTION: EB
DATE: May 04 2014

Start Time	Motor-cycles	Cars & Trailer	2 Axle Long	Buses	2 Axle 6 Tire	3 Axle Single	4 Axle Single	<5 Axle Double	5 Axle Double	>6 Axle Double	<6 Axle Multi	6 Axle Multi	>6 Axle Multi	Not Classified	Total
12:00 AM	0	54	1	0	1	0	0	0	0	0	0	0	0	0	56
1:00 AM	0	31	3	0	0	0	0	0	0	0	0	0	0	0	34
2:00 AM	1	13	3	0	0	0	0	0	0	0	0	0	0	0	17
3:00 AM	1	11	3	0	0	0	0	0	0	0	0	0	0	0	15
4:00 AM	0	9	2	0	2	0	0	0	0	0	0	0	0	0	13
5:00 AM	0	24	2	0	2	0	0	0	0	0	0	0	0	0	28
6:00 AM	0	50	13	0	5	0	0	0	0	0	0	0	0	1	69
7:00 AM	1	82	28	0	4	0	0	1	0	0	0	0	0	3	119
8:00 AM	2	162	39	0	4	0	0	1	0	0	0	0	0	13	221
9:00 AM	6	235	44	0	10	0	0	3	0	0	0	0	0	5	303
10:00 AM	5	229	47	1	11	0	0	1	0	0	0	0	0	7	301
11:00 AM	4	233	58	0	10	0	0	1	0	0	0	0	0	7	313
12:00 PM	9	267	59	0	18	0	0	0	0	0	0	0	0	13	366
1:00 PM	6	281	47	0	8	0	0	0	0	0	0	0	0	5	347
2:00 PM	9	296	75	1	16	0	0	3	0	0	0	0	0	9	409
3:00 PM	10	302	62	0	14	1	0	2	0	0	0	0	0	8	399
4:00 PM	8	280	77	0	14	0	0	3	0	0	0	0	0	13	395
5:00 PM	4	292	56	0	4	0	0	3	0	0	0	0	0	8	367
6:00 PM	3	224	42	0	11	0	0	3	0	0	0	0	0	7	290
7:00 PM	3	222	53	0	11	0	0	1	0	0	0	0	0	4	294
8:00 PM	0	161	40	0	3	0	0	0	0	0	0	0	0	2	206
9:00 PM	1	112	21	0	7	0	0	1	0	0	0	0	0	2	144
10:00 PM	0	79	9	1	2	0	0	0	0	0	0	0	0	0	91
11:00 PM	0	41	4	0	0	0	0	1	0	0	0	0	0	0	46
Day Total	73	3690	788	3	157	1	0	24	0	0	0	0	0	107	4843
Percent	1.5%	76.2%	16.3%	0.1%	3.2%	0.0%	0.0%	0.5%	0.0%	0.0%	0.0%	0.0%	0.0%	2.2%	
ADT 4843															
AM Peak	9:00 AM	9:00 AM	11:00 AM	10:00 AM	10:00 AM			9:00 AM						8:00 AM	11:00 AM
Volume	6	235	58	1	11			3						13	313
PM Peak	3:00 PM	3:00 PM	4:00 PM	2:00 PM	12:00 PM	3:00 PM		2:00 PM						12:00 PM	2:00 PM
Volume	10	302	77	1	18	1		3						13	409

Comments:

LOCATION: 8. Bass Lake Rd to Cameron Park Dr SPECIFIC LOCATION: 0 ft from CITY/STATE: El Dorado Hills, CA														QC JOB #: 12004740 DIRECTION: EB DATE: May 05 2014	
Start Time	Motor-cycles	Cars & Trailer	2 Axle Long	Buses	2 Axle 6 Tire	3 Axle Single	4 Axle Single	<5 Axle Double	5 Axle Double	>6 Axle Double	<6 Axle Multi	6 Axle Multi	>6 Axle Multi	Not Classified	Total
12:00 AM	0	15	1	0	0	0	0	0	0	0	0	0	0	0	16
1:00 AM	0	14	3	0	0	0	0	0	0	0	0	0	0	0	17
2:00 AM	0	2	1	0	0	0	0	0	0	0	0	0	0	0	3
3:00 AM	1	11	2	0	0	0	0	0	0	0	0	0	0	0	14
4:00 AM	1	10	3	0	0	0	0	0	0	0	0	0	0	0	14
5:00 AM	0	35	9	0	2	0	0	0	0	0	0	0	0	0	46
6:00 AM	0	135	33	2	5	1	0	1	1	0	0	0	0	5	183
7:00 AM	0	269	76	1	8	0	0	1	0	0	0	0	0	15	370
8:00 AM	2	279	70	2	14	0	0	1	0	0	1	0	0	16	385
9:00 AM	3	199	58	1	9	1	0	3	0	0	0	0	0	3	277
10:00 AM	0	188	53	1	18	2	0	1	1	0	0	0	0	6	270
11:00 AM	2	233	48	2	14	0	0	3	0	0	0	0	0	12	314
12:00 PM	2	277	64	3	16	0	0	5	0	0	0	0	0	6	373
1:00 PM	3	337	73	3	18	0	0	4	1	0	0	0	0	17	456
2:00 PM	2	383	73	7	29	0	0	4	0	0	0	0	0	20	518
3:00 PM	4	397	110	6	29	0	0	3	2	0	0	0	0	13	564
4:00 PM	1	450	118	0	30	0	0	1	0	0	0	0	0	18	618
5:00 PM	5	494	97	0	25	0	0	0	0	0	0	0	0	31	652
6:00 PM	1	399	72	0	12	0	0	3	0	0	0	0	0	11	498
7:00 PM	1	278	31	0	17	0	0	2	0	0	0	0	0	5	334
8:00 PM	1	191	38	0	2	0	0	1	0	0	0	0	0	1	234
9:00 PM	0	149	20	0	4	0	0	1	0	0	0	0	0	2	176
10:00 PM	2	90	9	0	3	0	0	0	0	0	0	0	0	0	104
11:00 PM	0	45	6	0	0	0	0	0	0	0	0	0	0	0	51
Day Total	31	4880	1068	28	255	4	0	34	5	0	1	0	0	181	6487
Percent	0.5%	75.2%	16.5%	0.4%	3.9%	0.1%	0.0%	0.5%	0.1%	0.0%	0.0%	0.0%	0.0%	2.8%	
ADT 6487															
AM Peak	9:00 AM	8:00 AM	7:00 AM	6:00 AM	10:00 AM	10:00 AM		9:00 AM	6:00 AM		8:00 AM			8:00 AM	8:00 AM
Volume	3	279	76	2	18	2		3	1		1			16	385
PM Peak	5:00 PM	5:00 PM	4:00 PM	2:00 PM	4:00 PM			12:00 PM	3:00 PM					5:00 PM	5:00 PM
Volume	5	494	118	7	30			5	2					31	652
<i>Comments:</i>															

LOCATION: 8. Bass Lake Rd to Cameron Park Dr SPECIFIC LOCATION: 0 ft from CITY/STATE: El Dorado Hills, CA														QC JOB #: 12004740 DIRECTION: EB DATE: May 06 2014	
Start Time	Motor-cycles	Cars & Trailer	2 Axle Long	Buses	2 Axle 6 Tire	3 Axle Single	4 Axle Single	<5 Axle Double	5 Axle Double	>6 Axle Double	<6 Axle Multi	6 Axle Multi	>6 Axle Multi	Not Classified	Total
12:00 AM	1	15	1	0	0	0	0	0	0	0	0	0	0	0	17
1:00 AM	0	13	2	0	0	0	0	0	0	0	0	0	0	0	15
2:00 AM	1	4	2	0	0	0	0	0	0	0	0	0	0	0	7
3:00 AM	2	12	1	0	0	0	0	0	0	0	0	0	0	0	15
4:00 AM	0	14	4	0	2	0	0	1	0	0	0	0	0	1	22
5:00 AM	0	29	8	0	3	0	0	0	0	0	0	0	0	1	41
6:00 AM	0	134	35	2	8	0	0	0	0	0	0	0	0	5	184
7:00 AM	1	278	68	1	7	0	0	0	0	0	0	0	0	13	368
8:00 AM	0	281	66	6	14	1	0	2	1	0	0	0	0	12	383
9:00 AM	2	183	48	1	8	0	0	0	0	0	0	0	0	10	252
10:00 AM	2	192	61	1	11	0	0	3	1	0	0	0	0	5	276
11:00 AM	1	220	67	0	15	3	0	1	1	0	0	0	0	8	316
12:00 PM	3	267	73	2	18	0	0	4	0	0	0	0	0	6	373
1:00 PM	1	271	61	1	20	1	0	0	0	0	0	0	0	18	373
2:00 PM	1	386	74	2	18	1	0	1	0	0	0	0	0	25	508
3:00 PM	2	416	112	9	26	1	0	8	0	0	0	0	0	18	592
4:00 PM	6	444	113	1	18	1	0	0	0	0	0	0	0	19	602
5:00 PM	13	432	104	0	22	0	0	2	0	0	0	0	0	26	599
6:00 PM	4	458	76	0	15	0	0	2	0	0	0	0	0	17	573
7:00 PM	1	384	60	0	7	0	0	1	0	0	0	0	0	3	456
8:00 PM	0	230	49	0	7	0	0	1	0	0	0	0	0	4	291
9:00 PM	2	152	29	0	2	0	0	0	0	0	0	0	0	1	186
10:00 PM	0	109	19	0	3	0	0	0	0	0	0	0	0	0	131
11:00 PM	1	42	8	0	2	0	0	0	0	0	0	0	0	0	53
Day Total	44	4966	1141	26	226	8	0	26	3	0	1	0	0	192	6633
Percent	0.7%	74.9%	17.2%	0.4%	3.4%	0.1%	0.0%	0.4%	0.0%	0.0%	0.0%	0.0%	0.0%	2.9%	
ADT 6633															
AM Peak	3:00 AM	8:00 AM	7:00 AM	8:00 AM	11:00 AM	11:00 AM		10:00 AM	8:00 AM					7:00 AM	8:00 AM
Volume	2	281	68	6	15	3		3	1					13	383
PM Peak	5:00 PM	6:00 PM	4:00 PM	3:00 PM	3:00 PM	1:00 PM		3:00 PM			6:00 PM			5:00 PM	4:00 PM
Volume	13	458	113	9	26	1		8			1			26	602
<i>Comments:</i>															

LOCATION: 8. Bass Lake Rd to Cameron Park Dr SPECIFIC LOCATION: 0 ft from CITY/STATE: El Dorado Hills, CA														QC JOB #: 12004740 DIRECTION: EB DATE: May 07 2014	
Start Time	Motor-cycles	Cars & Trailer	2 Axle Long	Buses	2 Axle 6 Tire	3 Axle Single	4 Axle Single	<5 Axle Double	5 Axle Double	>6 Axle Double	<6 Axle Multi	6 Axle Multi	>6 Axle Multi	Not Classified	Total
12:00 AM	0	23	2	0	0	0	0	0	0	0	0	0	0	0	25
1:00 AM	1	7	6	0	0	0	0	1	0	0	0	0	0	0	15
2:00 AM	0	7	1	0	0	0	0	0	0	0	0	0	0	0	8
3:00 AM	0	8	1	0	0	0	0	0	0	0	0	0	0	0	9
4:00 AM	0	8	2	0	1	0	0	0	0	0	0	0	0	1	12
5:00 AM	0	26	4	0	0	0	0	0	0	0	0	0	0	2	32
6:00 AM	0	148	33	2	5	0	0	0	0	0	0	0	0	5	193
7:00 AM	1	284	65	2	8	0	0	3	0	0	0	0	0	19	382
8:00 AM	2	280	67	5	10	4	0	3	0	0	0	0	0	8	379
9:00 AM	2	202	63	1	13	5	2	5	2	0	0	0	0	8	303
10:00 AM	1	205	74	1	10	0	0	4	1	0	0	0	0	10	306
11:00 AM	4	251	55	1	14	1	0	3	0	0	0	0	0	7	336
12:00 PM	6	242	64	1	10	2	1	2	0	0	0	0	0	7	335
1:00 PM	3	310	68	0	15	1	0	2	0	0	0	0	0	13	412
2:00 PM	6	413	98	4	17	3	1	3	0	0	0	0	0	13	558
3:00 PM	5	396	121	7	30	1	0	5	0	0	0	0	0	16	581
4:00 PM	8	440	120	0	22	1	0	2	0	0	0	0	0	18	611
5:00 PM	6	496	106	0	22	0	0	5	0	0	0	0	0	15	650
6:00 PM	5	404	86	0	14	0	0	1	0	0	0	0	0	23	533
7:00 PM	3	317	68	0	13	0	0	1	0	0	0	0	0	10	412
8:00 PM	1	236	47	0	7	0	0	0	0	0	0	0	0	6	297
9:00 PM	1	148	35	0	4	0	0	1	1	0	0	0	0	1	191
10:00 PM	0	95	18	0	3	0	0	0	0	0	0	0	0	1	117
11:00 PM	0	43	13	0	1	0	0	0	0	0	0	0	0	0	57
Day Total	55	4989	1217	24	219	18	4	41	4	0	0	0	0	183	6754
Percent	0.8%	73.9%	18.0%	0.4%	3.2%	0.3%	0.1%	0.6%	0.1%	0.0%	0.0%	0.0%	0.0%	2.7%	
ADT 6754															
AM Peak	11:00 AM	7:00 AM	10:00 AM	8:00 AM	11:00 AM	9:00 AM	9:00 AM	9:00 AM	9:00 AM					7:00 AM	7:00 AM
Volume	4	284	74	5	14	5	2	5	2					19	382
PM Peak	4:00 PM	5:00 PM	3:00 PM	3:00 PM	3:00 PM	2:00 PM	12:00 PM	3:00 PM	9:00 PM					6:00 PM	5:00 PM
Volume	8	496	121	7	30	3	1	5	1					23	650
<i>Comments:</i>															

LOCATION: 8. Bass Lake Rd to Cameron Park Dr SPECIFIC LOCATION: 0 ft from CITY/STATE: El Dorado Hills, CA														QC JOB #: 12004740 DIRECTION: EB DATE: May 08 2014	
Start Time	Motor-cycles	Cars & Trailer	2 Axle Long	Buses	2 Axle 6 Tire	3 Axle Single	4 Axle Single	<5 Axle Double	5 Axle Double	>6 Axle Double	<6 Axle Multi	6 Axle Multi	>6 Axle Multi	Not Classified	Total
12:00 AM	0	22	5	0	1	0	0	0	0	0	0	0	0	0	28
1:00 AM	0	9	2	0	0	0	0	0	0	0	0	0	0	0	11
2:00 AM	0	9	1	0	1	0	0	0	0	0	0	0	0	0	11
3:00 AM	1	7	4	0	1	0	0	0	0	0	0	0	0	0	13
4:00 AM	0	11	2	0	1	0	0	0	0	0	0	0	0	0	14
5:00 AM	0	28	7	0	3	0	0	1	0	0	0	0	0	0	39
6:00 AM	0	122	36	2	5	0	0	0	1	0	0	0	0	9	175
7:00 AM	0	241	77	1	5	0	0	2	2	0	0	0	0	24	352
8:00 AM	0	268	88	3	17	0	0	1	0	0	0	0	0	15	392
9:00 AM	0	196	74	3	14	2	0	2	0	0	0	0	0	10	301
10:00 AM	3	171	53	0	10	0	0	1	0	0	0	0	0	7	245
11:00 AM	1	234	78	3	14	0	0	2	0	0	0	0	0	8	340
12:00 PM	3	231	87	1	11	1	0	2	0	0	0	0	0	6	342
1:00 PM	5	252	75	1	11	0	0	2	0	0	0	0	0	9	355
2:00 PM	2	375	112	7	17	1	0	3	1	0	0	0	0	19	537
3:00 PM	3	409	127	10	27	1	0	3	0	0	0	0	0	29	609
4:00 PM	5	429	141	0	27	1	0	5	0	0	0	0	0	16	624
5:00 PM	4	488	130	0	29	0	0	1	0	0	0	0	0	27	679
6:00 PM	4	352	73	0	18	0	0	5	0	0	0	0	0	21	473
7:00 PM	3	285	58	0	9	0	0	3	0	0	0	0	0	6	364
8:00 PM	0	232	44	0	10	0	0	1	0	0	0	0	0	1	288
9:00 PM	1	159	35	0	5	0	0	0	0	0	0	0	0	3	203
10:00 PM	0	96	20	0	4	0	0	0	0	0	0	0	0	0	120
11:00 PM	0	45	6	0	2	0	0	0	0	0	0	0	0	0	53
Day Total	35	4671	1335	31	242	6	0	34	4	0	0	0	0	210	6568
Percent	0.5%	71.1%	20.3%	0.5%	3.7%	0.1%	0.0%	0.5%	0.1%	0.0%	0.0%	0.0%	0.0%	3.2%	
ADT 6568															
AM Peak	10:00 AM	8:00 AM	8:00 AM	8:00 AM	8:00 AM	9:00 AM		7:00 AM	7:00 AM					7:00 AM	8:00 AM
Volume	3	268	88	3	17	2		2	2					24	392
PM Peak	1:00 PM	5:00 PM	4:00 PM	3:00 PM	5:00 PM	12:00 PM		4:00 PM	2:00 PM					3:00 PM	5:00 PM
Volume	5	488	141	10	29	1		5	1					29	679
<i>Comments:</i>															

LOCATION: 8. Bass Lake Rd to Cameron Park Dr SPECIFIC LOCATION: 0 ft from CITY/STATE: El Dorado Hills, CA														QC JOB #: 12004740 DIRECTION: EB DATE: May 09 2014	
Start Time	Motor-cycles	Cars & Trailer	2 Axle Long	Buses	2 Axle 6 Tire	3 Axle Single	4 Axle Single	<5 Axle Double	5 Axle Double	>6 Axle Double	<6 Axle Multi	6 Axle Multi	>6 Axle Multi	Not Classified	Total
12:00 AM	0	29	7	0	0	0	0	0	0	0	0	0	0	0	36
1:00 AM	0	9	2	0	1	0	0	0	0	0	0	0	0	2	14
2:00 AM	0	13	2	0	1	0	0	0	0	0	0	0	0	0	16
3:00 AM	1	9	1	0	0	0	0	0	0	0	0	0	0	0	11
4:00 AM	1	10	4	0	0	0	0	0	0	0	0	0	0	0	15
5:00 AM	0	40	6	0	2	0	0	0	0	0	0	0	0	0	48
6:00 AM	1	145	36	2	14	0	0	0	0	0	0	0	0	5	203
7:00 AM	1	250	81	2	9	0	0	1	0	0	0	0	0	25	369
8:00 AM	0	241	61	4	12	0	0	1	1	0	0	0	0	16	336
9:00 AM	0	197	67	2	12	1	0	1	0	0	0	0	0	9	289
10:00 AM	0	202	80	1	9	0	0	4	0	0	0	0	0	14	310
11:00 AM	2	236	84	2	18	3	0	1	0	0	0	0	0	5	351
12:00 PM	1	252	80	2	24	0	0	2	0	0	0	0	0	8	369
1:00 PM	9	315	88	1	15	0	0	4	0	0	0	0	0	10	442
2:00 PM	4	407	114	3	19	1	0	4	1	0	0	0	0	19	572
3:00 PM	1	415	126	10	30	2	0	2	0	0	0	0	0	20	606
4:00 PM	7	418	136	1	36	1	0	3	0	0	0	0	0	26	628
5:00 PM	7	455	137	0	24	0	0	2	0	0	0	0	0	22	647
6:00 PM	3	358	97	1	13	0	0	2	0	0	0	0	0	4	478
7:00 PM	8	302	86	0	9	0	0	1	0	0	0	0	0	4	410
8:00 PM	2	210	63	0	5	0	0	0	0	0	0	0	0	9	289
9:00 PM	2	181	26	0	6	0	0	2	0	0	0	0	0	5	222
10:00 PM	1	130	24	0	6	0	0	0	0	0	0	0	0	3	164
11:00 PM	1	73	21	0	1	0	0	0	0	0	0	0	0	0	96
Day Total	52	4897	1429	31	266	8	0	30	2	0	0	0	0	206	6921
Percent	0.8%	70.8%	20.6%	0.4%	3.8%	0.1%	0.0%	0.4%	0.0%	0.0%	0.0%	0.0%	0.0%	3.0%	
ADT 6921															
AM Peak	11:00 AM	7:00 AM	11:00 AM	8:00 AM	11:00 AM	11:00 AM		10:00 AM	8:00 AM					7:00 AM	7:00 AM
Volume	2	250	84	4	18	3		4	1					25	369
PM Peak	1:00 PM	5:00 PM	5:00 PM	3:00 PM	4:00 PM	3:00 PM		1:00 PM	2:00 PM					4:00 PM	5:00 PM
Volume	9	455	137	10	36	2		4	1					26	647
<i>Comments:</i>															

LOCATION: 8. Bass Lake Rd to Cameron Park Dr													QC JOB #: 12004740		
SPECIFIC LOCATION: 0 ft from													DIRECTION: EB		
CITY/STATE: El Dorado Hills, CA													DATE: May 03 2014 - May 09 2014		
Start Time	Motor-cycles	Cars & Trailer	2 Axle Long	Buses	2 Axle 6 Tire	3 Axle Single	4 Axle Single	<5 Axle Double	5 Axle Double	>6 Axle Double	<6 Axle Multi	6 Axle Multi	>6 Axle Multi	Not Classified	Total
Grand Total	374	32504	7971	146	1566	50	4	224	19	0	2	0	0	1241	44101
Percent	0.8%	73.7%	18.1%	0.3%	3.6%	0.1%	0.0%	0.5%	0.0%	0.0%	0.0%	0.0%	0.0%	2.8%	
ADT 6300															
<i>Comments:</i>															

Report generated on 5/30/2014 3:58 PM

SOURCE: Quality Counts, LLC (<http://www.qualitycounts.net>)



LOCATION: 8. Bass Lake Rd to Cameron Park Dr SPECIFIC LOCATION: 0 ft from CITY/STATE: El Dorado Hills, CA											QC JOB #: 12004740 DIRECTION: EB DATE: May 03 2014		
Start Time	1 39	40 45	46 48	49 51	52 54	55 57	58 60	61 63	64 66	67 9999	Total	Pace Speed	Number in Pace
12:00 AM	13	10	7	9	8	5	0	0	0	0	52	46-55	25
1:00 AM	2	13	8	7	4	1	4	0	0	3	42	42-51	23
2:00 AM	2	4	2	3	8	2	0	0	0	0	21	49-58	13
3:00 AM	4	2	4	0	0	1	1	0	0	0	12	40-49	6
4:00 AM	4	5	1	0	3	0	0	0	0	0	13	40-49	6
5:00 AM	8	6	4	5	3	1	0	0	0	0	27	45-54	13
6:00 AM	17	24	12	4	6	3	1	0	1	0	68	40-49	37
7:00 AM	40	64	27	21	6	0	0	2	0	0	160	40-49	98
8:00 AM	86	117	43	23	6	2	0	0	0	0	277	40-49	167
9:00 AM	154	165	38	15	3	0	0	0	0	0	375	40-49	208
10:00 AM	172	155	42	19	9	2	1	1	0	0	401	40-49	203
11:00 AM	209	190	57	16	3	3	1	0	1	0	480	40-49	252
12:00 PM	189	198	42	20	12	5	1	0	0	0	467	40-49	246
1:00 PM	159	215	60	11	4	2	0	0	0	0	451	39-48	279
2:00 PM	142	209	54	16	10	1	0	0	0	0	432	40-49	268
3:00 PM	115	183	59	32	10	2	1	0	0	0	402	40-49	252
4:00 PM	165	182	66	34	9	3	1	0	0	0	460	40-49	259
5:00 PM	124	178	80	24	15	2	0	0	0	0	423	40-49	266
6:00 PM	104	145	65	29	13	0	1	0	0	0	357	40-49	219
7:00 PM	92	130	51	22	6	1	0	0	0	0	302	40-49	188
8:00 PM	75	87	37	19	2	2	1	0	0	0	223	40-49	130
9:00 PM	60	77	28	25	7	6	1	0	0	0	204	40-49	113
10:00 PM	39	59	23	15	13	6	0	0	0	0	155	40-49	86
11:00 PM	12	33	16	16	9	1	4	0	0	0	91	41-50	54
Day Total	1987	2451	826	385	169	51	18	3	2	3	5895	40-49	3405
Percent	33.7%	41.6%	14.0%	6.5%	2.9%	0.9%	0.3%	0.1%	0.0%	0.1%			
ADT 5895													
AM Peak Volume	11:00 AM	11:00 AM	11:00 AM	8:00 AM	10:00 AM	12:00 AM	1:00 AM	7:00 AM	6:00 AM	1:00 AM	11:00 AM	480	
PM Peak Volume	12:00 PM	1:00 PM	5:00 PM	4:00 PM	5:00 PM	9:00 PM	11:00 PM				12:00 PM	467	
<i>Comments:</i>													

LOCATION: 8. Bass Lake Rd to Cameron Park Dr SPECIFIC LOCATION: 0 ft from CITY/STATE: El Dorado Hills, CA											QC JOB #: 12004740 DIRECTION: EB DATE: May 04 2014			
Start Time	1 39	40 45	46 48	49 51	52 54	55 57	58 60	61 63	64 66	67 9999	Total	Pace Speed	Number in Pace	
12:00 AM	10	13	14	11	6	2	0	0	0	0	56	45-54	33	
1:00 AM	3	15	8	3	3	2	0	0	0	0	34	40-49	23	
2:00 AM	1	4	3	7	1	0	0	0	1	0	17	43-52	12	
3:00 AM	8	4	0	3	0	0	0	0	0	0	15	42-51	5	
4:00 AM	4	2	3	2	1	0	0	1	0	0	13	46-55	6	
5:00 AM	5	7	7	2	3	0	3	1	0	0	28	41-50	14	
6:00 AM	15	15	12	13	8	1	4	0	0	1	69	45-54	35	
7:00 AM	29	47	13	17	6	4	3	0	0	0	119	40-49	65	
8:00 AM	71	95	21	18	12	2	2	0	0	0	221	40-49	122	
9:00 AM	78	146	48	22	7	1	1	0	0	0	303	40-49	201	
10:00 AM	86	135	47	22	8	3	0	0	0	0	301	40-49	189	
11:00 AM	100	137	44	22	7	2	1	0	0	0	313	40-49	188	
12:00 PM	153	153	38	15	2	3	1	0	1	0	366	40-49	196	
1:00 PM	104	163	46	23	8	1	0	0	0	2	347	40-49	216	
2:00 PM	160	177	42	17	12	0	1	0	0	0	409	40-49	224	
3:00 PM	144	167	51	20	15	2	0	0	0	0	399	40-49	224	
4:00 PM	116	159	76	32	10	2	0	0	0	0	395	40-49	245	
5:00 PM	105	159	54	33	9	5	0	1	0	1	367	40-49	224	
6:00 PM	63	126	54	37	6	4	0	0	0	0	290	40-49	192	
7:00 PM	86	126	40	30	11	1	0	0	0	0	294	40-49	175	
8:00 PM	54	100	27	15	8	0	2	0	0	0	206	40-49	132	
9:00 PM	22	54	33	21	9	4	0	1	0	0	144	40-49	94	
10:00 PM	14	33	23	11	6	2	1	0	1	0	91	40-49	59	
11:00 PM	7	11	15	8	5	0	0	0	0	0	46	43-52	30	
Day Total	1438	2048	719	404	163	41	19	4	3	4	4843	40-49	2901	
Percent	29.7%	42.3%	14.8%	8.3%	3.4%	0.8%	0.4%	0.1%	0.1%	0.1%				
ADT 4843														
AM Peak Volume	11:00 AM	9:00 AM	9:00 AM	9:00 AM	8:00 AM	7:00 AM	6:00 AM	4:00 AM	2:00 AM	6:00 AM	11:00 AM			
	100	146	48	22	12	4	4	1	1	1	313			
PM Peak Volume	2:00 PM	2:00 PM	4:00 PM	6:00 PM	3:00 PM	5:00 PM	8:00 PM	5:00 PM	12:00 PM	1:00 PM	2:00 PM			
	160	177	76	37	15	5	2	1	1	2	409			
<i>Comments:</i>														

LOCATION: 8. Bass Lake Rd to Cameron Park Dr SPECIFIC LOCATION: 0 ft from CITY/STATE: El Dorado Hills, CA											QC JOB #: 12004740 DIRECTION: EB DATE: May 05 2014		
Start Time	1 39	40 45	46 48	49 51	52 54	55 57	58 60	61 63	64 66	67 9999	Total	Pace Speed	Number in Pace
12:00 AM	2	6	2	3	2	0	1	0	0	0	16	40-49	9
1:00 AM	3	7	2	1	2	1	1	0	0	0	17	40-49	9
2:00 AM	0	1	1	0	1	0	0	0	0	0	3	45-54	2
3:00 AM	4	2	3	0	2	1	0	1	1	0	14	46-55	5
4:00 AM	3	6	1	3	0	1	0	0	0	0	14	40-49	8
5:00 AM	6	14	13	7	1	3	1	0	0	1	46	42-51	29
6:00 AM	61	72	22	18	7	0	2	0	0	1	183	40-49	100
7:00 AM	142	171	39	11	7	0	0	0	0	0	370	40-49	213
8:00 AM	130	162	61	27	4	0	1	0	0	0	385	40-49	231
9:00 AM	79	129	44	18	6	1	0	0	0	0	277	40-49	179
10:00 AM	76	117	41	29	5	2	0	0	0	0	270	40-49	167
11:00 AM	115	129	40	24	4	2	0	0	0	0	314	40-49	176
12:00 PM	144	156	52	17	2	2	0	0	0	0	373	40-49	213
1:00 PM	202	171	57	20	4	2	0	0	0	0	456	40-49	234
2:00 PM	268	185	41	19	5	0	0	0	0	0	518	40-49	232
3:00 PM	221	248	77	9	7	1	0	0	0	1	564	39-48	330
4:00 PM	265	272	57	14	6	3	0	0	0	1	618	39-48	335
5:00 PM	255	308	50	30	8	0	0	1	0	0	652	40-49	367
6:00 PM	190	192	85	23	2	4	2	0	0	0	498	40-49	284
7:00 PM	117	123	49	29	12	3	1	0	0	0	334	40-49	181
8:00 PM	98	79	32	17	7	1	0	0	0	0	234	40-49	116
9:00 PM	37	62	36	23	8	8	0	1	0	1	176	40-49	105
10:00 PM	24	41	21	9	6	2	1	0	0	0	104	40-49	65
11:00 PM	6	15	10	9	9	1	0	1	0	0	51	45-54	30
Day Total	2448	2668	836	360	117	38	10	4	1	5	6487	40-49	3624
Percent	37.7%	41.1%	12.9%	5.5%	1.8%	0.6%	0.2%	0.1%	0.0%	0.1%			
ADT 6487													
AM Peak Volume	7:00 AM	7:00 AM	8:00 AM	10:00 AM	6:00 AM	5:00 AM	6:00 AM	3:00 AM	3:00 AM	5:00 AM	8:00 AM		
	142	171	61	29	7	3	2	1	1	1	385		
PM Peak Volume	2:00 PM	5:00 PM	6:00 PM	5:00 PM	7:00 PM	9:00 PM	6:00 PM	5:00 PM		3:00 PM	5:00 PM		
	268	308	85	30	12	8	2	1		1	652		
<i>Comments:</i>													

LOCATION: 8. Bass Lake Rd to Cameron Park Dr SPECIFIC LOCATION: 0 ft from CITY/STATE: El Dorado Hills, CA											QC JOB #: 12004740 DIRECTION: EB DATE: May 06 2014		
Start Time	1 39	40 45	46 48	49 51	52 54	55 57	58 60	61 63	64 66	67 9999	Total	Pace Speed	Number in Pace
12:00 AM	6	7	2	2	0	0	0	0	0	0	17	41-50	9
1:00 AM	3	3	4	2	0	2	1	0	0	0	15	42-51	8
2:00 AM	4	0	0	2	0	0	1	0	0	0	7	49-58	2
3:00 AM	3	4	0	1	5	0	1	0	1	0	15	52-61	6
4:00 AM	8	7	4	1	1	1	0	0	0	0	22	40-49	11
5:00 AM	7	13	8	5	4	4	0	0	0	0	41	41-50	22
6:00 AM	50	75	34	13	7	1	1	2	1	0	184	40-49	113
7:00 AM	139	164	42	12	9	2	0	0	0	0	368	40-49	210
8:00 AM	136	155	55	27	8	1	0	1	0	0	383	40-49	218
9:00 AM	80	104	37	19	6	3	2	1	0	0	252	40-49	147
10:00 AM	87	117	38	16	16	1	0	1	0	0	276	40-49	160
11:00 AM	123	148	32	8	2	3	0	0	0	0	316	39-48	183
12:00 PM	151	150	43	18	6	4	0	0	0	1	373	40-49	198
1:00 PM	147	147	43	28	7	1	0	0	0	0	373	40-49	199
2:00 PM	216	224	40	19	6	3	0	0	0	0	508	40-49	270
3:00 PM	310	219	44	16	2	0	0	1	0	0	592	39-48	270
4:00 PM	253	254	64	24	4	2	0	1	0	0	602	40-49	326
5:00 PM	174	284	94	36	10	1	0	0	0	0	599	40-49	390
6:00 PM	217	254	75	22	5	0	0	0	0	0	573	40-49	336
7:00 PM	205	172	65	11	3	0	0	0	0	0	456	39-48	242
8:00 PM	107	124	31	22	5	2	0	0	0	0	291	40-49	162
9:00 PM	60	64	31	19	7	3	2	0	0	0	186	40-49	101
10:00 PM	26	33	34	24	7	4	2	1	0	0	131	42-51	80
11:00 PM	5	19	8	14	5	0	2	0	0	0	53	42-51	34
Day Total	2517	2741	828	361	125	38	12	8	2	1	6633	40-49	3689
Percent	37.9%	41.3%	12.5%	5.4%	1.9%	0.6%	0.2%	0.1%	0.0%	0.0%			
ADT 6633													
AM Peak	7:00 AM	7:00 AM	8:00 AM	8:00 AM	10:00 AM	5:00 AM	9:00 AM	6:00 AM	3:00 AM		8:00 AM		
Volume	139	164	55	27	16	4	2	2	1		383		
PM Peak	3:00 PM	5:00 PM	5:00 PM	5:00 PM	5:00 PM	12:00 PM	9:00 PM	3:00 PM		12:00 PM	4:00 PM		
Volume	310	284	94	36	10	4	2	1		1	602		
<i>Comments:</i>													

LOCATION: 8. Bass Lake Rd to Cameron Park Dr SPECIFIC LOCATION: 0 ft from CITY/STATE: El Dorado Hills, CA											QC JOB #: 12004740 DIRECTION: EB DATE: May 07 2014			
Start Time	1 39	40 45	46 48	49 51	52 54	55 57	58 60	61 63	64 66	67 9999	Total	Pace Speed	Number in Pace	
12:00 AM	3	8	7	4	2	1	0	0	0	0	25	42-51	16	
1:00 AM	3	3	6	2	0	1	0	0	0	0	15	42-51	10	
2:00 AM	1	2	2	1	0	1	0	1	0	0	8	42-51	4	
3:00 AM	0	1	5	1	0	1	1	0	0	0	9	46-55	6	
4:00 AM	3	3	2	1	1	2	0	0	0	0	12	42-51	5	
5:00 AM	12	7	4	7	1	0	1	0	0	0	32	42-51	15	
6:00 AM	44	90	30	21	7	0	1	0	0	0	193	40-49	127	
7:00 AM	161	158	43	13	6	1	0	0	0	0	382	40-49	205	
8:00 AM	125	180	44	23	5	0	0	1	0	1	379	40-49	231	
9:00 AM	113	137	30	18	4	1	0	0	0	0	303	40-49	173	
10:00 AM	147	109	40	5	3	2	0	0	0	0	306	39-48	152	
11:00 AM	156	140	27	7	4	1	1	0	0	0	336	39-48	171	
12:00 PM	118	143	46	20	5	1	2	0	0	0	335	40-49	195	
1:00 PM	158	177	49	23	4	0	1	0	0	0	412	40-49	233	
2:00 PM	252	241	50	12	2	1	0	0	0	0	558	39-48	297	
3:00 PM	283	224	39	27	5	3	0	0	0	0	581	40-49	272	
4:00 PM	236	245	82	40	8	0	0	0	0	0	611	40-49	340	
5:00 PM	280	259	73	28	7	2	1	0	0	0	650	40-49	341	
6:00 PM	202	195	82	35	11	8	0	0	0	0	533	40-49	288	
7:00 PM	129	176	58	29	17	2	1	0	0	0	412	40-49	243	
8:00 PM	100	105	48	27	15	2	0	0	0	0	297	40-49	162	
9:00 PM	35	63	40	35	5	11	1	1	0	0	191	42-51	116	
10:00 PM	25	37	15	20	12	4	2	1	1	0	117	42-51	59	
11:00 PM	5	14	19	10	6	2	1	0	0	0	57	42-51	38	
Day Total	2591	2717	841	409	130	47	13	4	1	1	6754	40-49	3694	
Percent	38.4%	40.2%	12.5%	6.1%	1.9%	0.7%	0.2%	0.1%	0.0%	0.0%				
ADT 6754														
AM Peak	7:00 AM	8:00 AM	8:00 AM	8:00 AM	6:00 AM	4:00 AM	3:00 AM	2:00 AM		8:00 AM	7:00 AM			
Volume	161	180	44	23	7	2	1	1		1	382			
PM Peak	3:00 PM	5:00 PM	4:00 PM	4:00 PM	7:00 PM	9:00 PM	12:00 PM	9:00 PM	10:00 PM		5:00 PM			
Volume	283	259	82	40	17	11	2	1	1		650			
<i>Comments:</i>														

LOCATION: 8. Bass Lake Rd to Cameron Park Dr SPECIFIC LOCATION: 0 ft from CITY/STATE: El Dorado Hills, CA											QC JOB #: 12004740 DIRECTION: EB DATE: May 08 2014			
Start Time	1 39	40 45	46 48	49 51	52 54	55 57	58 60	61 63	64 66	67 9999	Total	Pace Speed	Number in Pace	
12:00 AM	2	6	6	3	7	3	0	0	1	0	28	45-54	17	
1:00 AM	1	1	1	6	1	0	0	1	0	0	11	45-54	8	
2:00 AM	3	2	2	1	1	1	0	1	0	0	11	46-55	4	
3:00 AM	2	2	3	2	2	1	1	0	0	0	13	46-55	7	
4:00 AM	7	3	1	0	3	0	0	0	0	0	14	45-54	4	
5:00 AM	9	14	5	3	7	0	1	0	0	0	39	40-49	19	
6:00 AM	47	77	26	15	6	1	3	0	0	0	175	40-49	107	
7:00 AM	146	145	36	14	10	0	1	0	0	0	352	40-49	185	
8:00 AM	119	184	62	23	2	1	0	1	0	0	392	40-49	253	
9:00 AM	87	137	44	25	7	1	0	0	0	0	301	40-49	189	
10:00 AM	65	107	35	28	5	4	0	1	0	0	245	40-49	151	
11:00 AM	103	163	54	13	7	0	0	0	0	0	340	40-49	221	
12:00 PM	100	151	61	22	4	4	0	0	0	0	342	40-49	219	
1:00 PM	128	148	46	21	9	3	0	0	0	0	355	40-49	200	
2:00 PM	217	243	46	23	7	1	0	0	0	0	537	40-49	296	
3:00 PM	322	226	46	12	3	0	0	0	0	0	609	39-48	280	
4:00 PM	256	262	69	28	7	2	0	0	0	0	624	40-49	340	
5:00 PM	295	294	52	29	7	0	0	1	0	1	679	40-49	355	
6:00 PM	153	210	77	26	7	0	0	0	0	0	473	40-49	295	
7:00 PM	129	162	39	23	10	1	0	0	0	0	364	40-49	208	
8:00 PM	60	122	45	35	20	4	1	1	0	0	288	40-49	178	
9:00 PM	44	70	38	21	22	4	4	0	0	0	203	40-49	114	
10:00 PM	27	36	28	19	6	3	1	0	0	0	120	42-51	71	
11:00 PM	9	16	13	8	4	2	1	0	0	0	53	42-51	31	
Day Total	2331	2781	835	400	164	36	13	6	1	1	6568	40-49	3749	
Percent	35.5%	42.3%	12.7%	6.1%	2.5%	0.5%	0.2%	0.1%	0.0%	0.0%				
ADT 6568														
AM Peak Volume	7:00 AM 146	8:00 AM 184	8:00 AM 62	10:00 AM 28	7:00 AM 10	10:00 AM 4	6:00 AM 3	1:00 AM 1	12:00 AM 1		8:00 AM 392			
PM Peak Volume	3:00 PM 322	5:00 PM 294	6:00 PM 77	8:00 PM 35	9:00 PM 22	12:00 PM 4	9:00 PM 4	5:00 PM 1		5:00 PM 1	5:00 PM 679			
<i>Comments:</i>														

LOCATION: 8. Bass Lake Rd to Cameron Park Dr SPECIFIC LOCATION: 0 ft from CITY/STATE: El Dorado Hills, CA											QC JOB #: 12004740 DIRECTION: EB DATE: May 09 2014		
Start Time	1 39	40 45	46 48	49 51	52 54	55 57	58 60	61 63	64 66	67 9999	Total	Pace Speed	Number in Pace
12:00 AM	2	10	10	4	5	2	2	1	0	0	36	40-49	21
1:00 AM	4	3	3	1	3	0	0	0	0	0	14	45-54	7
2:00 AM	2	3	1	2	5	3	0	0	0	0	16	48-57	10
3:00 AM	3	2	1	3	0	2	0	0	0	0	11	48-57	5
4:00 AM	3	5	1	3	1	2	0	0	0	0	15	42-51	7
5:00 AM	10	13	10	4	3	7	0	0	0	1	48	40-49	24
6:00 AM	54	62	34	28	20	2	3	0	0	0	203	40-49	105
7:00 AM	147	165	32	16	5	3	0	1	0	0	369	40-49	202
8:00 AM	136	142	42	11	4	1	0	0	0	0	336	40-49	187
9:00 AM	106	114	42	20	4	2	1	0	0	0	289	40-49	162
10:00 AM	113	119	46	22	8	1	1	0	0	0	310	40-49	172
11:00 AM	104	161	48	30	5	2	1	0	0	0	351	40-49	219
12:00 PM	127	148	55	22	16	1	0	0	0	0	369	40-49	210
1:00 PM	152	202	53	27	8	0	0	0	0	0	442	40-49	264
2:00 PM	250	239	46	25	10	2	0	0	0	0	572	40-49	293
3:00 PM	267	264	54	13	8	0	0	0	0	0	606	39-48	324
4:00 PM	229	300	63	24	10	1	1	0	0	0	628	40-49	371
5:00 PM	236	257	99	38	15	1	1	0	0	0	647	40-49	368
6:00 PM	114	226	80	41	11	4	2	0	0	0	478	40-49	319
7:00 PM	127	195	58	20	6	2	2	0	0	0	410	40-49	259
8:00 PM	95	118	42	20	9	3	1	0	0	1	289	40-49	166
9:00 PM	42	88	56	25	8	3	0	0	0	0	222	40-49	152
10:00 PM	24	60	31	30	11	6	1	1	0	0	164	40-49	101
11:00 PM	14	29	14	23	11	4	1	0	0	0	96	42-51	56
Day Total	2361	2925	921	452	186	54	17	3	0	2	6921	40-49	3996
Percent	34.1%	42.3%	13.3%	6.5%	2.7%	0.8%	0.2%	0.0%	0.0%	0.0%			
ADT 6921													
AM Peak	7:00 AM	7:00 AM	11:00 AM	11:00 AM	6:00 AM	5:00 AM	6:00 AM	12:00 AM		5:00 AM	7:00 AM		
Volume	147	165	48	30	20	7	3	1		1	369		
PM Peak	3:00 PM	4:00 PM	5:00 PM	6:00 PM	12:00 PM	10:00 PM	6:00 PM	10:00 PM		8:00 PM	5:00 PM		
Volume	267	300	99	41	16	6	2	1		1	647		
<i>Comments:</i>													

LOCATION: 8. Bass Lake Rd to Cameron Park Dr											QC JOB #: 12004740			
SPECIFIC LOCATION: 0 ft from											DIRECTION: EB			
CITY/STATE: El Dorado Hills, CA											DATE: May 03 2014 - May 09 2014			
Start Time	1	40	46	49	52	55	58	61	64	67				
	39	45	48	51	54	57	60	63	66	9999				
Grand Total	15673	18331	5806	2771	1054	305	102	32	10	17		Total	Pace Speed	Number in Pace
Percent	35.5%	41.6%	13.2%	6.3%	2.4%	0.7%	0.2%	0.1%	0.0%	0.0%		44101	40-49	25060
Cumulative Percent	35.5%	77.1%	90.3%	96.6%	98.9%	99.6%	99.9%	99.9%	100.0%	100.0%				
ADT 6300											85th Percentile 46 MPH Mean Speed(Average) 37 MPH Median 41 MPH Mode 42 MPH			
<i>Comments:</i>														

Report generated on 5/30/2014 3:57 PM

SOURCE: Quality Counts, LLC (<http://www.qualitycounts.net>)



LOCATION: 9. Cameron Park Dr to Ponderosa Rd SPECIFIC LOCATION: 0 ft from CITY/STATE: El Dorado Hills, CA							QC JOB #: 12004741 DIRECTION: WB DATE: Aug 23 2014 - Aug 24 2014			
Start Time	Mon	Tue	Wed	Thu	Fri	Average Weekday Hourly Traffic	Sat 23-Aug-14	Sun 24-Aug-14	Average Week Hourly Traffic	Average Week Profile
12:00 AM						0	6	21	14	
1:00 AM						0	9	7	8	
2:00 AM						0	4	5	5	
3:00 AM						0	4	3	4	
4:00 AM						0	8	8	8	
5:00 AM						0	34	17	26	
6:00 AM						0	46	29	38	
7:00 AM						0	85	61	73	
8:00 AM						0	138	90	114	
9:00 AM						0	147	145	146	
10:00 AM						0	179	147	163	
11:00 AM						0	182	195	189	
12:00 PM						0	153	209	181	
1:00 PM						0	127	183	155	
2:00 PM						0	186	159	173	
3:00 PM						0	143	173	158	
4:00 PM						0	155	169	162	
5:00 PM						0	164	150	157	
6:00 PM						0	129	115	122	
7:00 PM						0	113	115	114	
8:00 PM						0	115	79	97	
9:00 PM						0	84	45	65	
10:00 PM						0	57	26	42	
11:00 PM						0	29	18	24	
Day Total						0	2297	2169	2238	
% Weekday Average										
% Week Average						0.0%	102.6%	96.9%		
AM Peak						12:00 AM	11:00 AM	11:00 AM	11:00 AM	
Volume						0	182	195	189	
PM Peak						12:00 PM	2:00 PM	12:00 PM	12:00 PM	
Volume						0	186	209	181	
<i>Comments:</i>										

LOCATION: 9. Cameron Park Dr to Ponderosa Rd SPECIFIC LOCATION: 0 ft from CITY/STATE: El Dorado Hills, CA						QC JOB #: 12004741 DIRECTION: WB DATE: Aug 25 2014 - Aug 29 2014				
Start Time	Mon 25-Aug-14	Tue 26-Aug-14	Wed 27-Aug-14	Thu 28-Aug-14	Fri 29-Aug-14	Average Weekday Hourly Traffic	Sat	Sun	Average Week Hourly Traffic	Average Week Profile
12:00 AM	6	5	2	6	7	5			5	
1:00 AM	7	2	4	5	4	4			4	
2:00 AM	2	2	2	6	5	3			3	
3:00 AM	5	8	4	8	6	6			6	
4:00 AM	16	14	20	19	17	17			17	
5:00 AM	72	74	70	73	62	70			70	
6:00 AM	151	162	168	176	153	162			162	
7:00 AM	265	271	253	272	257	264			264	
8:00 AM	345	333	357	369	339	349			349	
9:00 AM	179	166	184	179	179	177			177	
10:00 AM	159	162	167	184	186	172			172	
11:00 AM	153	143	192	154	185	165			165	
12:00 PM	231	171	198	191	193	197			197	
1:00 PM	171	162	162	163	172	166			166	
2:00 PM	175	217	206	203	201	200			200	
3:00 PM	274	304	267	279	331	291			291	
4:00 PM	236	193	215	227	205	215			215	
5:00 PM	153	189	172	178	179	174			174	
6:00 PM	130	133	135	131	142	134			134	
7:00 PM	74	98	118	92	84	93			93	
8:00 PM	75	95	135	86	74	93			93	
9:00 PM	56	46	50	69	64	57			57	
10:00 PM	12	32	27	28	69	34			34	
11:00 PM	9	3	6	14	39	14			14	
Day Total	2956	2985	3114	3112	3153	3062			3062	
% Weekday Average		97.5%	101.7%	101.6%	103.0%					
% Week Average	132.1%	97.5%	101.7%	101.6%	103.0%	100.0%				
AM Peak Volume	8:00 AM 345	8:00 AM 333	8:00 AM 357	8:00 AM 369	8:00 AM 339	8:00 AM 349			8:00 AM 349	
PM Peak Volume	3:00 PM 274	3:00 PM 304	3:00 PM 267	3:00 PM 279	3:00 PM 331	3:00 PM 291			3:00 PM 291	
<i>Comments:</i>										

LOCATION: 9. Cameron Park Dr to Ponderosa Rd
SPECIFIC LOCATION: 0 ft from
CITY/STATE: El Dorado Hills, CA

QC JOB #: 12004741
DIRECTION: WB
DATE: Aug 18 2014 - Aug 22 2014

Start Time	Mon 18-Aug-14	Tue 19-Aug-14	Wed 20-Aug-14	Thu 21-Aug-14	Fri 22-Aug-14	Average Weekday Hourly Traffic		Average Weekday Profile
12:00 AM	6	5	2	6	7	5		
1:00 AM	7	2	4	5	4	4		
2:00 AM	2	2	2	6	5	3		
3:00 AM	5	8	4	8	6	6		
4:00 AM	16	14	20	19	17	17		
5:00 AM	72	74	70	73	62	70		
6:00 AM	151	162	168	176	153	162		
7:00 AM	265	271	253	272	257	264		
8:00 AM	345	333	357	369	339	349		
9:00 AM	179	166	184	179	179	177		
10:00 AM	159	162	167	184	186	172		
11:00 AM	153	143	192	154	185	165		
12:00 PM	231	171	198	191	193	197		
1:00 PM	171	162	162	163	172	166		
2:00 PM	175	217	206	203	201	200		
3:00 PM	274	304	267	279	331	291		
4:00 PM	236	193	215	227	205	215		
5:00 PM	153	189	172	178	179	174		
6:00 PM	130	133	135	131	142	134		
7:00 PM	74	98	118	92	84	93		
8:00 PM	75	95	135	86	74	93		
9:00 PM	56	46	50	69	64	57		
10:00 PM	12	32	27	28	69	34		
11:00 PM	9	3	6	14	39	14		
Day Total	2956	2985	3114	3112	3153	3062		
% Weekday Average	96.5%	97.5%	101.7%	101.6%	103.0%			
% Week Average								
AM Peak Volume	8:00 AM 345	8:00 AM 333	8:00 AM 357	8:00 AM 369	8:00 AM 339	8:00 AM 349		
PM Peak Volume	3:00 PM 274	3:00 PM 304	3:00 PM 267	3:00 PM 279	3:00 PM 331	3:00 PM 291		

Comments:

LOCATION: 9. Cameron Park Dr to Ponderosa Rd SPECIFIC LOCATION: 0 ft from CITY/STATE: El Dorado Hills, CA				QC JOB #: 12004741 DIRECTION: WB DATE: Aug 23 2014 - Aug 24 2014		
Start Time			Sat 23-Aug-14	Sun 24-Aug-14	Average Weekend Hourly Traffic	Average Weekend Profile
12:00 AM			6	21	14	
1:00 AM			9	7	8	
2:00 AM			4	5	5	
3:00 AM			4	3	4	
4:00 AM			8	8	8	
5:00 AM			34	17	26	
6:00 AM			46	29	38	
7:00 AM			85	61	73	
8:00 AM			138	90	114	
9:00 AM			147	145	146	
10:00 AM			179	147	163	
11:00 AM			182	195	189	
12:00 PM			153	209	181	
1:00 PM			127	183	155	
2:00 PM			186	159	173	
3:00 PM			143	173	158	
4:00 PM			155	169	162	
5:00 PM			164	150	157	
6:00 PM			129	115	122	
7:00 PM			113	115	114	
8:00 PM			115	79	97	
9:00 PM			84	45	65	
10:00 PM			57	26	42	
11:00 PM			29	18	24	
Day Total			2297	2169	2238	
% Weekday Average						
% Week Average			102.6%	96.9%		
AM Peak Volume			11:00 AM 182	11:00 AM 195	11:00 AM 189	
PM Peak Volume			2:00 PM 186	12:00 PM 209	12:00 PM 181	
<i>Comments:</i>						

LOCATION: 9. Cameron Park Dr to Ponderosa Rd SPECIFIC LOCATION: 0 ft from CITY/STATE: El Dorado Hills, CA										QC JOB #: 12004741 DIRECTION: WB DATE: Aug 18 2014 - Aug 24 2014	
Start Time	Mon 18-Aug-14	Tue 19-Aug-14	Wed 20-Aug-14	Thu 21-Aug-14	Fri 22-Aug-14	Average Weekday Hourly Traffic	Sat 23-Aug-14	Sun 24-Aug-14	Average Week Hourly Traffic	Average Week Profile	
12:00 AM	6	5	2	6	7	5	6	21	8		
1:00 AM	7	2	4	5	4	4	9	7	5		
2:00 AM	2	2	2	6	5	3	4	5	4		
3:00 AM	5	8	4	8	6	6	4	3	5		
4:00 AM	16	14	20	19	17	17	8	8	15		
5:00 AM	72	74	70	73	62	70	34	17	57		
6:00 AM	151	162	168	176	153	162	46	29	126		
7:00 AM	265	271	253	272	257	264	85	61	209		
8:00 AM	345	333	357	369	339	349	138	90	282		
9:00 AM	179	166	184	179	179	177	147	145	168		
10:00 AM	159	162	167	184	186	172	179	147	169		
11:00 AM	153	143	192	154	185	165	182	195	172		
12:00 PM	231	171	198	191	193	197	153	209	192		
1:00 PM	171	162	162	163	172	166	127	183	163		
2:00 PM	175	217	206	203	201	200	186	159	192		
3:00 PM	274	304	267	279	331	291	143	173	253		
4:00 PM	236	193	215	227	205	215	155	169	200		
5:00 PM	153	189	172	178	179	174	164	150	169		
6:00 PM	130	133	135	131	142	134	129	115	131		
7:00 PM	74	98	118	92	84	93	113	115	99		
8:00 PM	75	95	135	86	74	93	115	79	94		
9:00 PM	56	46	50	69	64	57	84	45	59		
10:00 PM	12	32	27	28	69	34	57	26	36		
11:00 PM	9	3	6	14	39	14	29	18	17		
Day Total	2956	2985	3114	3112	3153	3062	2297	2169	2825		
% Weekday Average	96.5%	97.5%	101.7%	101.6%	103.0%						
% Week Average	104.6%	105.7%	110.2%	110.2%	111.6%	108.4%	81.3%	76.8%			
AM Peak Volume	8:00 AM 345	8:00 AM 333	8:00 AM 357	8:00 AM 369	8:00 AM 339	8:00 AM 349	11:00 AM 182	11:00 AM 195	8:00 AM 282		
PM Peak Volume	3:00 PM 274	3:00 PM 304	3:00 PM 267	3:00 PM 279	3:00 PM 331	3:00 PM 291	2:00 PM 186	12:00 PM 209	3:00 PM 253		
<i>Comments:</i>											

LOCATION: 9. Cameron Park Dr to Ponderosa Rd SPECIFIC LOCATION: 0 ft from CITY/STATE: El Dorado Hills, CA														QC JOB #: 12004741 DIRECTION: WB DATE: Aug 23 2014	
Start Time	Motor-cycles	Cars & Trailer	2 Axle Long	Buses	2 Axle 6 Tire	3 Axle Single	4 Axle Single	<5 Axle Double	5 Axle Double	>6 Axle Double	<6 Axle Multi	6 Axle Multi	>6 Axle Multi	Not Classified	Total
12:00 AM	0	5	1	0	0	0	0	0	0	0	0	0	0	0	6
1:00 AM	0	8	1	0	0	0	0	0	0	0	0	0	0	0	9
2:00 AM	0	1	3	0	0	0	0	0	0	0	0	0	0	0	4
3:00 AM	0	4	0	0	0	0	0	0	0	0	0	0	0	0	4
4:00 AM	0	8	0	0	0	0	0	0	0	0	0	0	0	0	8
5:00 AM	0	26	6	0	2	0	0	0	0	0	0	0	0	0	34
6:00 AM	1	27	11	0	6	0	0	1	0	0	0	0	0	0	46
7:00 AM	0	52	25	0	6	0	0	0	0	0	0	0	0	2	85
8:00 AM	5	95	27	1	9	0	0	0	0	0	0	0	0	1	138
9:00 AM	1	101	34	0	9	0	0	0	0	0	0	0	0	2	147
10:00 AM	3	128	33	0	11	0	0	0	0	0	0	0	0	4	179
11:00 AM	5	127	41	0	7	0	0	0	0	0	0	0	0	2	182
12:00 PM	8	111	29	0	3	0	0	0	0	0	0	0	0	2	153
1:00 PM	7	81	29	0	6	0	0	1	0	0	0	0	0	3	127
2:00 PM	9	116	42	1	13	0	0	1	0	0	0	0	0	4	186
3:00 PM	7	94	33	0	6	0	0	2	0	0	0	0	0	1	143
4:00 PM	3	117	25	0	5	0	0	0	0	0	0	0	0	5	155
5:00 PM	5	110	34	0	10	0	0	4	0	0	0	0	0	1	164
6:00 PM	5	90	28	0	3	0	0	1	0	0	0	0	0	2	129
7:00 PM	2	76	28	0	6	0	0	0	0	0	0	0	0	1	113
8:00 PM	2	90	19	0	3	0	0	0	0	0	0	0	0	1	115
9:00 PM	2	62	15	0	4	0	0	0	0	0	0	0	0	1	84
10:00 PM	0	40	12	0	4	0	0	0	0	0	0	0	0	1	57
11:00 PM	0	23	5	0	1	0	0	0	0	0	0	0	0	0	29
Day Total	65	1592	481	2	114	0	0	10	0	0	0	0	0	33	2297
Percent	2.8%	69.3%	20.9%	0.1%	5.0%	0.0%	0.0%	0.4%	0.0%	0.0%	0.0%	0.0%	0.0%	1.4%	
ADT 2297															
AM Peak	8:00 AM	10:00 AM	11:00 AM	8:00 AM	10:00 AM			6:00 AM						10:00 AM	11:00 AM
Volume	5	128	41	1	11			1						4	182
PM Peak	2:00 PM	4:00 PM	2:00 PM	2:00 PM	2:00 PM			5:00 PM						4:00 PM	2:00 PM
Volume	9	117	42	1	13			4						5	186
<i>Comments:</i>															

LOCATION: 9. Cameron Park Dr to Ponderosa Rd SPECIFIC LOCATION: 0 ft from CITY/STATE: El Dorado Hills, CA														QC JOB #: 12004741 DIRECTION: WB DATE: Aug 24 2014	
Start Time	Motor-cycles	Cars & Trailer	2 Axle Long	Buses	2 Axle 6 Tire	3 Axle Single	4 Axle Single	<5 Axle Double	5 Axle Double	>6 Axle Double	<6 Axle Multi	6 Axle Multi	>6 Axle Multi	Not Classified	Total
12:00 AM	0	18	2	0	1	0	0	0	0	0	0	0	0	0	21
1:00 AM	0	5	2	0	0	0	0	0	0	0	0	0	0	0	7
2:00 AM	0	3	1	0	0	0	0	0	0	0	0	0	0	1	5
3:00 AM	0	3	0	0	0	0	0	0	0	0	0	0	0	0	3
4:00 AM	0	7	0	0	1	0	0	0	0	0	0	0	0	0	8
5:00 AM	0	14	2	0	1	0	0	0	0	0	0	0	0	0	17
6:00 AM	0	19	6	0	2	0	0	2	0	0	0	0	0	0	29
7:00 AM	1	47	8	0	3	0	0	2	0	0	0	0	0	0	61
8:00 AM	0	67	13	0	9	0	0	1	0	0	0	0	0	0	90
9:00 AM	3	105	25	0	7	0	0	1	0	0	0	0	0	4	145
10:00 AM	0	94	34	0	11	0	0	4	0	0	0	0	0	4	147
11:00 AM	9	139	36	0	3	0	0	2	0	0	0	0	0	6	195
12:00 PM	12	145	33	2	11	0	0	1	0	0	0	0	0	5	209
1:00 PM	7	136	27	0	12	0	0	1	0	0	0	0	0	0	183
2:00 PM	7	109	35	0	6	0	0	0	0	0	0	0	0	2	159
3:00 PM	6	116	35	1	11	0	0	0	0	0	0	0	0	4	173
4:00 PM	2	130	32	0	5	0	0	0	0	0	0	0	0	0	169
5:00 PM	6	105	26	0	8	0	0	1	0	0	0	0	0	4	150
6:00 PM	2	89	16	0	2	0	0	1	0	0	0	0	0	5	115
7:00 PM	3	79	27	0	4	0	0	1	0	0	0	0	0	1	115
8:00 PM	0	61	18	0	0	0	0	0	0	0	0	0	0	0	79
9:00 PM	0	34	8	0	2	0	0	0	0	0	0	0	0	1	45
10:00 PM	0	20	5	0	1	0	0	0	0	0	0	0	0	0	26
11:00 PM	0	15	2	0	1	0	0	0	0	0	0	0	0	0	18
Day Total	58	1560	393	3	101	0	0	17	0	0	0	0	0	37	2169
Percent	2.7%	71.9%	18.1%	0.1%	4.7%	0.0%	0.0%	0.8%	0.0%	0.0%	0.0%	0.0%	0.0%	1.7%	
ADT 2169															
AM Peak	11:00 AM	11:00 AM	11:00 AM		10:00 AM			10:00 AM						11:00 AM	11:00 AM
Volume	9	139	36		11			4						6	195
PM Peak	12:00 PM	12:00 PM	2:00 PM	12:00 PM	1:00 PM			12:00 PM						12:00 PM	12:00 PM
Volume	12	145	35	2	12			1						5	209
<i>Comments:</i>															

LOCATION: 9. Cameron Park Dr to Ponderosa Rd SPECIFIC LOCATION: 0 ft from CITY/STATE: El Dorado Hills, CA														QC JOB #: 12004741 DIRECTION: WB DATE: Aug 25 2014	
Start Time	Motor-cycles	Cars & Trailer	2 Axle Long	Buses	2 Axle 6 Tire	3 Axle Single	4 Axle Single	<5 Axle Double	5 Axle Double	>6 Axle Double	<6 Axle Multi	6 Axle Multi	>6 Axle Multi	Not Classified	Total
12:00 AM	0	6	0	0	0	0	0	0	0	0	0	0	0	0	6
1:00 AM	0	7	0	0	0	0	0	0	0	0	0	0	0	0	7
2:00 AM	0	2	0	0	0	0	0	0	0	0	0	0	0	0	2
3:00 AM	0	4	1	0	0	0	0	0	0	0	0	0	0	0	5
4:00 AM	1	9	4	0	2	0	0	0	0	0	0	0	0	0	16
5:00 AM	0	45	17	0	9	0	0	1	0	0	0	0	0	0	72
6:00 AM	1	95	34	7	12	0	0	0	0	0	0	0	0	2	151
7:00 AM	2	176	65	3	17	1	0	0	0	0	0	0	0	1	265
8:00 AM	2	245	75	0	13	0	0	1	0	0	0	0	0	9	345
9:00 AM	2	117	48	0	6	0	0	3	0	0	0	0	0	3	179
10:00 AM	2	114	34	0	6	0	0	1	0	0	0	0	0	2	159
11:00 AM	3	100	34	0	10	0	0	2	0	0	0	0	0	4	153
12:00 PM	2	148	60	3	12	1	0	2	0	0	0	0	0	3	231
1:00 PM	0	112	36	7	11	0	0	0	0	0	0	0	0	5	171
2:00 PM	5	106	43	0	13	0	0	1	0	0	0	0	0	7	175
3:00 PM	2	187	64	2	13	0	0	0	0	0	0	0	0	6	274
4:00 PM	4	148	67	1	11	0	0	0	0	0	0	0	0	5	236
5:00 PM	4	90	40	1	10	0	0	0	0	0	0	0	0	8	153
6:00 PM	1	91	35	0	3	0	0	0	0	0	0	0	0	0	130
7:00 PM	2	60	11	0	1	0	0	0	0	0	0	0	0	0	74
8:00 PM	2	56	14	0	3	0	0	0	0	0	0	0	0	0	75
9:00 PM	2	42	12	0	0	0	0	0	0	0	0	0	0	0	56
10:00 PM	0	10	2	0	0	0	0	0	0	0	0	0	0	0	12
11:00 PM	0	6	3	0	0	0	0	0	0	0	0	0	0	0	9
Day Total	37	1976	699	24	152	2	0	11	0	0	0	0	0	55	2956
Percent	1.3%	66.8%	23.6%	0.8%	5.1%	0.1%	0.0%	0.4%	0.0%	0.0%	0.0%	0.0%	0.0%	1.9%	
ADT 2956															
AM Peak Volume	11:00 AM	8:00 AM	8:00 AM	6:00 AM	7:00 AM	7:00 AM		9:00 AM						8:00 AM	8:00 AM
	3	245	75	7	17	1		3						9	345
PM Peak Volume	2:00 PM	3:00 PM	4:00 PM	1:00 PM	2:00 PM	12:00 PM		12:00 PM						5:00 PM	3:00 PM
	5	187	67	7	13	1		2						8	274
<i>Comments:</i>															

LOCATION: 9. Cameron Park Dr to Ponderosa Rd SPECIFIC LOCATION: 0 ft from CITY/STATE: El Dorado Hills, CA														QC JOB #: 12004741 DIRECTION: WB DATE: Aug 26 2014	
Start Time	Motor-cycles	Cars & Trailer	2 Axle Long	Buses	2 Axle 6 Tire	3 Axle Single	4 Axle Single	<5 Axle Double	5 Axle Double	>6 Axle Double	<6 Axle Multi	6 Axle Multi	>6 Axle Multi	Not Classified	Total
12:00 AM	0	3	1	0	1	0	0	0	0	0	0	0	0	0	5
1:00 AM	0	1	1	0	0	0	0	0	0	0	0	0	0	0	2
2:00 AM	0	2	0	0	0	0	0	0	0	0	0	0	0	0	2
3:00 AM	0	7	1	0	0	0	0	0	0	0	0	0	0	0	8
4:00 AM	0	10	2	0	2	0	0	0	0	0	0	0	0	0	14
5:00 AM	0	49	16	0	8	1	0	0	0	0	0	0	0	0	74
6:00 AM	2	102	38	7	11	0	0	0	0	0	0	0	0	2	162
7:00 AM	2	185	68	2	9	0	0	2	0	0	0	0	0	3	271
8:00 AM	2	237	76	1	10	0	0	1	0	0	0	0	0	6	333
9:00 AM	1	115	36	0	9	0	0	0	0	0	0	0	0	5	166
10:00 AM	3	114	32	0	11	0	0	1	0	0	0	0	0	1	162
11:00 AM	5	88	40	1	5	0	0	0	1	0	0	0	0	3	143
12:00 PM	2	120	37	2	5	0	0	0	0	0	0	0	0	5	171
1:00 PM	1	89	53	8	6	0	0	0	0	0	0	0	0	5	162
2:00 PM	1	136	57	0	15	0	0	2	0	0	0	0	0	6	217
3:00 PM	5	202	75	2	9	0	0	0	0	0	0	0	0	11	304
4:00 PM	3	127	44	0	9	0	0	1	0	0	0	0	0	9	193
5:00 PM	6	118	48	0	8	0	0	1	0	0	0	0	0	8	189
6:00 PM	0	99	24	0	4	0	0	0	0	0	0	0	0	6	133
7:00 PM	2	71	20	0	3	0	0	1	0	0	0	0	0	1	98
8:00 PM	0	74	12	0	7	0	0	0	0	0	0	0	0	2	95
9:00 PM	0	34	10	0	2	0	0	0	0	0	0	0	0	0	46
10:00 PM	0	24	7	0	0	0	0	0	0	0	0	0	0	1	32
11:00 PM	0	2	1	0	0	0	0	0	0	0	0	0	0	0	3
Day Total	35	2009	699	23	134	1	0	9	1	0	0	0	0	74	2985
Percent	1.2%	67.3%	23.4%	0.8%	4.5%	0.0%	0.0%	0.3%	0.0%	0.0%	0.0%	0.0%	0.0%	2.5%	
ADT 2985															
AM Peak	11:00 AM	8:00 AM	8:00 AM	6:00 AM	6:00 AM	5:00 AM		7:00 AM	11:00 AM					8:00 AM	8:00 AM
Volume	5	237	76	7	11	1		2	1					6	333
PM Peak	5:00 PM	3:00 PM	3:00 PM	1:00 PM	2:00 PM			2:00 PM						3:00 PM	3:00 PM
Volume	6	202	75	8	15			2						11	304
<i>Comments:</i>															

LOCATION: 9. Cameron Park Dr to Ponderosa Rd SPECIFIC LOCATION: 0 ft from CITY/STATE: El Dorado Hills, CA														QC JOB #: 12004741 DIRECTION: WB DATE: Aug 27 2014	
Start Time	Motor-cycles	Cars & Trailer	2 Axle Long	Buses	2 Axle 6 Tire	3 Axle Single	4 Axle Single	<5 Axle Double	5 Axle Double	>6 Axle Double	<6 Axle Multi	6 Axle Multi	>6 Axle Multi	Not Classified	Total
12:00 AM	0	2	0	0	0	0	0	0	0	0	0	0	0	0	2
1:00 AM	0	4	0	0	0	0	0	0	0	0	0	0	0	0	4
2:00 AM	0	1	0	0	1	0	0	0	0	0	0	0	0	0	2
3:00 AM	0	3	1	0	0	0	0	0	0	0	0	0	0	0	4
4:00 AM	0	14	2	0	4	0	0	0	0	0	0	0	0	0	20
5:00 AM	0	42	19	0	7	0	0	1	0	0	0	0	0	1	70
6:00 AM	1	116	31	6	10	0	0	1	0	0	0	0	0	3	168
7:00 AM	0	175	61	2	12	0	0	1	0	0	0	0	0	2	253
8:00 AM	3	234	93	1	16	1	0	2	0	0	0	0	0	7	357
9:00 AM	3	114	46	0	17	1	0	1	0	0	0	0	0	2	184
10:00 AM	2	113	40	0	6	2	0	0	0	0	0	0	0	4	167
11:00 AM	2	134	38	0	9	0	0	3	0	0	0	0	0	6	192
12:00 PM	3	127	56	1	6	1	0	0	0	0	0	0	0	4	198
1:00 PM	4	91	48	8	10	0	0	0	0	0	0	0	0	1	162
2:00 PM	1	135	54	0	8	0	0	2	0	0	0	0	0	6	206
3:00 PM	1	183	62	3	13	0	0	0	0	0	0	0	0	5	267
4:00 PM	3	157	47	1	5	0	0	0	0	0	0	0	0	2	215
5:00 PM	1	111	44	0	11	0	0	0	0	0	0	0	0	5	172
6:00 PM	1	95	31	0	6	0	0	0	0	0	0	0	0	2	135
7:00 PM	0	80	21	0	11	0	0	0	0	0	0	0	0	6	118
8:00 PM	2	102	21	0	9	0	0	0	0	0	0	0	0	1	135
9:00 PM	0	37	9	0	1	0	0	0	0	0	0	0	0	3	50
10:00 PM	0	19	3	0	5	0	0	0	0	0	0	0	0	0	27
11:00 PM	0	4	1	0	0	0	0	1	0	0	0	0	0	0	6
Day Total	27	2093	728	22	167	5	0	12	0	0	0	0	0	60	3114
Percent	0.9%	67.2%	23.4%	0.7%	5.4%	0.2%	0.0%	0.4%	0.0%	0.0%	0.0%	0.0%	0.0%	1.9%	
ADT 3114															
AM Peak	8:00 AM	8:00 AM	8:00 AM	6:00 AM	9:00 AM	10:00 AM		11:00 AM						8:00 AM	8:00 AM
Volume	3	234	93	6	17	2		3						7	357
PM Peak	1:00 PM	3:00 PM	3:00 PM	1:00 PM	3:00 PM	12:00 PM		2:00 PM						2:00 PM	3:00 PM
Volume	4	183	62	8	13	1		2						6	267
<i>Comments:</i>															

LOCATION: 9. Cameron Park Dr to Ponderosa Rd SPECIFIC LOCATION: 0 ft from CITY/STATE: El Dorado Hills, CA														QC JOB #: 12004741 DIRECTION: WB DATE: Aug 28 2014	
Start Time	Motor-cycles	Cars & Trailer	2 Axle Long	Buses	2 Axle 6 Tire	3 Axle Single	4 Axle Single	<5 Axle Double	5 Axle Double	>6 Axle Double	<6 Axle Multi	6 Axle Multi	>6 Axle Multi	Not Classified	Total
12:00 AM	0	5	0	0	1	0	0	0	0	0	0	0	0	0	6
1:00 AM	0	3	2	0	0	0	0	0	0	0	0	0	0	0	5
2:00 AM	0	6	0	0	0	0	0	0	0	0	0	0	0	0	6
3:00 AM	0	5	2	0	1	0	0	0	0	0	0	0	0	0	8
4:00 AM	0	16	2	0	1	0	0	0	0	0	0	0	0	0	19
5:00 AM	0	44	19	0	9	0	0	0	0	0	0	0	0	1	73
6:00 AM	1	111	39	6	15	0	0	1	1	0	0	0	0	2	176
7:00 AM	1	180	66	3	13	0	0	4	0	0	0	0	0	5	272
8:00 AM	3	238	98	0	15	1	0	3	0	0	0	0	0	11	369
9:00 AM	2	115	46	3	8	0	0	1	1	0	0	0	0	3	179
10:00 AM	0	130	38	3	8	0	0	2	0	0	0	0	0	3	184
11:00 AM	3	95	46	2	6	0	0	0	0	0	0	0	0	2	154
12:00 PM	3	135	40	1	8	0	0	1	0	0	0	0	0	3	191
1:00 PM	1	100	37	7	15	0	0	1	0	0	0	0	0	2	163
2:00 PM	7	132	47	1	13	0	0	0	0	0	0	0	0	3	203
3:00 PM	1	186	68	2	7	0	0	4	0	0	0	0	0	11	279
4:00 PM	4	152	49	1	12	0	0	0	0	0	0	0	0	9	227
5:00 PM	1	130	37	0	4	0	0	1	0	0	0	0	0	5	178
6:00 PM	1	96	25	0	5	0	0	0	0	0	0	0	0	4	131
7:00 PM	3	61	20	0	6	0	0	0	0	0	0	0	0	2	92
8:00 PM	3	51	23	0	8	0	0	0	0	0	0	0	0	1	86
9:00 PM	1	53	12	0	2	0	0	0	0	0	0	0	0	1	69
10:00 PM	0	20	7	0	1	0	0	0	0	0	0	0	0	0	28
11:00 PM	0	13	0	0	1	0	0	0	0	0	0	0	0	0	14
Day Total	35	2077	723	29	159	1	0	18	2	0	0	0	0	68	3112
Percent	1.1%	66.7%	23.2%	0.9%	5.1%	0.0%	0.0%	0.6%	0.1%	0.0%	0.0%	0.0%	0.0%	2.2%	
ADT 3112															
AM Peak Volume	8:00 AM	8:00 AM	8:00 AM	6:00 AM	6:00 AM	8:00 AM		7:00 AM	6:00 AM					8:00 AM	8:00 AM
	3	238	98	6	15	1		4	1					11	369
PM Peak Volume	2:00 PM	3:00 PM	3:00 PM	1:00 PM	1:00 PM			3:00 PM						3:00 PM	3:00 PM
	7	186	68	7	15			4						11	279
<i>Comments:</i>															

LOCATION: 9. Cameron Park Dr to Ponderosa Rd SPECIFIC LOCATION: 0 ft from CITY/STATE: El Dorado Hills, CA														QC JOB #: 12004741 DIRECTION: WB DATE: Aug 29 2014	
Start Time	Motor-cycles	Cars & Trailer	2 Axle Long	Buses	2 Axle 6 Tire	3 Axle Single	4 Axle Single	<5 Axle Double	5 Axle Double	>6 Axle Double	<6 Axle Multi	6 Axle Multi	>6 Axle Multi	Not Classified	Total
12:00 AM	1	5	1	0	0	0	0	0	0	0	0	0	0	0	7
1:00 AM	0	2	1	0	0	0	0	0	0	0	0	0	0	1	4
2:00 AM	0	4	1	0	0	0	0	0	0	0	0	0	0	0	5
3:00 AM	0	5	1	0	0	0	0	0	0	0	0	0	0	0	6
4:00 AM	0	11	5	0	1	0	0	0	0	0	0	0	0	0	17
5:00 AM	0	37	16	0	9	0	0	0	0	0	0	0	0	0	62
6:00 AM	1	90	38	7	15	0	0	1	0	0	0	0	0	1	153
7:00 AM	0	175	65	2	11	0	0	2	0	0	0	0	0	2	257
8:00 AM	2	224	88	0	15	0	0	0	0	0	0	0	0	10	339
9:00 AM	1	119	47	1	8	0	0	1	0	0	0	0	0	2	179
10:00 AM	1	118	52	1	11	0	0	0	0	0	0	0	0	3	186
11:00 AM	3	117	42	0	20	0	0	1	0	0	0	0	0	2	185
12:00 PM	0	117	53	2	15	1	0	1	0	0	0	0	0	4	193
1:00 PM	0	110	40	8	11	0	0	0	0	1	0	0	0	2	172
2:00 PM	4	115	60	2	20	0	0	0	0	0	0	0	0	0	201
3:00 PM	8	231	67	2	11	1	0	0	0	0	0	0	0	11	331
4:00 PM	5	142	43	0	11	0	0	0	0	0	0	0	0	4	205
5:00 PM	3	118	37	0	12	1	0	1	0	0	0	0	0	7	179
6:00 PM	4	109	23	0	5	0	0	1	0	0	0	0	0	0	142
7:00 PM	3	57	22	0	2	0	0	0	0	0	0	0	0	0	84
8:00 PM	0	45	21	0	7	0	0	1	0	0	0	0	0	0	74
9:00 PM	0	46	17	0	1	0	0	0	0	0	0	0	0	0	64
10:00 PM	1	51	13	0	3	0	0	0	0	0	0	0	0	1	69
11:00 PM	0	29	6	0	2	0	0	0	0	0	0	0	0	2	39
Day Total	37	2077	759	25	190	3	0	9	0	1	0	0	0	52	3153
Percent	1.2%	65.9%	24.1%	0.8%	6.0%	0.1%	0.0%	0.3%	0.0%	0.0%	0.0%	0.0%	0.0%	1.6%	
ADT 3153															
AM Peak Volume	11:00 AM	8:00 AM	8:00 AM	6:00 AM	11:00 AM			7:00 AM						8:00 AM	8:00 AM
	3	224	88	7	20			2						10	339
PM Peak Volume	3:00 PM	3:00 PM	3:00 PM	1:00 PM	2:00 PM	12:00 PM		12:00 PM		1:00 PM				3:00 PM	3:00 PM
	8	231	67	8	20	1		1		1				11	331
<i>Comments:</i>															

LOCATION: 9. Cameron Park Dr to Ponderosa Rd													QC JOB #: 12004741		
SPECIFIC LOCATION: 0 ft from													DIRECTION: WB		
CITY/STATE: El Dorado Hills, CA													DATE: Aug 23 2014 - Aug 29 2014		
Start Time	Motor-cycles	Cars & Trailer	2 Axle Long	Buses	2 Axle 6 Tire	3 Axle Single	4 Axle Single	<5 Axle Double	5 Axle Double	>6 Axle Double	<6 Axle Multi	6 Axle Multi	>6 Axle Multi	Not Classified	Total
Grand Total	294	13384	4482	128	1017	12	0	86	3	1	0	0	0	379	19786
Percent	1.5%	67.6%	22.7%	0.6%	5.1%	0.1%	0.0%	0.4%	0.0%	0.0%	0.0%	0.0%	0.0%	1.9%	
ADT 2826															
<i>Comments:</i>															

Report generated on 9/2/2014 8:16 AM

SOURCE: Quality Counts, LLC (<http://www.qualitycounts.net>)



LOCATION: 9. Cameron Park Dr to Ponderosa Rd SPECIFIC LOCATION: 0 ft from CITY/STATE: El Dorado Hills, CA															QC JOB #: 12004741 DIRECTION: WB DATE: Aug 23 2014		
Start Time	1 15	16 20	21 25	26 30	31 35	36 40	41 45	46 50	51 55	56 60	61 65	66 70	71 75	76 999	Total	Pace Speed	Number in Pace
12:00 AM	0	0	0	0	1	0	1	3	0	1	0	0	0	0	6	41-50	4
1:00 AM	0	0	0	0	0	0	1	6	0	2	0	0	0	0	9	41-50	7
2:00 AM	0	0	0	0	0	0	0	2	2	0	0	0	0	0	4	46-55	4
3:00 AM	0	0	0	0	0	0	1	1	1	0	1	0	0	0	4	46-55	2
4:00 AM	0	0	0	0	0	1	0	2	3	1	1	0	0	0	8	50-59	4
5:00 AM	0	0	0	0	0	1	6	8	11	2	4	1	1	0	34	46-55	19
6:00 AM	0	0	0	1	0	2	6	17	16	3	1	0	0	0	46	46-55	33
7:00 AM	2	0	0	0	0	4	9	29	26	12	2	1	0	0	85	46-55	55
8:00 AM	1	0	0	0	0	6	36	49	34	11	1	0	0	0	138	41-50	85
9:00 AM	2	0	0	0	1	6	23	60	41	13	0	0	0	1	147	46-55	100
10:00 AM	3	0	0	0	1	4	30	91	38	7	4	1	0	0	179	46-55	129
11:00 AM	2	0	1	1	0	12	43	67	47	8	0	1	0	0	182	46-55	114
12:00 PM	2	0	0	0	2	8	39	51	42	9	0	0	0	0	153	46-55	93
1:00 PM	3	0	0	0	1	13	28	50	27	4	1	0	0	0	127	41-50	78
2:00 PM	4	0	1	1	2	13	29	75	49	11	0	1	0	0	186	46-55	124
3:00 PM	1	0	0	1	1	10	32	55	36	6	1	0	0	0	143	46-55	90
4:00 PM	5	0	0	1	1	4	33	49	52	8	2	0	0	0	155	46-55	101
5:00 PM	0	0	0	0	1	11	37	70	40	4	1	0	0	0	164	46-55	110
6:00 PM	1	0	1	1	3	7	28	54	27	4	3	0	0	0	129	41-50	82
7:00 PM	1	0	1	0	4	11	31	49	10	6	0	0	0	0	113	41-50	80
8:00 PM	1	0	0	0	2	12	48	40	7	5	0	0	0	0	115	41-50	88
9:00 PM	1	0	0	0	1	7	31	22	19	2	1	0	0	0	84	41-50	53
10:00 PM	1	0	0	0	0	1	16	23	13	1	2	0	0	0	57	41-50	39
11:00 PM	0	0	0	0	0	2	6	12	5	3	0	1	0	0	29	45-54	17
Day Total	30	0	4	6	21	135	514	885	546	123	25	6	1	1	2297	46-55	1430
Percent	1.3%	0.0%	0.2%	0.3%	0.9%	5.9%	22.4%	38.5%	23.8%	5.4%	1.1%	0.3%	0.0%	0.0%			
ADT 2297																	
AM Peak	10:00 AM		11:00 AM	6:00 AM	12:00 AM	11:00 AM	11:00 AM	10:00 AM	11:00 AM	9:00 AM	5:00 AM	5:00 AM	5:00 AM	9:00 AM	11:00 AM		
Volume	3		1	1	1	12	43	91	47	13	4	1	1	1	182		
PM Peak	4:00 PM		2:00 PM	2:00 PM	7:00 PM	1:00 PM	8:00 PM	2:00 PM	4:00 PM	2:00 PM	6:00 PM	2:00 PM			2:00 PM		
Volume	5		1	1	4	13	48	75	52	11	3	1			186		
<i>Comments:</i>																	

LOCATION: 9. Cameron Park Dr to Ponderosa Rd SPECIFIC LOCATION: 0 ft from CITY/STATE: El Dorado Hills, CA															QC JOB #: 12004741 DIRECTION: WB DATE: Aug 24 2014			
Start Time	1 15	16 20	21 25	26 30	31 35	36 40	41 45	46 50	51 55	56 60	61 65	66 70	71 75	76 999	Total	Pace Speed	Number in Pace	
12:00 AM	0	0	0	0	0	4	2	5	7	3	0	0	0	0	21	48-57	11	
1:00 AM	0	0	0	0	0	0	1	0	4	1	1	0	0	0	7	52-61	4	
2:00 AM	1	0	0	0	0	0	0	0	2	0	1	1	0	0	5	61-70	2	
3:00 AM	0	0	0	0	0	0	0	1	1	0	1	0	0	0	3	46-55	2	
4:00 AM	0	0	0	0	1	0	0	2	4	1	0	0	0	0	8	46-55	6	
5:00 AM	0	0	0	0	0	0	4	2	6	3	2	0	0	0	17	51-60	9	
6:00 AM	0	0	0	0	1	2	5	8	9	3	1	0	0	0	29	46-55	17	
7:00 AM	0	0	0	0	0	2	8	22	22	5	1	1	0	0	61	46-55	44	
8:00 AM	0	0	0	0	0	2	15	43	22	6	2	0	0	0	90	46-55	65	
9:00 AM	4	0	0	0	1	11	23	52	36	15	3	0	0	0	145	46-55	87	
10:00 AM	4	0	0	0	5	8	33	56	34	6	1	0	0	0	147	46-55	90	
11:00 AM	6	0	0	1	1	8	60	86	30	2	1	0	0	0	195	41-50	145	
12:00 PM	4	0	1	0	1	16	47	90	42	5	2	0	0	1	209	41-50	137	
1:00 PM	0	0	1	0	3	15	48	68	40	8	0	0	0	0	183	41-50	115	
2:00 PM	2	0	0	0	0	10	23	61	44	15	4	0	0	0	159	46-55	105	
3:00 PM	4	0	0	0	0	3	29	79	50	8	0	0	0	0	173	46-55	129	
4:00 PM	0	0	0	0	0	8	27	74	42	12	3	2	0	1	169	46-55	116	
5:00 PM	4	0	0	1	0	7	27	61	39	8	2	1	0	0	150	46-55	100	
6:00 PM	5	0	0	0	1	5	14	60	25	4	0	1	0	0	115	46-55	85	
7:00 PM	1	0	1	2	2	9	23	52	20	5	0	0	0	0	115	41-50	75	
8:00 PM	0	0	0	0	3	8	27	20	14	5	2	0	0	0	79	41-50	47	
9:00 PM	1	0	0	0	0	4	12	19	7	2	0	0	0	0	45	41-50	30	
10:00 PM	0	0	0	1	2	0	2	9	11	1	0	0	0	0	26	46-55	20	
11:00 PM	0	0	0	0	0	3	4	5	3	2	0	1	0	0	18	41-50	9	
Day Total	36	0	3	5	21	125	434	875	514	120	27	7	0	2	2169	46-55	1389	
Percent	1.7%	0.0%	0.1%	0.2%	1.0%	5.8%	20.0%	40.3%	23.7%	5.5%	1.2%	0.3%	0.0%	0.1%				
ADT 2169																		
AM Peak Volume	11:00 AM	11:00 AM			10:00 AM	9:00 AM	11:00 AM	11:00 AM	9:00 AM	9:00 AM	9:00 AM	2:00 AM				11:00 AM		
	6	1			5	11	60	86	36	15	3	1				195		
PM Peak Volume	6:00 PM	12:00 PM		7:00 PM	1:00 PM	12:00 PM	1:00 PM	12:00 PM	3:00 PM	2:00 PM	2:00 PM	4:00 PM	12:00 PM		12:00 PM			
	5	1		2	3	16	48	90	50	15	4	2	1		209			
<i>Comments:</i>																		

LOCATION: 9. Cameron Park Dr to Ponderosa Rd SPECIFIC LOCATION: 0 ft from CITY/STATE: El Dorado Hills, CA															QC JOB #: 12004741 DIRECTION: WB DATE: Aug 25 2014		
Start Time	15	16 20	21 25	26 30	31 35	36 40	41 45	46 50	51 55	56 60	61 65	66 70	71 75	76 999	Total	Pace Speed	Number in Pace
12:00 AM	0	0	0	0	0	1	0	2	1	2	0	0	0	0	6	51-60	3
1:00 AM	0	0	0	0	0	0	1	1	3	2	0	0	0	0	7	51-60	5
2:00 AM	0	0	0	0	0	0	1	1	0	0	0	0	0	0	2	41-50	2
3:00 AM	0	0	0	0	0	0	1	2	2	0	0	0	0	0	5	46-55	4
4:00 AM	0	0	0	0	0	0	1	8	4	2	0	1	0	0	16	46-55	12
5:00 AM	0	0	0	0	0	3	5	27	27	7	2	1	0	0	72	46-55	54
6:00 AM	2	0	0	1	1	5	26	46	49	15	5	1	0	0	151	46-55	95
7:00 AM	1	0	0	0	0	14	45	114	77	14	0	0	0	0	265	46-55	190
8:00 AM	9	0	1	1	2	17	121	140	41	12	1	0	0	0	345	41-50	261
9:00 AM	3	0	0	0	1	11	42	74	38	9	0	1	0	0	179	41-50	116
10:00 AM	2	0	0	0	3	11	49	74	17	3	0	0	0	0	159	41-50	123
11:00 AM	4	0	0	2	3	10	39	60	29	5	1	0	0	0	153	41-50	99
12:00 PM	3	0	2	0	4	16	75	94	34	3	0	0	0	0	231	41-50	169
1:00 PM	5	0	0	0	4	16	40	79	27	0	0	0	0	0	171	41-50	119
2:00 PM	7	1	1	2	7	12	37	73	26	7	1	1	0	0	175	41-50	109
3:00 PM	6	0	0	0	0	17	92	120	39	0	0	0	0	0	274	41-50	212
4:00 PM	5	0	0	0	0	9	36	95	78	11	0	1	1	0	236	46-55	173
5:00 PM	8	0	0	0	0	4	19	62	49	9	1	0	0	1	153	46-55	111
6:00 PM	0	0	0	1	3	2	20	55	37	10	2	0	0	0	130	46-55	92
7:00 PM	0	0	0	1	1	2	8	33	23	5	1	0	0	0	74	46-55	55
8:00 PM	0	0	0	0	0	3	15	42	14	0	0	1	0	0	75	41-50	57
9:00 PM	0	0	0	0	1	3	13	25	10	3	0	0	0	1	56	41-50	38
10:00 PM	0	0	0	1	0	1	0	5	5	0	0	0	0	0	12	46-55	10
11:00 PM	0	0	0	0	0	1	4	1	2	1	0	0	0	0	9	36-45	5
Day Total	55	1	4	9	30	158	690	1233	632	120	14	7	1	2	2956	41-50	1922
Percent	1.9%	0.0%	0.1%	0.3%	1.0%	5.3%	23.3%	41.7%	21.4%	4.1%	0.5%	0.2%	0.0%	0.1%			
ADT 2956																	
AM Peak Volume	8:00 AM	8:00 AM			11:00 AM	10:00 AM	8:00 AM	8:00 AM	8:00 AM	7:00 AM	6:00 AM	6:00 AM	4:00 AM		8:00 AM		
	9	1			2	3	17	121	140	77	15	5	1		345		
PM Peak Volume	5:00 PM	2:00 PM	12:00 PM	2:00 PM	2:00 PM	3:00 PM	3:00 PM	3:00 PM	4:00 PM	4:00 PM	6:00 PM	2:00 PM	4:00 PM	5:00 PM	3:00 PM		
	8	1	2	2	7	17	92	120	78	11	2	1	1	1	274		
<i>Comments:</i>																	

LOCATION: 9. Cameron Park Dr to Ponderosa Rd SPECIFIC LOCATION: 0 ft from CITY/STATE: El Dorado Hills, CA															QC JOB #: 12004741 DIRECTION: WB DATE: Aug 26 2014			
Start Time	1 15	16 20	21 25	26 30	31 35	36 40	41 45	46 50	51 55	56 60	61 65	66 70	71 75	76 999	Total	Pace Speed	Number in Pace	
12:00 AM	0	0	0	0	0	0	1	2	1	1	0	0	0	0	5	46-55	3	
1:00 AM	0	0	0	0	0	0	0	0	1	0	1	0	0	0	2	46-55	1	
2:00 AM	0	0	0	0	0	0	0	1	1	0	0	0	0	0	2	46-55	2	
3:00 AM	0	0	0	0	0	1	1	2	2	1	1	0	0	0	8	46-55	4	
4:00 AM	0	0	0	1	0	0	0	4	5	1	2	1	0	0	14	46-55	9	
5:00 AM	0	0	0	0	0	1	8	32	19	12	2	0	0	0	74	46-55	50	
6:00 AM	2	0	0	0	0	5	15	67	52	17	3	1	0	0	162	46-55	119	
7:00 AM	3	0	0	2	1	5	56	115	68	18	1	2	0	0	271	46-55	183	
8:00 AM	6	0	0	0	0	17	90	157	55	8	0	0	0	0	333	41-50	246	
9:00 AM	5	0	0	0	1	10	34	71	44	1	0	0	0	0	166	46-55	115	
10:00 AM	1	0	0	0	1	7	40	71	35	5	2	0	0	0	162	41-50	110	
11:00 AM	3	0	0	0	0	10	31	52	43	4	0	0	0	0	143	46-55	94	
12:00 PM	5	0	0	0	3	6	58	67	28	1	2	0	0	1	171	41-50	125	
1:00 PM	5	0	0	1	1	8	32	83	29	3	0	0	0	0	162	42-51	114	
2:00 PM	6	0	0	0	0	7	43	110	37	9	4	0	0	1	217	41-50	153	
3:00 PM	12	0	0	0	2	25	89	113	53	9	1	0	0	0	304	41-50	202	
4:00 PM	9	0	0	0	0	5	33	76	59	11	0	0	0	0	193	46-55	135	
5:00 PM	8	0	0	0	0	7	38	81	43	10	1	1	0	0	189	46-55	123	
6:00 PM	6	0	0	0	0	7	20	52	38	9	1	0	0	0	133	46-55	89	
7:00 PM	1	0	0	1	1	5	21	36	25	6	2	0	0	0	98	46-55	61	
8:00 PM	2	0	0	0	0	5	23	45	16	1	3	0	0	0	95	41-50	68	
9:00 PM	0	0	0	0	0	3	8	16	9	8	2	0	0	0	46	46-55	24	
10:00 PM	1	0	1	0	0	1	6	15	7	1	0	0	0	0	32	46-55	21	
11:00 PM	0	0	0	0	0	0	0	3	0	0	0	0	0	0	3	41-50	3	
Day Total	75	0	1	5	10	135	647	1271	670	136	28	5	0	2	2985	46-55	1941	
Percent	2.5%	0.0%	0.0%	0.2%	0.3%	4.5%	21.7%	42.6%	22.4%	4.6%	0.9%	0.2%	0.0%	0.1%				
ADT 2985																		
AM Peak Volume	8:00 AM		7:00 AM		7:00 AM	8:00 AM	8:00 AM	8:00 AM	7:00 AM	7:00 AM	6:00 AM	7:00 AM				8:00 AM		
	6		2		1	17	90	157	68	18	3	2				333		
PM Peak Volume	3:00 PM		10:00 PM		1:00 PM	12:00 PM	3:00 PM	3:00 PM	3:00 PM	4:00 PM	4:00 PM	2:00 PM	5:00 PM	12:00 PM		3:00 PM		
	12		1		1	3	25	89	113	59	11	4	1	1		304		
<i>Comments:</i>																		

LOCATION: 9. Cameron Park Dr to Ponderosa Rd SPECIFIC LOCATION: 0 ft from CITY/STATE: El Dorado Hills, CA															QC JOB #: 12004741 DIRECTION: WB DATE: Aug 27 2014			
Start Time	15	20	25	30	35	40	45	50	55	60	65	70	75	999	Total	Pace Speed	Number in Pace	
12:00 AM	0	0	0	0	0	0	0	1	0	0	1	0	0	0	2	41-50	1	
1:00 AM	0	0	0	0	0	0	0	1	1	2	0	0	0	0	4	51-60	3	
2:00 AM	0	0	0	0	0	0	1	1	0	0	0	0	0	0	2	41-50	2	
3:00 AM	0	0	0	0	0	0	2	0	1	1	0	0	0	0	4	51-60	2	
4:00 AM	0	0	0	0	2	1	2	7	6	1	0	0	1	0	20	46-55	12	
5:00 AM	1	0	0	0	0	3	9	22	24	8	3	0	0	0	70	46-55	45	
6:00 AM	3	0	0	0	1	3	23	57	56	22	2	1	0	0	168	46-55	112	
7:00 AM	2	0	0	1	0	0	30	122	86	8	3	1	0	0	253	46-55	207	
8:00 AM	7	0	0	0	3	19	117	152	52	6	1	0	0	0	357	41-50	268	
9:00 AM	2	0	0	0	1	2	40	67	57	14	1	0	0	0	184	46-55	124	
10:00 AM	4	0	0	0	0	6	39	69	40	5	4	0	0	0	167	46-55	109	
11:00 AM	6	0	0	0	0	10	53	77	36	9	1	0	0	0	192	41-50	130	
12:00 PM	4	0	0	1	2	14	58	80	28	10	1	0	0	0	198	41-50	138	
1:00 PM	1	0	0	0	1	10	39	68	36	6	1	0	0	0	162	42-51	106	
2:00 PM	6	0	0	0	3	7	57	89	34	8	2	0	0	0	206	41-50	146	
3:00 PM	5	0	0	1	3	17	77	117	39	8	0	0	0	0	267	41-50	193	
4:00 PM	3	0	0	0	0	3	33	100	67	9	0	0	0	0	215	46-55	166	
5:00 PM	5	0	0	0	1	6	21	64	61	13	0	1	0	0	172	46-55	124	
6:00 PM	2	0	0	0	1	6	20	61	37	8	0	0	0	0	135	46-55	98	
7:00 PM	6	0	2	2	1	5	22	44	23	11	2	0	0	0	118	46-55	66	
8:00 PM	1	0	0	1	3	10	35	60	19	5	1	0	0	0	135	41-50	95	
9:00 PM	3	0	0	0	2	0	24	10	10	1	0	0	0	0	50	41-50	34	
10:00 PM	0	0	0	1	2	2	11	4	4	3	0	0	0	0	27	41-50	15	
11:00 PM	0	0	0	0	0	0	0	4	2	0	0	0	0	0	6	46-55	6	
Day Total	61	0	2	7	26	124	713	1277	719	158	23	3	1	0	3114	46-55	1996	
Percent	2.0%	0.0%	0.1%	0.2%	0.8%	4.0%	22.9%	41.0%	23.1%	5.1%	0.7%	0.1%	0.0%	0.0%				
ADT 3114																		
AM Peak	8:00 AM																	
Volume	7			1	3	19	117	152	86	22	4	1	1		357			
PM Peak	3:00 PM																	
Volume	6		2	2	3	17	77	117	67	13	2	1			267			
<i>Comments:</i>																		

LOCATION: 9. Cameron Park Dr to Ponderosa Rd SPECIFIC LOCATION: 0 ft from CITY/STATE: El Dorado Hills, CA															QC JOB #: 12004741 DIRECTION: WB DATE: Aug 28 2014		
Start Time	15	16	21	26	31	36	41	46	51	56	61	66	71	76	Total	Pace Speed	Number in Pace
	15	20	25	30	35	40	45	50	55	60	65	70	75	999			
12:00 AM	0	0	0	0	0	0	1	2	2	0	0	0	1	0	6	46-55	4
1:00 AM	0	0	0	0	0	0	0	3	1	1	0	0	0	0	5	46-55	4
2:00 AM	0	0	0	0	0	0	2	1	2	1	0	0	0	0	6	51-60	3
3:00 AM	0	0	0	0	0	0	2	2	2	1	1	0	0	0	8	46-55	4
4:00 AM	0	0	0	1	0	0	0	5	7	3	3	0	0	0	19	48-57	11
5:00 AM	1	0	0	0	1	3	11	18	28	8	2	0	1	0	73	46-55	45
6:00 AM	2	0	0	2	0	7	25	61	55	19	3	2	0	0	176	46-55	116
7:00 AM	5	0	0	0	0	7	59	125	66	9	1	0	0	0	272	46-55	190
8:00 AM	11	0	0	0	2	24	106	153	63	10	0	0	0	0	369	41-50	259
9:00 AM	3	1	2	1	8	8	46	72	30	6	2	0	0	0	179	41-50	118
10:00 AM	3	0	0	2	1	9	48	79	37	3	2	0	0	0	184	41-50	127
11:00 AM	2	0	0	0	1	11	35	65	32	7	1	0	0	0	154	41-50	100
12:00 PM	3	0	0	1	1	9	43	94	27	11	1	1	0	0	191	41-50	137
1:00 PM	2	0	0	0	1	4	43	76	30	6	1	0	0	0	163	41-50	118
2:00 PM	3	0	0	1	1	11	52	93	32	8	1	1	0	0	203	41-50	145
3:00 PM	11	0	0	1	2	17	90	104	46	6	2	0	0	0	279	41-50	194
4:00 PM	9	0	2	0	1	8	36	94	70	7	0	0	0	0	227	46-55	164
5:00 PM	5	0	0	0	1	2	20	76	59	14	0	0	1	0	178	46-55	135
6:00 PM	4	0	0	0	1	1	23	55	41	6	0	0	0	0	131	46-55	95
7:00 PM	2	0	0	1	1	6	28	32	17	5	0	0	0	0	92	41-50	60
8:00 PM	1	0	0	1	1	4	27	33	19	0	0	0	0	0	86	41-50	59
9:00 PM	1	0	0	1	0	2	18	32	12	2	0	0	0	1	69	41-50	50
10:00 PM	0	0	0	0	0	0	2	13	7	5	1	0	0	0	28	46-55	19
11:00 PM	0	0	0	1	0	3	2	2	6	0	0	0	0	0	14	46-55	8
Day Total	68	1	4	13	23	136	719	1290	691	138	21	4	3	1	3112	41-50	2009
Percent	2.2%	0.0%	0.1%	0.4%	0.7%	4.4%	23.1%	41.5%	22.2%	4.4%	0.7%	0.1%	0.1%	0.0%			
ADT 3112																	
AM Peak Volume	8:00 AM	9:00 AM	9:00 AM	6:00 AM	9:00 AM	8:00 AM	8:00 AM	8:00 AM	7:00 AM	6:00 AM	4:00 AM	6:00 AM	12:00 AM		8:00 AM		
PM Peak Volume	3:00 PM		4:00 PM	12:00 PM	3:00 PM	3:00 PM	3:00 PM	3:00 PM	4:00 PM	5:00 PM	3:00 PM	12:00 PM	5:00 PM	9:00 PM	3:00 PM		
Comments:																	

LOCATION: 9. Cameron Park Dr to Ponderosa Rd SPECIFIC LOCATION: 0 ft from CITY/STATE: El Dorado Hills, CA															QC JOB #: 12004741 DIRECTION: WB DATE: Aug 29 2014			
Start Time	15	16	21	26	31	36	41	46	51	56	61	66	71	76	Total	Pace Speed	Number in Pace	
	15	20	25	30	35	40	45	50	55	60	65	70	75	999				
12:00 AM	0	0	0	0	0	0	1	1	4	0	0	1	0	0	7	46-55	5	
1:00 AM	1	0	0	0	0	0	0	1	1	1	0	0	0	0	4	51-60	2	
2:00 AM	0	0	0	0	0	0	1	1	1	1	1	0	0	0	5	56-65	2	
3:00 AM	0	0	0	0	0	1	0	3	2	0	0	0	0	0	6	46-55	5	
4:00 AM	0	0	0	0	1	0	1	2	6	4	1	2	0	0	17	51-60	10	
5:00 AM	0	0	0	0	0	1	7	19	15	13	5	2	0	0	62	46-55	34	
6:00 AM	1	0	0	0	0	8	17	45	58	22	2	0	0	0	153	46-55	102	
7:00 AM	2	0	0	0	1	2	43	120	78	9	1	1	0	0	257	46-55	198	
8:00 AM	10	0	0	0	1	16	80	155	69	8	0	0	0	0	339	41-50	235	
9:00 AM	2	0	0	2	2	11	51	61	42	7	1	0	0	0	179	41-50	111	
10:00 AM	3	0	0	0	3	10	39	94	27	10	0	0	0	0	186	41-50	133	
11:00 AM	2	0	2	2	3	12	40	86	32	5	1	0	0	0	185	41-50	126	
12:00 PM	4	0	0	1	0	15	50	79	38	5	1	0	0	0	193	41-50	129	
1:00 PM	2	0	0	0	1	9	34	90	29	5	2	0	0	0	172	41-50	124	
2:00 PM	0	0	0	0	3	12	52	96	32	3	2	0	1	0	201	41-50	147	
3:00 PM	11	0	0	1	4	23	101	138	43	9	1	0	0	0	331	41-50	239	
4:00 PM	4	0	0	0	0	9	56	76	53	6	0	1	0	0	205	42-51	131	
5:00 PM	7	0	0	0	0	9	30	78	42	11	2	0	0	0	179	46-55	120	
6:00 PM	0	0	0	1	0	3	30	60	36	9	2	1	0	0	142	46-55	95	
7:00 PM	0	0	0	0	0	5	19	39	16	4	1	0	0	0	84	42-51	57	
8:00 PM	0	0	0	0	0	5	25	23	13	8	0	0	0	0	74	41-50	47	
9:00 PM	0	0	0	0	0	5	20	19	11	7	1	1	0	0	64	41-50	38	
10:00 PM	1	0	0	0	1	4	26	23	12	1	0	1	0	0	69	41-50	48	
11:00 PM	2	0	0	0	0	2	10	12	11	2	0	0	0	0	39	46-55	23	
Day Total	52	0	2	7	20	162	733	1321	671	150	24	10	1	0	3153	41-50	2054	
Percent	1.6%	0.0%	0.1%	0.2%	0.6%	5.1%	23.2%	41.9%	21.3%	4.8%	0.8%	0.3%	0.0%	0.0%				
ADT 3153																		
AM Peak	8:00 AM 11:00 AM 9:00 AM 10:00 AM 8:00 AM 8:00 AM 8:00 AM 7:00 AM 6:00 AM 5:00 AM 4:00 AM															8:00 AM		
Volume	10 2 2 3 16 80 155 78 22 5 2															339		
PM Peak	3:00 PM 12:00 PM 3:00 PM 3:00 PM 3:00 PM 3:00 PM 4:00 PM 5:00 PM 1:00 PM 4:00 PM 2:00 PM															3:00 PM		
Volume	11 1 4 23 101 138 53 11 2 1 1															331		
<i>Comments:</i>																		

LOCATION: 9. Cameron Park Dr to Ponderosa Rd														QC JOB #: 12004741			
SPECIFIC LOCATION: 0 ft from														DIRECTION: WB			
CITY/STATE: El Dorado Hills, CA														DATE: Aug 23 2014 - Aug 29 2014			
Start Time	1 15	16 20	21 25	26 30	31 35	36 40	41 45	46 50	51 55	56 60	61 65	66 70	71 75	76 999	Total	Pace Speed	Number in Pace
Grand Total	377	2	20	52	151	975	4450	8152	4443	945	162	42	7	8	19786	41-50	12602
Percent	1.9%	0.0%	0.1%	0.3%	0.8%	4.9%	22.5%	41.2%	22.5%	4.8%	0.8%	0.2%	0.0%	0.0%			
Cumulative Percent	1.9%	1.9%	2.0%	2.3%	3.0%	8.0%	30.5%	71.7%	94.1%	98.9%	99.7%	99.9%	100.0%	100.0%			
ADT 2826															85th Percentile 52 MPH Mean Speed(Average): 46 MPH		
<i>Comments:</i>															Median 47 MPH Mode: 48 MPH		

Report generated on 9/2/2014 8:15 AM

SOURCE: Quality Counts, LLC (<http://www.qualitycounts.net>)



LOCATION: 9. Cameron Park Dr to Ponderosa Rd SPECIFIC LOCATION: 0 ft from CITY/STATE: El Dorado Hills, CA						QC JOB #: 12004741 DIRECTION: EB/WB DATE: Aug 23 2014 - Aug 24 2014				
Start Time	Mon	Tue	Wed	Thu	Fri	Average Weekday Hourly Traffic	Sat 23-Aug-14	Sun 24-Aug-14	Average Week Hourly Traffic	Average Week Profile
12:00 AM						0	30	45	38	
1:00 AM						0	30	19	25	
2:00 AM						0	14	12	13	
3:00 AM						0	14	8	11	
4:00 AM						0	14	12	13	
5:00 AM						0	48	23	36	
6:00 AM						0	74	51	63	
7:00 AM						0	155	112	134	
8:00 AM						0	232	174	203	
9:00 AM						0	293	268	281	
10:00 AM						0	369	321	345	
11:00 AM						0	345	355	350	
12:00 PM						0	335	396	366	
1:00 PM						0	325	401	363	
2:00 PM						0	400	354	377	
3:00 PM						0	344	347	346	
4:00 PM						0	369	331	350	
5:00 PM						0	348	326	337	
6:00 PM						0	286	259	273	
7:00 PM						0	233	223	228	
8:00 PM						0	233	171	202	
9:00 PM						0	167	123	145	
10:00 PM						0	123	67	95	
11:00 PM						0	63	39	51	
Day Total						0	4844	4437	4645	
% Weekday Average										
% Week Average						0.0%	104.3%	95.5%		
AM Peak						12:00 AM	10:00 AM	11:00 AM	11:00 AM	
Volume						0	369	355	350	
PM Peak						12:00 PM	2:00 PM	1:00 PM	2:00 PM	
Volume						0	400	401	377	
<i>Comments:</i>										

LOCATION: 9. Cameron Park Dr to Ponderosa Rd SPECIFIC LOCATION: 0 ft from CITY/STATE: El Dorado Hills, CA						QC JOB #: 12004741 DIRECTION: EB/WB DATE: Aug 25 2014 - Aug 29 2014				
Start Time	Mon 25-Aug-14	Tue 26-Aug-14	Wed 27-Aug-14	Thu 28-Aug-14	Fri 29-Aug-14	Average Weekday Hourly Traffic	Sat	Sun	Average Week Hourly Traffic	Average Week Profile
12:00 AM	16	19	12	22	17	17			17	
1:00 AM	11	6	7	11	9	9			9	
2:00 AM	4	6	5	7	10	6			6	
3:00 AM	9	11	10	16	7	11			11	
4:00 AM	22	18	24	25	22	22			22	
5:00 AM	88	88	83	87	78	85			85	
6:00 AM	252	280	294	319	284	286			286	
7:00 AM	456	420	424	450	417	433			433	
8:00 AM	636	628	647	649	618	636			636	
9:00 AM	288	304	333	342	327	319			319	
10:00 AM	296	295	308	321	336	311			311	
11:00 AM	321	296	354	326	351	330			330	
12:00 PM	443	395	392	403	403	407			407	
1:00 PM	359	323	352	332	377	349			349	
2:00 PM	465	547	528	523	561	525			525	
3:00 PM	542	596	551	551	659	580			580	
4:00 PM	522	496	534	535	554	528			528	
5:00 PM	464	523	460	486	537	494			494	
6:00 PM	352	340	403	374	406	375			375	
7:00 PM	219	275	302	223	231	250			250	
8:00 PM	196	227	269	230	182	221			221	
9:00 PM	133	145	142	157	157	147			147	
10:00 PM	52	64	73	94	151	87			87	
11:00 PM	24	24	23	41	89	40			40	
Day Total	6170	6326	6530	6524	6783	6468			6468	
% Weekday Average		97.8%	101.0%	100.9%	104.9%					
% Week Average	132.8%	97.8%	101.0%	100.9%	104.9%	100.0%				
AM Peak Volume	8:00 AM 636	8:00 AM 628	8:00 AM 647	8:00 AM 649	8:00 AM 618	8:00 AM 636			8:00 AM 636	
PM Peak Volume	3:00 PM 542	3:00 PM 596	3:00 PM 551	3:00 PM 551	3:00 PM 659	3:00 PM 580			3:00 PM 580	
<i>Comments:</i>										

LOCATION: 9. Cameron Park Dr to Ponderosa Rd
SPECIFIC LOCATION: 0 ft from
CITY/STATE: El Dorado Hills, CA

QC JOB #: 12004741
DIRECTION: EB/WB
DATE: Aug 18 2014 - Aug 22 2014

Start Time	Mon 18-Aug-14	Tue 19-Aug-14	Wed 20-Aug-14	Thu 21-Aug-14	Fri 22-Aug-14	Average Weekday Hourly Traffic		Average Weekday Profile
12:00 AM	16	19	12	22	17	17		
1:00 AM	11	6	7	11	9	9		
2:00 AM	4	6	5	7	10	6		
3:00 AM	9	11	10	16	7	11		
4:00 AM	22	18	24	25	22	22		
5:00 AM	88	88	83	87	78	85		
6:00 AM	252	280	294	319	284	286		
7:00 AM	456	420	424	450	417	433		
8:00 AM	636	628	647	649	618	636		
9:00 AM	288	304	333	342	327	319		
10:00 AM	296	295	308	321	336	311		
11:00 AM	321	296	354	326	351	330		
12:00 PM	443	395	392	403	403	407		
1:00 PM	359	323	352	332	377	349		
2:00 PM	465	547	528	523	561	525		
3:00 PM	542	596	551	551	659	580		
4:00 PM	522	496	534	535	554	528		
5:00 PM	464	523	460	486	537	494		
6:00 PM	352	340	403	374	406	375		
7:00 PM	219	275	302	223	231	250		
8:00 PM	196	227	269	230	182	221		
9:00 PM	133	145	142	157	157	147		
10:00 PM	52	64	73	94	151	87		
11:00 PM	24	24	23	41	89	40		
Day Total	6170	6326	6530	6524	6783	6468		
% Weekday Average	95.4%	97.8%	101.0%	100.9%	104.9%			
% Week Average								
AM Peak Volume	8:00 AM 636	8:00 AM 628	8:00 AM 647	8:00 AM 649	8:00 AM 618	8:00 AM 636		
PM Peak Volume	3:00 PM 542	3:00 PM 596	3:00 PM 551	3:00 PM 551	3:00 PM 659	3:00 PM 580		

Comments:

SUMMARY - Tube Count - Volume Data (Weekend)

LOCATION: 9. Cameron Park Dr to Ponderosa Rd SPECIFIC LOCATION: 0 ft from CITY/STATE: El Dorado Hills, CA				QC JOB #: 12004741 DIRECTION: EB/WB DATE: Aug 23 2014 - Aug 24 2014		
Start Time			Sat 23-Aug-14	Sun 24-Aug-14	Average Weekend Hourly Traffic	Average Weekend Profile
12:00 AM			30	45	38	
1:00 AM			30	19	25	
2:00 AM			14	12	13	
3:00 AM			14	8	11	
4:00 AM			14	12	13	
5:00 AM			48	23	36	
6:00 AM			74	51	63	
7:00 AM			155	112	134	
8:00 AM			232	174	203	
9:00 AM			293	268	281	
10:00 AM			369	321	345	
11:00 AM			345	355	350	
12:00 PM			335	396	366	
1:00 PM			325	401	363	
2:00 PM			400	354	377	
3:00 PM			344	347	346	
4:00 PM			369	331	350	
5:00 PM			348	326	337	
6:00 PM			286	259	273	
7:00 PM			233	223	228	
8:00 PM			233	171	202	
9:00 PM			167	123	145	
10:00 PM			123	67	95	
11:00 PM			63	39	51	
Day Total			4844	4437	4645	
% Weekday Average						
% Week Average			104.3%	95.5%		
AM Peak Volume			10:00 AM 369	11:00 AM 355	11:00 AM 350	
PM Peak Volume			2:00 PM 400	1:00 PM 401	2:00 PM 377	
<i>Comments:</i>						

LOCATION: 9. Cameron Park Dr to Ponderosa Rd
SPECIFIC LOCATION: 0 ft from
CITY/STATE: El Dorado Hills, CA

QC JOB #: 12004741
DIRECTION: EB/WB
DATE: Aug 18 2014 - Aug 24 2014

Start Time	Mon 18-Aug-14	Tue 19-Aug-14	Wed 20-Aug-14	Thu 21-Aug-14	Fri 22-Aug-14	Average Weekday Hourly Traffic	Sat 23-Aug-14	Sun 24-Aug-14	Average Week Hourly Traffic	Average Week Profile
12:00 AM	16	19	12	22	17	17	30	45	23	
1:00 AM	11	6	7	11	9	9	30	19	13	
2:00 AM	4	6	5	7	10	6	14	12	8	
3:00 AM	9	11	10	16	7	11	14	8	11	
4:00 AM	22	18	24	25	22	22	14	12	20	
5:00 AM	88	88	83	87	78	85	48	23	71	
6:00 AM	252	280	294	319	284	286	74	51	222	
7:00 AM	456	420	424	450	417	433	155	112	348	
8:00 AM	636	628	647	649	618	636	232	174	512	
9:00 AM	288	304	333	342	327	319	293	268	308	
10:00 AM	296	295	308	321	336	311	369	321	321	
11:00 AM	321	296	354	326	351	330	345	355	335	
12:00 PM	443	395	392	403	403	407	335	396	395	
1:00 PM	359	323	352	332	377	349	325	401	353	
2:00 PM	465	547	528	523	561	525	400	354	483	
3:00 PM	542	596	551	551	659	580	344	347	513	
4:00 PM	522	496	534	535	554	528	369	331	477	
5:00 PM	464	523	460	486	537	494	348	326	449	
6:00 PM	352	340	403	374	406	375	286	259	346	
7:00 PM	219	275	302	223	231	250	233	223	244	
8:00 PM	196	227	269	230	182	221	233	171	215	
9:00 PM	133	145	142	157	157	147	167	123	146	
10:00 PM	52	64	73	94	151	87	123	67	89	
11:00 PM	24	24	23	41	89	40	63	39	43	
Day Total	6170	6326	6530	6524	6783	6468	4844	4437	5945	
% Weekday Average	95.4%	97.8%	101.0%	100.9%	104.9%					
% Week Average	103.8%	106.4%	109.8%	109.7%	114.1%	108.8%	81.5%	74.6%		
AM Peak Volume	8:00 AM 636	8:00 AM 628	8:00 AM 647	8:00 AM 649	8:00 AM 618	8:00 AM 636	10:00 AM 369	11:00 AM 355	8:00 AM 512	
PM Peak Volume	3:00 PM 542	3:00 PM 596	3:00 PM 551	3:00 PM 551	3:00 PM 659	3:00 PM 580	2:00 PM 400	1:00 PM 401	3:00 PM 513	

Comments:

LOCATION: 9. Cameron Park Dr to Ponderosa Rd SPECIFIC LOCATION: 0 ft from CITY/STATE: El Dorado Hills, CA														QC JOB #: 12004741 DIRECTION: EB/WB DATE: Aug 23 2014	
Start Time	Motor-cycles	Cars & Trailer	2 Axle Long	Buses	2 Axle 6 Tire	3 Axle Single	4 Axle Single	<5 Axle Double	5 Axle Double	>6 Axle Double	<6 Axle Multi	6 Axle Multi	>6 Axle Multi	Not Classified	Total
12:00 AM	1	18	10	0	1	0	0	0	0	0	0	0	0	0	30
1:00 AM	0	24	6	0	0	0	0	0	0	0	0	0	0	0	30
2:00 AM	0	10	4	0	0	0	0	0	0	0	0	0	0	0	14
3:00 AM	0	11	2	0	1	0	0	0	0	0	0	0	0	0	14
4:00 AM	0	12	1	0	0	0	0	0	0	0	0	0	0	1	14
5:00 AM	0	35	11	0	2	0	0	0	0	0	0	0	0	0	48
6:00 AM	1	41	20	0	11	0	0	1	0	0	0	0	0	0	74
7:00 AM	1	96	38	0	18	0	0	0	0	0	0	0	0	2	155
8:00 AM	8	152	48	1	21	0	0	1	0	0	0	0	0	1	232
9:00 AM	11	175	75	0	24	0	0	1	0	0	0	0	0	7	293
10:00 AM	37	233	69	0	19	0	0	0	0	0	0	0	0	11	369
11:00 AM	12	244	71	0	14	0	0	1	0	0	0	0	0	3	345
12:00 PM	12	230	71	0	19	0	0	0	0	0	0	0	0	3	335
1:00 PM	15	205	77	0	18	0	0	4	0	0	0	0	0	6	325
2:00 PM	10	264	87	1	31	0	0	1	0	0	0	0	0	6	400
3:00 PM	11	227	85	0	14	0	0	5	0	0	0	0	0	2	344
4:00 PM	8	265	63	0	23	0	0	1	0	0	0	0	0	9	369
5:00 PM	6	240	74	0	19	0	0	4	0	0	0	0	0	5	348
6:00 PM	6	198	66	0	11	0	0	3	0	0	0	0	0	2	286
7:00 PM	5	154	53	0	18	0	0	1	0	0	0	0	0	2	233
8:00 PM	3	180	39	0	9	0	0	1	0	0	0	0	0	1	233
9:00 PM	6	126	25	0	7	0	0	0	0	0	0	0	0	3	167
10:00 PM	1	89	25	0	5	0	0	0	0	0	0	0	0	3	123
11:00 PM	0	49	9	0	5	0	0	0	0	0	0	0	0	0	63
Day Total	154	3278	1029	2	290	0	0	24	0	0	0	0	0	67	4844
Percent	3.2%	67.7%	21.2%	0.0%	6.0%	0.0%	0.0%	0.5%	0.0%	0.0%	0.0%	0.0%	0.0%	1.4%	
ADT 4844															
AM Peak Volume	10:00 AM	11:00 AM	9:00 AM	8:00 AM	9:00 AM			6:00 AM						10:00 AM	10:00 AM
	37	244	75	1	24			1						11	369
PM Peak Volume	1:00 PM	4:00 PM	2:00 PM	2:00 PM	2:00 PM			3:00 PM						4:00 PM	2:00 PM
	15	265	87	1	31			5						9	400
<i>Comments:</i>															

LOCATION: 9. Cameron Park Dr to Ponderosa Rd SPECIFIC LOCATION: 0 ft from CITY/STATE: El Dorado Hills, CA														QC JOB #: 12004741 DIRECTION: EB/WB DATE: Aug 24 2014	
Start Time	Motor-cycles	Cars & Trailer	2 Axle Long	Buses	2 Axle 6 Tire	3 Axle Single	4 Axle Single	<5 Axle Double	5 Axle Double	>6 Axle Double	<6 Axle Multi	6 Axle Multi	>6 Axle Multi	Not Classified	Total
12:00 AM	0	31	10	0	4	0	0	0	0	0	0	0	0	0	45
1:00 AM	0	13	6	0	0	0	0	0	0	0	0	0	0	0	19
2:00 AM	0	8	2	0	1	0	0	0	0	0	0	0	0	1	12
3:00 AM	0	7	0	0	1	0	0	0	0	0	0	0	0	0	8
4:00 AM	0	9	2	0	1	0	0	0	0	0	0	0	0	0	12
5:00 AM	0	17	4	0	2	0	0	0	0	0	0	0	0	0	23
6:00 AM	2	33	10	0	4	0	0	2	0	0	0	0	0	0	51
7:00 AM	2	79	20	0	9	0	0	2	0	0	0	0	0	0	112
8:00 AM	1	126	25	0	20	0	0	2	0	0	0	0	0	0	174
9:00 AM	3	193	45	0	18	0	0	1	0	0	0	0	0	8	268
10:00 AM	26	198	64	0	20	0	0	4	0	0	0	0	0	9	321
11:00 AM	11	255	62	0	16	0	0	2	0	0	0	0	0	9	355
12:00 PM	18	278	63	2	17	0	0	3	0	0	0	0	0	15	396
1:00 PM	13	277	77	1	26	0	0	3	0	0	0	0	0	4	401
2:00 PM	12	241	74	1	20	0	0	4	0	0	0	0	0	2	354
3:00 PM	9	235	69	1	22	0	0	4	0	0	0	0	0	7	347
4:00 PM	5	246	56	0	18	0	0	2	0	0	0	0	0	4	331
5:00 PM	8	240	54	1	17	0	0	1	0	0	0	0	0	5	326
6:00 PM	4	200	38	0	9	0	0	1	0	0	0	0	0	7	259
7:00 PM	4	153	49	0	13	0	0	2	0	0	0	0	0	2	223
8:00 PM	0	122	42	0	3	0	0	2	0	0	0	0	0	2	171
9:00 PM	1	96	17	0	7	0	0	0	0	0	0	0	0	2	123
10:00 PM	0	51	9	0	7	0	0	0	0	0	0	0	0	0	67
11:00 PM	0	33	5	0	1	0	0	0	0	0	0	0	0	0	39
Day Total	119	3141	803	6	256	0	0	35	0	0	0	0	0	77	4437
Percent	2.7%	70.8%	18.1%	0.1%	5.8%	0.0%	0.0%	0.8%	0.0%	0.0%	0.0%	0.0%	0.0%	1.7%	
ADT 4437															
AM Peak Volume	10:00 AM	11:00 AM	10:00 AM		8:00 AM			10:00 AM						10:00 AM	11:00 AM
	26	255	64		20			4						9	355
PM Peak Volume	12:00 PM	12:00 PM	1:00 PM	12:00 PM	1:00 PM			2:00 PM						12:00 PM	1:00 PM
	18	278	77	2	26			4						15	401
<i>Comments:</i>															

LOCATION: 9. Cameron Park Dr to Ponderosa Rd SPECIFIC LOCATION: 0 ft from CITY/STATE: El Dorado Hills, CA														QC JOB #: 12004741 DIRECTION: EB/WB DATE: Aug 25 2014	
Start Time	Motor-cycles	Cars & Trailer	2 Axle Long	Buses	2 Axle 6 Tire	3 Axle Single	4 Axle Single	<5 Axle Double	5 Axle Double	>6 Axle Double	<6 Axle Multi	6 Axle Multi	>6 Axle Multi	Not Classified	Total
12:00 AM	0	13	2	0	1	0	0	0	0	0	0	0	0	0	16
1:00 AM	0	8	3	0	0	0	0	0	0	0	0	0	0	0	11
2:00 AM	0	3	1	0	0	0	0	0	0	0	0	0	0	0	4
3:00 AM	0	7	2	0	0	0	0	0	0	0	0	0	0	0	9
4:00 AM	1	11	7	0	3	0	0	0	0	0	0	0	0	0	22
5:00 AM	0	53	24	0	10	0	0	1	0	0	0	0	0	0	88
6:00 AM	3	159	59	7	22	0	0	0	0	0	0	0	0	2	252
7:00 AM	3	303	113	5	25	2	0	2	0	0	0	0	0	3	456
8:00 AM	4	428	156	6	24	0	0	2	0	0	0	0	0	16	636
9:00 AM	2	180	80	1	19	0	0	3	0	0	0	0	0	3	288
10:00 AM	5	199	74	0	13	1	0	2	0	0	0	0	0	2	296
11:00 AM	4	215	72	0	20	1	0	3	0	0	0	0	0	6	321
12:00 PM	3	267	128	4	29	1	0	4	0	0	0	0	0	7	443
1:00 PM	4	221	87	9	28	0	0	0	0	0	0	0	0	10	359
2:00 PM	5	291	111	4	38	0	0	3	0	0	0	0	0	13	465
3:00 PM	3	339	137	7	40	0	0	4	0	0	0	0	0	12	542
4:00 PM	5	319	157	4	27	0	0	0	0	0	0	0	0	10	522
5:00 PM	6	301	104	1	39	0	0	0	0	0	0	0	0	13	464
6:00 PM	3	247	83	0	16	0	0	1	0	0	0	0	0	2	352
7:00 PM	5	154	50	0	9	0	0	1	0	0	0	0	0	0	219
8:00 PM	2	150	34	0	10	0	0	0	0	0	0	0	0	0	196
9:00 PM	3	96	32	0	1	0	0	0	0	0	0	0	0	1	133
10:00 PM	0	39	10	1	2	0	0	0	0	0	0	0	0	0	52
11:00 PM	1	15	7	0	1	0	0	0	0	0	0	0	0	0	24
Day Total	62	4018	1533	49	377	5	0	26	0	0	0	0	0	100	6170
Percent	1.0%	65.1%	24.8%	0.8%	6.1%	0.1%	0.0%	0.4%	0.0%	0.0%	0.0%	0.0%	0.0%	1.6%	
ADT 6170															
AM Peak	10:00 AM	8:00 AM	8:00 AM	6:00 AM	7:00 AM	7:00 AM		9:00 AM						8:00 AM	8:00 AM
Volume	5	428	156	7	25	2		3						16	636
PM Peak	5:00 PM	3:00 PM	4:00 PM	1:00 PM	3:00 PM	12:00 PM		12:00 PM						2:00 PM	3:00 PM
Volume	6	339	157	9	40	1		4						13	542
<i>Comments:</i>															

LOCATION: 9. Cameron Park Dr to Ponderosa Rd SPECIFIC LOCATION: 0 ft from CITY/STATE: El Dorado Hills, CA														QC JOB #: 12004741 DIRECTION: EB/WB DATE: Aug 26 2014	
Start Time	Motor-cycles	Cars & Trailer	2 Axle Long	Buses	2 Axle 6 Tire	3 Axle Single	4 Axle Single	<5 Axle Double	5 Axle Double	>6 Axle Double	<6 Axle Multi	6 Axle Multi	>6 Axle Multi	Not Classified	Total
12:00 AM	0	14	4	0	1	0	0	0	0	0	0	0	0	0	19
1:00 AM	0	5	1	0	0	0	0	0	0	0	0	0	0	0	6
2:00 AM	0	5	0	0	1	0	0	0	0	0	0	0	0	0	6
3:00 AM	0	10	1	0	0	0	0	0	0	0	0	0	0	0	11
4:00 AM	0	10	3	0	3	0	0	2	0	0	0	0	0	0	18
5:00 AM	0	57	19	0	10	2	0	0	0	0	0	0	0	0	88
6:00 AM	3	175	74	7	15	0	0	0	1	0	0	0	0	5	280
7:00 AM	3	279	113	4	13	0	0	2	0	0	0	0	0	6	420
8:00 AM	3	426	158	6	20	0	0	1	0	0	0	0	0	14	628
9:00 AM	3	203	65	2	23	0	0	0	0	0	0	0	0	8	304
10:00 AM	6	197	61	1	24	1	0	2	0	0	0	0	0	3	295
11:00 AM	5	188	74	1	19	0	0	0	1	0	0	0	0	8	296
12:00 PM	6	255	102	3	19	0	0	2	0	0	0	0	0	8	395
1:00 PM	5	182	99	8	21	0	0	0	0	0	0	0	0	8	323
2:00 PM	3	334	152	2	39	0	0	3	1	0	0	0	0	13	547
3:00 PM	10	383	151	8	23	0	0	2	0	0	0	0	0	19	596
4:00 PM	5	336	109	4	28	0	0	2	0	0	0	0	0	12	496
5:00 PM	9	349	121	0	30	0	0	1	0	0	0	0	0	13	523
6:00 PM	2	246	66	0	15	0	0	2	0	0	0	0	0	9	340
7:00 PM	5	191	55	0	17	0	0	2	0	0	0	0	0	5	275
8:00 PM	4	174	33	0	13	0	0	1	0	0	0	0	0	2	227
9:00 PM	0	101	35	1	6	0	0	0	0	0	0	0	0	2	145
10:00 PM	0	50	11	0	2	0	0	0	0	0	0	0	0	1	64
11:00 PM	1	16	5	1	1	0	0	0	0	0	0	0	0	0	24
Day Total	73	4186	1512	48	343	3	0	22	3	0	0	0	0	136	6326
Percent	1.2%	66.2%	23.9%	0.8%	5.4%	0.0%	0.0%	0.3%	0.0%	0.0%	0.0%	0.0%	0.0%	2.1%	
ADT 6326															
AM Peak	10:00 AM	8:00 AM	8:00 AM	6:00 AM	10:00 AM	5:00 AM		4:00 AM	6:00 AM					8:00 AM	8:00 AM
Volume	6	426	158	7	24	2		2	1					14	628
PM Peak	3:00 PM	3:00 PM	2:00 PM	1:00 PM	2:00 PM			2:00 PM	2:00 PM					3:00 PM	3:00 PM
Volume	10	383	152	8	39			3	1					19	596
<i>Comments:</i>															

LOCATION: 9. Cameron Park Dr to Ponderosa Rd SPECIFIC LOCATION: 0 ft from CITY/STATE: El Dorado Hills, CA														QC JOB #: 12004741 DIRECTION: EB/WB DATE: Aug 27 2014	
Start Time	Motor-cycles	Cars & Trailer	2 Axle Long	Buses	2 Axle 6 Tire	3 Axle Single	4 Axle Single	<5 Axle Double	5 Axle Double	>6 Axle Double	<6 Axle Multi	6 Axle Multi	>6 Axle Multi	Not Classified	Total
12:00 AM	0	10	2	0	0	0	0	0	0	0	0	0	0	0	12
1:00 AM	0	6	1	0	0	0	0	0	0	0	0	0	0	0	7
2:00 AM	0	3	1	0	1	0	0	0	0	0	0	0	0	0	5
3:00 AM	0	7	3	0	0	0	0	0	0	0	0	0	0	0	10
4:00 AM	0	15	4	0	4	0	0	1	0	0	0	0	0	0	24
5:00 AM	0	50	22	1	8	0	0	1	0	0	0	0	0	1	83
6:00 AM	2	189	75	6	15	0	0	1	1	0	0	0	0	5	294
7:00 AM	1	290	105	4	21	0	0	1	0	0	0	0	0	2	424
8:00 AM	3	425	171	7	24	1	0	3	0	0	0	0	0	13	647
9:00 AM	5	203	90	2	26	1	0	3	0	0	0	0	0	3	333
10:00 AM	3	193	87	1	15	2	0	1	0	0	0	0	0	6	308
11:00 AM	4	244	69	0	21	1	0	3	0	0	0	0	0	12	354
12:00 PM	4	247	111	1	19	1	0	2	0	0	0	0	0	7	392
1:00 PM	8	215	91	8	23	0	0	1	0	0	0	0	0	6	352
2:00 PM	2	347	142	3	22	0	0	3	0	0	0	0	0	9	528
3:00 PM	5	365	129	7	34	0	0	0	0	0	0	0	0	11	551
4:00 PM	7	359	128	5	27	0	0	1	0	0	0	0	0	7	534
5:00 PM	3	303	110	1	31	0	0	3	0	0	0	0	0	9	460
6:00 PM	1	297	76	0	25	0	0	0	0	0	0	0	0	4	403
7:00 PM	2	208	53	0	27	0	0	2	0	0	0	0	0	10	302
8:00 PM	4	197	49	0	17	0	0	0	0	0	0	0	0	2	269
9:00 PM	2	98	31	0	7	0	0	0	0	0	0	0	0	4	142
10:00 PM	0	49	14	0	10	0	0	0	0	0	0	0	0	0	73
11:00 PM	0	18	1	0	3	0	0	1	0	0	0	0	0	0	23
Day Total	56	4338	1565	46	380	6	0	27	1	0	0	0	0	111	6530
Percent	0.9%	66.4%	24.0%	0.7%	5.8%	0.1%	0.0%	0.4%	0.0%	0.0%	0.0%	0.0%	0.0%	1.7%	
ADT 6530															
AM Peak	9:00 AM	8:00 AM	8:00 AM	8:00 AM	9:00 AM	10:00 AM		8:00 AM	6:00 AM					8:00 AM	8:00 AM
Volume	5	425	171	7	26	2		3	1					13	647
PM Peak	1:00 PM	3:00 PM	2:00 PM	1:00 PM	3:00 PM	12:00 PM		2:00 PM						3:00 PM	3:00 PM
Volume	8	365	142	8	34	1		3						11	551
<i>Comments:</i>															

LOCATION: 9. Cameron Park Dr to Ponderosa Rd SPECIFIC LOCATION: 0 ft from CITY/STATE: El Dorado Hills, CA														QC JOB #: 12004741 DIRECTION: EB/WB DATE: Aug 28 2014	
Start Time	Motor-cycles	Cars & Trailer	2 Axle Long	Buses	2 Axle 6 Tire	3 Axle Single	4 Axle Single	<5 Axle Double	5 Axle Double	>6 Axle Double	<6 Axle Multi	6 Axle Multi	>6 Axle Multi	Not Classified	Total
12:00 AM	0	19	1	0	2	0	0	0	0	0	0	0	0	0	22
1:00 AM	0	8	3	0	0	0	0	0	0	0	0	0	0	0	11
2:00 AM	0	7	0	0	0	0	0	0	0	0	0	0	0	0	7
3:00 AM	0	12	3	0	1	0	0	0	0	0	0	0	0	0	16
4:00 AM	0	19	4	0	2	0	0	0	0	0	0	0	0	0	25
5:00 AM	0	53	23	0	9	0	0	0	0	0	0	0	0	2	87
6:00 AM	4	188	87	6	27	0	0	1	2	0	0	0	0	4	319
7:00 AM	2	284	122	5	20	1	0	6	0	0	0	0	0	10	450
8:00 AM	4	425	163	6	23	2	0	5	0	0	0	0	0	21	649
9:00 AM	3	218	87	5	21	0	0	2	1	0	0	0	0	5	342
10:00 AM	5	209	74	5	19	1	0	4	0	0	0	0	0	4	321
11:00 AM	5	196	97	3	18	0	0	0	0	0	0	0	0	7	326
12:00 PM	5	273	95	2	18	0	0	4	0	0	0	0	0	6	403
1:00 PM	2	206	76	8	31	0	0	4	0	0	0	0	0	5	332
2:00 PM	9	341	129	4	31	0	0	2	0	0	0	0	0	7	523
3:00 PM	5	359	130	8	26	0	0	7	0	0	0	0	0	16	551
4:00 PM	6	353	120	4	34	0	0	1	0	0	0	0	0	17	535
5:00 PM	3	336	105	0	27	0	0	3	0	0	0	0	0	12	486
6:00 PM	3	258	82	0	22	0	0	1	0	0	0	0	0	8	374
7:00 PM	4	150	45	0	19	0	0	1	0	0	0	0	0	4	223
8:00 PM	3	147	53	0	24	0	0	0	0	0	0	0	0	3	230
9:00 PM	1	116	33	0	6	0	0	0	0	0	0	0	0	1	157
10:00 PM	3	72	14	0	5	0	0	0	0	0	0	0	0	0	94
11:00 PM	0	35	3	0	3	0	0	0	0	0	0	0	0	0	41
Day Total	67	4284	1549	56	388	4	0	41	3	0	0	0	0	132	6524
Percent	1.0%	65.7%	23.7%	0.9%	5.9%	0.1%	0.0%	0.6%	0.0%	0.0%	0.0%	0.0%	0.0%	2.0%	
ADT 6524															
AM Peak	10:00 AM	8:00 AM	8:00 AM	6:00 AM	6:00 AM	8:00 AM		7:00 AM	6:00 AM					8:00 AM	8:00 AM
Volume	5	425	163	6	27	2		6	2					21	649
PM Peak	2:00 PM	3:00 PM	3:00 PM	1:00 PM	4:00 PM			3:00 PM						4:00 PM	3:00 PM
Volume	9	359	130	8	34			7						17	551
<i>Comments:</i>															

LOCATION: 9. Cameron Park Dr to Ponderosa Rd SPECIFIC LOCATION: 0 ft from CITY/STATE: El Dorado Hills, CA														QC JOB #: 12004741 DIRECTION: EB/WB DATE: Aug 29 2014	
Start Time	Motor-cycles	Cars & Trailer	2 Axle Long	Buses	2 Axle 6 Tire	3 Axle Single	4 Axle Single	<5 Axle Double	5 Axle Double	>6 Axle Double	<6 Axle Multi	6 Axle Multi	>6 Axle Multi	Not Classified	Total
12:00 AM	1	11	4	0	1	0	0	0	0	0	0	0	0	0	17
1:00 AM	0	6	1	0	0	0	0	0	0	0	0	0	0	2	9
2:00 AM	0	9	1	0	0	0	0	0	0	0	0	0	0	0	10
3:00 AM	0	6	1	0	0	0	0	0	0	0	0	0	0	0	7
4:00 AM	1	12	8	0	1	0	0	0	0	0	0	0	0	0	22
5:00 AM	0	49	18	0	11	0	0	0	0	0	0	0	0	0	78
6:00 AM	3	163	83	7	26	0	0	1	0	0	0	0	0	1	284
7:00 AM	2	267	113	4	23	0	0	3	0	0	0	0	0	5	417
8:00 AM	3	403	164	5	25	0	0	0	0	0	0	0	0	18	618
9:00 AM	5	200	91	3	19	0	0	5	0	0	0	0	0	4	327
10:00 AM	2	214	87	3	23	0	0	3	0	0	0	0	0	4	336
11:00 AM	5	225	79	1	33	0	0	3	0	0	0	0	0	5	351
12:00 PM	5	235	116	3	33	1	0	1	0	0	0	0	0	9	403
1:00 PM	3	231	101	9	26	0	0	1	0	1	0	0	0	5	377
2:00 PM	6	341	156	4	45	0	0	5	0	0	0	0	0	4	561
3:00 PM	10	440	132	10	41	1	0	4	0	0	0	0	0	21	659
4:00 PM	10	361	128	4	34	0	0	5	0	0	0	0	0	12	554
5:00 PM	9	362	101	2	44	1	0	2	0	0	0	0	0	16	537
6:00 PM	5	290	67	0	38	0	0	4	0	0	0	0	0	2	406
7:00 PM	6	154	53	0	13	0	0	2	0	0	0	0	0	3	231
8:00 PM	0	118	48	0	12	0	0	1	0	0	0	0	0	3	182
9:00 PM	0	112	40	0	4	0	0	0	0	0	0	0	0	1	157
10:00 PM	2	113	26	0	9	0	0	0	0	0	0	0	0	1	151
11:00 PM	0	64	16	0	6	0	0	1	0	0	0	0	0	2	89
Day Total	78	4386	1634	55	467	3	0	41	0	1	0	0	0	118	6783
Percent	1.1%	64.7%	24.1%	0.8%	6.9%	0.0%	0.0%	0.6%	0.0%	0.0%	0.0%	0.0%	0.0%	1.7%	
ADT 6783															
AM Peak	9:00 AM	8:00 AM	8:00 AM	6:00 AM	11:00 AM			9:00 AM						8:00 AM	8:00 AM
Volume	5	403	164	7	33			5						18	618
PM Peak	3:00 PM	3:00 PM	2:00 PM	3:00 PM	2:00 PM	12:00 PM		2:00 PM		1:00 PM				3:00 PM	3:00 PM
Volume	10	440	156	10	45	1		5		1				21	659
<i>Comments:</i>															

LOCATION: 9. Cameron Park Dr to Ponderosa Rd													QC JOB #: 12004741		
SPECIFIC LOCATION: 0 ft from													DIRECTION: EB/WB		
CITY/STATE: El Dorado Hills, CA													DATE: Aug 23 2014 - Aug 29 2014		
Start Time	Motor-cycles	Cars & Trailer	2 Axle Long	Buses	2 Axle 6 Tire	3 Axle Single	4 Axle Single	<5 Axle Double	5 Axle Double	>6 Axle Double	<6 Axle Multi	6 Axle Multi	>6 Axle Multi	Not Classified	Total
Grand Total	609	27631	9625	262	2501	21	0	216	7	1	0	0	0	741	41614
Percent	1.5%	66.4%	23.1%	0.6%	6.0%	0.1%	0.0%	0.5%	0.0%	0.0%	0.0%	0.0%	0.0%	1.8%	
ADT 5944															
<i>Comments:</i>															

Report generated on 9/2/2014 8:16 AM

SOURCE: Quality Counts, LLC (<http://www.qualitycounts.net>)



LOCATION: 9. Cameron Park Dr to Ponderosa Rd SPECIFIC LOCATION: 0 ft from CITY/STATE: El Dorado Hills, CA															QC JOB #: 12004741 DIRECTION: EB/WB DATE: Aug 23 2014			
Start Time	1 15	16 20	21 25	26 30	31 35	36 40	41 45	46 50	51 55	56 60	61 65	66 70	71 75	76 999	Total	Pace Speed	Number in Pace	
12:00 AM	0	0	0	0	2	1	3	9	8	6	1	0	0	0	30	46-55	17	
1:00 AM	0	0	0	0	0	0	2	17	6	4	1	0	0	0	30	46-55	23	
2:00 AM	0	0	0	0	0	1	0	3	6	3	0	0	1	0	14	47-56	9	
3:00 AM	0	0	0	0	0	0	1	6	2	1	2	1	1	0	14	46-55	8	
4:00 AM	1	0	0	0	0	1	0	2	4	5	1	0	0	0	14	51-60	9	
5:00 AM	0	0	0	0	0	1	9	13	16	3	4	1	1	0	48	46-55	29	
6:00 AM	0	0	0	1	0	2	9	24	24	7	4	2	1	0	74	46-55	47	
7:00 AM	2	0	0	0	0	4	13	52	57	21	5	1	0	0	155	46-55	109	
8:00 AM	1	0	0	0	1	6	45	84	69	20	5	0	0	1	232	46-55	153	
9:00 AM	5	1	0	0	1	9	44	110	93	23	5	0	0	2	293	46-55	203	
10:00 AM	8	0	0	1	1	13	57	143	100	36	7	2	0	1	369	46-55	243	
11:00 AM	2	0	1	1	0	13	62	121	106	33	3	3	0	0	345	46-55	226	
12:00 PM	3	0	1	0	3	9	51	125	108	31	4	0	0	0	335	46-55	233	
1:00 PM	6	0	0	0	1	15	32	111	107	43	10	0	0	0	325	46-55	217	
2:00 PM	6	0	1	1	2	13	63	153	122	31	6	2	0	0	400	46-55	274	
3:00 PM	2	0	0	2	3	14	58	133	105	25	2	0	0	0	344	46-55	238	
4:00 PM	9	0	0	1	1	13	56	120	109	41	15	2	1	1	369	46-55	229	
5:00 PM	4	0	0	0	1	12	44	123	30	5	3	0	0	0	348	46-55	248	
6:00 PM	1	0	1	1	5	7	38	109	89	28	7	0	0	0	286	46-55	198	
7:00 PM	2	0	1	0	4	17	49	84	50	18	5	3	0	0	233	46-55	134	
8:00 PM	1	0	0	0	2	15	60	90	45	16	3	1	0	0	233	41-50	150	
9:00 PM	3	0	0	0	1	7	46	53	39	14	2	1	0	1	167	41-50	98	
10:00 PM	3	0	0	0	0	2	21	44	38	7	8	0	0	0	123	46-55	81	
11:00 PM	0	0	0	0	1	2	8	25	16	8	1	2	0	0	63	46-55	41	
Day Total	59	1	5	8	29	177	771	1754	1445	454	106	24	5	6	4844	46-55	3199	
Percent	1.2%	0.0%	0.1%	0.2%	0.6%	3.7%	15.9%	36.2%	29.8%	9.4%	2.2%	0.5%	0.1%	0.1%				
ADT 4844																		
AM Peak Volume	10:00 AM	9:00 AM	11:00 AM	6:00 AM	12:00 AM	10:00 AM	11:00 AM	10:00 AM	11:00 AM	10:00 AM	10:00 AM	11:00 AM	2:00 AM	9:00 AM	10:00 AM			
	8	1	1	1	2	13	62	143	106	36	7	3	1	2	369			
PM Peak Volume	4:00 PM		12:00 PM	3:00 PM	6:00 PM	7:00 PM	2:00 PM	2:00 PM	5:00 PM	1:00 PM	4:00 PM	5:00 PM	4:00 PM	4:00 PM	2:00 PM			
	9		1	2	5	17	63	153	126	43	15	3	1	1	400			
<i>Comments:</i>																		

LOCATION: 9. Cameron Park Dr to Ponderosa Rd SPECIFIC LOCATION: 0 ft from CITY/STATE: El Dorado Hills, CA															QC JOB #: 12004741 DIRECTION: EB/WB DATE: Aug 24 2014			
Start Time	1 15	16 20	21 25	26 30	31 35	36 40	41 45	46 50	51 55	56 60	61 65	66 70	71 75	76 999	Total	Pace Speed	Number in Pace	
12:00 AM	0	0	0	0	1	4	5	8	14	9	4	0	0	0	45	51-60	22	
1:00 AM	0	0	0	0	0	0	2	6	8	1	2	0	0	0	19	46-55	14	
2:00 AM	1	0	1	0	0	0	0	1	4	2	2	1	0	0	12	51-60	6	
3:00 AM	0	0	0	0	0	0	1	1	3	1	1	1	0	0	8	46-55	4	
4:00 AM	0	0	0	0	1	0	1	3	6	1	0	0	0	0	12	48-57	8	
5:00 AM	0	0	0	0	0	2	6	2	8	3	2	0	0	0	23	51-60	11	
6:00 AM	0	0	0	1	1	2	7	19	12	6	2	1	0	0	51	46-55	30	
7:00 AM	0	0	0	0	0	3	11	36	43	12	4	1	2	0	112	46-55	78	
8:00 AM	0	0	0	0	0	6	24	74	47	18	4	0	0	1	174	46-55	121	
9:00 AM	8	0	0	0	1	13	39	93	79	29	5	1	0	0	268	46-55	172	
10:00 AM	9	0	0	0	5	10	59	117	87	29	3	2	0	0	321	46-55	203	
11:00 AM	9	0	0	1	1	9	76	145	87	19	8	0	0	0	355	46-55	231	
12:00 PM	13	0	1	0	1	19	71	154	101	30	5	0	0	1	396	46-55	254	
1:00 PM	4	0	1	1	3	18	69	141	114	38	9	2	0	1	401	46-55	255	
2:00 PM	2	0	0	0	1	11	38	134	116	40	12	0	0	0	354	46-55	249	
3:00 PM	7	0	0	0	0	3	45	139	110	35	8	0	0	0	347	46-55	249	
4:00 PM	4	0	0	0	0	8	42	132	98	34	9	2	0	2	331	46-55	230	
5:00 PM	5	0	0	2	0	9	39	122	95	45	6	3	0	0	326	46-55	217	
6:00 PM	7	0	0	0	1	6	30	93	83	32	4	1	2	0	259	46-55	176	
7:00 PM	2	0	1	2	2	14	31	75	71	16	5	2	1	1	223	46-55	145	
8:00 PM	2	0	0	0	3	8	48	58	36	11	5	0	0	0	171	41-50	105	
9:00 PM	2	0	0	0	0	6	23	49	25	14	3	1	0	0	123	46-55	74	
10:00 PM	0	0	0	1	2	1	6	21	26	8	2	0	0	0	67	46-55	47	
11:00 PM	0	0	0	0	1	3	6	9	11	7	0	1	0	1	39	46-55	20	
Day Total	75	0	4	8	24	155	679	1632	1284	440	105	19	5	7	4437	46-55	2916	
Percent	1.7%	0.0%	0.1%	0.2%	0.5%	3.5%	15.3%	36.8%	28.9%	9.9%	2.4%	0.4%	0.1%	0.2%				
ADT 4437																		
AM Peak Volume	10:00 AM	2:00 AM	6:00 AM	10:00 AM	9:00 AM	11:00 AM	11:00 AM	10:00 AM	9:00 AM	11:00 AM	10:00 AM	7:00 AM	8:00 AM	11:00 AM	355			
PM Peak Volume	12:00 PM	12:00 PM	5:00 PM	1:00 PM	12:00 PM	12:00 PM	12:00 PM	2:00 PM	5:00 PM	2:00 PM	5:00 PM	6:00 PM	4:00 PM	1:00 PM	401			
<i>Comments:</i>																		

LOCATION: 9. Cameron Park Dr to Ponderosa Rd SPECIFIC LOCATION: 0 ft from CITY/STATE: El Dorado Hills, CA															QC JOB #: 12004741 DIRECTION: EB/WB DATE: Aug 25 2014		
Start Time	1 15	16 20	21 25	26 30	31 35	36 40	41 45	46 50	51 55	56 60	61 65	66 70	71 75	76 999	Total	Pace Speed	Number in Pace
12:00 AM	0	0	0	0	0	1	1	5	2	5	1	1	0	0	16	49-58	7
1:00 AM	0	0	0	0	1	0	2	2	3	2	1	0	0	0	11	51-60	5
2:00 AM	0	0	0	0	0	0	1	1	1	1	0	0	0	0	4	51-60	2
3:00 AM	0	0	0	0	0	1	1	3	4	0	0	0	0	0	9	46-55	7
4:00 AM	0	0	0	0	0	0	2	8	7	4	0	1	0	0	22	47-56	14
5:00 AM	0	0	0	0	1	3	7	30	35	8	2	2	0	0	88	46-55	65
6:00 AM	2	0	0	1	1	5	35	82	80	33	12	1	0	0	252	46-55	162
7:00 AM	3	0	0	0	1	17	53	171	164	42	4	0	1	0	456	46-55	334
8:00 AM	16	0	1	1	11	20	157	267	118	33	8	1	3	0	636	41-50	423
9:00 AM	3	0	0	0	1	11	57	103	87	24	1	1	0	0	288	46-55	189
10:00 AM	2	0	0	0	3	16	67	112	71	21	3	0	1	0	296	46-55	182
11:00 AM	6	0	3	2	4	13	50	141	72	24	6	0	0	0	321	46-55	212
12:00 PM	7	0	2	0	4	19	95	170	116	27	3	0	0	0	443	46-55	286
1:00 PM	10	0	0	0	4	17	49	153	88	30	7	0	1	0	359	46-55	241
2:00 PM	13	1	2	6	10	19	81	192	104	29	6	2	0	0	465	46-55	296
3:00 PM	12	0	0	0	0	19	133	235	124	14	5	0	0	0	542	41-50	368
4:00 PM	10	0	0	0	0	9	48	196	196	54	7	1	1	0	522	46-55	392
5:00 PM	13	0	0	0	0	5	27	166	178	64	8	1	1	1	464	46-55	344
6:00 PM	2	0	0	2	4	8	35	118	122	51	8	2	0	0	352	46-55	239
7:00 PM	0	0	2	1	1	4	28	94	65	17	6	0	0	1	219	46-55	159
8:00 PM	0	0	0	0	2	3	27	102	46	12	1	2	1	0	196	46-55	147
9:00 PM	1	0	0	0	1	4	18	55	34	15	2	1	1	1	133	46-55	89
10:00 PM	0	0	0	1	2	2	7	23	13	3	1	0	0	0	52	46-55	36
11:00 PM	0	0	0	0	0	1	5	4	9	3	1	1	0	0	24	46-55	13
Day Total	100	1	10	14	51	197	986	2433	1739	516	93	17	10	3	6170	46-55	4172
Percent	1.6%	0.0%	0.2%	0.2%	0.8%	3.2%	16.0%	39.4%	28.2%	8.4%	1.5%	0.3%	0.2%	0.0%			
ADT 6170																	
AM Peak Volume	8:00 AM	11:00 AM	11:00 AM	8:00 AM	8:00 AM	8:00 AM	8:00 AM	8:00 AM	7:00 AM	7:00 AM	6:00 AM	5:00 AM	8:00 AM	8:00 AM	636		
PM Peak Volume	2:00 PM	2:00 PM	12:00 PM	2:00 PM	2:00 PM	12:00 PM	3:00 PM	3:00 PM	4:00 PM	5:00 PM	5:00 PM	2:00 PM	1:00 PM	5:00 PM	542		
<i>Comments:</i>																	

LOCATION: 9. Cameron Park Dr to Ponderosa Rd SPECIFIC LOCATION: 0 ft from CITY/STATE: El Dorado Hills, CA															QC JOB #: 12004741 DIRECTION: EB/WB DATE: Aug 26 2014			
Start Time	15	16	21	26	31	36	41	46	51	56	61	66	71	76	Total	Pace Speed	Number in Pace	
	15	20	25	30	35	40	45	50	55	60	65	70	75	999				
12:00 AM	0	0	0	0	0	1	4	7	5	1	0	1	0	0	19	46-55	12	
1:00 AM	0	0	0	0	0	0	0	0	4	0	1	0	1	0	6	46-55	4	
2:00 AM	0	0	0	0	0	0	0	2	1	1	0	2	0	0	6	46-55	3	
3:00 AM	0	0	0	0	0	1	2	3	2	1	1	0	1	0	11	46-55	5	
4:00 AM	0	0	0	1	0	0	0	5	6	3	2	1	0	0	18	48-57	10	
5:00 AM	0	0	0	0	0	1	9	39	21	15	2	1	0	0	88	46-55	60	
6:00 AM	5	0	0	0	0	6	23	113	88	32	9	4	0	0	280	46-55	201	
7:00 AM	6	0	0	2	1	7	65	167	123	40	5	3	1	0	420	46-55	290	
8:00 AM	14	0	0	0	1	19	128	296	134	32	4	0	0	0	628	46-55	429	
9:00 AM	8	0	1	0	2	12	51	132	88	9	0	1	0	0	304	46-55	220	
10:00 AM	2	0	0	1	1	10	55	125	81	18	2	0	0	0	295	46-55	205	
11:00 AM	8	0	0	0	0	12	51	123	84	14	3	1	0	0	296	46-55	207	
12:00 PM	8	0	0	0	3	10	77	152	114	21	7	2	0	1	395	46-55	266	
1:00 PM	8	0	0	2	1	12	39	151	83	22	5	0	0	0	323	46-55	234	
2:00 PM	13	0	0	0	0	16	96	248	136	30	7	0	0	1	547	46-55	384	
3:00 PM	20	0	0	4	6	25	114	224	152	47	4	0	0	0	596	46-55	375	
4:00 PM	12	0	0	0	1	6	62	188	173	46	7	1	0	0	496	46-55	361	
5:00 PM	12	0	0	0	2	10	58	197	178	57	5	4	0	0	523	46-55	375	
6:00 PM	9	0	0	0	0	7	49	119	104	38	13	0	1	0	340	46-55	223	
7:00 PM	5	0	1	1	1	10	46	96	81	23	9	2	0	0	275	46-55	176	
8:00 PM	2	0	0	0	1	9	39	99	56	17	4	0	0	0	227	46-55	154	
9:00 PM	2	0	0	0	0	9	21	52	35	21	4	0	1	0	145	46-55	87	
10:00 PM	1	0	1	0	0	2	11	24	19	4	1	0	1	0	64	46-55	42	
11:00 PM	0	0	0	0	0	0	3	8	7	3	2	0	0	1	24	46-55	14	
Day Total	135	0	3	11	20	185	1003	2570	1775	495	97	23	6	3	6326	46-55	4345	
Percent	2.1%	0.0%	0.0%	0.2%	0.3%	2.9%	15.9%	40.6%	28.1%	7.8%	1.5%	0.4%	0.1%	0.0%				
ADT 6326																		
AM Peak Volume	8:00 AM	9:00 AM	7:00 AM	9:00 AM	8:00 AM	8:00 AM	8:00 AM	8:00 AM	7:00 AM	6:00 AM	6:00 AM	1:00 AM			8:00 AM			
	14	1	2	2	19	128	296	134	40	9	4	1			628			
PM Peak Volume	3:00 PM	7:00 PM	3:00 PM	3:00 PM	3:00 PM	3:00 PM	2:00 PM	5:00 PM	5:00 PM	6:00 PM	5:00 PM	6:00 PM	12:00 PM		3:00 PM			
	20	1	4	6	25	114	248	178	57	13	4	1	1		596			
<i>Comments:</i>																		

LOCATION: 9. Cameron Park Dr to Ponderosa Rd SPECIFIC LOCATION: 0 ft from CITY/STATE: El Dorado Hills, CA															QC JOB #: 12004741 DIRECTION: EB/WB DATE: Aug 27 2014			
Start Time	1 15	16 20	21 25	26 30	31 35	36 40	41 45	46 50	51 55	56 60	61 65	66 70	71 75	76 999	Total	Pace Speed	Number in Pace	
12:00 AM	0	0	0	0	0	0	2	4	3	2	1	0	0	0	12	48-57	6	
1:00 AM	0	0	0	0	0	0	0	2	2	2	0	1	0	0	7	51-60	4	
2:00 AM	0	0	0	0	0	0	1	2	0	1	0	0	1	0	5	41-50	3	
3:00 AM	0	0	0	0	0	0	2	1	3	2	0	1	1	0	10	51-60	5	
4:00 AM	0	0	0	0	2	1	3	8	7	1	1	0	1	0	24	46-55	14	
5:00 AM	1	0	0	0	0	3	12	26	30	8	3	0	0	0	83	46-55	56	
6:00 AM	5	0	0	0	1	4	35	94	106	40	7	2	0	0	294	46-55	199	
7:00 AM	2	0	0	2	5	11	43	169	157	24	6	4	1	0	424	46-55	325	
8:00 AM	13	0	0	2	3	24	169	291	117	26	2	0	0	0	647	41-50	460	
9:00 AM	3	0	0	0	1	7	67	127	99	23	5	1	0	0	333	46-55	226	
10:00 AM	6	0	0	0	0	8	51	117	95	23	7	0	1	0	308	46-55	212	
11:00 AM	12	0	0	0	0	12	70	144	84	23	8	1	0	0	354	46-55	228	
12:00 PM	7	0	2	1	5	17	86	157	95	18	3	1	0	0	392	46-55	252	
1:00 PM	6	0	0	0	2	12	71	140	93	24	3	1	0	0	352	46-55	233	
2:00 PM	9	0	0	0	4	12	108	239	124	29	3	0	0	0	528	46-55	362	
3:00 PM	11	0	0	1	3	23	106	233	141	28	4	1	0	0	551	46-55	374	
4:00 PM	8	0	0	0	0	3	45	222	190	53	11	1	1	0	534	46-55	412	
5:00 PM	9	0	0	2	2	10	44	152	166	52	21	2	0	0	460	46-55	318	
6:00 PM	4	0	0	0	1	9	45	150	142	44	7	1	0	0	403	46-55	291	
7:00 PM	10	0	2	2	1	8	38	105	103	27	5	1	0	0	302	46-55	208	
8:00 PM	2	0	1	1	3	12	55	124	54	13	3	0	0	1	269	41-50	179	
9:00 PM	4	0	0	0	2	0	40	41	41	12	0	1	0	1	142	46-55	81	
10:00 PM	0	0	0	4	10	10	15	12	14	7	1	0	0	0	73	45-54	26	
11:00 PM	0	0	0	0	0	0	2	12	7	2	0	0	0	0	23	46-55	18	
Day Total	112	0	5	15	45	186	1110	2572	1873	484	101	19	6	2	6530	46-55	4445	
Percent	1.7%	0.0%	0.1%	0.2%	0.7%	2.8%	17.0%	39.4%	28.7%	7.4%	1.5%	0.3%	0.1%	0.0%				
ADT 6530																		
AM Peak	8:00 AM 7:00 AM 7:00 AM 8:00 AM 8:00 AM 8:00 AM 7:00 AM 6:00 AM 11:00 AM 7:00 AM 2:00 AM															8:00 AM		
Volume	13			2	5	24	169	291	157	40	8	4	1		647			
PM Peak	3:00 PM 12:00 PM 10:00 PM 10:00 PM 3:00 PM 2:00 PM 2:00 PM 4:00 PM 4:00 PM 5:00 PM 5:00 PM 4:00 PM 8:00 PM															3:00 PM		
Volume	11		2	4	10	23	108	239	190	53	21	2	1	1	551			
<i>Comments:</i>																		

LOCATION: 9. Cameron Park Dr to Ponderosa Rd SPECIFIC LOCATION: 0 ft from CITY/STATE: El Dorado Hills, CA															QC JOB #: 12004741 DIRECTION: EB/WB DATE: Aug 28 2014			
Start Time	1 15	16 20	21 25	26 30	31 35	36 40	41 45	46 50	51 55	56 60	61 65	66 70	71 75	76 999	Total	Pace Speed	Number in Pace	
12:00 AM	0	0	0	0	0	0	6	9	4	1	1	0	1	0	22	41-50	15	
1:00 AM	0	0	0	0	0	0	1	4	3	2	1	0	0	0	11	48-57	6	
2:00 AM	0	0	0	0	0	0	2	2	2	1	0	0	0	0	7	46-55	4	
3:00 AM	0	0	0	0	0	0	3	4	4	3	1	1	0	0	16	46-55	8	
4:00 AM	0	0	0	1	0	0	1	6	9	5	3	0	0	0	25	46-55	15	
5:00 AM	2	0	0	0	1	3	14	24	32	8	2	0	1	0	87	46-55	56	
6:00 AM	4	0	0	4	0	7	28	116	107	36	12	5	0	0	319	46-55	222	
7:00 AM	10	0	0	1	0	8	82	182	130	29	7	1	0	0	450	46-55	312	
8:00 AM	21	0	0	0	3	28	163	276	135	22	1	0	0	0	649	41-50	439	
9:00 AM	5	1	2	1	11	12	76	134	79	16	5	0	0	0	342	46-55	213	
10:00 AM	3	1	0	3	1	12	60	135	79	18	9	0	0	0	321	46-55	214	
11:00 AM	6	0	0	0	2	15	46	142	84	28	3	0	0	0	326	46-55	226	
12:00 PM	6	0	0	1	1	9	67	188	81	41	4	3	2	0	403	46-55	269	
1:00 PM	5	0	0	2	5	4	66	137	81	27	5	0	0	0	332	46-55	217	
2:00 PM	7	0	0	1	2	14	100	222	143	29	4	1	0	0	523	46-55	365	
3:00 PM	16	0	0	1	2	20	118	204	137	43	9	1	0	0	551	46-55	340	
4:00 PM	17	0	2	0	1	11	49	204	199	47	3	0	1	1	535	46-55	402	
5:00 PM	12	0	0	0	1	3	39	159	184	73	9	3	3	0	486	46-55	342	
6:00 PM	8	0	1	0	1	2	52	133	126	41	9	1	0	0	374	46-55	259	
7:00 PM	4	0	0	2	2	8	35	79	66	20	4	1	2	0	223	46-55	144	
8:00 PM	3	0	1	1	1	9	54	105	44	7	5	0	0	0	230	41-50	159	
9:00 PM	1	0	0	1	0	3	24	68	47	11	1	0	0	1	157	46-55	115	
10:00 PM	0	0	0	0	0	0	8	38	26	17	3	0	1	1	94	46-55	64	
11:00 PM	0	0	0	1	0	4	6	9	13	7	0	1	0	0	41	46-55	22	
Day Total	130	2	6	20	34	172	1100	2580	1815	532	101	18	11	3	6524	46-55	4395	
Percent	2.0%	0.0%	0.1%	0.3%	0.5%	2.6%	16.9%	39.5%	27.8%	8.2%	1.5%	0.3%	0.2%	0.0%				
ADT 6524																		
AM Peak Volume	8:00 AM	9:00 AM	9:00 AM	6:00 AM	9:00 AM	8:00 AM	8:00 AM	8:00 AM	8:00 AM	6:00 AM	6:00 AM	6:00 AM	12:00 AM		8:00 AM			
	21	1	2	4	11	28	163	276	135	36	12	5	1		649			
PM Peak Volume	4:00 PM		4:00 PM	1:00 PM	1:00 PM	3:00 PM	3:00 PM	2:00 PM	4:00 PM	5:00 PM	3:00 PM	12:00 PM	5:00 PM	4:00 PM	3:00 PM			
	17		2	2	5	20	118	222	199	73	9	3	3	1	551			
<i>Comments:</i>																		

LOCATION: 9. Cameron Park Dr to Ponderosa Rd SPECIFIC LOCATION: 0 ft from CITY/STATE: El Dorado Hills, CA															QC JOB #: 12004741 DIRECTION: EB/WB DATE: Aug 29 2014			
Start Time	1 15	16 20	21 25	26 30	31 35	36 40	41 45	46 50	51 55	56 60	61 65	66 70	71 75	76 999	Total	Pace Speed	Number in Pace	
12:00 AM	0	0	0	0	0	0	3	5	6	1	1	1	0	0	17	47-56	10	
1:00 AM	2	0	0	0	0	0	0	1	4	2	0	0	0	0	9	51-60	6	
2:00 AM	0	0	0	0	0	0	2	2	3	2	1	0	0	0	10	51-60	5	
3:00 AM	0	0	0	0	0	1	1	3	2	0	0	0	0	0	7	46-55	5	
4:00 AM	0	0	0	0	1	1	1	5	6	5	1	2	0	0	22	49-58	11	
5:00 AM	0	0	0	0	0	1	12	23	21	13	5	3	0	0	78	46-55	44	
6:00 AM	1	0	0	0	0	12	29	98	98	36	6	2	2	0	284	46-55	196	
7:00 AM	5	0	0	0	1	2	54	168	138	36	10	3	0	0	417	46-55	306	
8:00 AM	18	0	0	0	1	18	130	291	128	30	2	0	0	0	618	41-50	421	
9:00 AM	4	0	0	2	4	16	76	108	91	21	4	1	0	0	327	46-55	198	
10:00 AM	4	0	0	0	3	12	69	147	78	20	1	2	0	0	336	46-55	225	
11:00 AM	5	0	2	2	3	13	65	151	82	21	3	4	0	0	351	46-55	232	
12:00 PM	9	0	0	1	1	19	91	159	100	20	3	0	0	0	403	46-55	259	
1:00 PM	5	0	0	0	1	11	62	169	86	39	4	0	0	0	377	46-55	254	
2:00 PM	4	0	0	0	3	21	117	258	132	20	5	0	1	0	561	46-55	389	
3:00 PM	21	0	0	1	4	26	135	266	158	40	8	0	0	0	659	46-55	424	
4:00 PM	12	0	0	1	0	12	82	219	175	46	4	2	1	0	554	46-55	394	
5:00 PM	15	0	0	0	1	12	57	197	170	71	13	1	0	0	537	46-55	367	
6:00 PM	2	0	0	1	1	5	56	141	134	48	8	6	2	2	406	46-55	275	
7:00 PM	3	0	0	0	0	9	38	87	64	23	4	2	0	1	231	46-55	151	
8:00 PM	3	0	0	0	0	11	44	66	37	18	1	1	0	1	182	41-50	109	
9:00 PM	1	0	0	0	1	6	47	48	34	15	2	1	2	0	157	41-50	94	
10:00 PM	1	0	0	0	2	5	34	52	39	14	2	2	0	0	151	46-55	91	
11:00 PM	2	0	0	0	0	3	14	31	31	3	2	2	1	0	89	46-55	62	
Day Total	117	0	2	8	27	216	1219	2695	1817	544	90	35	9	4	6783	46-55	4511	
Percent	1.7%	0.0%	0.0%	0.1%	0.4%	3.2%	18.0%	39.7%	26.8%	8.0%	1.3%	0.5%	0.1%	0.1%				
ADT 6783																		
AM Peak Volume	8:00 AM	11:00 AM	9:00 AM	9:00 AM	8:00 AM	8:00 AM	8:00 AM	7:00 AM	6:00 AM	7:00 AM	11:00 AM	6:00 AM	8:00 AM	618				
PM Peak Volume	3:00 PM	12:00 PM	3:00 PM	3:00 PM	3:00 PM	3:00 PM	3:00 PM	4:00 PM	5:00 PM	5:00 PM	6:00 PM	6:00 PM	6:00 PM	659				
Comments:																		

LOCATION: 9. Cameron Park Dr to Ponderosa Rd														QC JOB #: 12004741			
SPECIFIC LOCATION: 0 ft from														DIRECTION: EB/WB			
CITY/STATE: El Dorado Hills, CA														DATE: Aug 23 2014 - Aug 29 2014			
Start Time	1 15	16 20	21 25	26 30	31 35	36 40	41 45	46 50	51 55	56 60	61 65	66 70	71 75	76 999	Total	Pace Speed	Number in Pace
Grand Total	728	4	35	84	230	1288	6868	16236	11748	3465	693	155	52	28	41614	46-55	27983
Percent	1.7%	0.0%	0.1%	0.2%	0.6%	3.1%	16.5%	39.0%	28.2%	8.3%	1.7%	0.4%	0.1%	0.1%			
Cumulative Percent	1.7%	1.8%	1.8%	2.0%	2.6%	5.7%	22.2%	61.2%	89.4%	97.8%	99.4%	99.8%	99.9%	100.0%			
ADT 5944															85th Percentile 54 MPH Mean Speed(Average) 48 MPH Median 48 MPH Mode 48 MPH		
<i>Comments:</i>																	

Report generated on 9/2/2014 8:15 AM

SOURCE: Quality Counts, LLC (<http://www.qualitycounts.net>)



LOCATION: 9. Cameron Park Dr to Ponderosa Rd SPECIFIC LOCATION: 0 ft from CITY/STATE: El Dorado Hills, CA							QC JOB #: 12004741 DIRECTION: EB DATE: Aug 23 2014 - Aug 24 2014			
Start Time	Mon	Tue	Wed	Thu	Fri	Average Weekday Hourly Traffic	Sat 23-Aug-14	Sun 24-Aug-14	Average Week Hourly Traffic	Average Week Profile
12:00 AM						0	24	24	24	
1:00 AM						0	21	12	17	
2:00 AM						0	10	7	9	
3:00 AM						0	10	5	8	
4:00 AM						0	6	4	5	
5:00 AM						0	14	6	10	
6:00 AM						0	28	22	25	
7:00 AM						0	70	51	61	
8:00 AM						0	94	84	89	
9:00 AM						0	146	123	135	
10:00 AM						0	190	174	182	
11:00 AM						0	163	160	162	
12:00 PM						0	182	187	185	
1:00 PM						0	198	218	208	
2:00 PM						0	214	195	205	
3:00 PM						0	201	174	188	
4:00 PM						0	214	162	188	
5:00 PM						0	184	176	180	
6:00 PM						0	157	144	151	
7:00 PM						0	120	108	114	
8:00 PM						0	118	92	105	
9:00 PM						0	83	78	81	
10:00 PM						0	66	41	54	
11:00 PM						0	34	21	28	
Day Total						0	2547	2268	2414	
% Weekday Average										
% Week Average						0.0%	105.5%	94.0%		
AM Peak						12:00 AM	10:00 AM	10:00 AM	10:00 AM	
Volume						0	190	174	182	
PM Peak						12:00 PM	2:00 PM	1:00 PM	1:00 PM	
Volume						0	214	218	208	
<i>Comments:</i>										

LOCATION: 9. Cameron Park Dr to Ponderosa Rd SPECIFIC LOCATION: 0 ft from CITY/STATE: El Dorado Hills, CA						QC JOB #: 12004741 DIRECTION: EB DATE: Aug 25 2014 - Aug 29 2014				
Start Time	Mon 25-Aug-14	Tue 26-Aug-14	Wed 27-Aug-14	Thu 28-Aug-14	Fri 29-Aug-14	Average Weekday Hourly Traffic	Sat	Sun	Average Week Hourly Traffic	Average Week Profile
12:00 AM	10	14	10	16	10	12			12	
1:00 AM	4	4	3	6	5	4			4	
2:00 AM	2	4	3	1	5	3			3	
3:00 AM	4	3	6	8	1	4			4	
4:00 AM	6	4	4	6	5	5			5	
5:00 AM	16	14	13	14	16	15			15	
6:00 AM	101	118	126	143	131	124			124	
7:00 AM	191	149	171	178	160	170			170	
8:00 AM	291	295	290	280	279	287			287	
9:00 AM	109	138	149	163	148	141			141	
10:00 AM	137	133	141	137	150	140			140	
11:00 AM	168	153	162	172	166	164			164	
12:00 PM	212	224	194	212	210	210			210	
1:00 PM	188	161	190	169	205	183			183	
2:00 PM	290	330	322	320	360	324			324	
3:00 PM	268	292	284	272	328	289			289	
4:00 PM	286	303	319	308	349	313			313	
5:00 PM	311	334	288	308	358	320			320	
6:00 PM	222	207	268	243	264	241			241	
7:00 PM	145	177	184	131	147	157			157	
8:00 PM	121	132	134	144	108	128			128	
9:00 PM	77	99	92	88	93	90			90	
10:00 PM	40	32	46	66	82	53			53	
11:00 PM	15	21	17	27	50	26			26	
Day Total	3214	3341	3416	3412	3630	3403			3403	
% Weekday Average		98.2%	100.4%	100.3%	106.7%					
% Week Average	133.1%	98.2%	100.4%	100.3%	106.7%	100.0%				
AM Peak	8:00 AM	8:00 AM	8:00 AM	8:00 AM	8:00 AM	8:00 AM			8:00 AM	
Volume	291	295	290	280	279	287			287	
PM Peak	5:00 PM	5:00 PM	2:00 PM	2:00 PM	2:00 PM	2:00 PM			2:00 PM	
Volume	311	334	322	320	360	324			324	
<i>Comments:</i>										

LOCATION: 9. Cameron Park Dr to Ponderosa Rd SPECIFIC LOCATION: 0 ft from CITY/STATE: El Dorado Hills, CA						QC JOB #: 12004741 DIRECTION: EB DATE: Aug 18 2014 - Aug 22 2014		
Start Time	Mon 18-Aug-14	Tue 19-Aug-14	Wed 20-Aug-14	Thu 21-Aug-14	Fri 22-Aug-14	Average Weekday Hourly Traffic	Average Weekday Profile	
12:00 AM	10	14	10	16	10	12		
1:00 AM	4	4	3	6	5	4		
2:00 AM	2	4	3	1	5	3		
3:00 AM	4	3	6	8	1	4		
4:00 AM	6	4	4	6	5	5		
5:00 AM	16	14	13	14	16	15		
6:00 AM	101	118	126	143	131	124		
7:00 AM	191	149	171	178	160	170		
8:00 AM	291	295	290	280	279	287		
9:00 AM	109	138	149	163	148	141		
10:00 AM	137	133	141	137	150	140		
11:00 AM	168	153	162	172	166	164		
12:00 PM	212	224	194	212	210	210		
1:00 PM	188	161	190	169	205	183		
2:00 PM	290	330	322	320	360	324		
3:00 PM	268	292	284	272	328	289		
4:00 PM	286	303	319	308	349	313		
5:00 PM	311	334	288	308	358	320		
6:00 PM	222	207	268	243	264	241		
7:00 PM	145	177	184	131	147	157		
8:00 PM	121	132	134	144	108	128		
9:00 PM	77	99	92	88	93	90		
10:00 PM	40	32	46	66	82	53		
11:00 PM	15	21	17	27	50	26		
Day Total	3214	3341	3416	3412	3630	3403		
% Weekday Average	94.4%	98.2%	100.4%	100.3%	106.7%			
% Week Average								
AM Peak Volume	8:00 AM 291	8:00 AM 295	8:00 AM 290	8:00 AM 280	8:00 AM 279	8:00 AM 287		
PM Peak Volume	5:00 PM 311	5:00 PM 334	2:00 PM 322	2:00 PM 320	2:00 PM 360	2:00 PM 324		
<i>Comments:</i>								

SUMMARY - Tube Count - Volume Data (Weekend)

LOCATION: 9. Cameron Park Dr to Ponderosa Rd SPECIFIC LOCATION: 0 ft from CITY/STATE: El Dorado Hills, CA				QC JOB #: 12004741 DIRECTION: EB DATE: Aug 23 2014 - Aug 24 2014		
Start Time			Sat 23-Aug-14	Sun 24-Aug-14	Average Weekend Hourly Traffic	Average Weekend Profile
12:00 AM			24	24	24	
1:00 AM			21	12	17	
2:00 AM			10	7	9	
3:00 AM			10	5	8	
4:00 AM			6	4	5	
5:00 AM			14	6	10	
6:00 AM			28	22	25	
7:00 AM			70	51	61	
8:00 AM			94	84	89	
9:00 AM			146	123	135	
10:00 AM			190	174	182	
11:00 AM			163	160	162	
12:00 PM			182	187	185	
1:00 PM			198	218	208	
2:00 PM			214	195	205	
3:00 PM			201	174	188	
4:00 PM			214	162	188	
5:00 PM			184	176	180	
6:00 PM			157	144	151	
7:00 PM			120	108	114	
8:00 PM			118	92	105	
9:00 PM			83	78	81	
10:00 PM			66	41	54	
11:00 PM			34	21	28	
Day Total			2547	2268	2414	
% Weekday Average						
% Week Average			105.5%	94.0%		
AM Peak Volume			10:00 AM 190	10:00 AM 174	10:00 AM 182	
PM Peak Volume			2:00 PM 214	1:00 PM 218	1:00 PM 208	
<i>Comments:</i>						

LOCATION: 9. Cameron Park Dr to Ponderosa Rd
SPECIFIC LOCATION: 0 ft from
CITY/STATE: El Dorado Hills, CA

QC JOB #: 12004741
DIRECTION: EB
DATE: Aug 18 2014 - Aug 24 2014

Start Time	Mon 18-Aug-14	Tue 19-Aug-14	Wed 20-Aug-14	Thu 21-Aug-14	Fri 22-Aug-14	Average Weekday Hourly Traffic	Sat 23-Aug-14	Sun 24-Aug-14	Average Week Hourly Traffic	Average Week Profile
12:00 AM	10	14	10	16	10	12	24	24	15	
1:00 AM	4	4	3	6	5	4	21	12	8	
2:00 AM	2	4	3	1	5	3	10	7	5	
3:00 AM	4	3	6	8	1	4	10	5	5	
4:00 AM	6	4	4	6	5	5	6	4	5	
5:00 AM	16	14	13	14	16	15	14	6	13	
6:00 AM	101	118	126	143	131	124	28	22	96	
7:00 AM	191	149	171	178	160	170	70	51	139	
8:00 AM	291	295	290	280	279	287	94	84	230	
9:00 AM	109	138	149	163	148	141	146	123	139	
10:00 AM	137	133	141	137	150	140	190	174	152	
11:00 AM	168	153	162	172	166	164	163	160	163	
12:00 PM	212	224	194	212	210	210	182	187	203	
1:00 PM	188	161	190	169	205	183	198	218	190	
2:00 PM	290	330	322	320	360	324	214	195	290	
3:00 PM	268	292	284	272	328	289	201	174	260	
4:00 PM	286	303	319	308	349	313	214	162	277	
5:00 PM	311	334	288	308	358	320	184	176	280	
6:00 PM	222	207	268	243	264	241	157	144	215	
7:00 PM	145	177	184	131	147	157	120	108	145	
8:00 PM	121	132	134	144	108	128	118	92	121	
9:00 PM	77	99	92	88	93	90	83	78	87	
10:00 PM	40	32	46	66	82	53	66	41	53	
11:00 PM	15	21	17	27	50	26	34	21	26	
Day Total	3214	3341	3416	3412	3630	3403	2547	2268	3117	
% Weekday Average	94.4%	98.2%	100.4%	100.3%	106.7%					
% Week Average	103.1%	107.2%	109.6%	109.5%	116.5%	109.2%	81.7%	72.8%		
AM Peak Volume	8:00 AM 291	8:00 AM 295	8:00 AM 290	8:00 AM 280	8:00 AM 279	8:00 AM 287	10:00 AM 190	10:00 AM 174	8:00 AM 230	
PM Peak Volume	5:00 PM 311	5:00 PM 334	2:00 PM 322	2:00 PM 320	2:00 PM 360	2:00 PM 324	2:00 PM 214	1:00 PM 218	2:00 PM 290	

Comments:

LOCATION: 9. Cameron Park Dr to Ponderosa Rd **QC JOB #:** 12004741
SPECIFIC LOCATION: 0 ft from **DIRECTION:** EB
CITY/STATE: El Dorado Hills, CA **DATE:** Aug 23 2014

Start Time	Motor-cycles	Cars & Trailer	2 Axle Long	Buses	2 Axle 6 Tire	3 Axle Single	4 Axle Single	<5 Axle Double	5 Axle Double	>6 Axle Double	<6 Axle Multi	6 Axle Multi	>6 Axle Multi	Not Classified	Total
12:00 AM	1	13	9	0	1	0	0	0	0	0	0	0	0	0	24
1:00 AM	0	16	5	0	0	0	0	0	0	0	0	0	0	0	21
2:00 AM	0	9	1	0	0	0	0	0	0	0	0	0	0	0	10
3:00 AM	0	7	2	0	1	0	0	0	0	0	0	0	0	0	10
4:00 AM	0	4	1	0	0	0	0	0	0	0	0	0	0	1	6
5:00 AM	0	9	5	0	0	0	0	0	0	0	0	0	0	0	14
6:00 AM	0	14	9	0	5	0	0	0	0	0	0	0	0	0	28
7:00 AM	1	44	13	0	12	0	0	0	0	0	0	0	0	0	70
8:00 AM	3	57	21	0	12	0	0	1	0	0	0	0	0	0	94
9:00 AM	10	74	41	0	15	0	0	1	0	0	0	0	0	5	146
10:00 AM	34	105	36	0	8	0	0	0	0	0	0	0	0	7	190
11:00 AM	7	117	30	0	7	0	0	1	0	0	0	0	0	1	163
12:00 PM	4	119	42	0	16	0	0	0	0	0	0	0	0	1	182
1:00 PM	8	124	48	0	12	0	0	3	0	0	0	0	0	3	198
2:00 PM	1	148	45	0	18	0	0	0	0	0	0	0	0	2	214
3:00 PM	4	133	52	0	8	0	0	3	0	0	0	0	0	1	201
4:00 PM	5	148	38	0	18	0	0	1	0	0	0	0	0	4	214
5:00 PM	1	130	40	0	9	0	0	0	0	0	0	0	0	4	184
6:00 PM	1	108	38	0	8	0	0	2	0	0	0	0	0	0	157
7:00 PM	3	78	25	0	12	0	0	1	0	0	0	0	0	1	120
8:00 PM	1	90	20	0	6	0	0	1	0	0	0	0	0	0	118
9:00 PM	4	64	10	0	3	0	0	0	0	0	0	0	0	2	83
10:00 PM	1	49	13	0	1	0	0	0	0	0	0	0	0	2	66
11:00 PM	0	26	4	0	4	0	0	0	0	0	0	0	0	0	34
Day Total	89	1686	548	0	176	0	0	14	0	0	0	0	0	34	2547
Percent	3.5%	66.2%	21.5%	0.0%	6.9%	0.0%	0.0%	0.5%	0.0%	0.0%	0.0%	0.0%	0.0%	1.3%	



ADT 2547	
--------------------	--

AM Peak Volume	10:00 AM	11:00 AM	9:00 AM	9:00 AM	8:00 AM	10:00 AM	10:00 AM
	34	117	41	15	1	7	190
PM Peak Volume	1:00 PM	2:00 PM	3:00 PM	2:00 PM	1:00 PM	4:00 PM	2:00 PM
	8	148	52	18	3	4	214

Comments:

LOCATION: 9. Cameron Park Dr to Ponderosa Rd SPECIFIC LOCATION: 0 ft from CITY/STATE: El Dorado Hills, CA														QC JOB #: 12004741 DIRECTION: EB DATE: Aug 24 2014	
Start Time	Motor-cycles	Cars & Trailer	2 Axle Long	Buses	2 Axle 6 Tire	3 Axle Single	4 Axle Single	<5 Axle Double	5 Axle Double	>6 Axle Double	<6 Axle Multi	6 Axle Multi	>6 Axle Multi	Not Classified	Total
12:00 AM	0	13	8	0	3	0	0	0	0	0	0	0	0	0	24
1:00 AM	0	8	4	0	0	0	0	0	0	0	0	0	0	0	12
2:00 AM	0	5	1	0	1	0	0	0	0	0	0	0	0	0	7
3:00 AM	0	4	0	0	1	0	0	0	0	0	0	0	0	0	5
4:00 AM	0	2	2	0	0	0	0	0	0	0	0	0	0	0	4
5:00 AM	0	3	2	0	1	0	0	0	0	0	0	0	0	0	6
6:00 AM	2	14	4	0	2	0	0	0	0	0	0	0	0	0	22
7:00 AM	1	32	12	0	6	0	0	0	0	0	0	0	0	0	51
8:00 AM	1	59	12	0	11	0	0	1	0	0	0	0	0	0	84
9:00 AM	0	88	20	0	11	0	0	0	0	0	0	0	0	4	123
10:00 AM	26	104	30	0	9	0	0	0	0	0	0	0	0	5	174
11:00 AM	2	116	26	0	13	0	0	0	0	0	0	0	0	3	160
12:00 PM	6	133	30	0	6	0	0	2	0	0	0	0	0	10	187
1:00 PM	6	141	50	1	14	0	0	2	0	0	0	0	0	4	218
2:00 PM	5	132	39	1	14	0	0	4	0	0	0	0	0	0	195
3:00 PM	3	119	34	0	11	0	0	4	0	0	0	0	0	3	174
4:00 PM	3	116	24	0	13	0	0	2	0	0	0	0	0	4	162
5:00 PM	2	135	28	1	9	0	0	0	0	0	0	0	0	1	176
6:00 PM	2	111	22	0	7	0	0	0	0	0	0	0	0	2	144
7:00 PM	1	74	22	0	9	0	0	1	0	0	0	0	0	1	108
8:00 PM	0	61	24	0	3	0	0	2	0	0	0	0	0	2	92
9:00 PM	1	62	9	0	5	0	0	0	0	0	0	0	0	1	78
10:00 PM	0	31	4	0	6	0	0	0	0	0	0	0	0	0	41
11:00 PM	0	18	3	0	0	0	0	0	0	0	0	0	0	0	21
Day Total	61	1581	410	3	155	0	0	18	0	0	0	0	0	40	2268
Percent	2.7%	69.7%	18.1%	0.1%	6.8%	0.0%	0.0%	0.8%	0.0%	0.0%	0.0%	0.0%	0.0%	1.8%	
ADT 2268															
AM Peak Volume	10:00 AM	11:00 AM	10:00 AM		11:00 AM			8:00 AM						10:00 AM	10:00 AM
PM Peak Volume	12:00 PM	1:00 PM	1:00 PM	1:00 PM	1:00 PM			2:00 PM						12:00 PM	1:00 PM
	26	116	30		13			1						5	174
	6	141	50	1	14			4						10	218

Comments:

LOCATION: 9. Cameron Park Dr to Ponderosa Rd SPECIFIC LOCATION: 0 ft from CITY/STATE: El Dorado Hills, CA														QC JOB #: 12004741 DIRECTION: EB DATE: Aug 25 2014	
Start Time	Motor-cycles	Cars & Trailer	2 Axle Long	Buses	2 Axle 6 Tire	3 Axle Single	4 Axle Single	<5 Axle Double	5 Axle Double	>6 Axle Double	<6 Axle Multi	6 Axle Multi	>6 Axle Multi	Not Classified	Total
12:00 AM	0	7	2	0	1	0	0	0	0	0	0	0	0	0	10
1:00 AM	0	1	3	0	0	0	0	0	0	0	0	0	0	0	4
2:00 AM	0	1	1	0	0	0	0	0	0	0	0	0	0	0	2
3:00 AM	0	3	1	0	0	0	0	0	0	0	0	0	0	0	4
4:00 AM	0	2	3	0	1	0	0	0	0	0	0	0	0	0	6
5:00 AM	0	8	7	0	1	0	0	0	0	0	0	0	0	0	16
6:00 AM	2	64	25	0	10	0	0	0	0	0	0	0	0	0	101
7:00 AM	1	127	48	2	8	1	0	2	0	0	0	0	0	2	191
8:00 AM	2	183	81	6	11	0	0	1	0	0	0	0	0	7	291
9:00 AM	0	63	32	1	13	0	0	0	0	0	0	0	0	0	109
10:00 AM	3	85	40	0	7	1	0	1	0	0	0	0	0	0	137
11:00 AM	1	115	38	0	10	1	0	1	0	0	0	0	0	2	168
12:00 PM	1	119	68	1	17	0	0	2	0	0	0	0	0	4	212
1:00 PM	4	109	51	2	17	0	0	0	0	0	0	0	0	5	188
2:00 PM	0	185	68	4	25	0	0	2	0	0	0	0	0	6	290
3:00 PM	1	152	73	5	27	0	0	4	0	0	0	0	0	6	268
4:00 PM	1	171	90	3	16	0	0	0	0	0	0	0	0	5	286
5:00 PM	2	211	64	0	29	0	0	0	0	0	0	0	0	5	311
6:00 PM	2	156	48	0	13	0	0	1	0	0	0	0	0	2	222
7:00 PM	3	94	39	0	8	0	0	1	0	0	0	0	0	0	145
8:00 PM	0	94	20	0	7	0	0	0	0	0	0	0	0	0	121
9:00 PM	1	54	20	0	1	0	0	0	0	0	0	0	0	1	77
10:00 PM	0	29	8	1	2	0	0	0	0	0	0	0	0	0	40
11:00 PM	1	9	4	0	1	0	0	0	0	0	0	0	0	0	15
Day Total	25	2042	834	25	225	3	0	15	0	0	0	0	0	45	3214
Percent	0.8%	63.5%	25.9%	0.8%	7.0%	0.1%	0.0%	0.5%	0.0%	0.0%	0.0%	0.0%	0.0%	1.4%	
ADT 3214															
AM Peak	10:00 AM	8:00 AM	8:00 AM	8:00 AM	9:00 AM	7:00 AM		7:00 AM						8:00 AM	8:00 AM
Volume	3	183	81	6	13	1		2						7	291
PM Peak	1:00 PM	5:00 PM	4:00 PM	3:00 PM	5:00 PM			3:00 PM						2:00 PM	5:00 PM
Volume	4	211	90	5	29			4						6	311
<i>Comments:</i>															

LOCATION: 9. Cameron Park Dr to Ponderosa Rd SPECIFIC LOCATION: 0 ft from CITY/STATE: El Dorado Hills, CA														QC JOB #: 12004741 DIRECTION: EB DATE: Aug 26 2014	
Start Time	Motor-cycles	Cars & Trailer	2 Axle Long	Buses	2 Axle 6 Tire	3 Axle Single	4 Axle Single	<5 Axle Double	5 Axle Double	>6 Axle Double	<6 Axle Multi	6 Axle Multi	>6 Axle Multi	Not Classified	Total
12:00 AM	0	11	3	0	0	0	0	0	0	0	0	0	0	0	14
1:00 AM	0	4	0	0	0	0	0	0	0	0	0	0	0	0	4
2:00 AM	0	3	0	0	1	0	0	0	0	0	0	0	0	0	4
3:00 AM	0	3	0	0	0	0	0	0	0	0	0	0	0	0	3
4:00 AM	0	0	1	0	1	0	0	2	0	0	0	0	0	0	4
5:00 AM	0	8	3	0	2	1	0	0	0	0	0	0	0	0	14
6:00 AM	1	73	36	0	4	0	0	0	1	0	0	0	0	3	118
7:00 AM	1	94	45	2	4	0	0	0	0	0	0	0	0	3	149
8:00 AM	1	189	82	5	10	0	0	0	0	0	0	0	0	8	295
9:00 AM	2	88	29	2	14	0	0	0	0	0	0	0	0	3	138
10:00 AM	3	83	29	1	13	1	0	1	0	0	0	0	0	2	133
11:00 AM	0	100	34	0	14	0	0	0	0	0	0	0	0	5	153
12:00 PM	4	135	65	1	14	0	0	2	0	0	0	0	0	3	224
1:00 PM	4	93	46	0	15	0	0	0	0	0	0	0	0	3	161
2:00 PM	2	198	95	2	24	0	0	1	1	0	0	0	0	7	330
3:00 PM	5	181	76	6	14	0	0	2	0	0	0	0	0	8	292
4:00 PM	2	209	65	4	19	0	0	1	0	0	0	0	0	3	303
5:00 PM	3	231	73	0	22	0	0	0	0	0	0	0	0	5	334
6:00 PM	2	147	42	0	11	0	0	2	0	0	0	0	0	3	207
7:00 PM	3	120	35	0	14	0	0	1	0	0	0	0	0	4	177
8:00 PM	4	100	21	0	6	0	0	1	0	0	0	0	0	0	132
9:00 PM	0	67	25	1	4	0	0	0	0	0	0	0	0	2	99
10:00 PM	0	26	4	0	2	0	0	0	0	0	0	0	0	0	32
11:00 PM	1	14	4	1	1	0	0	0	0	0	0	0	0	0	21
Day Total	38	2177	813	25	209	2	0	13	2	0	0	0	0	62	3341
Percent	1.1%	65.2%	24.3%	0.7%	6.3%	0.1%	0.0%	0.4%	0.1%	0.0%	0.0%	0.0%	0.0%	1.9%	
ADT 3341															
AM Peak	10:00 AM	8:00 AM	8:00 AM	8:00 AM	9:00 AM	5:00 AM		4:00 AM	6:00 AM					8:00 AM	8:00 AM
Volume	3	189	82	5	14	1		2	1					8	295
PM Peak	3:00 PM	5:00 PM	2:00 PM	3:00 PM	2:00 PM			12:00 PM	2:00 PM					3:00 PM	5:00 PM
Volume	5	231	95	6	24			2	1					8	334
<i>Comments:</i>															

LOCATION: 9. Cameron Park Dr to Ponderosa Rd SPECIFIC LOCATION: 0 ft from CITY/STATE: El Dorado Hills, CA														QC JOB #: 12004741 DIRECTION: EB DATE: Aug 27 2014	
Start Time	Motor-cycles	Cars & Trailer	2 Axle Long	Buses	2 Axle 6 Tire	3 Axle Single	4 Axle Single	<5 Axle Double	5 Axle Double	>6 Axle Double	<6 Axle Multi	6 Axle Multi	>6 Axle Multi	Not Classified	Total
12:00 AM	0	8	2	0	0	0	0	0	0	0	0	0	0	0	10
1:00 AM	0	2	1	0	0	0	0	0	0	0	0	0	0	0	3
2:00 AM	0	2	1	0	0	0	0	0	0	0	0	0	0	0	3
3:00 AM	0	4	2	0	0	0	0	0	0	0	0	0	0	0	6
4:00 AM	0	1	2	0	0	0	0	1	0	0	0	0	0	0	4
5:00 AM	0	8	3	1	1	0	0	0	0	0	0	0	0	0	13
6:00 AM	1	73	44	0	5	0	0	0	1	0	0	0	0	2	126
7:00 AM	1	115	44	2	9	0	0	0	0	0	0	0	0	0	171
8:00 AM	0	191	78	6	8	0	0	1	0	0	0	0	0	6	290
9:00 AM	2	89	44	2	9	0	0	2	0	0	0	0	0	1	149
10:00 AM	1	80	47	1	9	0	0	1	0	0	0	0	0	2	141
11:00 AM	2	110	31	0	12	1	0	0	0	0	0	0	0	6	162
12:00 PM	1	120	55	0	13	0	0	2	0	0	0	0	0	3	194
1:00 PM	4	124	43	0	13	0	0	1	0	0	0	0	0	5	190
2:00 PM	1	212	88	3	14	0	0	1	0	0	0	0	0	3	322
3:00 PM	4	182	67	4	21	0	0	0	0	0	0	0	0	6	284
4:00 PM	4	202	81	4	22	0	0	1	0	0	0	0	0	5	319
5:00 PM	2	192	66	1	20	0	0	3	0	0	0	0	0	4	288
6:00 PM	0	202	45	0	19	0	0	0	0	0	0	0	0	2	268
7:00 PM	2	128	32	0	16	0	0	2	0	0	0	0	0	4	184
8:00 PM	2	95	28	0	8	0	0	0	0	0	0	0	0	1	134
9:00 PM	2	61	22	0	6	0	0	0	0	0	0	0	0	1	92
10:00 PM	0	30	11	0	5	0	0	0	0	0	0	0	0	0	46
11:00 PM	0	14	0	0	3	0	0	0	0	0	0	0	0	0	17
Day Total	29	2245	837	24	213	1	0	15	1	0	0	0	0	51	3416
Percent	0.8%	65.7%	24.5%	0.7%	6.2%	0.0%	0.0%	0.4%	0.0%	0.0%	0.0%	0.0%	0.0%	1.5%	
ADT 3416															
AM Peak	9:00 AM	8:00 AM	8:00 AM	8:00 AM	11:00 AM	11:00 AM		9:00 AM	6:00 AM					8:00 AM	8:00 AM
Volume	2	191	78	6	12	1		2	1					6	290
PM Peak	1:00 PM	2:00 PM	2:00 PM	3:00 PM	4:00 PM			5:00 PM						3:00 PM	2:00 PM
Volume	4	212	88	4	22			3						6	322
<i>Comments:</i>															

LOCATION: 9. Cameron Park Dr to Ponderosa Rd SPECIFIC LOCATION: 0 ft from CITY/STATE: El Dorado Hills, CA														QC JOB #: 12004741 DIRECTION: EB DATE: Aug 28 2014	
Start Time	Motor-cycles	Cars & Trailer	2 Axle Long	Buses	2 Axle 6 Tire	3 Axle Single	4 Axle Single	<5 Axle Double	5 Axle Double	>6 Axle Double	<6 Axle Multi	6 Axle Multi	>6 Axle Multi	Not Classified	Total
12:00 AM	0	14	1	0	1	0	0	0	0	0	0	0	0	0	16
1:00 AM	0	5	1	0	0	0	0	0	0	0	0	0	0	0	6
2:00 AM	0	1	0	0	0	0	0	0	0	0	0	0	0	0	1
3:00 AM	0	7	1	0	0	0	0	0	0	0	0	0	0	0	8
4:00 AM	0	3	2	0	1	0	0	0	0	0	0	0	0	0	6
5:00 AM	0	9	4	0	0	0	0	0	0	0	0	0	0	1	14
6:00 AM	3	77	48	0	12	0	0	0	1	0	0	0	0	2	143
7:00 AM	1	104	56	2	7	1	0	2	0	0	0	0	0	5	178
8:00 AM	1	187	65	6	8	1	0	2	0	0	0	0	0	10	280
9:00 AM	1	103	41	2	13	0	0	1	0	0	0	0	0	2	163
10:00 AM	5	79	36	2	11	1	0	2	0	0	0	0	0	1	137
11:00 AM	2	101	51	1	12	0	0	0	0	0	0	0	0	5	172
12:00 PM	2	138	55	1	10	0	0	3	0	0	0	0	0	3	212
1:00 PM	1	106	39	1	16	0	0	3	0	0	0	0	0	3	169
2:00 PM	2	209	82	3	18	0	0	2	0	0	0	0	0	4	320
3:00 PM	4	173	62	6	19	0	0	3	0	0	0	0	0	5	272
4:00 PM	2	201	71	3	22	0	0	1	0	0	0	0	0	8	308
5:00 PM	2	206	68	0	23	0	0	2	0	0	0	0	0	7	308
6:00 PM	2	162	57	0	17	0	0	1	0	0	0	0	0	4	243
7:00 PM	1	89	25	0	13	0	0	1	0	0	0	0	0	2	131
8:00 PM	0	96	30	0	16	0	0	0	0	0	0	0	0	2	144
9:00 PM	0	63	21	0	4	0	0	0	0	0	0	0	0	0	88
10:00 PM	3	52	7	0	4	0	0	0	0	0	0	0	0	0	66
11:00 PM	0	22	3	0	2	0	0	0	0	0	0	0	0	0	27
Day Total	32	2207	826	27	229	3	0	23	1	0	0	0	0	64	3412
Percent	0.9%	64.7%	24.2%	0.8%	6.7%	0.1%	0.0%	0.7%	0.0%	0.0%	0.0%	0.0%	0.0%	1.9%	
ADT 3412															
AM Peak Volume	10:00 AM	8:00 AM	8:00 AM	8:00 AM	9:00 AM	7:00 AM		7:00 AM	6:00 AM					8:00 AM	8:00 AM
	5	187	65	6	13	1		2	1					10	280
PM Peak Volume	3:00 PM	2:00 PM	2:00 PM	3:00 PM	5:00 PM			12:00 PM						4:00 PM	2:00 PM
	4	209	82	6	23			3						8	320
<i>Comments:</i>															

LOCATION: 9. Cameron Park Dr to Ponderosa Rd SPECIFIC LOCATION: 0 ft from CITY/STATE: El Dorado Hills, CA														QC JOB #: 12004741 DIRECTION: EB DATE: Aug 29 2014	
Start Time	Motor-cycles	Cars & Trailer	2 Axle Long	Buses	2 Axle 6 Tire	3 Axle Single	4 Axle Single	<5 Axle Double	5 Axle Double	>6 Axle Double	<6 Axle Multi	6 Axle Multi	>6 Axle Multi	Not Classified	Total
12:00 AM	0	6	3	0	1	0	0	0	0	0	0	0	0	0	10
1:00 AM	0	4	0	0	0	0	0	0	0	0	0	0	0	1	5
2:00 AM	0	5	0	0	0	0	0	0	0	0	0	0	0	0	5
3:00 AM	0	1	0	0	0	0	0	0	0	0	0	0	0	0	1
4:00 AM	1	1	3	0	0	0	0	0	0	0	0	0	0	0	5
5:00 AM	0	12	2	0	2	0	0	0	0	0	0	0	0	0	16
6:00 AM	2	73	45	0	11	0	0	0	0	0	0	0	0	0	131
7:00 AM	2	92	48	2	12	0	0	1	0	0	0	0	0	3	160
8:00 AM	1	179	76	5	10	0	0	0	0	0	0	0	0	8	279
9:00 AM	4	81	44	2	11	0	0	4	0	0	0	0	0	2	148
10:00 AM	1	96	35	2	12	0	0	3	0	0	0	0	0	1	150
11:00 AM	2	108	37	1	13	0	0	2	0	0	0	0	0	3	166
12:00 PM	5	118	63	1	18	0	0	0	0	0	0	0	0	5	210
1:00 PM	3	121	61	1	15	0	0	1	0	0	0	0	0	3	205
2:00 PM	2	226	96	2	25	0	0	5	0	0	0	0	0	4	360
3:00 PM	2	209	65	8	30	0	0	4	0	0	0	0	0	10	328
4:00 PM	5	219	85	4	23	0	0	5	0	0	0	0	0	8	349
5:00 PM	6	244	64	2	32	0	0	1	0	0	0	0	0	9	358
6:00 PM	1	181	44	0	33	0	0	3	0	0	0	0	0	2	264
7:00 PM	3	97	31	0	11	0	0	2	0	0	0	0	0	3	147
8:00 PM	0	73	27	0	5	0	0	0	0	0	0	0	0	3	108
9:00 PM	0	66	23	0	3	0	0	0	0	0	0	0	0	1	93
10:00 PM	1	62	13	0	6	0	0	0	0	0	0	0	0	0	82
11:00 PM	0	35	10	0	4	0	0	1	0	0	0	0	0	0	50
Day Total	41	2309	875	30	277	0	0	32	0	0	0	0	0	66	3630
Percent	1.1%	63.6%	24.1%	0.8%	7.6%	0.0%	0.0%	0.9%	0.0%	0.0%	0.0%	0.0%	0.0%	1.8%	
ADT 3630															
AM Peak Volume	9:00 AM	8:00 AM	8:00 AM	8:00 AM	11:00 AM			9:00 AM						8:00 AM	8:00 AM
	4	179	76	5	13			4						8	279
PM Peak Volume	5:00 PM	5:00 PM	2:00 PM	3:00 PM	6:00 PM			2:00 PM						3:00 PM	2:00 PM
	6	244	96	8	33			5						10	360
<i>Comments:</i>															

LOCATION: 9. Cameron Park Dr to Ponderosa Rd													QC JOB #: 12004741		
SPECIFIC LOCATION: 0 ft from													DIRECTION: EB		
CITY/STATE: El Dorado Hills, CA													DATE: Aug 23 2014 - Aug 29 2014		
Start Time	Motor-cycles	Cars & Trailer	2 Axle Long	Buses	2 Axle 6 Tire	3 Axle Single	4 Axle Single	<5 Axle Double	5 Axle Double	>6 Axle Double	<6 Axle Multi	6 Axle Multi	>6 Axle Multi	Not Classified	Total
Grand Total	315	14247	5143	134	1484	9	0	130	4	0	0	0	0	362	21828
Percent	1.4%	65.3%	23.6%	0.6%	6.8%	0.0%	0.0%	0.6%	0.0%	0.0%	0.0%	0.0%	0.0%	1.7%	
ADT 3118															
<i>Comments:</i>															

Report generated on 9/2/2014 8:15 AM

SOURCE: Quality Counts, LLC (<http://www.qualitycounts.net>)



LOCATION: 9. Cameron Park Dr to Ponderosa Rd SPECIFIC LOCATION: 0 ft from CITY/STATE: El Dorado Hills, CA															QC JOB #: 12004741 DIRECTION: EB DATE: Aug 23 2014			
Start Time	1 15	16 20	21 25	26 30	31 35	36 40	41 45	46 50	51 55	56 60	61 65	66 70	71 75	76 999	Total	Pace Speed	Number in Pace	
12:00 AM	0	0	0	0	1	1	2	6	8	5	1	0	0	0	24	46-55	14	
1:00 AM	0	0	0	0	0	0	1	11	6	2	1	0	0	0	21	46-55	17	
2:00 AM	0	0	0	0	0	1	0	1	4	3	0	0	1	0	10	52-61	6	
3:00 AM	0	0	0	0	0	0	0	5	1	1	1	1	1	0	10	47-56	5	
4:00 AM	1	0	0	0	0	0	0	0	1	4	0	0	0	0	6	51-60	5	
5:00 AM	0	0	0	0	0	0	3	5	5	1	0	0	0	0	14	46-55	10	
6:00 AM	0	0	0	0	0	0	3	7	8	4	3	2	1	0	28	46-55	15	
7:00 AM	0	0	0	0	0	0	4	23	31	9	3	0	0	0	70	46-55	54	
8:00 AM	0	0	0	0	1	0	9	35	35	9	4	0	0	1	94	46-55	70	
9:00 AM	3	1	0	0	0	3	21	50	52	10	5	0	0	1	146	46-55	102	
10:00 AM	5	0	0	1	0	9	27	52	62	29	3	1	0	1	190	46-55	114	
11:00 AM	0	0	0	0	0	1	19	54	59	25	3	2	0	0	163	46-55	113	
12:00 PM	1	0	1	0	1	1	12	74	66	22	4	0	0	0	182	46-55	139	
1:00 PM	3	0	0	0	0	2	4	61	80	39	9	0	0	0	198	46-55	141	
2:00 PM	2	0	0	0	0	0	34	78	73	20	6	1	0	0	214	46-55	151	
3:00 PM	1	0	0	1	2	4	26	78	69	19	1	0	0	0	201	46-55	147	
4:00 PM	4	0	0	0	0	9	23	71	57	33	13	2	1	1	214	46-55	128	
5:00 PM	4	0	0	0	0	1	7	53	86	26	4	3	0	0	184	46-55	138	
6:00 PM	0	0	0	0	2	0	10	55	62	24	4	0	0	0	157	46-55	117	
7:00 PM	1	0	0	0	0	6	18	35	40	12	5	3	0	0	120	46-55	75	
8:00 PM	0	0	0	0	0	3	12	50	38	11	3	1	0	0	118	46-55	87	
9:00 PM	2	0	0	0	0	0	15	31	20	12	1	1	0	1	83	46-55	51	
10:00 PM	2	0	0	0	0	1	5	21	25	6	6	0	0	0	66	46-55	46	
11:00 PM	0	0	0	0	1	0	2	13	11	5	1	1	0	0	34	46-55	24	
Day Total	29	1	1	2	8	42	257	869	899	331	81	18	4	5	2547	46-55	1768	
Percent	1.1%	0.0%	0.0%	0.1%	0.3%	1.6%	10.1%	34.1%	35.3%	13.0%	3.2%	0.7%	0.2%	0.2%				
ADT 2547																		
AM Peak Volume	10:00 AM	9:00 AM	10:00 AM	12:00 AM	10:00 AM	10:00 AM	11:00 AM	10:00 AM	10:00 AM	10:00 AM	9:00 AM	6:00 AM	2:00 AM	8:00 AM	10:00 AM			
	5	1	1	1	9	27	54	62	29	5	2	1	1	190				
PM Peak Volume	4:00 PM	12:00 PM	3:00 PM	3:00 PM	4:00 PM	2:00 PM	2:00 PM	5:00 PM	1:00 PM	4:00 PM	5:00 PM	4:00 PM	4:00 PM	2:00 PM				
	4	1	1	2	9	34	78	86	39	13	3	1	1	214				
<i>Comments:</i>																		

LOCATION: 9. Cameron Park Dr to Ponderosa Rd SPECIFIC LOCATION: 0 ft from CITY/STATE: El Dorado Hills, CA															QC JOB #: 12004741 DIRECTION: EB DATE: Aug 24 2014			
Start Time	1 15	16 20	21 25	26 30	31 35	36 40	41 45	46 50	51 55	56 60	61 65	66 70	71 75	76 999	Total	Pace Speed	Number in Pace	
12:00 AM	0	0	0	0	1	0	3	3	7	6	4	0	0	0	24	52-61	12	
1:00 AM	0	0	0	0	0	0	1	6	4	0	1	0	0	0	12	46-55	10	
2:00 AM	0	0	1	0	0	0	0	1	2	2	1	0	0	0	7	51-60	4	
3:00 AM	0	0	0	0	0	0	1	0	2	1	0	1	0	0	5	51-60	3	
4:00 AM	0	0	0	0	0	0	1	1	2	0	0	0	0	0	4	46-55	3	
5:00 AM	0	0	0	0	0	2	2	0	2	0	0	0	0	0	6	36-45	4	
6:00 AM	0	0	0	1	0	0	2	11	3	3	1	1	0	0	22	46-55	14	
7:00 AM	0	0	0	0	0	1	3	14	21	7	3	0	2	0	51	46-55	35	
8:00 AM	0	0	0	0	0	4	9	31	25	12	2	0	0	1	84	46-55	56	
9:00 AM	4	0	0	0	0	2	16	41	43	14	2	1	0	0	123	46-55	83	
10:00 AM	5	0	0	0	0	2	26	61	53	23	2	2	0	0	174	46-55	113	
11:00 AM	3	0	0	0	0	1	16	59	57	17	7	0	0	0	160	46-55	116	
12:00 PM	9	0	0	0	0	3	24	64	59	25	3	0	0	0	187	46-55	123	
1:00 PM	4	0	0	1	0	3	21	73	74	30	9	2	0	1	218	46-55	147	
2:00 PM	0	0	0	0	1	1	15	73	72	25	8	0	0	0	195	46-55	145	
3:00 PM	3	0	0	0	0	0	16	60	60	27	8	0	0	0	174	46-55	120	
4:00 PM	4	0	0	0	0	0	15	58	56	22	6	0	0	1	162	46-55	113	
5:00 PM	1	0	0	1	0	2	12	61	56	37	4	2	0	0	176	46-55	116	
6:00 PM	2	0	0	0	0	1	16	33	58	28	4	0	2	0	144	46-55	90	
7:00 PM	1	0	0	0	0	5	8	23	51	11	5	2	1	1	108	46-55	74	
8:00 PM	2	0	0	0	0	0	21	38	22	6	3	0	0	0	92	46-55	60	
9:00 PM	1	0	0	0	0	2	11	30	18	12	3	1	0	0	78	46-55	47	
10:00 PM	0	0	0	0	0	1	4	12	15	7	2	0	0	0	41	46-55	27	
11:00 PM	0	0	0	0	1	0	2	4	8	5	0	0	0	1	21	51-60	13	
Day Total	39	0	1	3	3	30	245	757	770	320	78	12	5	5	2268	46-55	1527	
Percent	1.7%	0.0%	0.0%	0.1%	0.1%	1.3%	10.8%	33.4%	34.0%	14.1%	3.4%	0.5%	0.2%	0.2%				
ADT 2268																		
AM Peak Volume	10:00 AM	2:00 AM	6:00 AM	12:00 AM	8:00 AM	10:00 AM	10:00 AM	11:00 AM	10:00 AM	11:00 AM	10:00 AM	7:00 AM	8:00 AM	10:00 AM	174			
PM Peak Volume	12:00 PM	1:00 PM	2:00 PM	7:00 PM	12:00 PM	1:00 PM	1:00 PM	5:00 PM	1:00 PM	1:00 PM	6:00 PM	1:00 PM	1:00 PM	218				
<i>Comments:</i>																		

LOCATION: 9. Cameron Park Dr to Ponderosa Rd SPECIFIC LOCATION: 0 ft from CITY/STATE: El Dorado Hills, CA															QC JOB #: 12004741 DIRECTION: EB DATE: Aug 25 2014			
Start Time	1 15	16 20	21 25	26 30	31 35	36 40	41 45	46 50	51 55	56 60	61 65	66 70	71 75	76 999	Total	Pace Speed	Number in Pace	
12:00 AM	0	0	0	0	0	0	1	3	1	3	1	1	0	0	10	47-56	4	
1:00 AM	0	0	0	0	1	0	1	1	0	0	1	0	0	0	4	41-50	2	
2:00 AM	0	0	0	0	0	0	0	0	1	1	0	0	0	0	2	51-60	2	
3:00 AM	0	0	0	0	0	1	0	1	2	0	0	0	0	0	4	46-55	3	
4:00 AM	0	0	0	0	0	0	1	0	3	2	0	0	0	0	6	51-60	5	
5:00 AM	0	0	0	0	1	0	2	3	8	1	0	1	0	0	16	46-55	11	
6:00 AM	0	0	0	0	0	0	9	36	31	18	7	0	0	0	101	46-55	67	
7:00 AM	2	0	0	0	1	3	8	57	87	28	4	0	1	0	191	46-55	144	
8:00 AM	7	0	0	0	9	3	36	127	77	21	7	1	3	0	291	46-55	203	
9:00 AM	0	0	0	0	0	0	15	29	49	15	1	0	0	0	109	46-55	78	
10:00 AM	0	0	0	0	0	5	18	38	54	18	3	0	1	0	137	46-55	92	
11:00 AM	2	0	3	0	1	3	11	81	43	19	5	0	0	0	168	46-55	123	
12:00 PM	4	0	0	0	0	3	20	76	82	24	3	0	0	0	212	46-55	158	
1:00 PM	5	0	0	0	0	1	9	74	61	30	7	0	1	0	188	46-55	134	
2:00 PM	6	0	1	4	3	7	44	119	78	22	5	1	0	0	290	46-55	197	
3:00 PM	6	0	0	0	0	2	41	115	85	14	5	0	0	0	268	46-55	200	
4:00 PM	5	0	0	0	0	0	12	101	118	43	7	0	0	0	286	46-55	219	
5:00 PM	5	0	0	0	0	1	8	104	129	55	7	1	1	0	311	46-55	233	
6:00 PM	2	0	0	1	1	6	15	63	85	41	6	2	0	0	222	46-55	148	
7:00 PM	0	0	2	0	0	2	20	61	42	12	5	0	0	1	145	46-55	103	
8:00 PM	0	0	0	0	2	0	12	60	32	12	1	1	1	0	121	46-55	92	
9:00 PM	1	0	0	0	0	1	5	30	24	12	2	1	1	0	77	46-55	53	
10:00 PM	0	0	0	0	2	1	7	18	8	3	1	0	0	0	40	46-55	26	
11:00 PM	0	0	0	0	0	0	1	3	7	2	1	1	0	0	15	46-55	10	
Day Total	45	0	6	5	21	39	296	1200	1107	396	79	10	9	1	3214	46-55	2307	
Percent	1.4%	0.0%	0.2%	0.2%	0.7%	1.2%	9.2%	37.3%	34.4%	12.3%	2.5%	0.3%	0.3%	0.0%				
ADT 3214																		
AM Peak Volume	8:00 AM	11:00 AM		8:00 AM		10:00 AM	8:00 AM	8:00 AM	7:00 AM	7:00 AM	6:00 AM	12:00 AM	8:00 AM		8:00 AM			
	7	3		9		5	36	127	87	28	7	1	3		291			
PM Peak Volume	2:00 PM	7:00 PM		2:00 PM	2:00 PM	2:00 PM	2:00 PM	2:00 PM	5:00 PM	5:00 PM	1:00 PM	6:00 PM	1:00 PM	7:00 PM	5:00 PM			
	6	2		4	3	7	44	119	129	55	7	2	1	1	311			
<i>Comments:</i>																		

LOCATION: 9. Cameron Park Dr to Ponderosa Rd SPECIFIC LOCATION: 0 ft from CITY/STATE: El Dorado Hills, CA															QC JOB #: 12004741 DIRECTION: EB DATE: Aug 26 2014			
Start Time	1 15	16 20	21 25	26 30	31 35	36 40	41 45	46 50	51 55	56 60	61 65	66 70	71 75	76 999	Total	Pace Speed	Number in Pace	
12:00 AM	0	0	0	0	0	1	3	5	4	0	0	1	0	0	14	46-55	9	
1:00 AM	0	0	0	0	0	0	0	0	3	0	0	0	1	0	4	46-55	3	
2:00 AM	0	0	0	0	0	0	0	1	0	1	0	2	0	0	4	61-70	2	
3:00 AM	0	0	0	0	0	0	1	1	0	0	0	0	1	0	3	41-50	2	
4:00 AM	0	0	0	0	0	0	0	1	1	2	0	0	0	0	4	51-60	3	
5:00 AM	0	0	0	0	0	0	1	7	2	3	0	1	0	0	14	47-56	8	
6:00 AM	3	0	0	0	0	1	8	46	36	15	6	3	0	0	118	46-55	81	
7:00 AM	3	0	0	0	0	2	9	52	55	22	4	1	1	0	149	46-55	107	
8:00 AM	8	0	0	0	1	2	38	139	79	24	4	0	0	0	295	46-55	218	
9:00 AM	3	0	1	0	1	2	17	61	44	8	0	1	0	0	138	46-55	105	
10:00 AM	1	0	0	1	0	3	15	54	46	13	0	0	0	0	133	46-55	99	
11:00 AM	5	0	0	0	0	2	20	71	41	10	3	1	0	0	153	46-55	111	
12:00 PM	3	0	0	0	0	4	19	85	86	20	5	2	0	0	224	46-55	170	
1:00 PM	3	0	0	1	0	4	7	68	54	19	5	0	0	0	161	46-55	122	
2:00 PM	7	0	0	0	0	9	53	138	99	21	3	0	0	0	330	46-55	237	
3:00 PM	8	0	0	4	4	0	25	111	99	38	3	0	0	0	292	46-55	210	
4:00 PM	3	0	0	0	1	1	29	112	114	35	7	1	0	0	303	46-55	226	
5:00 PM	4	0	0	0	2	3	20	116	135	47	4	3	0	0	334	46-55	251	
6:00 PM	3	0	0	0	0	0	29	67	66	29	12	0	1	0	207	46-55	132	
7:00 PM	4	0	1	0	0	5	25	60	56	17	7	2	0	0	177	46-55	115	
8:00 PM	0	0	0	0	1	4	16	54	40	16	1	0	0	0	132	46-55	94	
9:00 PM	2	0	0	0	0	6	13	36	26	13	2	0	1	0	99	46-55	62	
10:00 PM	0	0	0	0	0	1	5	9	12	3	1	0	1	0	32	46-55	20	
11:00 PM	0	0	0	0	0	0	3	5	7	3	2	0	0	1	21	48-57	11	
Day Total	60	0	2	6	10	50	356	1299	1105	359	69	18	6	1	3341	46-55	2404	
Percent	1.8%	0.0%	0.1%	0.2%	0.3%	1.5%	10.7%	38.9%	33.1%	10.7%	2.1%	0.5%	0.2%	0.0%				
ADT 3341																		
AM Peak Volume	8:00 AM	9:00 AM	10:00 AM	8:00 AM	10:00 AM	8:00 AM	8:00 AM	8:00 AM	8:00 AM	8:00 AM	6:00 AM	6:00 AM	1:00 AM		8:00 AM			
	8	1	1	1	3	38	139	79	24	6	3	1		295				
PM Peak Volume	3:00 PM	7:00 PM	3:00 PM	3:00 PM	2:00 PM	2:00 PM	2:00 PM	5:00 PM	5:00 PM	6:00 PM	5:00 PM	6:00 PM	11:00 PM		5:00 PM			
	8	1	4	4	9	53	138	135	47	12	3	1	1		334			
<i>Comments:</i>																		

LOCATION: 9. Cameron Park Dr to Ponderosa Rd SPECIFIC LOCATION: 0 ft from CITY/STATE: El Dorado Hills, CA															QC JOB #: 12004741 DIRECTION: EB DATE: Aug 27 2014			
Start Time	1 15	16 20	21 25	26 30	31 35	36 40	41 45	46 50	51 55	56 60	61 65	66 70	71 75	76 999	Total	Pace Speed	Number in Pace	
12:00 AM	0	0	0	0	0	0	2	3	3	2	0	0	0	0	10	51-60	5	
1:00 AM	0	0	0	0	0	0	0	1	1	0	0	1	0	0	3	46-55	2	
2:00 AM	0	0	0	0	0	0	0	1	0	1	0	0	1	0	3	41-50	1	
3:00 AM	0	0	0	0	0	0	0	1	2	1	0	1	1	0	6	51-60	3	
4:00 AM	0	0	0	0	0	0	1	1	1	0	1	0	0	0	4	46-55	2	
5:00 AM	0	0	0	0	0	0	3	4	6	0	0	0	0	0	13	47-56	9	
6:00 AM	2	0	0	0	0	1	12	37	50	18	5	1	0	0	126	46-55	87	
7:00 AM	0	0	0	1	5	11	13	47	71	16	3	3	1	0	171	46-55	117	
8:00 AM	6	0	0	2	0	5	52	139	65	20	1	0	0	0	290	46-55	204	
9:00 AM	1	0	0	0	0	5	27	60	42	9	4	1	0	0	149	46-55	102	
10:00 AM	2	0	0	0	0	2	12	48	55	18	3	0	1	0	141	46-55	103	
11:00 AM	6	0	0	0	0	2	17	67	48	14	7	1	0	0	162	46-55	114	
12:00 PM	3	0	2	0	3	3	28	77	67	8	2	1	0	0	194	46-55	144	
1:00 PM	5	0	0	0	1	2	32	72	57	18	2	1	0	0	190	46-55	129	
2:00 PM	3	0	0	0	1	5	51	150	90	21	1	0	0	0	322	46-55	240	
3:00 PM	6	0	0	0	0	6	29	116	102	20	4	1	0	0	284	46-55	217	
4:00 PM	5	0	0	0	0	0	12	122	123	44	11	1	1	0	319	46-55	245	
5:00 PM	4	0	0	2	1	4	23	88	105	39	21	1	0	0	288	46-55	193	
6:00 PM	2	0	0	0	0	3	25	89	105	36	7	1	0	0	268	46-55	194	
7:00 PM	4	0	0	0	0	3	16	61	80	16	3	1	0	0	184	46-55	141	
8:00 PM	1	0	1	0	0	2	20	64	35	8	2	0	0	1	134	46-55	99	
9:00 PM	1	0	0	0	0	0	16	31	31	11	0	1	0	1	92	46-55	62	
10:00 PM	0	0	0	3	8	8	4	8	10	4	1	0	0	0	46	46-55	18	
11:00 PM	0	0	0	0	0	0	2	8	5	2	0	0	0	0	17	46-55	13	
Day Total	51	0	3	8	19	62	397	1295	1154	326	78	16	5	2	3416	46-55	2449	
Percent	1.5%	0.0%	0.1%	0.2%	0.6%	1.8%	11.6%	37.9%	33.8%	9.5%	2.3%	0.5%	0.1%	0.1%				
ADT 3416																		
AM Peak Volume	8:00 AM	8:00 AM			7:00 AM	7:00 AM	8:00 AM	8:00 AM	7:00 AM	8:00 AM	11:00 AM	7:00 AM	2:00 AM	8:00 AM				
	6	2			5	11	52	139	71	20	7	3	1	290				
PM Peak Volume	3:00 PM	12:00 PM		10:00 PM	10:00 PM	10:00 PM	2:00 PM	2:00 PM	4:00 PM	4:00 PM	5:00 PM	12:00 PM	4:00 PM	8:00 PM	322			
	6	2		3	8	8	51	150	123	44	21	1	1	1				
<i>Comments:</i>																		

LOCATION: 9. Cameron Park Dr to Ponderosa Rd SPECIFIC LOCATION: 0 ft from CITY/STATE: El Dorado Hills, CA															QC JOB #: 12004741 DIRECTION: EB DATE: Aug 28 2014			
Start Time	15	16	21	26	31	36	41	46	51	56	61	66	71	76	Total	Pace Speed	Number in Pace	
	15	20	25	30	35	40	45	50	55	60	65	70	75	999				
12:00 AM	0	0	0	0	0	0	5	7	2	1	1	0	0	0	16	42-51	11	
1:00 AM	0	0	0	0	0	0	1	1	2	1	1	0	0	0	6	51-60	3	
2:00 AM	0	0	0	0	0	0	0	1	0	0	0	0	0	0	1	41-50	1	
3:00 AM	0	0	0	0	0	0	1	2	2	2	0	1	0	0	8	51-60	4	
4:00 AM	0	0	0	0	0	0	1	1	2	2	0	0	0	0	6	51-60	4	
5:00 AM	1	0	0	0	0	0	3	6	4	0	0	0	0	0	14	46-55	10	
6:00 AM	2	0	0	2	0	0	3	55	52	17	9	3	0	0	143	46-55	107	
7:00 AM	5	0	0	1	0	1	23	57	64	20	6	1	0	0	178	46-55	121	
8:00 AM	10	0	0	0	1	4	57	123	72	12	1	0	0	0	280	46-55	194	
9:00 AM	2	0	0	0	3	4	30	62	49	10	3	0	0	0	163	46-55	111	
10:00 AM	0	1	0	1	0	3	12	56	42	15	7	0	0	0	137	46-55	98	
11:00 AM	4	0	0	0	1	4	11	77	52	21	2	0	0	0	172	46-55	129	
12:00 PM	3	0	0	0	0	0	24	94	54	30	3	2	2	0	212	46-55	148	
1:00 PM	3	0	0	2	4	0	23	61	51	21	4	0	0	0	169	46-55	111	
2:00 PM	4	0	0	0	1	3	48	129	111	21	3	0	0	0	320	46-55	239	
3:00 PM	5	0	0	0	0	3	28	100	91	37	7	1	0	0	272	46-55	190	
4:00 PM	8	0	0	0	0	3	13	110	129	40	3	0	1	1	308	46-55	239	
5:00 PM	7	0	0	0	0	1	19	83	125	59	9	3	2	0	308	46-55	208	
6:00 PM	4	0	1	0	0	1	29	78	85	35	9	1	0	0	243	46-55	163	
7:00 PM	2	0	0	1	1	2	7	47	49	15	4	1	2	0	131	46-55	96	
8:00 PM	2	0	1	0	0	5	27	72	25	7	5	0	0	0	144	41-50	99	
9:00 PM	0	0	0	0	0	1	6	36	35	9	1	0	0	0	88	46-55	71	
10:00 PM	0	0	0	0	0	0	6	25	19	12	2	0	1	1	66	46-55	43	
11:00 PM	0	0	0	0	0	1	4	7	7	7	0	1	0	0	27	51-60	13	
Day Total	62	1	2	7	11	36	381	1290	1124	394	80	14	8	2	3412	46-55	2414	
Percent	1.8%	0.0%	0.1%	0.2%	0.3%	1.1%	11.2%	37.8%	32.9%	11.5%	2.3%	0.4%	0.2%	0.1%				
ADT 3412																		
AM Peak Volume	8:00 AM	10:00 AM		6:00 AM	9:00 AM	8:00 AM	8:00 AM	8:00 AM	8:00 AM	11:00 AM	6:00 AM	6:00 AM			8:00 AM			
	10	1		2	3	4	57	123	72	21	9	3			280			
PM Peak Volume	4:00 PM		6:00 PM	1:00 PM	1:00 PM	8:00 PM	2:00 PM	2:00 PM	4:00 PM	5:00 PM	5:00 PM	5:00 PM	12:00 PM	4:00 PM	2:00 PM			
	8		1	2	4	5	48	129	129	59	9	3	2	1	320			
<i>Comments:</i>																		

LOCATION: 9. Cameron Park Dr to Ponderosa Rd SPECIFIC LOCATION: 0 ft from CITY/STATE: El Dorado Hills, CA															QC JOB #: 12004741 DIRECTION: EB DATE: Aug 29 2014			
Start Time	15	20	25	30	35	40	45	50	55	60	65	70	75	999	Total	Pace Speed	Number in Pace	
12:00 AM	0	0	0	0	0	0	2	4	2	1	1	0	0	0	10	46-55	6	
1:00 AM	1	0	0	0	0	0	0	0	3	1	0	0	0	0	5	51-60	4	
2:00 AM	0	0	0	0	0	0	1	1	2	1	0	0	0	0	5	51-60	3	
3:00 AM	0	0	0	0	0	0	1	0	0	0	0	0	0	0	1	36-45	1	
4:00 AM	0	0	0	0	0	1	0	3	0	1	0	0	0	0	5	41-50	3	
5:00 AM	0	0	0	0	0	0	5	4	6	0	0	1	0	0	16	47-56	9	
6:00 AM	0	0	0	0	0	4	12	53	40	14	4	2	2	0	131	46-55	93	
7:00 AM	3	0	0	0	0	0	11	48	60	27	9	2	0	0	160	46-55	108	
8:00 AM	8	0	0	0	0	2	50	136	59	22	2	0	0	0	279	46-55	195	
9:00 AM	2	0	0	0	2	5	25	47	49	14	3	1	0	0	148	46-55	96	
10:00 AM	1	0	0	0	0	2	30	53	51	10	1	2	0	0	150	46-55	103	
11:00 AM	3	0	0	0	0	1	25	65	50	16	2	4	0	0	166	46-55	115	
12:00 PM	5	0	0	0	1	4	41	80	62	15	2	0	0	0	210	46-55	142	
1:00 PM	3	0	0	0	0	2	28	79	57	34	2	0	0	0	205	46-55	136	
2:00 PM	4	0	0	0	0	9	65	162	100	17	3	0	0	0	360	46-55	262	
3:00 PM	10	0	0	0	0	3	34	128	115	31	7	0	0	0	328	46-55	243	
4:00 PM	8	0	0	1	0	3	26	143	122	40	4	1	1	0	349	46-55	264	
5:00 PM	8	0	0	0	1	3	27	119	128	60	11	1	0	0	358	46-55	247	
6:00 PM	2	0	0	0	1	2	26	81	98	39	6	5	2	2	264	46-55	179	
7:00 PM	3	0	0	0	0	4	19	48	48	19	3	2	0	1	147	46-55	95	
8:00 PM	3	0	0	0	0	6	19	43	24	10	1	1	0	1	108	46-55	67	
9:00 PM	1	0	0	0	1	1	27	29	23	8	1	0	2	0	93	42-51	55	
10:00 PM	0	0	0	0	1	1	8	29	27	13	2	1	0	0	82	46-55	56	
11:00 PM	0	0	0	0	0	1	4	19	20	1	2	2	1	0	50	46-55	39	
Day Total	65	0	0	1	7	54	486	1374	1146	394	66	25	8	4	3630	46-55	2519	
Percent	1.8%	0.0%	0.0%	0.0%	0.2%	1.5%	13.4%	37.9%	31.6%	10.9%	1.8%	0.7%	0.2%	0.1%				
ADT 3630																		
AM Peak Volume	8:00 AM					9:00 AM	9:00 AM	8:00 AM	8:00 AM	7:00 AM	7:00 AM	7:00 AM	11:00 AM	6:00 AM	8:00 AM	279		
PM Peak Volume	3:00 PM	4:00 PM		12:00 PM	2:00 PM	2:00 PM	2:00 PM	5:00 PM	5:00 PM	5:00 PM	6:00 PM	6:00 PM	6:00 PM	2:00 PM	360			
Comments:																		

LOCATION: 9. Cameron Park Dr to Ponderosa Rd														QC JOB #: 12004741			
SPECIFIC LOCATION: 0 ft from														DIRECTION: EB			
CITY/STATE: El Dorado Hills, CA														DATE: Aug 23 2014 - Aug 29 2014			
Start Time	1 15	16 20	21 25	26 30	31 35	36 40	41 45	46 50	51 55	56 60	61 65	66 70	71 75	76 999	Total	Pace Speed	Number in Pace
Grand Total	351	2	15	32	79	313	2418	8084	7305	2520	531	113	45	20	21828	46-55	15389
Percent	1.6%	0.0%	0.1%	0.1%	0.4%	1.4%	11.1%	37.0%	33.5%	11.5%	2.4%	0.5%	0.2%	0.1%			
Cumulative Percent	1.6%	1.6%	1.7%	1.8%	2.2%	3.6%	14.7%	51.7%	85.2%	96.8%	99.2%	99.7%	99.9%	100.0%			
ADT 3118															85th Percentile 54 MPH Mean Speed(Average): 49 MPH Median 49 MPH Mode: 48 MPH		
Comments:																	

Report generated on 9/2/2014 8:15 AM

SOURCE: Quality Counts, LLC (<http://www.qualitycounts.net>)



LOCATION: 10. Ponderosa Rd to N Shingle Rd SPECIFIC LOCATION: 0 ft from CITY/STATE: El Dorado Hills, CA							QC JOB #: 12004742 DIRECTION: WB DATE: May 03 2014 - May 04 2014			
Start Time	Mon	Tue	Wed	Thu	Fri	Average Weekday Hourly Traffic	Sat 03-May-14	Sun 04-May-14	Average Week Hourly Traffic	Average Week Profile
12:00 AM						0	15	12	14	
1:00 AM						0	1	3	2	
2:00 AM						0	2	1	2	
3:00 AM						0	3	3	3	
4:00 AM						0	6	5	6	
5:00 AM						0	14	9	12	
6:00 AM						0	31	25	28	
7:00 AM						0	67	62	65	
8:00 AM						0	125	72	99	
9:00 AM						0	124	113	119	
10:00 AM						0	172	113	143	
11:00 AM						0	122	165	144	
12:00 PM						0	159	135	147	
1:00 PM						0	168	125	147	
2:00 PM						0	150	143	147	
3:00 PM						0	162	134	148	
4:00 PM						0	141	147	144	
5:00 PM						0	142	127	135	
6:00 PM						0	106	96	101	
7:00 PM						0	101	94	98	
8:00 PM						0	84	70	77	
9:00 PM						0	55	27	41	
10:00 PM						0	46	19	33	
11:00 PM						0	26	8	17	
Day Total						0	2022	1708	1872	
% Weekday Average										
% Week Average						0.0%	108.0%	91.2%		
AM Peak						12:00 AM	10:00 AM	11:00 AM	11:00 AM	
Volume						0	172	165	144	
PM Peak						12:00 PM	1:00 PM	4:00 PM	3:00 PM	
Volume						0	168	147	148	
<i>Comments:</i>										

LOCATION: 10. Ponderosa Rd to N Shingle Rd SPECIFIC LOCATION: 0 ft from CITY/STATE: El Dorado Hills, CA						QC JOB #: 12004742 DIRECTION: WB DATE: May 05 2014 - May 09 2014				
Start Time	Mon 05-May-14	Tue 06-May-14	Wed 07-May-14	Thu 08-May-14	Fri 09-May-14	Average Weekday Hourly Traffic	Sat	Sun	Average Week Hourly Traffic	Average Week Profile
12:00 AM	6	3	8	4	9	6			6	
1:00 AM	2	1	3	0	3	2			2	
2:00 AM	6	2	0	0	3	2			2	
3:00 AM	2	2	1	7	3	3			3	
4:00 AM	14	8	11	15	10	12			12	
5:00 AM	42	51	40	44	39	43			43	
6:00 AM	117	120	127	139	110	123			123	
7:00 AM	177	196	178	194	168	183			183	
8:00 AM	194	185	192	169	173	183			183	
9:00 AM	122	116	105	147	134	125			125	
10:00 AM	121	134	137	129	124	129			129	
11:00 AM	125	107	145	127	118	124			124	
12:00 PM	145	141	134	137	109	133			133	
1:00 PM	129	123	137	114	133	127			127	
2:00 PM	138	172	161	163	157	158			158	
3:00 PM	135	127	156	123	161	140			140	
4:00 PM	162	162	144	178	158	161			161	
5:00 PM	157	166	164	167	195	170			170	
6:00 PM	85	111	117	105	120	108			108	
7:00 PM	88	70	108	71	71	82			82	
8:00 PM	62	60	82	68	82	71			71	
9:00 PM	45	48	51	71	67	56			56	
10:00 PM	16	25	17	21	34	23			23	
11:00 PM	14	6	12	6	22	12			12	
Day Total	2104	2136	2230	2199	2203	2176			2176	
% Weekday Average		98.2%	102.5%	101.1%	101.2%					
% Week Average	112.4%	98.2%	102.5%	101.1%	101.2%	100.0%				
AM Peak	8:00 AM	7:00 AM	8:00 AM	7:00 AM	8:00 AM	7:00 AM			7:00 AM	
Volume	194	196	192	194	173	183			183	
PM Peak	4:00 PM	2:00 PM	5:00 PM	4:00 PM	5:00 PM	5:00 PM			5:00 PM	
Volume	162	172	164	178	195	170			170	
<i>Comments:</i>										

LOCATION: 10. Ponderosa Rd to N Shingle Rd
SPECIFIC LOCATION: 0 ft from
CITY/STATE: El Dorado Hills, CA

QC JOB #: 12004742
DIRECTION: WB
DATE: Apr 28 2014 - May 02 2014

Start Time	Mon 28-Apr-14	Tue 29-Apr-14	Wed 30-Apr-14	Thu 01-May-14	Fri 02-May-14	Average Weekday Hourly Traffic		Average Weekday Profile
12:00 AM	6	3	8	4	9	6		
1:00 AM	2	1	3	0	3	2		
2:00 AM	6	2	0	0	3	2		
3:00 AM	2	2	1	7	3	3		
4:00 AM	14	8	11	15	10	12		
5:00 AM	42	51	40	44	39	43		
6:00 AM	117	120	127	139	110	123		
7:00 AM	177	196	178	194	168	183		
8:00 AM	194	185	192	169	173	183		
9:00 AM	122	116	105	147	134	125		
10:00 AM	121	134	137	129	124	129		
11:00 AM	125	107	145	127	118	124		
12:00 PM	145	141	134	137	109	133		
1:00 PM	129	123	137	114	133	127		
2:00 PM	138	172	161	163	157	158		
3:00 PM	135	127	156	123	161	140		
4:00 PM	162	162	144	178	158	161		
5:00 PM	157	166	164	167	195	170		
6:00 PM	85	111	117	105	120	108		
7:00 PM	88	70	108	71	71	82		
8:00 PM	62	60	82	68	82	71		
9:00 PM	45	48	51	71	67	56		
10:00 PM	16	25	17	21	34	23		
11:00 PM	14	6	12	6	22	12		
Day Total	2104	2136	2230	2199	2203	2176		
% Weekday Average	96.7%	98.2%	102.5%	101.1%	101.2%			
% Week Average								
AM Peak Volume	8:00 AM 194	7:00 AM 196	8:00 AM 192	7:00 AM 194	8:00 AM 173	7:00 AM 183		
PM Peak Volume	4:00 PM 162	2:00 PM 172	5:00 PM 164	4:00 PM 178	5:00 PM 195	5:00 PM 170		

Comments:

SUMMARY - Tube Count - Volume Data (Weekend)

LOCATION: 10. Ponderosa Rd to N Shingle Rd SPECIFIC LOCATION: 0 ft from CITY/STATE: El Dorado Hills, CA				QC JOB #: 12004742 DIRECTION: WB DATE: May 03 2014 - May 04 2014		
Start Time			Sat 03-May-14	Sun 04-May-14	Average Weekend Hourly Traffic	Average Weekend Profile
12:00 AM			15	12	14	
1:00 AM			1	3	2	
2:00 AM			2	1	2	
3:00 AM			3	3	3	
4:00 AM			6	5	6	
5:00 AM			14	9	12	
6:00 AM			31	25	28	
7:00 AM			67	62	65	
8:00 AM			125	72	99	
9:00 AM			124	113	119	
10:00 AM			172	113	143	
11:00 AM			122	165	144	
12:00 PM			159	135	147	
1:00 PM			168	125	147	
2:00 PM			150	143	147	
3:00 PM			162	134	148	
4:00 PM			141	147	144	
5:00 PM			142	127	135	
6:00 PM			106	96	101	
7:00 PM			101	94	98	
8:00 PM			84	70	77	
9:00 PM			55	27	41	
10:00 PM			46	19	33	
11:00 PM			26	8	17	
Day Total			2022	1708	1872	
% Weekday Average						
% Week Average			108.0%	91.2%		
AM Peak Volume			10:00 AM 172	11:00 AM 165	11:00 AM 144	
PM Peak Volume			1:00 PM 168	4:00 PM 147	3:00 PM 148	
<i>Comments:</i>						

LOCATION: 10. Ponderosa Rd to N Shingle Rd
SPECIFIC LOCATION: 0 ft from
CITY/STATE: El Dorado Hills, CA

QC JOB #: 12004742
DIRECTION: WB
DATE: Apr 28 2014 - May 04 2014

Start Time	Mon 28-Apr-14	Tue 29-Apr-14	Wed 30-Apr-14	Thu 01-May-14	Fri 02-May-14	Average Weekday Hourly Traffic	Sat 03-May-14	Sun 04-May-14	Average Week Hourly Traffic	Average Week Profile
12:00 AM	6	3	8	4	9	6	15	12	8	
1:00 AM	2	1	3	0	3	2	1	3	2	
2:00 AM	6	2	0	0	3	2	2	1	2	
3:00 AM	2	2	1	7	3	3	3	3	3	
4:00 AM	14	8	11	15	10	12	6	5	10	
5:00 AM	42	51	40	44	39	43	14	9	34	
6:00 AM	117	120	127	139	110	123	31	25	96	
7:00 AM	177	196	178	194	168	183	67	62	149	
8:00 AM	194	185	192	169	173	183	125	72	159	
9:00 AM	122	116	105	147	134	125	124	113	123	
10:00 AM	121	134	137	129	124	129	172	113	133	
11:00 AM	125	107	145	127	118	124	122	165	130	
12:00 PM	145	141	134	137	109	133	159	135	137	
1:00 PM	129	123	137	114	133	127	168	125	133	
2:00 PM	138	172	161	163	157	158	150	143	155	
3:00 PM	135	127	156	123	161	140	162	134	143	
4:00 PM	162	162	144	178	158	161	141	147	156	
5:00 PM	157	166	164	167	195	170	142	127	160	
6:00 PM	85	111	117	105	120	108	106	96	106	
7:00 PM	88	70	108	71	71	82	101	94	86	
8:00 PM	62	60	82	68	82	71	84	70	73	
9:00 PM	45	48	51	71	67	56	55	27	52	
10:00 PM	16	25	17	21	34	23	46	19	25	
11:00 PM	14	6	12	6	22	12	26	8	13	
Day Total	2104	2136	2230	2199	2203	2176	2022	1708	2088	
% Weekday Average	96.7%	98.2%	102.5%	101.1%	101.2%					
% Week Average	100.8%	102.3%	106.8%	105.3%	105.5%	104.2%	96.8%	81.8%		
AM Peak Volume	8:00 AM 194	7:00 AM 196	8:00 AM 192	7:00 AM 194	8:00 AM 173	7:00 AM 183	10:00 AM 172	11:00 AM 165	8:00 AM 159	
PM Peak Volume	4:00 PM 162	2:00 PM 172	5:00 PM 164	4:00 PM 178	5:00 PM 195	5:00 PM 170	1:00 PM 168	4:00 PM 147	5:00 PM 160	

Comments:

LOCATION: 10. Ponderosa Rd to N Shingle Rd SPECIFIC LOCATION: 0 ft from CITY/STATE: El Dorado Hills, CA														QC JOB #: 12004742 DIRECTION: WB DATE: May 03 2014	
Start Time	Motor-cycles	Cars & Trailer	2 Axle Long	Buses	2 Axle 6 Tire	3 Axle Single	4 Axle Single	<5 Axle Double	5 Axle Double	>6 Axle Double	<6 Axle Multi	6 Axle Multi	>6 Axle Multi	Not Classified	Total
12:00 AM	0	11	3	0	1	0	0	0	0	0	0	0	0	0	15
1:00 AM	0	0	1	0	0	0	0	0	0	0	0	0	0	0	1
2:00 AM	0	2	0	0	0	0	0	0	0	0	0	0	0	0	2
3:00 AM	0	3	0	0	0	0	0	0	0	0	0	0	0	0	3
4:00 AM	0	6	0	0	0	0	0	0	0	0	0	0	0	0	6
5:00 AM	0	8	4	0	1	0	0	0	0	0	0	0	0	1	14
6:00 AM	0	19	7	0	2	0	0	1	0	0	0	0	0	2	31
7:00 AM	0	49	11	0	5	0	0	0	0	0	0	0	0	2	67
8:00 AM	0	87	29	0	5	0	0	2	0	0	0	0	0	2	125
9:00 AM	0	94	20	0	9	0	0	1	0	0	0	0	0	0	124
10:00 AM	0	116	27	1	19	1	0	2	0	0	0	0	0	6	172
11:00 AM	0	90	20	0	4	0	0	0	0	0	0	0	0	8	122
12:00 PM	1	109	33	0	6	0	0	3	0	0	0	0	0	7	159
1:00 PM	2	110	36	1	5	0	0	0	0	0	0	0	0	14	168
2:00 PM	2	95	31	1	9	0	0	2	0	0	0	0	0	10	150
3:00 PM	0	106	35	0	9	0	0	1	0	0	0	0	0	11	162
4:00 PM	0	96	34	0	5	0	0	1	0	0	0	0	0	5	141
5:00 PM	0	106	26	0	6	0	0	0	0	0	0	0	0	4	142
6:00 PM	1	65	28	0	3	0	0	0	0	0	0	0	0	9	106
7:00 PM	0	84	9	0	4	0	0	0	0	0	0	0	0	4	101
8:00 PM	0	55	20	0	4	0	0	0	0	0	0	0	0	5	84
9:00 PM	0	40	8	0	4	0	0	0	0	0	0	0	0	3	55
10:00 PM	0	34	9	0	2	0	0	0	0	0	0	0	0	1	46
11:00 PM	0	18	7	0	1	0	0	0	0	0	0	0	0	0	26
Day Total	6	1403	398	3	104	1	0	13	0	0	0	0	0	94	2022
Percent	0.3%	69.4%	19.7%	0.1%	5.1%	0.0%	0.0%	0.6%	0.0%	0.0%	0.0%	0.0%	0.0%	4.6%	
ADT 2022															
AM Peak	10:00 AM		8:00 AM	10:00 AM	10:00 AM	10:00 AM	8:00 AM						11:00 AM	10:00 AM	
Volume	116		29	1	19	1	2						8	172	
PM Peak	1:00 PM	1:00 PM	1:00 PM	1:00 PM	2:00 PM		12:00 PM						1:00 PM	1:00 PM	
Volume	2	110	36	1	9		3						14	168	
<i>Comments:</i>															

LOCATION: 10. Ponderosa Rd to N Shingle Rd SPECIFIC LOCATION: 0 ft from CITY/STATE: El Dorado Hills, CA														QC JOB #: 12004742 DIRECTION: WB DATE: May 04 2014	
Start Time	Motor-cycles	Cars & Trailer	2 Axle Long	Buses	2 Axle 6 Tire	3 Axle Single	4 Axle Single	<5 Axle Double	5 Axle Double	>6 Axle Double	<6 Axle Multi	6 Axle Multi	>6 Axle Multi	Not Classified	Total
12:00 AM	0	11	0	0	0	0	0	0	0	0	0	0	0	1	12
1:00 AM	0	3	0	0	0	0	0	0	0	0	0	0	0	0	3
2:00 AM	0	1	0	0	0	0	0	0	0	0	0	0	0	0	1
3:00 AM	0	1	2	0	0	0	0	0	0	0	0	0	0	0	3
4:00 AM	0	4	0	0	1	0	0	0	0	0	0	0	0	0	5
5:00 AM	0	4	3	0	2	0	0	0	0	0	0	0	0	0	9
6:00 AM	0	18	4	0	3	0	0	0	0	0	0	0	0	0	25
7:00 AM	0	42	13	0	7	0	0	0	0	0	0	0	0	0	62
8:00 AM	0	46	18	0	6	0	0	1	0	0	0	0	0	1	72
9:00 AM	0	80	19	0	8	0	0	0	0	0	0	0	0	6	113
10:00 AM	0	69	31	0	8	0	0	0	0	0	0	0	0	5	113
11:00 AM	0	115	31	0	8	0	0	1	0	0	0	0	0	10	165
12:00 PM	0	86	29	1	6	0	0	2	0	0	0	0	0	11	135
1:00 PM	0	85	29	1	3	0	0	2	0	0	0	0	0	5	125
2:00 PM	1	86	40	1	4	0	0	2	0	0	0	0	0	9	143
3:00 PM	2	80	34	0	13	0	0	2	0	0	0	0	0	3	134
4:00 PM	0	105	24	0	7	0	0	1	0	0	0	0	0	10	147
5:00 PM	0	82	24	0	10	0	0	3	0	0	0	0	0	8	127
6:00 PM	0	67	20	0	6	0	0	1	0	0	0	0	0	2	96
7:00 PM	0	67	19	0	2	0	0	2	0	0	0	0	0	4	94
8:00 PM	0	55	11	0	3	0	0	1	0	0	0	0	0	0	70
9:00 PM	0	20	5	0	1	0	0	0	0	0	0	0	0	1	27
10:00 PM	0	13	5	0	0	0	0	0	0	0	0	0	0	1	19
11:00 PM	0	7	1	0	0	0	0	0	0	0	0	0	0	0	8
Day Total	3	1147	362	3	98	0	0	18	0	0	0	0	0	77	1708
Percent	0.2%	67.2%	21.2%	0.2%	5.7%	0.0%	0.0%	1.1%	0.0%	0.0%	0.0%	0.0%	0.0%	4.5%	
ADT 1708															
AM Peak Volume	11:00 AM		10:00 AM		9:00 AM		8:00 AM						11:00 AM		11:00 AM
	115		31		8		1						10		165
PM Peak Volume	3:00 PM	4:00 PM	2:00 PM	12:00 PM	3:00 PM	5:00 PM						12:00 PM		4:00 PM	
	2	105	40	1	13	3						11		147	
<i>Comments:</i>															

LOCATION: 10. Ponderosa Rd to N Shingle Rd SPECIFIC LOCATION: 0 ft from CITY/STATE: El Dorado Hills, CA														QC JOB #: 12004742 DIRECTION: WB DATE: May 05 2014	
Start Time	Motor-cycles	Cars & Trailer	2 Axle Long	Buses	2 Axle 6 Tire	3 Axle Single	4 Axle Single	<5 Axle Double	5 Axle Double	>6 Axle Double	<6 Axle Multi	6 Axle Multi	>6 Axle Multi	Not Classified	Total
12:00 AM	0	6	0	0	0	0	0	0	0	0	0	0	0	0	6
1:00 AM	0	2	0	0	0	0	0	0	0	0	0	0	0	0	2
2:00 AM	0	4	0	0	2	0	0	0	0	0	0	0	0	0	6
3:00 AM	0	2	0	0	0	0	0	0	0	0	0	0	0	0	2
4:00 AM	0	7	2	0	3	0	0	1	0	0	0	0	0	1	14
5:00 AM	0	27	10	0	4	0	0	0	0	0	0	0	0	1	42
6:00 AM	0	68	29	2	14	0	1	0	0	0	0	0	0	3	117
7:00 AM	0	117	42	0	11	0	0	2	0	0	0	0	0	5	177
8:00 AM	0	125	50	1	13	0	0	1	0	0	0	0	0	4	194
9:00 AM	0	73	32	0	13	0	0	1	0	0	0	0	0	3	122
10:00 AM	0	87	22	2	5	0	0	1	0	0	0	0	0	4	121
11:00 AM	0	78	36	0	8	0	0	1	0	0	0	0	0	2	125
12:00 PM	0	101	27	1	9	0	0	1	0	0	0	0	0	6	145
1:00 PM	0	82	38	1	5	0	0	0	0	0	0	0	0	3	129
2:00 PM	0	91	33	1	7	0	0	1	0	0	0	0	0	5	138
3:00 PM	0	90	29	0	11	0	0	1	1	0	0	0	0	3	135
4:00 PM	0	114	29	1	8	0	0	0	0	0	0	0	0	10	162
5:00 PM	0	111	26	0	13	0	0	1	0	0	0	0	0	6	157
6:00 PM	0	59	19	0	4	0	0	1	0	0	0	0	0	2	85
7:00 PM	0	66	16	0	4	0	0	0	0	0	0	0	0	2	88
8:00 PM	0	50	10	0	2	0	0	0	0	0	0	0	0	0	62
9:00 PM	0	32	10	0	2	0	0	0	0	0	0	0	0	1	45
10:00 PM	0	12	2	0	2	0	0	0	0	0	0	0	0	0	16
11:00 PM	0	12	2	0	0	0	0	0	0	0	0	0	0	0	14
Day Total	0	1416	464	9	140	0	1	12	1	0	0	0	0	61	2104
Percent	0.0%	67.3%	22.1%	0.4%	6.7%	0.0%	0.0%	0.6%	0.0%	0.0%	0.0%	0.0%	0.0%	2.9%	
ADT 2104															
AM Peak Volume	8:00 AM	8:00 AM	6:00 AM	6:00 AM	6:00 AM	7:00 AM	7:00 AM	7:00 AM	8:00 AM						
	125	50	2	14	1	2	5	194							
PM Peak Volume	4:00 PM	1:00 PM	12:00 PM	5:00 PM	12:00 PM	3:00 PM	4:00 PM	4:00 PM							
	114	38	1	13	1	1	10	162							
<i>Comments:</i>															

LOCATION: 10. Ponderosa Rd to N Shingle Rd SPECIFIC LOCATION: 0 ft from CITY/STATE: El Dorado Hills, CA														QC JOB #: 12004742 DIRECTION: WB DATE: May 06 2014	
Start Time	Motor-cycles	Cars & Trailer	2 Axle Long	Buses	2 Axle 6 Tire	3 Axle Single	4 Axle Single	<5 Axle Double	5 Axle Double	>6 Axle Double	<6 Axle Multi	6 Axle Multi	>6 Axle Multi	Not Classified	Total
12:00 AM	0	1	1	0	1	0	0	0	0	0	0	0	0	0	3
1:00 AM	0	1	0	0	0	0	0	0	0	0	0	0	0	0	1
2:00 AM	0	0	0	0	2	0	0	0	0	0	0	0	0	0	2
3:00 AM	0	1	1	0	0	0	0	0	0	0	0	0	0	0	2
4:00 AM	0	5	2	0	1	0	0	0	0	0	0	0	0	0	8
5:00 AM	0	35	11	0	5	0	0	0	0	0	0	0	0	0	51
6:00 AM	0	63	35	2	14	1	0	1	0	0	0	0	0	4	120
7:00 AM	0	118	58	0	14	1	0	2	0	0	0	0	0	3	196
8:00 AM	0	128	39	1	6	0	0	3	0	0	0	0	0	8	185
9:00 AM	0	88	22	1	5	0	0	0	0	0	0	0	0	0	116
10:00 AM	0	81	35	0	13	0	0	1	0	0	0	0	0	4	134
11:00 AM	0	71	24	0	11	0	0	0	0	0	0	0	0	1	107
12:00 PM	0	103	29	0	7	0	0	1	0	0	0	0	0	1	141
1:00 PM	0	72	32	0	15	0	0	1	0	0	0	0	0	3	123
2:00 PM	0	125	32	1	8	0	0	1	0	0	0	0	0	5	172
3:00 PM	0	88	26	1	8	0	0	0	0	0	0	0	0	4	127
4:00 PM	0	110	37	0	7	0	0	1	0	0	0	0	0	7	162
5:00 PM	0	114	38	0	7	0	0	0	0	0	0	0	0	7	166
6:00 PM	0	81	23	0	4	0	0	1	0	0	0	0	0	2	111
7:00 PM	0	45	20	0	2	0	0	1	0	0	0	0	0	2	70
8:00 PM	0	42	13	0	4	0	0	0	0	0	0	0	0	1	60
9:00 PM	0	40	6	0	0	0	0	0	0	0	0	0	0	2	48
10:00 PM	0	19	3	0	1	0	0	0	0	0	0	0	0	2	25
11:00 PM	0	5	1	0	0	0	0	0	0	0	0	0	0	0	6
Day Total	0	1436	488	6	135	2	0	13	0	0	0	0	0	56	2136
Percent	0.0%	67.2%	22.8%	0.3%	6.3%	0.1%	0.0%	0.6%	0.0%	0.0%	0.0%	0.0%	0.0%	2.6%	
ADT 2136															
AM Peak Volume		8:00 AM 128	7:00 AM 58	6:00 AM 2	6:00 AM 14	6:00 AM 1		8:00 AM 3						8:00 AM 8	7:00 AM 196
PM Peak Volume		2:00 PM 125	5:00 PM 38	2:00 PM 1	1:00 PM 15			12:00 PM 1						4:00 PM 7	2:00 PM 172
<i>Comments:</i>															

LOCATION: 10. Ponderosa Rd to N Shingle Rd SPECIFIC LOCATION: 0 ft from CITY/STATE: El Dorado Hills, CA														QC JOB #: 12004742 DIRECTION: WB DATE: May 07 2014	
Start Time	Motor-cycles	Cars & Trailer	2 Axle Long	Buses	2 Axle 6 Tire	3 Axle Single	4 Axle Single	<5 Axle Double	5 Axle Double	>6 Axle Double	<6 Axle Multi	6 Axle Multi	>6 Axle Multi	Not Classified	Total
12:00 AM	0	6	2	0	0	0	0	0	0	0	0	0	0	0	8
1:00 AM	0	2	1	0	0	0	0	0	0	0	0	0	0	0	3
2:00 AM	0	0	0	0	0	0	0	0	0	0	0	0	0	0	0
3:00 AM	0	1	0	0	0	0	0	0	0	0	0	0	0	0	1
4:00 AM	0	6	2	0	3	0	0	0	0	0	0	0	0	0	11
5:00 AM	0	23	11	0	4	0	0	0	0	0	0	0	0	2	40
6:00 AM	0	66	40	2	13	0	0	1	0	0	0	0	0	5	127
7:00 AM	0	121	43	0	10	0	0	1	0	0	0	0	0	3	178
8:00 AM	0	117	54	2	11	0	0	1	0	0	0	0	0	7	192
9:00 AM	0	75	20	0	8	0	0	1	0	0	0	0	0	1	105
10:00 AM	0	98	27	2	7	0	0	1	0	0	0	0	0	2	137
11:00 AM	0	93	33	0	11	0	0	1	0	0	0	0	0	7	145
12:00 PM	0	86	37	1	8	0	0	0	0	0	0	0	0	2	134
1:00 PM	0	86	33	1	8	0	0	2	0	0	0	0	0	7	137
2:00 PM	0	111	36	2	7	0	0	1	0	0	0	0	0	4	161
3:00 PM	0	99	39	1	11	0	0	0	0	0	0	0	0	6	156
4:00 PM	0	104	27	1	5	0	0	1	0	0	0	0	0	6	144
5:00 PM	0	116	33	1	8	0	0	0	0	0	0	0	0	6	164
6:00 PM	0	77	26	0	8	0	0	0	0	0	0	0	0	6	117
7:00 PM	0	80	22	0	4	0	0	0	0	0	0	0	0	2	108
8:00 PM	0	59	17	0	3	0	0	0	0	0	0	0	0	3	82
9:00 PM	0	40	9	0	1	0	0	0	0	0	0	0	0	1	51
10:00 PM	0	12	4	0	1	0	0	0	0	0	0	0	0	0	17
11:00 PM	0	11	1	0	0	0	0	0	0	0	0	0	0	0	12
Day Total	0	1489	517	13	131	0	0	10	0	0	0	0	0	70	2230
Percent	0.0%	66.8%	23.2%	0.6%	5.9%	0.0%	0.0%	0.4%	0.0%	0.0%	0.0%	0.0%	0.0%	3.1%	
ADT 2230															
AM Peak Volume	7:00 AM	8:00 AM	6:00 AM	6:00 AM	6:00 AM	6:00 AM	6:00 AM	6:00 AM	8:00 AM	8:00 AM					
	121	54	2	13	1	7	192								
PM Peak Volume	5:00 PM	3:00 PM	2:00 PM	3:00 PM	1:00 PM	1:00 PM	5:00 PM								
	116	39	2	11	2	7	164								
<i>Comments:</i>															

LOCATION: 10. Ponderosa Rd to N Shingle Rd SPECIFIC LOCATION: 0 ft from CITY/STATE: El Dorado Hills, CA														QC JOB #: 12004742 DIRECTION: WB DATE: May 08 2014	
Start Time	Motor-cycles	Cars & Trailer	2 Axle Long	Buses	2 Axle 6 Tire	3 Axle Single	4 Axle Single	<5 Axle Double	5 Axle Double	>6 Axle Double	<6 Axle Multi	6 Axle Multi	>6 Axle Multi	Not Classified	Total
12:00 AM	0	2	2	0	0	0	0	0	0	0	0	0	0	0	4
1:00 AM	0	0	0	0	0	0	0	0	0	0	0	0	0	0	0
2:00 AM	0	0	0	0	0	0	0	0	0	0	0	0	0	0	0
3:00 AM	0	5	0	0	2	0	0	0	0	0	0	0	0	0	7
4:00 AM	0	10	3	0	2	0	0	0	0	0	0	0	0	0	15
5:00 AM	0	27	10	0	7	0	0	0	0	0	0	0	0	0	44
6:00 AM	0	77	45	2	12	0	0	2	0	0	0	0	0	1	139
7:00 AM	0	124	54	0	11	0	0	3	0	0	0	0	0	2	194
8:00 AM	0	116	45	1	6	0	0	1	0	0	0	0	0	0	169
9:00 AM	0	85	47	0	7	0	0	4	0	0	0	0	0	4	147
10:00 AM	0	83	37	0	5	0	0	3	0	0	0	0	0	1	129
11:00 AM	0	90	26	1	8	0	0	0	0	0	0	0	0	2	127
12:00 PM	0	84	38	0	10	0	0	0	0	0	0	0	0	5	137
1:00 PM	0	76	28	0	5	0	0	1	0	0	0	0	0	4	114
2:00 PM	1	105	40	1	10	0	0	1	0	0	0	0	0	5	163
3:00 PM	0	83	27	1	9	0	0	2	0	0	0	0	0	1	123
4:00 PM	0	120	39	0	11	0	0	2	0	0	0	0	0	6	178
5:00 PM	0	117	33	0	8	0	0	0	0	0	0	0	0	9	167
6:00 PM	0	69	25	0	5	0	0	0	0	0	0	0	0	6	105
7:00 PM	0	49	16	0	3	0	0	0	0	0	0	0	0	3	71
8:00 PM	1	49	17	0	1	0	0	0	0	0	0	0	0	0	68
9:00 PM	0	50	16	1	4	0	0	0	0	0	0	0	0	0	71
10:00 PM	0	18	3	0	0	0	0	0	0	0	0	0	0	0	21
11:00 PM	0	6	0	0	0	0	0	0	0	0	0	0	0	0	6
Day Total	2	1445	551	7	126	0	0	19	0	0	0	0	0	49	2199
Percent	0.1%	65.7%	25.1%	0.3%	5.7%	0.0%	0.0%	0.9%	0.0%	0.0%	0.0%	0.0%	0.0%	2.2%	
ADT 2199															
AM Peak Volume	7:00 AM		7:00 AM	6:00 AM	6:00 AM	9:00 AM					9:00 AM		7:00 AM		
	124		54	2	12	4					4		194		
PM Peak Volume	2:00 PM	4:00 PM	2:00 PM	2:00 PM	4:00 PM	3:00 PM					5:00 PM		4:00 PM		
	1	120	40	1	11	2					9		178		
<i>Comments:</i>															

LOCATION: 10. Ponderosa Rd to N Shingle Rd SPECIFIC LOCATION: 0 ft from CITY/STATE: El Dorado Hills, CA														QC JOB #: 12004742 DIRECTION: WB DATE: May 09 2014	
Start Time	Motor-cycles	Cars & Trailer	2 Axle Long	Buses	2 Axle 6 Tire	3 Axle Single	4 Axle Single	<5 Axle Double	5 Axle Double	>6 Axle Double	<6 Axle Multi	6 Axle Multi	>6 Axle Multi	Not Classified	Total
12:00 AM	0	6	1	0	1	0	0	0	0	0	0	0	0	1	9
1:00 AM	0	2	1	0	0	0	0	0	0	0	0	0	0	0	3
2:00 AM	0	3	0	0	0	0	0	0	0	0	0	0	0	0	3
3:00 AM	0	2	1	0	0	0	0	0	0	0	0	0	0	0	3
4:00 AM	0	7	2	0	1	0	0	0	0	0	0	0	0	0	10
5:00 AM	0	26	9	0	4	0	0	0	0	0	0	0	0	0	39
6:00 AM	0	59	34	2	9	0	0	3	0	0	0	0	0	3	110
7:00 AM	0	117	39	0	9	0	0	0	0	0	0	0	0	3	168
8:00 AM	0	117	44	1	6	0	0	3	0	0	0	0	0	2	173
9:00 AM	0	88	29	1	14	0	0	0	0	0	0	0	0	2	134
10:00 AM	0	87	27	0	7	0	0	0	0	0	0	0	0	3	124
11:00 AM	0	67	37	0	8	0	0	2	0	0	0	0	0	4	118
12:00 PM	0	74	28	0	4	0	0	1	0	0	0	0	0	2	109
1:00 PM	0	85	31	0	12	0	0	2	0	0	0	0	0	3	133
2:00 PM	0	100	37	2	9	0	0	3	0	0	0	0	0	6	157
3:00 PM	0	102	37	1	9	0	0	3	0	0	0	0	0	9	161
4:00 PM	0	101	35	0	9	0	0	0	0	0	0	0	0	13	158
5:00 PM	0	138	43	0	8	0	0	1	0	0	0	0	0	5	195
6:00 PM	0	79	25	0	13	0	0	0	0	0	0	0	0	3	120
7:00 PM	0	46	11	1	8	0	0	1	0	0	0	0	0	4	71
8:00 PM	0	64	14	0	2	0	0	0	0	0	0	0	0	2	82
9:00 PM	0	50	12	0	3	0	0	0	0	0	0	0	0	2	67
10:00 PM	0	24	9	0	1	0	0	0	0	0	0	0	0	0	34
11:00 PM	0	13	6	0	2	0	0	0	0	0	0	0	0	1	22
Day Total	0	1457	512	8	139	0	0	19	0	0	0	0	0	68	2203
Percent	0.0%	66.1%	23.2%	0.4%	6.3%	0.0%	0.0%	0.9%	0.0%	0.0%	0.0%	0.0%	0.0%	3.1%	
ADT 2203															
AM Peak		7:00 AM	8:00 AM	6:00 AM	9:00 AM			6:00 AM						11:00 AM	8:00 AM
Volume		117	44	2	14			3						4	173
PM Peak		5:00 PM	5:00 PM	2:00 PM	6:00 PM			2:00 PM						4:00 PM	5:00 PM
Volume		138	43	2	13			3						13	195
<i>Comments:</i>															

LOCATION: 10. Ponderosa Rd to N Shingle Rd											QC JOB #: 12004742				
SPECIFIC LOCATION: 0 ft from											DIRECTION: WB				
CITY/STATE: El Dorado Hills, CA											DATE: May 03 2014 - May 09 2014				
Start Time	Motor-cycles	Cars & Trailer	2 Axle Long	Buses	2 Axle 6 Tire	3 Axle Single	4 Axle Single	<5 Axle Double	5 Axle Double	>6 Axle Double	<6 Axle Multi	6 Axle Multi	>6 Axle Multi	Not Classified	Total
Grand Total	11	9793	3292	49	873	3	1	104	1	0	0	0	0	475	14602
Percent	0.1%	67.1%	22.5%	0.3%	6.0%	0.0%	0.0%	0.7%	0.0%	0.0%	0.0%	0.0%	0.0%	3.3%	
ADT 2086															
<i>Comments:</i>															

Report generated on 5/30/2014 3:58 PM

SOURCE: Quality Counts, LLC (<http://www.qualitycounts.net>)



LOCATION: 10. Ponderosa Rd to N Shingle Rd SPECIFIC LOCATION: 0 ft from CITY/STATE: El Dorado Hills, CA											QC JOB #: 12004742 DIRECTION: WB DATE: May 03 2014			
Start Time	1 39	40 45	46 48	49 51	52 54	55 57	58 60	61 63	64 66	67 9999	Total	Pace Speed	Number in Pace	
12:00 AM	5	6	4	0	0	0	0	0	0	0	15	39-48	10	
1:00 AM	1	0	0	0	0	0	0	0	0	0	1	39-48	0	
2:00 AM	2	0	0	0	0	0	0	0	0	0	2	39-48	0	
3:00 AM	1	1	1	0	0	0	0	0	0	0	3	39-48	2	
4:00 AM	3	2	1	0	0	0	0	0	0	0	6	39-48	3	
5:00 AM	6	6	0	2	0	0	0	0	0	0	14	41-50	6	
6:00 AM	15	12	3	1	0	0	0	0	0	0	31	40-49	15	
7:00 AM	33	26	7	1	0	0	0	0	0	0	67	40-49	33	
8:00 AM	63	50	10	0	1	1	0	0	0	0	125	39-48	61	
9:00 AM	68	47	7	2	0	0	0	0	0	0	124	39-48	55	
10:00 AM	100	61	10	1	0	0	0	0	0	0	172	39-48	73	
11:00 AM	88	31	3	0	0	0	0	0	0	0	122	36-45	40	
12:00 PM	86	64	6	2	1	0	0	0	0	0	159	39-48	72	
1:00 PM	108	51	8	1	0	0	0	0	0	0	168	36-45	62	
2:00 PM	66	69	7	6	2	0	0	0	0	0	150	40-49	78	
3:00 PM	78	73	5	3	2	1	0	0	0	0	162	36-45	81	
4:00 PM	53	75	12	1	0	0	0	0	0	0	141	39-48	88	
5:00 PM	60	68	9	3	2	0	0	0	0	0	142	39-48	78	
6:00 PM	48	47	9	2	0	0	0	0	0	0	106	39-48	57	
7:00 PM	38	56	5	2	0	0	0	0	0	0	101	40-49	61	
8:00 PM	49	28	6	1	0	0	0	0	0	0	84	39-48	35	
9:00 PM	26	20	5	3	0	1	0	0	0	0	55	40-49	25	
10:00 PM	20	21	5	0	0	0	0	0	0	0	46	39-48	26	
11:00 PM	14	9	2	1	0	0	0	0	0	0	26	40-49	11	
Day Total	1031	823	125	32	8	3	0	0	0	0	2022	39-48	974	
Percent	51.0%	40.7%	6.2%	1.6%	0.4%	0.1%	0.0%	0.0%	0.0%	0.0%				
ADT 2022														
AM Peak	10:00 AM	10:00 AM	8:00 AM	5:00 AM	8:00 AM	8:00 AM						10:00 AM		
Volume	100	61	10	2	1	1						172		
PM Peak	1:00 PM	4:00 PM	4:00 PM	2:00 PM	2:00 PM	3:00 PM						1:00 PM		
Volume	108	75	12	6	2	1						168		
<i>Comments:</i>														

LOCATION: 10. Ponderosa Rd to N Shingle Rd SPECIFIC LOCATION: 0 ft from CITY/STATE: El Dorado Hills, CA											QC JOB #: 12004742 DIRECTION: WB DATE: May 04 2014			
Start Time	1 39	40 45	46 48	49 51	52 54	55 57	58 60	61 63	64 66	67 9999	Total	Pace Speed	Number in Pace	
12:00 AM	7	3	1	0	1	0	0	0	0	0	12	39-48	4	
1:00 AM	0	2	0	0	1	0	0	0	0	0	3	36-45	2	
2:00 AM	1	0	0	0	0	0	0	0	0	0	1	39-48	0	
3:00 AM	1	2	0	0	0	0	0	0	0	0	3	39-48	2	
4:00 AM	0	3	2	0	0	0	0	0	0	0	5	39-48	5	
5:00 AM	3	5	1	0	0	0	0	0	0	0	9	40-49	6	
6:00 AM	4	17	2	2	0	0	0	0	0	0	25	40-49	19	
7:00 AM	22	30	6	4	0	0	0	0	0	0	62	40-49	37	
8:00 AM	21	36	13	2	0	0	0	0	0	0	72	40-49	49	
9:00 AM	52	56	5	0	0	0	0	0	0	0	113	39-48	62	
10:00 AM	51	43	15	4	0	0	0	0	0	0	113	40-49	59	
11:00 AM	93	64	8	0	0	0	0	0	0	0	165	39-48	74	
12:00 PM	58	66	7	3	0	1	0	0	0	0	135	40-49	74	
1:00 PM	47	69	6	2	1	0	0	0	0	0	125	39-48	76	
2:00 PM	69	64	4	5	0	0	0	0	0	1	143	36-45	71	
3:00 PM	65	52	14	3	0	0	0	0	0	0	134	40-49	67	
4:00 PM	51	72	16	8	0	0	0	0	0	0	147	40-49	90	
5:00 PM	31	77	15	3	1	0	0	0	0	0	127	40-49	93	
6:00 PM	26	58	7	4	1	0	0	0	0	0	96	40-49	66	
7:00 PM	39	42	8	5	0	0	0	0	0	0	94	40-49	51	
8:00 PM	39	29	1	1	0	0	0	0	0	0	70	36-45	33	
9:00 PM	11	14	2	0	0	0	0	0	0	0	27	39-48	16	
10:00 PM	11	5	2	1	0	0	0	0	0	0	19	40-49	7	
11:00 PM	2	6	0	0	0	0	0	0	0	0	8	39-48	6	
Day Total	704	815	135	47	5	1	0	0	0	1	1708	39-48	968	
Percent	41.2%	47.7%	7.9%	2.8%	0.3%	0.1%	0.0%	0.0%	0.0%	0.1%				
ADT 1708														
AM Peak	11:00 AM	11:00 AM	10:00 AM	7:00 AM	12:00 AM						11:00 AM			
Volume	93	64	15	4	1						165			
PM Peak	2:00 PM	5:00 PM	4:00 PM	4:00 PM	1:00 PM	12:00 PM						4:00 PM		
Volume	69	77	16	8	1	1						147		
<i>Comments:</i>														

LOCATION: 10. Ponderosa Rd to N Shingle Rd SPECIFIC LOCATION: 0 ft from CITY/STATE: El Dorado Hills, CA											QC JOB #: 12004742 DIRECTION: WB DATE: May 05 2014					
Start Time	1 39	40 45	46 48	49 51	52 54	55 57	58 60	61 63	64 66	67 9999	Total	Pace Speed	Number in Pace			
12:00 AM	3	2	0	0	0	1	0	0	0	0	6	39-48	2			
1:00 AM	0	1	1	0	0	0	0	0	0	0	2	39-48	2			
2:00 AM	3	3	0	0	0	0	0	0	0	0	6	39-48	3			
3:00 AM	1	1	0	0	0	0	0	0	0	0	2	39-48	1			
4:00 AM	5	7	2	0	0	0	0	0	0	0	14	39-48	9			
5:00 AM	6	24	6	4	1	0	1	0	0	0	42	40-49	31			
6:00 AM	32	57	17	9	1	1	0	0	0	0	117	40-49	77			
7:00 AM	41	94	26	12	3	1	0	0	0	0	177	40-49	123			
8:00 AM	55	104	25	9	1	0	0	0	0	0	194	40-49	132			
9:00 AM	46	65	7	3	1	0	0	0	0	0	122	40-49	73			
10:00 AM	52	60	8	0	1	0	0	0	0	0	121	39-48	69			
11:00 AM	41	70	8	4	1	1	0	0	0	0	125	40-49	79			
12:00 PM	42	83	15	4	0	0	1	0	0	0	145	40-49	99			
1:00 PM	57	62	9	1	0	0	0	0	0	0	129	39-48	72			
2:00 PM	62	67	5	2	2	0	0	0	0	0	138	39-48	73			
3:00 PM	59	62	12	0	2	0	0	0	0	0	135	39-48	75			
4:00 PM	65	87	9	1	0	0	0	0	0	0	162	39-48	97			
5:00 PM	70	72	11	3	1	0	0	0	0	0	157	39-48	84			
6:00 PM	38	39	2	4	2	0	0	0	0	0	85	40-49	42			
7:00 PM	29	43	14	2	0	0	0	0	0	0	88	40-49	57			
8:00 PM	24	26	6	5	1	0	0	0	0	0	62	40-49	33			
9:00 PM	21	22	2	0	0	0	0	0	0	0	45	39-48	24			
10:00 PM	4	9	2	1	0	0	0	0	0	0	16	40-49	11			
11:00 PM	4	5	4	0	1	0	0	0	0	0	14	39-48	9			
Day Total	760	1065	191	64	18	4	2	0	0	0	2104	40-49	1277			
Percent	36.1%	50.6%	9.1%	3.0%	0.9%	0.2%	0.1%	0.0%	0.0%	0.0%						
ADT 2104																
AM Peak	8:00 AM	8:00 AM	7:00 AM	7:00 AM	7:00 AM	12:00 AM	5:00 AM							8:00 AM		
Volume	55	104	26	12	3	1	1							194		
PM Peak	5:00 PM	4:00 PM	12:00 PM	8:00 PM	2:00 PM	12:00 PM						4:00 PM				
Volume	70	87	15	5	2	1						162				
<i>Comments:</i>																

LOCATION: 10. Ponderosa Rd to N Shingle Rd SPECIFIC LOCATION: 0 ft from CITY/STATE: El Dorado Hills, CA											QC JOB #: 12004742 DIRECTION: WB DATE: May 06 2014		
Start Time	1 39	40 45	46 48	49 51	52 54	55 57	58 60	61 63	64 66	67 9999	Total	Pace Speed	Number in Pace
12:00 AM	0	3	0	0	0	0	0	0	0	0	3	36-45	3
1:00 AM	0	1	0	0	0	0	0	0	0	0	1	36-45	1
2:00 AM	1	1	0	0	0	0	0	0	0	0	2	39-48	1
3:00 AM	2	0	0	0	0	0	0	0	0	0	2	39-48	0
4:00 AM	3	4	1	0	0	0	0	0	0	0	8	40-49	5
5:00 AM	10	29	9	3	0	0	0	0	0	0	51	40-49	39
6:00 AM	38	61	16	5	0	0	0	0	0	0	120	40-49	78
7:00 AM	70	110	10	5	1	0	0	0	0	0	196	40-49	121
8:00 AM	88	85	9	2	1	0	0	0	0	0	185	39-48	96
9:00 AM	44	61	8	2	1	0	0	0	0	0	116	39-48	70
10:00 AM	63	59	12	0	0	0	0	0	0	0	134	39-48	72
11:00 AM	49	51	3	4	0	0	0	0	0	0	107	36-45	56
12:00 PM	61	61	12	4	3	0	0	0	0	0	141	40-49	74
1:00 PM	54	54	10	5	0	0	0	0	0	0	123	40-49	65
2:00 PM	64	94	11	3	0	0	0	0	0	0	172	39-48	106
3:00 PM	47	55	16	5	4	0	0	0	0	0	127	40-49	72
4:00 PM	63	90	8	1	0	0	0	0	0	0	162	39-48	99
5:00 PM	56	90	17	3	0	0	0	0	0	0	166	39-48	108
6:00 PM	47	54	7	3	0	0	0	0	0	0	111	39-48	62
7:00 PM	20	38	10	2	0	0	0	0	0	0	70	40-49	48
8:00 PM	18	34	7	1	0	0	0	0	0	0	60	40-49	41
9:00 PM	20	25	2	0	1	0	0	0	0	0	48	39-48	27
10:00 PM	8	12	4	0	1	0	0	0	0	0	25	39-48	16
11:00 PM	3	3	0	0	0	0	0	0	0	0	6	39-48	3
Day Total	829	1075	172	48	12	0	0	0	0	0	2136	39-48	1268
Percent	38.8%	50.3%	8.1%	2.2%	0.6%	0.0%	0.0%	0.0%	0.0%	0.0%			
ADT 2136													
AM Peak	8:00 AM	7:00 AM	6:00 AM	6:00 AM	7:00 AM						7:00 AM		
Volume	88	110	16	5	1						196		
PM Peak	2:00 PM	2:00 PM	5:00 PM	1:00 PM	3:00 PM						2:00 PM		
Volume	64	94	17	5	4						172		
<i>Comments:</i>													

LOCATION: 10. Ponderosa Rd to N Shingle Rd SPECIFIC LOCATION: 0 ft from CITY/STATE: El Dorado Hills, CA											QC JOB #: 12004742 DIRECTION: WB DATE: May 07 2014				
Start Time	1 39	40 45	46 48	49 51	52 54	55 57	58 60	61 63	64 66	67 9999	Total	Pace Speed	Number in Pace		
12:00 AM	2	4	2	0	0	0	0	0	0	0	8	39-48	6		
1:00 AM	2	0	0	1	0	0	0	0	0	0	3	42-51	1		
2:00 AM	0	0	0	0	0	0	0	0	0	0	0	1-10	0		
3:00 AM	0	0	1	0	0	0	0	0	0	0	1	39-48	1		
4:00 AM	1	8	2	0	0	0	0	0	0	0	11	40-49	10		
5:00 AM	11	22	4	3	0	0	0	0	0	0	40	40-49	27		
6:00 AM	33	65	24	5	0	0	0	0	0	0	127	40-49	90		
7:00 AM	44	109	21	3	1	0	0	0	0	0	178	39-48	131		
8:00 AM	66	111	13	2	0	0	0	0	0	0	192	39-48	125		
9:00 AM	42	55	7	0	1	0	0	0	0	0	105	39-48	63		
10:00 AM	42	79	10	5	1	0	0	0	0	0	137	40-49	90		
11:00 AM	55	80	9	1	0	0	0	0	0	0	145	39-48	90		
12:00 PM	48	71	12	3	0	0	0	0	0	0	134	39-48	84		
1:00 PM	64	62	5	4	2	0	0	0	0	0	137	40-49	68		
2:00 PM	62	81	14	4	0	0	0	0	0	0	161	40-49	96		
3:00 PM	62	75	16	3	0	0	0	0	0	0	156	40-49	92		
4:00 PM	59	73	8	3	1	0	0	0	0	0	144	39-48	82		
5:00 PM	52	89	16	6	1	0	0	0	0	0	164	40-49	107		
6:00 PM	38	67	11	0	1	0	0	0	0	0	117	39-48	78		
7:00 PM	38	55	15	0	0	0	0	0	0	0	108	39-48	70		
8:00 PM	34	41	6	0	1	0	0	0	0	0	82	39-48	47		
9:00 PM	21	27	1	0	2	0	0	0	0	0	51	36-45	29		
10:00 PM	10	5	1	0	1	0	0	0	0	0	17	40-49	6		
11:00 PM	2	8	1	0	0	1	0	0	0	0	12	39-48	9		
Day Total	788	1187	199	43	12	1	0	0	0	0	2230	39-48	1406		
Percent	35.3%	53.2%	8.9%	1.9%	0.5%	0.0%	0.0%	0.0%	0.0%	0.0%					
ADT 2230															
AM Peak	8:00 AM	8:00 AM	6:00 AM	6:00 AM	7:00 AM						8:00 AM				
Volume	66	111	24	5	1						192				
PM Peak	1:00 PM	5:00 PM	3:00 PM	5:00 PM	1:00 PM	11:00 PM							5:00 PM		
Volume	64	89	16	6	2	1							164		
<i>Comments:</i>															

LOCATION: 10. Ponderosa Rd to N Shingle Rd SPECIFIC LOCATION: 0 ft from CITY/STATE: El Dorado Hills, CA											QC JOB #: 12004742 DIRECTION: WB DATE: May 08 2014				
Start Time	1 39	40 45	46 48	49 51	52 54	55 57	58 60	61 63	64 66	67 9999	Total	Pace Speed	Number in Pace		
12:00 AM	2	2	0	0	0	0	0	0	0	0	4	39-48	2		
1:00 AM	0	0	0	0	0	0	0	0	0	0	0	1-10	0		
2:00 AM	0	0	0	0	0	0	0	0	0	0	0	1-10	0		
3:00 AM	3	3	0	1	0	0	0	0	0	0	7	41-50	3		
4:00 AM	4	8	2	1	0	0	0	0	0	0	15	40-49	10		
5:00 AM	16	23	3	2	0	0	0	0	0	0	44	40-49	26		
6:00 AM	31	73	27	6	2	0	0	0	0	0	139	40-49	102		
7:00 AM	63	101	17	10	2	1	0	0	0	0	194	40-49	121		
8:00 AM	58	86	19	4	1	1	0	0	0	0	169	40-49	106		
9:00 AM	71	68	8	0	0	0	0	0	0	0	147	39-48	77		
10:00 AM	36	72	15	4	2	0	0	0	0	0	129	40-49	88		
11:00 AM	47	68	10	1	0	0	1	0	0	0	127	39-48	79		
12:00 PM	46	70	14	6	1	0	0	0	0	0	137	40-49	85		
1:00 PM	42	59	11	1	1	0	0	0	0	0	114	39-48	71		
2:00 PM	55	91	13	3	1	0	0	0	0	0	163	40-49	105		
3:00 PM	52	60	9	2	0	0	0	0	0	0	123	39-48	70		
4:00 PM	59	96	13	9	1	0	0	0	0	0	178	40-49	112		
5:00 PM	51	96	18	2	0	0	0	0	0	0	167	39-48	115		
6:00 PM	37	59	8	0	1	0	0	0	0	0	105	39-48	67		
7:00 PM	23	39	6	3	0	0	0	0	0	0	71	40-49	46		
8:00 PM	35	28	5	0	0	0	0	0	0	0	68	39-48	33		
9:00 PM	28	34	5	2	2	0	0	0	0	0	71	40-49	39		
10:00 PM	6	11	3	0	0	1	0	0	0	0	21	39-48	14		
11:00 PM	3	1	1	0	1	0	0	0	0	0	6	45-54	2		
Day Total	768	1148	207	57	15	3	1	0	0	0	2199	39-48	1374		
Percent	34.9%	52.2%	9.4%	2.6%	0.7%	0.1%	0.0%	0.0%	0.0%	0.0%					
ADT 2199															
AM Peak	9:00 AM	7:00 AM	6:00 AM	7:00 AM	6:00 AM	7:00 AM	11:00 AM						7:00 AM		
Volume	71	101	27	10	2	1	1						194		
PM Peak	4:00 PM	4:00 PM	5:00 PM	4:00 PM	9:00 PM	10:00 PM							4:00 PM		
Volume	59	96	18	9	2	1							178		
<i>Comments:</i>															

LOCATION: 10. Ponderosa Rd to N Shingle Rd SPECIFIC LOCATION: 0 ft from CITY/STATE: El Dorado Hills, CA											QC JOB #: 12004742 DIRECTION: WB DATE: May 09 2014				
Start Time	1 39	40 45	46 48	49 51	52 54	55 57	58 60	61 63	64 66	67 9999	Total	Pace Speed	Number in Pace		
12:00 AM	5	4	0	0	0	0	0	0	0	0	9	39-48	4		
1:00 AM	1	1	1	0	0	0	0	0	0	0	3	39-48	2		
2:00 AM	0	3	0	0	0	0	0	0	0	0	3	36-45	3		
3:00 AM	1	1	1	0	0	0	0	0	0	0	3	39-48	2		
4:00 AM	3	4	2	0	1	0	0	0	0	0	10	39-48	6		
5:00 AM	11	20	3	3	2	0	0	0	0	0	39	40-49	24		
6:00 AM	33	48	25	4	0	0	0	0	0	0	110	40-49	74		
7:00 AM	53	88	17	8	2	0	0	0	0	0	168	40-49	107		
8:00 AM	48	100	21	3	1	0	0	0	0	0	173	39-48	122		
9:00 AM	48	71	12	3	0	0	0	0	0	0	134	39-48	84		
10:00 AM	49	60	11	3	1	0	0	0	0	0	124	39-48	72		
11:00 AM	43	58	15	1	1	0	0	0	0	0	118	39-48	74		
12:00 PM	41	60	5	2	1	0	0	0	0	0	109	39-48	66		
1:00 PM	55	70	7	1	0	0	0	0	0	0	133	39-48	78		
2:00 PM	52	86	16	3	0	0	0	0	0	0	157	40-49	103		
3:00 PM	60	76	19	3	2	0	1	0	0	0	161	40-49	96		
4:00 PM	67	73	13	4	1	0	0	0	0	0	158	40-49	87		
5:00 PM	69	107	13	6	0	0	0	0	0	0	195	40-49	122		
6:00 PM	46	59	15	0	0	0	0	0	0	0	120	39-48	75		
7:00 PM	28	36	5	1	0	1	0	0	0	0	71	40-49	41		
8:00 PM	32	37	9	3	1	0	0	0	0	0	82	40-49	47		
9:00 PM	32	25	6	2	1	1	0	0	0	0	67	40-49	31		
10:00 PM	11	16	3	3	1	0	0	0	0	0	34	40-49	20		
11:00 PM	10	7	2	3	0	0	0	0	0	0	22	40-49	10		
Day Total	798	1110	221	56	15	2	1	0	0	0	2203	39-48	1351		
Percent	36.2%	50.4%	10.0%	2.5%	0.7%	0.1%	0.0%	0.0%	0.0%	0.0%					
ADT 2203															
AM Peak	7:00 AM	8:00 AM	6:00 AM	7:00 AM	5:00 AM						8:00 AM				
Volume	53	100	25	8	2						173				
PM Peak	5:00 PM	5:00 PM	3:00 PM	5:00 PM	3:00 PM	7:00 PM	3:00 PM						5:00 PM		
Volume	69	107	19	6	2	1	1						195		
<i>Comments:</i>															

LOCATION: 10. Ponderosa Rd to N Shingle Rd										QC JOB #: 12004742			
SPECIFIC LOCATION: 0 ft from										DIRECTION: WB			
CITY/STATE: El Dorado Hills, CA										DATE: May 03 2014 - May 09 2014			
Start Time	1	40	46	49	52	55	58	61	64	67			
	39	45	48	51	54	57	60	63	66	9999	Total	Pace Speed	Number in Pace
Grand Total	5678	7223	1250	347	85	14	4	0	0	1	14602	39-48	8618
Percent	38.9%	49.5%	8.6%	2.4%	0.6%	0.1%	0.0%	0.0%	0.0%	0.0%			
Cumulative Percent	38.9%	88.4%	96.9%	99.3%	99.9%	100.0%	100.0%	100.0%	100.0%	100.0%			
ADT 2086											85th Percentile 44 MPH Mean Speed(Average) 34 MPH Median 40 MPH Mode 42 MPH		
<i>Comments:</i>													



LOCATION: 10. Ponderosa Rd to N Shingle Rd SPECIFIC LOCATION: 0 ft from CITY/STATE: El Dorado Hills, CA							QC JOB #: 12004742 DIRECTION: EB/WB DATE: May 03 2014 - May 04 2014			
Start Time	Mon	Tue	Wed	Thu	Fri	Average Weekday Hourly Traffic	Sat 03-May-14	Sun 04-May-14	Average Week Hourly Traffic	Average Week Profile
12:00 AM						0	25	28	27	
1:00 AM						0	10	11	11	
2:00 AM						0	7	4	6	
3:00 AM						0	6	5	6	
4:00 AM						0	9	7	8	
5:00 AM						0	27	19	23	
6:00 AM						0	61	47	54	
7:00 AM						0	134	113	124	
8:00 AM						0	232	164	198	
9:00 AM						0	278	248	263	
10:00 AM						0	343	225	284	
11:00 AM						0	280	279	280	
12:00 PM						0	338	312	325	
1:00 PM						0	335	284	310	
2:00 PM						0	339	307	323	
3:00 PM						0	350	267	309	
4:00 PM						0	322	292	307	
5:00 PM						0	294	267	281	
6:00 PM						0	248	219	234	
7:00 PM						0	210	169	190	
8:00 PM						0	159	131	145	
9:00 PM						0	109	77	93	
10:00 PM						0	96	44	70	
11:00 PM						0	53	19	36	
Day Total						0	4265	3538	3907	
% Weekday Average										
% Week Average						0.0%	109.2%	90.6%		
AM Peak						12:00 AM	10:00 AM	11:00 AM	10:00 AM	
Volume						0	343	279	284	
PM Peak						12:00 PM	3:00 PM	12:00 PM	12:00 PM	
Volume						0	350	312	325	
<i>Comments:</i>										

LOCATION: 10. Ponderosa Rd to N Shingle Rd SPECIFIC LOCATION: 0 ft from CITY/STATE: El Dorado Hills, CA						QC JOB #: 12004742 DIRECTION: EB/WB DATE: May 05 2014 - May 09 2014				
Start Time	Mon 05-May-14	Tue 06-May-14	Wed 07-May-14	Thu 08-May-14	Fri 09-May-14	Average Weekday Hourly Traffic	Sat	Sun	Average Week Hourly Traffic	Average Week Profile
12:00 AM	12	7	16	12	21	14			14	
1:00 AM	5	3	9	4	6	5			5	
2:00 AM	10	4	3	1	6	5			5	
3:00 AM	8	3	4	12	4	6			6	
4:00 AM	20	16	15	21	14	17			17	
5:00 AM	59	64	59	64	66	62			62	
6:00 AM	182	172	184	206	169	183			183	
7:00 AM	325	357	327	342	309	332			332	
8:00 AM	372	359	387	339	327	357			357	
9:00 AM	251	217	228	277	250	245			245	
10:00 AM	237	272	261	252	225	249			249	
11:00 AM	228	215	250	267	236	239			239	
12:00 PM	288	283	252	304	255	276			276	
1:00 PM	260	265	288	259	290	272			272	
2:00 PM	334	353	357	344	348	347			347	
3:00 PM	346	373	401	316	411	369			369	
4:00 PM	405	412	358	387	391	391			391	
5:00 PM	385	407	437	420	428	415			415	
6:00 PM	238	263	310	275	304	278			278	
7:00 PM	194	188	240	179	194	199			199	
8:00 PM	144	141	179	144	184	158			158	
9:00 PM	101	104	104	132	130	114			114	
10:00 PM	50	62	53	55	83	61			61	
11:00 PM	27	25	36	18	45	30			30	
Day Total	4481	4565	4758	4630	4696	4624			4624	
% Weekday Average		98.7%	102.9%	100.1%	101.6%					
% Week Average	114.7%	98.7%	102.9%	100.1%	101.6%	100.0%				
AM Peak Volume	8:00 AM 372	8:00 AM 359	8:00 AM 387	7:00 AM 342	8:00 AM 327	8:00 AM 357			8:00 AM 357	
PM Peak Volume	4:00 PM 405	4:00 PM 412	5:00 PM 437	5:00 PM 420	5:00 PM 428	5:00 PM 415			5:00 PM 415	
<i>Comments:</i>										

LOCATION: 10. Ponderosa Rd to N Shingle Rd
SPECIFIC LOCATION: 0 ft from
CITY/STATE: El Dorado Hills, CA

QC JOB #: 12004742
DIRECTION: EB/WB
DATE: Apr 28 2014 - May 02 2014

Start Time	Mon 28-Apr-14	Tue 29-Apr-14	Wed 30-Apr-14	Thu 01-May-14	Fri 02-May-14	Average Weekday Hourly Traffic		Average Weekday Profile
12:00 AM	12	7	16	12	21	14		
1:00 AM	5	3	9	4	6	5		
2:00 AM	10	4	3	1	6	5		
3:00 AM	8	3	4	12	4	6		
4:00 AM	20	16	15	21	14	17		
5:00 AM	59	64	59	64	66	62		
6:00 AM	182	172	184	206	169	183		
7:00 AM	325	357	327	342	309	332		
8:00 AM	372	359	387	339	327	357		
9:00 AM	251	217	228	277	250	245		
10:00 AM	237	272	261	252	225	249		
11:00 AM	228	215	250	267	236	239		
12:00 PM	288	283	252	304	255	276		
1:00 PM	260	265	288	259	290	272		
2:00 PM	334	353	357	344	348	347		
3:00 PM	346	373	401	316	411	369		
4:00 PM	405	412	358	387	391	391		
5:00 PM	385	407	437	420	428	415		
6:00 PM	238	263	310	275	304	278		
7:00 PM	194	188	240	179	194	199		
8:00 PM	144	141	179	144	184	158		
9:00 PM	101	104	104	132	130	114		
10:00 PM	50	62	53	55	83	61		
11:00 PM	27	25	36	18	45	30		
Day Total	4481	4565	4758	4630	4696	4624		
% Weekday Average	96.9%	98.7%	102.9%	100.1%	101.6%			
% Week Average								
AM Peak Volume	8:00 AM 372	8:00 AM 359	8:00 AM 387	7:00 AM 342	8:00 AM 327	8:00 AM 357		
PM Peak Volume	4:00 PM 405	4:00 PM 412	5:00 PM 437	5:00 PM 420	5:00 PM 428	5:00 PM 415		

Comments:

SUMMARY - Tube Count - Volume Data (Weekend)

LOCATION: 10. Ponderosa Rd to N Shingle Rd SPECIFIC LOCATION: 0 ft from CITY/STATE: El Dorado Hills, CA				QC JOB #: 12004742 DIRECTION: EB/WB DATE: May 03 2014 - May 04 2014		
Start Time			Sat 03-May-14	Sun 04-May-14	Average Weekend Hourly Traffic	Average Weekend Profile
12:00 AM			25	28	27	
1:00 AM			10	11	11	
2:00 AM			7	4	6	
3:00 AM			6	5	6	
4:00 AM			9	7	8	
5:00 AM			27	19	23	
6:00 AM			61	47	54	
7:00 AM			134	113	124	
8:00 AM			232	164	198	
9:00 AM			278	248	263	
10:00 AM			343	225	284	
11:00 AM			280	279	280	
12:00 PM			338	312	325	
1:00 PM			335	284	310	
2:00 PM			339	307	323	
3:00 PM			350	267	309	
4:00 PM			322	292	307	
5:00 PM			294	267	281	
6:00 PM			248	219	234	
7:00 PM			210	169	190	
8:00 PM			159	131	145	
9:00 PM			109	77	93	
10:00 PM			96	44	70	
11:00 PM			53	19	36	
Day Total			4265	3538	3907	
% Weekday Average						
% Week Average			109.2%	90.6%		
AM Peak Volume			10:00 AM 343	11:00 AM 279	10:00 AM 284	
PM Peak Volume			3:00 PM 350	12:00 PM 312	12:00 PM 325	
<i>Comments:</i>						

LOCATION: 10. Ponderosa Rd to N Shingle Rd SPECIFIC LOCATION: 0 ft from CITY/STATE: El Dorado Hills, CA						QC JOB #: 12004742 DIRECTION: EB/WB DATE: Apr 28 2014 - May 04 2014				
Start Time	Mon 28-Apr-14	Tue 29-Apr-14	Wed 30-Apr-14	Thu 01-May-14	Fri 02-May-14	Average Weekday Hourly Traffic	Sat 03-May-14	Sun 04-May-14	Average Week Hourly Traffic	Average Week Profile
12:00 AM	12	7	16	12	21	14	25	28	17	
1:00 AM	5	3	9	4	6	5	10	11	7	
2:00 AM	10	4	3	1	6	5	7	4	5	
3:00 AM	8	3	4	12	4	6	6	5	6	
4:00 AM	20	16	15	21	14	17	9	7	15	
5:00 AM	59	64	59	64	66	62	27	19	51	
6:00 AM	182	172	184	206	169	183	61	47	146	
7:00 AM	325	357	327	342	309	332	134	113	272	
8:00 AM	372	359	387	339	327	357	232	164	311	
9:00 AM	251	217	228	277	250	245	278	248	250	
10:00 AM	237	272	261	252	225	249	343	225	259	
11:00 AM	228	215	250	267	236	239	280	279	251	
12:00 PM	288	283	252	304	255	276	338	312	290	
1:00 PM	260	265	288	259	290	272	335	284	283	
2:00 PM	334	353	357	344	348	347	339	307	340	
3:00 PM	346	373	401	316	411	369	350	267	352	
4:00 PM	405	412	358	387	391	391	322	292	367	
5:00 PM	385	407	437	420	428	415	294	267	377	
6:00 PM	238	263	310	275	304	278	248	219	265	
7:00 PM	194	188	240	179	194	199	210	169	196	
8:00 PM	144	141	179	144	184	158	159	131	155	
9:00 PM	101	104	104	132	130	114	109	77	108	
10:00 PM	50	62	53	55	83	61	96	44	63	
11:00 PM	27	25	36	18	45	30	53	19	32	
Day Total	4481	4565	4758	4630	4696	4624	4265	3538	4418	
% Weekday Average	96.9%	98.7%	102.9%	100.1%	101.6%					
% Week Average	101.4%	103.3%	107.7%	104.8%	106.3%	104.7%	96.5%	80.1%		
AM Peak Volume	8:00 AM 372	8:00 AM 359	8:00 AM 387	7:00 AM 342	8:00 AM 327	8:00 AM 357	10:00 AM 343	11:00 AM 279	8:00 AM 311	
PM Peak Volume	4:00 PM 405	4:00 PM 412	5:00 PM 437	5:00 PM 420	5:00 PM 428	5:00 PM 415	3:00 PM 350	12:00 PM 312	5:00 PM 377	
<i>Comments:</i>										

LOCATION: 10. Ponderosa Rd to N Shingle Rd SPECIFIC LOCATION: 0 ft from CITY/STATE: El Dorado Hills, CA														QC JOB #: 12004742 DIRECTION: EB/WB DATE: May 03 2014	
Start Time	Motor-cycles	Cars & Trailer	2 Axle Long	Buses	2 Axle 6 Tire	3 Axle Single	4 Axle Single	<5 Axle Double	5 Axle Double	>6 Axle Double	<6 Axle Multi	6 Axle Multi	>6 Axle Multi	Not Classified	Total
12:00 AM	0	19	5	0	1	0	0	0	0	0	0	0	0	0	25
1:00 AM	0	8	2	0	0	0	0	0	0	0	0	0	0	0	10
2:00 AM	0	7	0	0	0	0	0	0	0	0	0	0	0	0	7
3:00 AM	0	6	0	0	0	0	0	0	0	0	0	0	0	0	6
4:00 AM	0	8	1	0	0	0	0	0	0	0	0	0	0	0	9
5:00 AM	0	18	6	0	1	0	0	0	0	0	0	0	0	2	27
6:00 AM	0	36	16	0	5	0	0	1	0	0	0	0	0	3	61
7:00 AM	0	91	27	0	11	0	0	1	0	0	0	0	0	4	134
8:00 AM	0	162	53	0	7	0	0	4	0	0	0	0	0	6	232
9:00 AM	2	190	52	0	19	0	0	3	0	0	0	0	0	12	278
10:00 AM	0	226	61	1	31	1	0	3	0	0	0	0	0	20	343
11:00 AM	0	198	47	0	17	0	0	1	0	0	0	0	0	17	280
12:00 PM	1	233	65	0	19	0	0	3	0	0	0	0	0	17	338
1:00 PM	2	226	73	1	11	0	0	2	0	0	0	0	0	20	335
2:00 PM	2	228	60	4	23	0	0	2	0	0	0	0	0	20	339
3:00 PM	0	241	70	1	15	0	0	2	0	0	0	0	0	21	350
4:00 PM	0	229	64	0	14	0	0	2	0	0	0	0	0	13	322
5:00 PM	0	221	52	0	13	0	0	1	0	0	0	0	0	7	294
6:00 PM	1	158	61	0	9	0	0	1	0	0	0	0	0	18	248
7:00 PM	0	166	31	0	5	0	0	1	0	0	0	0	0	7	210
8:00 PM	0	119	29	0	6	0	0	0	0	0	0	0	0	5	159
9:00 PM	0	75	22	0	6	0	0	0	0	0	0	0	0	6	109
10:00 PM	0	75	14	0	4	0	0	0	0	0	0	0	0	3	96
11:00 PM	0	40	10	0	3	0	0	0	0	0	0	0	0	0	53
Day Total	8	2980	821	7	220	1	0	27	0	0	0	0	0	201	4265
Percent	0.2%	69.9%	19.2%	0.2%	5.2%	0.0%	0.0%	0.6%	0.0%	0.0%	0.0%	0.0%	0.0%	4.7%	
ADT 4265															
AM Peak	9:00 AM	10:00 AM	10:00 AM	10:00 AM	10:00 AM	10:00 AM	10:00 AM	8:00 AM						10:00 AM	10:00 AM
Volume	2	226	61	1	31	1		4						20	343
PM Peak	1:00 PM	3:00 PM	1:00 PM	2:00 PM	2:00 PM			12:00 PM						3:00 PM	3:00 PM
Volume	2	241	73	4	23			3						21	350
<i>Comments:</i>															

LOCATION: 10. Ponderosa Rd to N Shingle Rd SPECIFIC LOCATION: 0 ft from CITY/STATE: El Dorado Hills, CA														QC JOB #: 12004742 DIRECTION: EB/WB DATE: May 04 2014	
Start Time	Motor-cycles	Cars & Trailer	2 Axle Long	Buses	2 Axle 6 Tire	3 Axle Single	4 Axle Single	<5 Axle Double	5 Axle Double	>6 Axle Double	<6 Axle Multi	6 Axle Multi	>6 Axle Multi	Not Classified	Total
12:00 AM	0	27	0	0	0	0	0	0	0	0	0	0	0	1	28
1:00 AM	0	11	0	0	0	0	0	0	0	0	0	0	0	0	11
2:00 AM	0	4	0	0	0	0	0	0	0	0	0	0	0	0	4
3:00 AM	0	3	2	0	0	0	0	0	0	0	0	0	0	0	5
4:00 AM	0	5	1	0	1	0	0	0	0	0	0	0	0	0	7
5:00 AM	0	11	6	0	2	0	0	0	0	0	0	0	0	0	19
6:00 AM	0	36	4	0	7	0	0	0	0	0	0	0	0	0	47
7:00 AM	0	76	23	0	12	0	0	1	0	0	0	0	0	1	113
8:00 AM	0	107	44	0	8	0	0	1	0	0	0	0	0	4	164
9:00 AM	0	186	38	0	11	0	0	2	0	0	0	0	0	11	248
10:00 AM	1	138	54	0	14	0	0	2	0	0	0	0	0	16	225
11:00 AM	0	197	54	0	12	0	0	3	0	0	0	0	0	13	279
12:00 PM	0	213	59	1	14	0	0	4	0	0	0	0	0	21	312
1:00 PM	0	204	56	1	10	0	0	2	0	0	0	0	0	11	284
2:00 PM	1	208	62	1	14	0	0	3	0	0	0	0	0	18	307
3:00 PM	2	171	60	0	19	0	0	3	0	0	0	0	0	12	267
4:00 PM	0	198	57	0	13	0	0	2	0	0	0	0	0	22	292
5:00 PM	0	191	47	0	15	0	0	3	0	0	0	0	0	11	267
6:00 PM	0	159	41	0	14	0	0	2	0	0	0	0	0	3	219
7:00 PM	0	117	34	0	11	0	0	2	0	0	0	0	0	5	169
8:00 PM	0	97	28	0	4	0	0	1	0	0	0	0	0	1	131
9:00 PM	0	56	16	0	1	0	0	1	0	0	0	0	0	3	77
10:00 PM	0	34	7	0	1	0	0	0	0	0	0	0	0	2	44
11:00 PM	0	17	1	0	1	0	0	0	0	0	0	0	0	0	19
Day Total	4	2466	694	3	184	0	0	32	0	0	0	0	0	155	3538
Percent	0.1%	69.7%	19.6%	0.1%	5.2%	0.0%	0.0%	0.9%	0.0%	0.0%	0.0%	0.0%	0.0%	4.4%	
ADT 3538															
AM Peak	10:00 AM	11:00 AM	10:00 AM		10:00 AM			11:00 AM						10:00 AM	11:00 AM
Volume	1	197	54		14			3						16	279
PM Peak	3:00 PM	12:00 PM	2:00 PM	12:00 PM	3:00 PM			12:00 PM						4:00 PM	12:00 PM
Volume	2	213	62	1	19			4						22	312
<i>Comments:</i>															

LOCATION: 10. Ponderosa Rd to N Shingle Rd SPECIFIC LOCATION: 0 ft from CITY/STATE: El Dorado Hills, CA														QC JOB #: 12004742 DIRECTION: EB/WB DATE: May 05 2014	
Start Time	Motor-cycles	Cars & Trailer	2 Axle Long	Buses	2 Axle 6 Tire	3 Axle Single	4 Axle Single	<5 Axle Double	5 Axle Double	>6 Axle Double	<6 Axle Multi	6 Axle Multi	>6 Axle Multi	Not Classified	Total
12:00 AM	0	12	0	0	0	0	0	0	0	0	0	0	0	0	12
1:00 AM	0	5	0	0	0	0	0	0	0	0	0	0	0	0	5
2:00 AM	0	7	1	0	2	0	0	0	0	0	0	0	0	0	10
3:00 AM	0	4	2	0	2	0	0	0	0	0	0	0	0	0	8
4:00 AM	0	11	4	0	3	0	0	1	0	0	0	0	0	1	20
5:00 AM	0	39	14	0	5	0	0	0	0	0	0	0	0	1	59
6:00 AM	0	110	42	5	20	0	1	0	0	0	0	0	0	4	182
7:00 AM	0	220	67	0	24	0	0	2	0	0	0	0	0	12	325
8:00 AM	0	264	80	2	15	0	0	1	0	0	0	0	0	10	372
9:00 AM	0	164	56	1	22	0	0	1	0	0	0	0	0	7	251
10:00 AM	0	161	51	3	13	0	0	2	0	0	0	0	0	7	237
11:00 AM	0	151	57	1	12	0	0	1	0	0	0	0	0	6	228
12:00 PM	0	201	55	2	19	0	0	4	0	0	0	0	0	7	288
1:00 PM	1	171	58	3	16	0	0	1	0	0	0	0	0	10	260
2:00 PM	0	237	68	3	17	0	0	1	0	0	0	0	0	8	334
3:00 PM	0	219	80	2	29	0	0	4	1	0	0	0	0	11	346
4:00 PM	0	276	80	2	31	0	0	1	0	0	0	0	0	15	405
5:00 PM	0	277	72	0	22	0	0	4	0	0	0	0	0	10	385
6:00 PM	0	172	47	0	13	0	0	2	0	0	0	0	0	4	238
7:00 PM	0	149	29	0	11	0	0	0	0	0	0	0	0	5	194
8:00 PM	0	118	22	0	4	0	0	0	0	0	0	0	0	0	144
9:00 PM	0	75	18	0	5	0	0	0	0	0	0	0	0	3	101
10:00 PM	0	40	5	0	4	0	0	0	0	0	0	0	0	1	50
11:00 PM	0	24	3	0	0	0	0	0	0	0	0	0	0	0	27
Day Total	1	3107	911	24	289	0	1	25	1	0	0	0	0	122	4481
Percent	0.0%	69.3%	20.3%	0.5%	6.4%	0.0%	0.0%	0.6%	0.0%	0.0%	0.0%	0.0%	0.0%	2.7%	
ADT 4481															
AM Peak Volume	8:00 AM	8:00 AM	6:00 AM	7:00 AM	6:00 AM	7:00 AM	7:00 AM	7:00 AM	7:00 AM	7:00 AM	7:00 AM	7:00 AM	7:00 AM	7:00 AM	8:00 AM
	264	80	5	24	1	2								12	372
PM Peak Volume	1:00 PM	5:00 PM	3:00 PM	1:00 PM	4:00 PM	12:00 PM	3:00 PM							4:00 PM	4:00 PM
	1	277	80	3	31	4	1							15	405
<i>Comments:</i>															

LOCATION: 10. Ponderosa Rd to N Shingle Rd SPECIFIC LOCATION: 0 ft from CITY/STATE: El Dorado Hills, CA														QC JOB #: 12004742 DIRECTION: EB/WB DATE: May 06 2014	
Start Time	Motor-cycles	Cars & Trailer	2 Axle Long	Buses	2 Axle 6 Tire	3 Axle Single	4 Axle Single	<5 Axle Double	5 Axle Double	>6 Axle Double	<6 Axle Multi	6 Axle Multi	>6 Axle Multi	Not Classified	Total
12:00 AM	0	4	2	0	1	0	0	0	0	0	0	0	0	0	7
1:00 AM	0	2	1	0	0	0	0	0	0	0	0	0	0	0	3
2:00 AM	0	1	1	0	2	0	0	0	0	0	0	0	0	0	4
3:00 AM	0	1	1	0	0	0	0	0	0	0	0	0	0	1	3
4:00 AM	0	7	7	0	1	0	0	1	0	0	0	0	0	0	16
5:00 AM	0	42	13	0	8	0	0	0	0	0	0	0	0	1	64
6:00 AM	0	97	45	5	17	1	0	2	0	0	0	0	0	5	172
7:00 AM	0	233	90	0	23	2	0	3	0	0	0	0	0	6	357
8:00 AM	0	252	76	2	13	0	0	4	0	0	0	0	0	12	359
9:00 AM	0	161	42	1	9	0	0	1	0	0	0	0	0	3	217
10:00 AM	0	175	65	0	19	1	0	4	0	0	0	0	0	8	272
11:00 AM	0	138	48	1	22	0	0	2	0	0	0	0	0	4	215
12:00 PM	0	202	60	0	15	0	0	3	0	0	0	0	0	3	283
1:00 PM	0	167	59	0	31	0	0	1	0	0	0	0	0	7	265
2:00 PM	0	250	67	2	20	0	0	5	0	0	0	0	0	9	353
3:00 PM	0	237	92	4	30	0	0	4	0	0	0	0	0	6	373
4:00 PM	0	280	97	1	23	0	0	2	0	0	0	0	0	9	412
5:00 PM	0	278	93	0	17	0	0	1	0	0	0	0	0	18	407
6:00 PM	0	194	50	0	14	0	0	2	0	0	0	0	0	3	263
7:00 PM	0	140	37	1	4	0	0	1	0	0	0	0	0	5	188
8:00 PM	0	102	30	0	7	0	0	1	0	0	0	0	0	1	141
9:00 PM	0	86	13	0	2	0	0	0	0	0	0	0	0	3	104
10:00 PM	0	47	11	0	2	0	0	0	0	0	0	0	0	2	62
11:00 PM	0	17	5	0	3	0	0	0	0	0	0	0	0	0	25
Day Total	0	3113	1005	17	283	4	0	37	0	0	0	0	0	106	4565
Percent	0.0%	68.2%	22.0%	0.4%	6.2%	0.1%	0.0%	0.8%	0.0%	0.0%	0.0%	0.0%	0.0%	2.3%	
ADT 4565															
AM Peak Volume	8:00 AM	7:00 AM	6:00 AM	7:00 AM	7:00 AM			8:00 AM						8:00 AM	8:00 AM
	252	90	5	23	2			4						12	359
PM Peak Volume	4:00 PM	4:00 PM	3:00 PM	1:00 PM				2:00 PM						5:00 PM	4:00 PM
	280	97	4	31				5						18	412
<i>Comments:</i>															

LOCATION: 10. Ponderosa Rd to N Shingle Rd SPECIFIC LOCATION: 0 ft from CITY/STATE: El Dorado Hills, CA														QC JOB #: 12004742 DIRECTION: EB/WB DATE: May 07 2014	
Start Time	Motor-cycles	Cars & Trailer	2 Axle Long	Buses	2 Axle 6 Tire	3 Axle Single	4 Axle Single	<5 Axle Double	5 Axle Double	>6 Axle Double	<6 Axle Multi	6 Axle Multi	>6 Axle Multi	Not Classified	Total
12:00 AM	0	12	4	0	0	0	0	0	0	0	0	0	0	0	16
1:00 AM	0	4	5	0	0	0	0	0	0	0	0	0	0	0	9
2:00 AM	0	2	0	0	0	0	0	0	0	0	0	0	0	1	3
3:00 AM	0	4	0	0	0	0	0	0	0	0	0	0	0	0	4
4:00 AM	0	8	4	0	3	0	0	0	0	0	0	0	0	0	15
5:00 AM	0	35	15	0	7	0	0	0	0	0	0	0	0	2	59
6:00 AM	0	99	55	5	17	0	0	1	0	0	0	0	0	7	184
7:00 AM	0	223	77	0	16	0	0	1	0	0	0	0	0	10	327
8:00 AM	0	250	98	4	16	0	0	2	0	0	0	0	0	17	387
9:00 AM	0	148	52	2	17	0	0	2	0	0	0	0	0	7	228
10:00 AM	0	184	53	4	14	0	0	2	0	0	0	0	0	4	261
11:00 AM	0	172	50	0	16	0	0	3	0	0	0	0	0	9	250
12:00 PM	0	165	66	1	16	0	0	0	0	0	0	0	0	4	252
1:00 PM	0	184	70	1	17	0	0	3	0	0	0	0	0	13	288
2:00 PM	1	252	66	4	23	0	0	1	0	0	0	0	0	10	357
3:00 PM	0	242	106	2	35	0	0	3	0	0	0	0	0	13	401
4:00 PM	0	250	78	2	16	0	0	1	0	0	0	0	0	11	358
5:00 PM	0	325	78	1	18	0	0	3	0	0	0	0	0	12	437
6:00 PM	0	227	63	0	13	0	0	0	0	0	0	0	0	7	310
7:00 PM	0	167	46	0	13	0	0	0	0	0	0	0	0	14	240
8:00 PM	0	139	31	0	5	0	0	0	0	0	0	0	0	4	179
9:00 PM	0	77	19	0	6	0	0	0	0	0	0	0	0	2	104
10:00 PM	0	38	9	0	4	0	0	0	0	0	0	0	0	2	53
11:00 PM	0	26	8	0	1	0	0	0	0	0	0	0	0	1	36
Day Total	1	3233	1053	26	273	0	0	22	0	0	0	0	0	150	4758
Percent	0.0%	67.9%	22.1%	0.5%	5.7%	0.0%	0.0%	0.5%	0.0%	0.0%	0.0%	0.0%	0.0%	3.2%	
ADT 4758															
AM Peak Volume	8:00 AM	8:00 AM	6:00 AM	6:00 AM	11:00 AM	8:00 AM	8:00 AM								
	250	98	5	17	3	17	387								
PM Peak Volume	2:00 PM	5:00 PM	3:00 PM	2:00 PM	3:00 PM	1:00 PM	7:00 PM	5:00 PM							
	1	325	106	4	35	3	14	437							
<i>Comments:</i>															

LOCATION: 10. Ponderosa Rd to N Shingle Rd SPECIFIC LOCATION: 0 ft from CITY/STATE: El Dorado Hills, CA														QC JOB #: 12004742 DIRECTION: EB/WB DATE: May 08 2014	
Start Time	Motor-cycles	Cars & Trailer	2 Axle Long	Buses	2 Axle 6 Tire	3 Axle Single	4 Axle Single	<5 Axle Double	5 Axle Double	>6 Axle Double	<6 Axle Multi	6 Axle Multi	>6 Axle Multi	Not Classified	Total
12:00 AM	0	8	4	0	0	0	0	0	0	0	0	0	0	0	12
1:00 AM	0	3	1	0	0	0	0	0	0	0	0	0	0	0	4
2:00 AM	0	1	0	0	0	0	0	0	0	0	0	0	0	0	1
3:00 AM	0	8	1	0	3	0	0	0	0	0	0	0	0	0	12
4:00 AM	0	13	6	0	2	0	0	0	0	0	0	0	0	0	21
5:00 AM	0	42	12	0	9	0	0	1	0	0	0	0	0	0	64
6:00 AM	0	114	68	5	15	0	0	3	0	0	0	0	0	1	206
7:00 AM	0	229	88	0	18	0	0	3	0	0	0	0	0	4	342
8:00 AM	0	239	84	2	11	0	0	1	0	0	0	0	0	2	339
9:00 AM	0	168	80	0	16	0	0	5	0	0	0	0	0	8	277
10:00 AM	0	167	65	1	9	0	0	4	0	0	0	0	0	6	252
11:00 AM	0	174	68	2	14	0	0	2	0	0	0	0	0	7	267
12:00 PM	0	197	81	0	15	0	0	2	0	0	0	0	0	9	304
1:00 PM	0	172	65	0	12	0	0	1	0	0	0	0	0	9	259
2:00 PM	1	228	70	6	28	0	0	1	0	0	0	0	0	10	344
3:00 PM	0	206	71	2	25	0	0	8	0	0	0	0	0	4	316
4:00 PM	0	253	90	1	30	0	0	4	0	0	0	0	0	9	387
5:00 PM	0	292	85	0	27	0	0	0	0	0	0	0	0	16	420
6:00 PM	0	189	59	0	16	0	0	2	0	0	0	0	0	9	275
7:00 PM	0	127	36	0	10	0	0	0	0	0	0	0	0	6	179
8:00 PM	1	106	32	0	3	0	0	0	0	0	0	0	0	2	144
9:00 PM	0	96	28	1	5	0	0	0	0	0	0	0	0	2	132
10:00 PM	0	47	4	0	3	0	0	0	0	0	0	0	0	1	55
11:00 PM	0	12	4	0	2	0	0	0	0	0	0	0	0	0	18
Day Total	2	3091	1102	20	273	0	0	37	0	0	0	0	0	105	4630
Percent	0.0%	66.8%	23.8%	0.4%	5.9%	0.0%	0.0%	0.8%	0.0%	0.0%	0.0%	0.0%	0.0%	2.3%	
ADT 4630															
AM Peak	8:00 AM		7:00 AM	6:00 AM	7:00 AM	9:00 AM					9:00 AM			7:00 AM	
Volume	239		88	5	18	5					8			342	
PM Peak	2:00 PM	5:00 PM		4:00 PM	2:00 PM	4:00 PM		3:00 PM			5:00 PM			5:00 PM	
Volume	1	292		90	6	30		8			16			420	
<i>Comments:</i>															

LOCATION: 10. Ponderosa Rd to N Shingle Rd SPECIFIC LOCATION: 0 ft from CITY/STATE: El Dorado Hills, CA														QC JOB #: 12004742 DIRECTION: EB/WB DATE: May 09 2014	
Start Time	Motor-cycles	Cars & Trailer	2 Axle Long	Buses	2 Axle 6 Tire	3 Axle Single	4 Axle Single	<5 Axle Double	5 Axle Double	>6 Axle Double	<6 Axle Multi	6 Axle Multi	>6 Axle Multi	Not Classified	Total
12:00 AM	0	15	4	0	1	0	0	0	0	0	0	0	0	1	21
1:00 AM	0	3	3	0	0	0	0	0	0	0	0	0	0	0	6
2:00 AM	0	5	0	0	1	0	0	0	0	0	0	0	0	0	6
3:00 AM	0	3	1	0	0	0	0	0	0	0	0	0	0	0	4
4:00 AM	0	9	4	0	1	0	0	0	0	0	0	0	0	0	14
5:00 AM	0	47	12	0	5	0	0	1	0	0	0	0	0	1	66
6:00 AM	0	94	47	4	14	0	0	3	0	0	0	0	0	7	169
7:00 AM	0	213	74	0	16	0	0	2	0	0	0	0	0	4	309
8:00 AM	0	231	71	2	15	0	0	3	0	0	0	0	0	5	327
9:00 AM	0	164	52	1	25	0	0	2	0	0	0	0	0	6	250
10:00 AM	0	152	57	0	10	0	0	1	0	0	0	0	0	5	225
11:00 AM	0	141	66	1	20	0	0	3	0	0	0	0	0	5	236
12:00 PM	0	172	65	1	8	0	0	2	0	0	0	0	0	7	255
1:00 PM	0	188	64	0	21	0	0	7	0	0	0	0	0	10	290
2:00 PM	0	231	74	3	26	0	0	5	0	0	0	0	0	9	348
3:00 PM	0	265	100	4	23	0	0	4	0	0	0	0	0	15	411
4:00 PM	0	253	87	1	28	0	0	3	0	0	0	0	0	19	391
5:00 PM	0	296	97	0	22	0	0	1	0	0	0	0	0	12	428
6:00 PM	0	215	55	1	26	0	0	0	0	0	0	0	0	7	304
7:00 PM	0	143	27	1	13	0	0	3	0	0	0	0	0	7	194
8:00 PM	0	140	34	0	4	0	0	0	0	0	0	0	0	6	184
9:00 PM	0	101	21	0	5	0	0	1	0	0	0	0	0	2	130
10:00 PM	0	62	17	0	3	0	0	0	0	0	0	0	0	1	83
11:00 PM	0	27	12	0	4	0	0	0	0	0	0	0	0	2	45
Day Total	0	3170	1044	19	291	0	0	41	0	0	0	0	0	131	4696
Percent	0.0%	67.5%	22.2%	0.4%	6.2%	0.0%	0.0%	0.9%	0.0%	0.0%	0.0%	0.0%	0.0%	2.8%	
ADT 4696															
AM Peak	8:00 AM		7:00 AM	6:00 AM	9:00 AM	6:00 AM					6:00 AM		8:00 AM		
Volume	231		74	4	25	3					7		327		
PM Peak	5:00 PM		3:00 PM	3:00 PM	4:00 PM	1:00 PM					4:00 PM		5:00 PM		
Volume	296		100	4	28	7					19		428		
<i>Comments:</i>															

LOCATION: 10. Ponderosa Rd to N Shingle Rd											QC JOB #: 12004742				
SPECIFIC LOCATION: 0 ft from											DIRECTION: EB/WB				
CITY/STATE: El Dorado Hills, CA											DATE: May 03 2014 - May 09 2014				
Start Time	Motor-cycles	Cars & Trailer	2 Axle Long	Buses	2 Axle 6 Tire	3 Axle Single	4 Axle Single	<5 Axle Double	5 Axle Double	>6 Axle Double	<6 Axle Multi	6 Axle Multi	>6 Axle Multi	Not Classified	Total
Grand Total	16	21160	6630	116	1813	5	1	221	1	0	0	0	0	970	30933
Percent	0.1%	68.4%	21.4%	0.4%	5.9%	0.0%	0.0%	0.7%	0.0%	0.0%	0.0%	0.0%	0.0%	3.1%	
ADT 4419															
<i>Comments:</i>															

Report generated on 5/30/2014 3:58 PM

SOURCE: Quality Counts, LLC (<http://www.qualitycounts.net>)



LOCATION: 10. Ponderosa Rd to N Shingle Rd SPECIFIC LOCATION: 0 ft from CITY/STATE: El Dorado Hills, CA											QC JOB #: 12004742 DIRECTION: EB/WB DATE: May 03 2014			
Start Time	1 39	40 45	46 48	49 51	52 54	55 57	58 60	61 63	64 66	67 9999	Total	Pace Speed	Number in Pace	
12:00 AM	6	12	6	0	1	0	0	0	0	0	25	39-48	18	
1:00 AM	5	5	0	0	0	0	0	0	0	0	10	39-48	5	
2:00 AM	4	3	0	0	0	0	0	0	0	0	7	39-48	3	
3:00 AM	2	2	2	0	0	0	0	0	0	0	6	39-48	4	
4:00 AM	4	3	2	0	0	0	0	0	0	0	9	39-48	5	
5:00 AM	9	13	1	3	1	0	0	0	0	0	27	40-49	15	
6:00 AM	24	28	6	2	0	1	0	0	0	0	61	40-49	34	
7:00 AM	61	59	11	2	1	0	0	0	0	0	134	39-48	71	
8:00 AM	99	105	19	6	2	1	0	0	0	0	232	40-49	126	
9:00 AM	130	123	19	5	0	1	0	0	0	0	278	39-48	145	
10:00 AM	180	138	21	4	0	0	0	0	0	0	343	39-48	163	
11:00 AM	152	114	14	0	0	0	0	0	0	0	280	39-48	131	
12:00 PM	153	157	22	5	1	0	0	0	0	0	338	39-48	182	
1:00 PM	157	155	20	2	0	1	0	0	0	0	335	39-48	179	
2:00 PM	135	169	22	11	2	0	0	0	0	0	339	40-49	194	
3:00 PM	148	172	18	7	4	1	0	0	0	0	350	39-48	193	
4:00 PM	89	197	28	6	2	0	0	0	0	0	322	39-48	227	
5:00 PM	98	168	17	8	3	0	0	0	0	0	294	40-49	187	
6:00 PM	94	133	16	5	0	0	0	0	0	0	248	39-48	151	
7:00 PM	70	121	13	5	0	1	0	0	0	0	210	40-49	135	
8:00 PM	82	66	9	2	0	0	0	0	0	0	159	39-48	77	
9:00 PM	48	45	9	6	0	1	0	0	0	0	109	40-49	56	
10:00 PM	38	47	11	0	0	0	0	0	0	0	96	40-49	58	
11:00 PM	26	22	3	1	1	0	0	0	0	0	53	40-49	25	
Day Total	1814	2057	289	80	18	7	0	0	0	0	4265	39-48	2392	
Percent	42.5%	48.2%	6.8%	1.9%	0.4%	0.2%	0.0%	0.0%	0.0%	0.0%				
ADT 4265														
AM Peak	10:00 AM	10:00 AM	10:00 AM	8:00 AM	8:00 AM	6:00 AM						10:00 AM		
Volume	180	138	21	6	2	1						343		
PM Peak	1:00 PM	4:00 PM	4:00 PM	2:00 PM	3:00 PM	1:00 PM						3:00 PM		
Volume	157	197	28	11	4	1						350		
<i>Comments:</i>														

LOCATION: 10. Ponderosa Rd to N Shingle Rd SPECIFIC LOCATION: 0 ft from CITY/STATE: El Dorado Hills, CA											QC JOB #: 12004742 DIRECTION: EB/WB DATE: May 04 2014			
Start Time	1 39	40 45	46 48	49 51	52 54	55 57	58 60	61 63	64 66	67 9999	Total	Pace Speed	Number in Pace	
12:00 AM	13	9	2	0	4	0	0	0	0	0	28	40-49	11	
1:00 AM	3	6	1	0	1	0	0	0	0	0	11	40-49	7	
2:00 AM	1	1	2	0	0	0	0	0	0	0	4	40-49	3	
3:00 AM	3	2	0	0	0	0	0	0	0	0	5	39-48	2	
4:00 AM	0	4	3	0	0	0	0	0	0	0	7	39-48	7	
5:00 AM	7	10	1	1	0	0	0	0	0	0	19	40-49	11	
6:00 AM	6	33	4	4	0	0	0	0	0	0	47	40-49	38	
7:00 AM	37	58	11	5	1	1	0	0	0	0	113	40-49	70	
8:00 AM	49	84	23	7	1	0	0	0	0	0	164	40-49	109	
9:00 AM	89	127	22	7	3	0	0	0	0	0	248	40-49	151	
10:00 AM	87	103	25	9	1	0	0	0	0	0	225	40-49	131	
11:00 AM	128	130	18	2	1	0	0	0	0	0	279	39-48	151	
12:00 PM	131	155	17	6	2	1	0	0	0	0	312	39-48	175	
1:00 PM	103	160	14	4	3	0	0	0	0	0	284	39-48	176	
2:00 PM	125	152	17	11	1	0	0	0	0	1	307	40-49	172	
3:00 PM	117	113	28	7	1	1	0	0	0	0	267	39-48	144	
4:00 PM	99	145	36	12	0	0	0	0	0	0	292	40-49	185	
5:00 PM	66	162	27	8	4	0	0	0	0	0	267	40-49	191	
6:00 PM	49	142	16	9	3	0	0	0	0	0	219	40-49	160	
7:00 PM	70	80	12	7	0	0	0	0	0	0	169	40-49	94	
8:00 PM	68	55	4	4	0	0	0	0	0	0	131	38-47	61	
9:00 PM	31	41	3	1	1	0	0	0	0	0	77	40-49	44	
10:00 PM	20	18	4	2	0	0	0	0	0	0	44	40-49	22	
11:00 PM	4	11	1	2	0	0	1	0	0	0	19	40-49	12	
Day Total	1306	1801	291	108	27	3	1	0	0	1	3538	40-49	2128	
Percent	36.9%	50.9%	8.2%	3.1%	0.8%	0.1%	0.0%	0.0%	0.0%	0.0%				
ADT 3538														
AM Peak	11:00 AM	11:00 AM	10:00 AM	10:00 AM	12:00 AM	7:00 AM						11:00 AM		
Volume	128	130	25	9	4	1						279		
PM Peak	12:00 PM	5:00 PM	4:00 PM	4:00 PM	5:00 PM	12:00 PM	11:00 PM			2:00 PM	12:00 PM			
Volume	131	162	36	12	4	1	1			1	312			
<i>Comments:</i>														

LOCATION: 10. Ponderosa Rd to N Shingle Rd SPECIFIC LOCATION: 0 ft from CITY/STATE: El Dorado Hills, CA											QC JOB #: 12004742 DIRECTION: EB/WB DATE: May 05 2014					
Start Time	1 39	40 45	46 48	49 51	52 54	55 57	58 60	61 63	64 66	67 9999	Total	Pace Speed	Number in Pace			
12:00 AM	4	5	2	0	0	1	0	0	0	0	12	39-48	7			
1:00 AM	1	3	1	0	0	0	0	0	0	0	5	39-48	4			
2:00 AM	4	5	0	1	0	0	0	0	0	0	10	40-49	5			
3:00 AM	2	6	0	0	0	0	0	0	0	0	8	39-48	6			
4:00 AM	6	11	3	0	0	0	0	0	0	0	20	39-48	14			
5:00 AM	9	33	8	7	1	0	1	0	0	0	59	40-49	43			
6:00 AM	51	99	19	11	1	1	0	0	0	0	182	40-49	121			
7:00 AM	66	180	56	18	4	1	0	0	0	0	325	40-49	242			
8:00 AM	94	209	52	16	1	0	0	0	0	0	372	40-49	266			
9:00 AM	81	137	21	11	1	0	0	0	0	0	251	40-49	161			
10:00 AM	90	123	19	4	1	0	0	0	0	0	237	39-48	144			
11:00 AM	77	122	18	8	2	1	0	0	0	0	228	40-49	142			
12:00 PM	82	173	26	6	0	0	1	0	0	0	288	40-49	201			
1:00 PM	106	124	22	7	1	0	0	0	0	0	260	40-49	148			
2:00 PM	126	179	20	7	2	0	0	0	0	0	334	39-48	202			
3:00 PM	125	187	24	7	3	0	0	0	0	0	346	39-48	214			
4:00 PM	136	233	29	6	1	0	0	0	0	0	405	39-48	265			
5:00 PM	131	217	29	6	2	0	0	0	0	0	385	39-48	249			
6:00 PM	80	134	14	8	2	0	0	0	0	0	238	40-49	150			
7:00 PM	62	104	23	5	0	0	0	0	0	0	194	40-49	128			
8:00 PM	52	73	9	8	2	0	0	0	0	0	144	40-49	84			
9:00 PM	51	48	2	0	0	0	0	0	0	0	101	36-45	53			
10:00 PM	13	32	3	1	1	0	0	0	0	0	50	40-49	35			
11:00 PM	7	14	4	1	1	0	0	0	0	0	27	40-49	18			
Day Total	1456	2451	404	138	26	4	2	0	0	0	4481	40-49	2901			
Percent	32.5%	54.7%	9.0%	3.1%	0.6%	0.1%	0.0%	0.0%	0.0%	0.0%						
ADT 4481																
AM Peak	8:00 AM	8:00 AM	7:00 AM	7:00 AM	7:00 AM	12:00 AM	5:00 AM							8:00 AM		
Volume	94	209	56	18	4	1	1							372		
PM Peak	4:00 PM	4:00 PM	4:00 PM	6:00 PM	3:00 PM	12:00 PM					4:00 PM					
Volume	136	233	29	8	3	1					405					
<i>Comments:</i>																

LOCATION: 10. Ponderosa Rd to N Shingle Rd SPECIFIC LOCATION: 0 ft from CITY/STATE: El Dorado Hills, CA											QC JOB #: 12004742 DIRECTION: EB/WB DATE: May 06 2014			
Start Time	1 39	40 45	46 48	49 51	52 54	55 57	58 60	61 63	64 66	67 9999	Total	Pace Speed	Number in Pace	
12:00 AM	0	6	0	1	0	0	0	0	0	0	7	40-49	6	
1:00 AM	1	2	0	0	0	0	0	0	0	0	3	39-48	2	
2:00 AM	2	1	1	0	0	0	0	0	0	0	4	39-48	2	
3:00 AM	3	0	0	0	0	0	0	0	0	0	3	39-48	0	
4:00 AM	5	6	4	1	0	0	0	0	0	0	16	40-49	10	
5:00 AM	16	32	11	4	1	0	0	0	0	0	64	40-49	44	
6:00 AM	47	91	24	10	0	0	0	0	0	0	172	40-49	118	
7:00 AM	103	214	31	8	1	0	0	0	0	0	357	40-49	247	
8:00 AM	124	196	29	9	1	0	0	0	0	0	359	40-49	228	
9:00 AM	69	117	22	7	2	0	0	0	0	0	217	40-49	141	
10:00 AM	111	130	27	4	0	0	0	0	0	0	272	39-48	159	
11:00 AM	84	111	15	5	0	0	0	0	0	0	215	39-48	128	
12:00 PM	96	156	23	5	3	0	0	0	0	0	283	39-48	181	
1:00 PM	105	129	19	11	1	0	0	0	0	0	265	40-49	151	
2:00 PM	124	200	24	4	1	0	0	0	0	0	353	39-48	227	
3:00 PM	123	202	36	7	5	0	0	0	0	0	373	39-48	241	
4:00 PM	125	250	31	4	2	0	0	0	0	0	412	39-48	284	
5:00 PM	110	238	51	6	2	0	0	0	0	0	407	39-48	291	
6:00 PM	78	153	24	7	1	0	0	0	0	0	263	40-49	179	
7:00 PM	46	118	20	3	1	0	0	0	0	0	188	39-48	139	
8:00 PM	46	75	14	5	1	0	0	0	0	0	141	40-49	90	
9:00 PM	42	52	8	1	1	0	0	0	0	0	104	39-48	61	
10:00 PM	22	26	11	2	1	0	0	0	0	0	62	40-49	37	
11:00 PM	10	13	1	1	0	0	0	0	0	0	25	40-49	14	
Day Total	1492	2518	426	105	24	0	0	0	0	0	4565	39-48	2982	
Percent	32.7%	55.2%	9.3%	2.3%	0.5%	0.0%	0.0%	0.0%	0.0%	0.0%				
ADT 4565														
AM Peak Volume	8:00 AM 124	7:00 AM 214	7:00 AM 31	6:00 AM 10	9:00 AM 2						8:00 AM 359			
PM Peak Volume	4:00 PM 125	4:00 PM 250	5:00 PM 51	1:00 PM 11	3:00 PM 5						4:00 PM 412			
<i>Comments:</i>														

LOCATION: 10. Ponderosa Rd to N Shingle Rd SPECIFIC LOCATION: 0 ft from CITY/STATE: El Dorado Hills, CA											QC JOB #: 12004742 DIRECTION: EB/WB DATE: May 07 2014				
Start Time	1 39	40 45	46 48	49 51	52 54	55 57	58 60	61 63	64 66	67 9999	Total	Pace Speed	Number in Pace		
12:00 AM	4	9	2	1	0	0	0	0	0	0	16	40-49	11		
1:00 AM	4	4	0	1	0	0	0	0	0	0	9	40-49	4		
2:00 AM	3	0	0	0	0	0	0	0	0	0	3	39-48	0		
3:00 AM	0	1	2	0	1	0	0	0	0	0	4	45-54	3		
4:00 AM	1	11	3	0	0	0	0	0	0	0	15	39-48	14		
5:00 AM	16	33	5	5	0	0	0	0	0	0	59	40-49	39		
6:00 AM	46	98	32	7	1	0	0	0	0	0	184	40-49	132		
7:00 AM	75	194	46	10	2	0	0	0	0	0	327	40-49	243		
8:00 AM	106	229	38	14	0	0	0	0	0	0	387	40-49	271		
9:00 AM	84	122	15	5	1	1	0	0	0	0	228	39-48	139		
10:00 AM	76	149	24	8	4	0	0	0	0	0	261	40-49	175		
11:00 AM	83	142	22	3	0	0	0	0	0	0	250	39-48	166		
12:00 PM	74	149	25	4	0	0	0	0	0	0	252	40-49	175		
1:00 PM	107	153	14	9	5	0	0	0	0	0	288	40-49	170		
2:00 PM	123	193	31	8	1	1	0	0	0	0	357	39-48	227		
3:00 PM	131	213	48	7	1	1	0	0	0	0	401	39-48	264		
4:00 PM	126	192	34	4	1	0	1	0	0	0	358	39-48	229		
5:00 PM	106	268	45	16	2	0	0	0	0	0	437	40-49	318		
6:00 PM	83	174	45	5	3	0	0	0	0	0	310	39-48	221		
7:00 PM	75	131	26	5	2	1	0	0	0	0	240	40-49	158		
8:00 PM	71	91	13	1	3	0	0	0	0	0	179	39-48	105		
9:00 PM	40	54	5	1	4	0	0	0	0	0	104	39-48	60		
10:00 PM	18	27	4	3	1	0	0	0	0	0	53	40-49	32		
11:00 PM	7	21	3	4	0	1	0	0	0	0	36	40-49	25		
Day Total	1459	2658	482	121	32	5	1	0	0	0	4758	40-49	3180		
Percent	30.7%	55.9%	10.1%	2.5%	0.7%	0.1%	0.0%	0.0%	0.0%	0.0%					
ADT 4758															
AM Peak	8:00 AM	8:00 AM	7:00 AM	8:00 AM	10:00 AM	9:00 AM						8:00 AM			
Volume	106	229	46	14	4	1						387			
PM Peak	3:00 PM	5:00 PM	3:00 PM	5:00 PM	1:00 PM	2:00 PM	4:00 PM						5:00 PM		
Volume	131	268	48	16	5	1	1						437		
<i>Comments:</i>															

LOCATION: 10. Ponderosa Rd to N Shingle Rd SPECIFIC LOCATION: 0 ft from CITY/STATE: El Dorado Hills, CA											QC JOB #: 12004742 DIRECTION: EB/WB DATE: May 08 2014				
Start Time	1 39	40 45	46 48	49 51	52 54	55 57	58 60	61 63	64 66	67 9999	Total	Pace Speed	Number in Pace		
12:00 AM	4	7	1	0	0	0	0	0	0	0	12	39-48	8		
1:00 AM	1	2	1	0	0	0	0	0	0	0	4	39-48	3		
2:00 AM	1	0	0	0	0	0	0	0	0	0	1	39-48	0		
3:00 AM	4	6	0	2	0	0	0	0	0	0	12	41-50	6		
4:00 AM	6	9	3	3	0	0	0	0	0	0	21	40-49	13		
5:00 AM	21	35	4	4	0	0	0	0	0	0	64	40-49	40		
6:00 AM	43	114	38	8	3	0	0	0	0	0	206	40-49	154		
7:00 AM	87	198	33	21	2	1	0	0	0	0	342	40-49	238		
8:00 AM	92	196	38	8	2	2	1	0	0	0	339	40-49	236		
9:00 AM	106	147	17	5	1	1	0	0	0	0	277	39-48	166		
10:00 AM	64	138	35	12	3	0	0	0	0	0	252	40-49	177		
11:00 AM	83	151	27	5	0	0	1	0	0	0	267	39-48	180		
12:00 PM	96	170	29	8	1	0	0	0	0	0	304	40-49	201		
1:00 PM	90	142	22	3	2	0	0	0	0	0	259	39-48	166		
2:00 PM	115	189	28	8	4	0	0	0	0	0	344	40-49	219		
3:00 PM	97	176	35	7	1	0	0	0	0	0	316	40-49	213		
4:00 PM	104	226	40	15	2	0	0	0	0	0	387	40-49	271		
5:00 PM	102	265	41	7	3	2	0	0	0	0	420	40-49	308		
6:00 PM	85	156	28	4	2	0	0	0	0	0	275	39-48	186		
7:00 PM	48	105	19	5	2	0	0	0	0	0	179	40-49	125		
8:00 PM	60	66	15	1	2	0	0	0	0	0	144	39-48	82		
9:00 PM	60	63	5	2	2	0	0	0	0	0	132	39-48	69		
10:00 PM	19	30	4	0	1	1	0	0	0	0	55	39-48	34		
11:00 PM	9	6	2	0	1	0	0	0	0	0	18	39-48	8		
Day Total	1397	2597	465	128	34	7	2	0	0	0	4630	40-49	3104		
Percent	30.2%	56.1%	10.0%	2.8%	0.7%	0.2%	0.0%	0.0%	0.0%	0.0%					
ADT 4630															
AM Peak Volume	9:00 AM	7:00 AM	6:00 AM	7:00 AM	6:00 AM	8:00 AM	8:00 AM						7:00 AM		
	106	198	38	21	3	2	1						342		
PM Peak Volume	2:00 PM	5:00 PM	5:00 PM	4:00 PM	2:00 PM	5:00 PM							5:00 PM		
	115	265	41	15	4	2							420		
<i>Comments:</i>															

LOCATION: 10. Ponderosa Rd to N Shingle Rd SPECIFIC LOCATION: 0 ft from CITY/STATE: El Dorado Hills, CA											QC JOB #: 12004742 DIRECTION: EB/WB DATE: May 09 2014				
Start Time	1 39	40 45	46 48	49 51	52 54	55 57	58 60	61 63	64 66	67 9999	Total	Pace Speed	Number in Pace		
12:00 AM	10	8	2	0	1	0	0	0	0	0	21	40-49	10		
1:00 AM	2	3	1	0	0	0	0	0	0	0	6	39-48	4		
2:00 AM	2	4	0	0	0	0	0	0	0	0	6	39-48	4		
3:00 AM	2	1	1	0	0	0	0	0	0	0	4	39-48	2		
4:00 AM	3	6	3	1	1	0	0	0	0	0	14	40-49	9		
5:00 AM	20	30	8	5	3	0	0	0	0	0	66	40-49	39		
6:00 AM	46	83	31	7	2	0	0	0	0	0	169	40-49	116		
7:00 AM	79	173	40	15	2	0	0	0	0	0	309	40-49	217		
8:00 AM	91	199	32	4	1	0	0	0	0	0	327	39-48	233		
9:00 AM	72	144	27	7	0	0	0	0	0	0	250	40-49	173		
10:00 AM	83	112	20	9	1	0	0	0	0	0	225	40-49	134		
11:00 AM	75	126	26	8	1	0	0	0	0	0	236	40-49	154		
12:00 PM	81	153	14	6	1	0	0	0	0	0	255	40-49	169		
1:00 PM	95	163	26	6	0	0	0	0	0	0	290	40-49	191		
2:00 PM	92	212	36	7	1	0	0	0	0	0	348	40-49	250		
3:00 PM	143	226	34	4	3	0	1	0	0	0	411	39-48	263		
4:00 PM	127	216	39	8	1	0	0	0	0	0	391	39-48	258		
5:00 PM	117	262	39	9	1	0	0	0	0	0	428	39-48	304		
6:00 PM	96	167	35	4	2	0	0	0	0	0	304	39-48	204		
7:00 PM	51	113	21	5	3	1	0	0	0	0	194	40-49	135		
8:00 PM	66	93	16	6	3	0	0	0	0	0	184	40-49	111		
9:00 PM	55	58	12	3	1	1	0	0	0	0	130	39-48	71		
10:00 PM	30	39	9	4	1	0	0	0	0	0	83	40-49	49		
11:00 PM	18	17	4	6	0	0	0	0	0	0	45	40-49	23		
Day Total	1456	2608	476	124	29	2	1	0	0	0	4696	40-49	3125		
Percent	31.0%	55.5%	10.1%	2.6%	0.6%	0.0%	0.0%	0.0%	0.0%	0.0%					
ADT 4696															
AM Peak	8:00 AM	8:00 AM	7:00 AM	7:00 AM	5:00 AM						8:00 AM				
Volume	91	199	40	15	3						327				
PM Peak	3:00 PM	5:00 PM	4:00 PM	5:00 PM	3:00 PM	7:00 PM	3:00 PM						5:00 PM		
Volume	143	262	39	9	3	1	1						428		
<i>Comments:</i>															

LOCATION: 10. Ponderosa Rd to N Shingle Rd											QC JOB #: 12004742			
SPECIFIC LOCATION: 0 ft from											DIRECTION: EB/WB			
CITY/STATE: El Dorado Hills, CA											DATE: May 03 2014 - May 09 2014			
Start Time	1	40	46	49	52	55	58	61	64	67				
	39	45	48	51	54	57	60	63	66	9999				
Grand Total	10380	16690	2833	804	190	28	7	0	0	1		Total	Pace Speed	Number in Pace
Percent	33.6%	54.0%	9.2%	2.6%	0.6%	0.1%	0.0%	0.0%	0.0%	0.0%		30933	40-49	19791
Cumulative Percent	33.6%	87.5%	96.7%	99.3%	99.9%	100.0%	100.0%	100.0%	100.0%	100.0%				
ADT 4419											85th Percentile 44 MPH Mean Speed(Average) 35 MPH Median 40 MPH Mode 42 MPH			
<i>Comments:</i>														

Report generated on 5/30/2014 3:58 PM

SOURCE: Quality Counts, LLC (<http://www.qualitycounts.net>)



LOCATION: 10. Ponderosa Rd to N Shingle Rd SPECIFIC LOCATION: 0 ft from CITY/STATE: El Dorado Hills, CA						QC JOB #: 12004742 DIRECTION: EB DATE: May 03 2014 - May 04 2014				
Start Time	Mon	Tue	Wed	Thu	Fri	Average Weekday Hourly Traffic	Sat 03-May-14	Sun 04-May-14	Average Week Hourly Traffic	Average Week Profile
12:00 AM						0	10	16	13	
1:00 AM						0	9	8	9	
2:00 AM						0	5	3	4	
3:00 AM						0	3	2	3	
4:00 AM						0	3	2	3	
5:00 AM						0	13	10	12	
6:00 AM						0	30	22	26	
7:00 AM						0	67	51	59	
8:00 AM						0	107	92	100	
9:00 AM						0	154	135	145	
10:00 AM						0	171	112	142	
11:00 AM						0	158	114	136	
12:00 PM						0	179	177	178	
1:00 PM						0	167	159	163	
2:00 PM						0	189	164	177	
3:00 PM						0	188	133	161	
4:00 PM						0	181	145	163	
5:00 PM						0	152	140	146	
6:00 PM						0	142	123	133	
7:00 PM						0	109	75	92	
8:00 PM						0	75	61	68	
9:00 PM						0	54	50	52	
10:00 PM						0	50	25	38	
11:00 PM						0	27	11	19	
Day Total						0	2243	1830	2042	
% Weekday Average										
% Week Average						0.0%	109.8%	89.6%		
AM Peak						12:00 AM	10:00 AM	9:00 AM	9:00 AM	
Volume						0	171	135	145	
PM Peak						12:00 PM	2:00 PM	12:00 PM	12:00 PM	
Volume						0	189	177	178	
<i>Comments:</i>										

LOCATION: 10. Ponderosa Rd to N Shingle Rd SPECIFIC LOCATION: 0 ft from CITY/STATE: El Dorado Hills, CA						QC JOB #: 12004742 DIRECTION: EB DATE: May 05 2014 - May 09 2014				
Start Time	Mon 05-May-14	Tue 06-May-14	Wed 07-May-14	Thu 08-May-14	Fri 09-May-14	Average Weekday Hourly Traffic	Sat	Sun	Average Week Hourly Traffic	Average Week Profile
12:00 AM	6	4	8	8	12	8			8	
1:00 AM	3	2	6	4	3	4			4	
2:00 AM	4	2	3	1	3	3			3	
3:00 AM	6	1	3	5	1	3			3	
4:00 AM	6	8	4	6	4	6			6	
5:00 AM	17	13	19	20	27	19			19	
6:00 AM	65	52	57	67	59	60			60	
7:00 AM	148	161	149	148	141	149			149	
8:00 AM	178	174	195	170	154	174			174	
9:00 AM	129	101	123	130	116	120			120	
10:00 AM	116	138	124	123	101	120			120	
11:00 AM	103	108	105	140	118	115			115	
12:00 PM	143	142	118	167	146	143			143	
1:00 PM	131	142	151	145	157	145			145	
2:00 PM	196	181	196	181	191	189			189	
3:00 PM	211	246	245	193	250	229			229	
4:00 PM	243	250	214	209	233	230			230	
5:00 PM	228	241	273	253	233	246			246	
6:00 PM	153	152	193	170	184	170			170	
7:00 PM	106	118	132	108	123	117			117	
8:00 PM	82	81	97	76	102	88			88	
9:00 PM	56	56	53	61	63	58			58	
10:00 PM	34	37	36	34	49	38			38	
11:00 PM	13	19	24	12	23	18			18	
Day Total	2377	2429	2528	2431	2493	2452			2452	
% Weekday Average		99.1%	103.1%	99.1%	101.7%					
% Week Average	116.4%	99.1%	103.1%	99.1%	101.7%	100.0%				
AM Peak Volume	8:00 AM 178	8:00 AM 174	8:00 AM 195	8:00 AM 170	8:00 AM 154	8:00 AM 174			8:00 AM 174	
PM Peak Volume	4:00 PM 243	4:00 PM 250	5:00 PM 273	5:00 PM 253	3:00 PM 250	5:00 PM 246			5:00 PM 246	
<i>Comments:</i>										

LOCATION: 10. Ponderosa Rd to N Shingle Rd
SPECIFIC LOCATION: 0 ft from
CITY/STATE: El Dorado Hills, CA

QC JOB #: 12004742
DIRECTION: EB
DATE: Apr 28 2014 - May 02 2014

Start Time	Mon 28-Apr-14	Tue 29-Apr-14	Wed 30-Apr-14	Thu 01-May-14	Fri 02-May-14	Average Weekday Hourly Traffic		Average Weekday Profile
12:00 AM	6	4	8	8	12	8		
1:00 AM	3	2	6	4	3	4		
2:00 AM	4	2	3	1	3	3		
3:00 AM	6	1	3	5	1	3		
4:00 AM	6	8	4	6	4	6		
5:00 AM	17	13	19	20	27	19		
6:00 AM	65	52	57	67	59	60		
7:00 AM	148	161	149	148	141	149		
8:00 AM	178	174	195	170	154	174		
9:00 AM	129	101	123	130	116	120		
10:00 AM	116	138	124	123	101	120		
11:00 AM	103	108	105	140	118	115		
12:00 PM	143	142	118	167	146	143		
1:00 PM	131	142	151	145	157	145		
2:00 PM	196	181	196	181	191	189		
3:00 PM	211	246	245	193	250	229		
4:00 PM	243	250	214	209	233	230		
5:00 PM	228	241	273	253	233	246		
6:00 PM	153	152	193	170	184	170		
7:00 PM	106	118	132	108	123	117		
8:00 PM	82	81	97	76	102	88		
9:00 PM	56	56	53	61	63	58		
10:00 PM	34	37	36	34	49	38		
11:00 PM	13	19	24	12	23	18		
Day Total	2377	2429	2528	2431	2493	2452		
% Weekday Average	96.9%	99.1%	103.1%	99.1%	101.7%			
% Week Average								
AM Peak Volume	8:00 AM 178	8:00 AM 174	8:00 AM 195	8:00 AM 170	8:00 AM 154	8:00 AM 174		
PM Peak Volume	4:00 PM 243	4:00 PM 250	5:00 PM 273	5:00 PM 253	3:00 PM 250	5:00 PM 246		

Comments:

SUMMARY - Tube Count - Volume Data (Weekend)

LOCATION: 10. Ponderosa Rd to N Shingle Rd SPECIFIC LOCATION: 0 ft from CITY/STATE: El Dorado Hills, CA				QC JOB #: 12004742 DIRECTION: EB DATE: May 03 2014 - May 04 2014		
Start Time			Sat 03-May-14	Sun 04-May-14	Average Weekend Hourly Traffic	Average Weekend Profile
12:00 AM			10	16	13	
1:00 AM			9	8	9	
2:00 AM			5	3	4	
3:00 AM			3	2	3	
4:00 AM			3	2	3	
5:00 AM			13	10	12	
6:00 AM			30	22	26	
7:00 AM			67	51	59	
8:00 AM			107	92	100	
9:00 AM			154	135	145	
10:00 AM			171	112	142	
11:00 AM			158	114	136	
12:00 PM			179	177	178	
1:00 PM			167	159	163	
2:00 PM			189	164	177	
3:00 PM			188	133	161	
4:00 PM			181	145	163	
5:00 PM			152	140	146	
6:00 PM			142	123	133	
7:00 PM			109	75	92	
8:00 PM			75	61	68	
9:00 PM			54	50	52	
10:00 PM			50	25	38	
11:00 PM			27	11	19	
Day Total			2243	1830	2042	
% Weekday Average						
% Week Average			109.8%	89.6%		
AM Peak			10:00 AM	9:00 AM	9:00 AM	
Volume			171	135	145	
PM Peak			2:00 PM	12:00 PM	12:00 PM	
Volume			189	177	178	
<i>Comments:</i>						

LOCATION: 10. Ponderosa Rd to N Shingle Rd SPECIFIC LOCATION: 0 ft from CITY/STATE: El Dorado Hills, CA						QC JOB #: 12004742 DIRECTION: EB DATE: Apr 28 2014 - May 04 2014				
Start Time	Mon 28-Apr-14	Tue 29-Apr-14	Wed 30-Apr-14	Thu 01-May-14	Fri 02-May-14	Average Weekday Hourly Traffic	Sat 03-May-14	Sun 04-May-14	Average Week Hourly Traffic	Average Week Profile
12:00 AM	6	4	8	8	12	8	10	16	9	
1:00 AM	3	2	6	4	3	4	9	8	5	
2:00 AM	4	2	3	1	3	3	5	3	3	
3:00 AM	6	1	3	5	1	3	3	2	3	
4:00 AM	6	8	4	6	4	6	3	2	5	
5:00 AM	17	13	19	20	27	19	13	10	17	
6:00 AM	65	52	57	67	59	60	30	22	50	
7:00 AM	148	161	149	148	141	149	67	51	124	
8:00 AM	178	174	195	170	154	174	107	92	153	
9:00 AM	129	101	123	130	116	120	154	135	127	
10:00 AM	116	138	124	123	101	120	171	112	126	
11:00 AM	103	108	105	140	118	115	158	114	121	
12:00 PM	143	142	118	167	146	143	179	177	153	
1:00 PM	131	142	151	145	157	145	167	159	150	
2:00 PM	196	181	196	181	191	189	189	164	185	
3:00 PM	211	246	245	193	250	229	188	133	209	
4:00 PM	243	250	214	209	233	230	181	145	211	
5:00 PM	228	241	273	253	233	246	152	140	217	
6:00 PM	153	152	193	170	184	170	142	123	160	
7:00 PM	106	118	132	108	123	117	109	75	110	
8:00 PM	82	81	97	76	102	88	75	61	82	
9:00 PM	56	56	53	61	63	58	54	50	56	
10:00 PM	34	37	36	34	49	38	50	25	38	
11:00 PM	13	19	24	12	23	18	27	11	18	
Day Total	2377	2429	2528	2431	2493	2452	2243	1830	2332	
% Weekday Average	96.9%	99.1%	103.1%	99.1%	101.7%					
% Week Average	101.9%	104.2%	108.4%	104.2%	106.9%	105.1%	96.2%	78.5%		
AM Peak Volume	8:00 AM 178	8:00 AM 174	8:00 AM 195	8:00 AM 170	8:00 AM 154	8:00 AM 174	10:00 AM 171	9:00 AM 135	8:00 AM 153	
PM Peak Volume	4:00 PM 243	4:00 PM 250	5:00 PM 273	5:00 PM 253	3:00 PM 250	5:00 PM 246	2:00 PM 189	12:00 PM 177	5:00 PM 217	
<i>Comments:</i>										

LOCATION: 10. Ponderosa Rd to N Shingle Rd SPECIFIC LOCATION: 0 ft from CITY/STATE: El Dorado Hills, CA														QC JOB #: 12004742 DIRECTION: EB DATE: May 03 2014	
Start Time	Motor-cycles	Cars & Trailer	2 Axle Long	Buses	2 Axle 6 Tire	3 Axle Single	4 Axle Single	<5 Axle Double	5 Axle Double	>6 Axle Double	<6 Axle Multi	6 Axle Multi	>6 Axle Multi	Not Classified	Total
12:00 AM	0	8	2	0	0	0	0	0	0	0	0	0	0	0	10
1:00 AM	0	8	1	0	0	0	0	0	0	0	0	0	0	0	9
2:00 AM	0	5	0	0	0	0	0	0	0	0	0	0	0	0	5
3:00 AM	0	3	0	0	0	0	0	0	0	0	0	0	0	0	3
4:00 AM	0	2	1	0	0	0	0	0	0	0	0	0	0	0	3
5:00 AM	0	10	2	0	0	0	0	0	0	0	0	0	0	1	13
6:00 AM	0	17	9	0	3	0	0	0	0	0	0	0	0	1	30
7:00 AM	0	42	16	0	6	0	0	1	0	0	0	0	0	2	67
8:00 AM	0	75	24	0	2	0	0	2	0	0	0	0	0	4	107
9:00 AM	2	96	32	0	10	0	0	2	0	0	0	0	0	12	154
10:00 AM	0	110	34	0	12	0	0	1	0	0	0	0	0	14	171
11:00 AM	0	108	27	0	13	0	0	1	0	0	0	0	0	9	158
12:00 PM	0	124	32	0	13	0	0	0	0	0	0	0	0	10	179
1:00 PM	0	116	37	0	6	0	0	2	0	0	0	0	0	6	167
2:00 PM	0	133	29	3	14	0	0	0	0	0	0	0	0	10	189
3:00 PM	0	135	35	1	6	0	0	1	0	0	0	0	0	10	188
4:00 PM	0	133	30	0	9	0	0	1	0	0	0	0	0	8	181
5:00 PM	0	115	26	0	7	0	0	1	0	0	0	0	0	3	152
6:00 PM	0	93	33	0	6	0	0	1	0	0	0	0	0	9	142
7:00 PM	0	82	22	0	1	0	0	1	0	0	0	0	0	3	109
8:00 PM	0	64	9	0	2	0	0	0	0	0	0	0	0	0	75
9:00 PM	0	35	14	0	2	0	0	0	0	0	0	0	0	3	54
10:00 PM	0	41	5	0	2	0	0	0	0	0	0	0	0	2	50
11:00 PM	0	22	3	0	2	0	0	0	0	0	0	0	0	0	27
Day Total	2	1577	423	4	116	0	0	14	0	0	0	0	0	107	2243
Percent	0.1%	70.3%	18.9%	0.2%	5.2%	0.0%	0.0%	0.6%	0.0%	0.0%	0.0%	0.0%	0.0%	4.8%	
ADT 2243															
AM Peak	9:00 AM	10:00 AM	10:00 AM		11:00 AM			8:00 AM						10:00 AM	10:00 AM
Volume	2	110	34		13			2						14	171
PM Peak		3:00 PM	1:00 PM	2:00 PM	2:00 PM			1:00 PM						12:00 PM	2:00 PM
Volume		135	37	3	14			2						10	189
<i>Comments:</i>															

LOCATION: 10. Ponderosa Rd to N Shingle Rd SPECIFIC LOCATION: 0 ft from CITY/STATE: El Dorado Hills, CA														QC JOB #: 12004742 DIRECTION: EB DATE: May 04 2014	
Start Time	Motor-cycles	Cars & Trailer	2 Axle Long	Buses	2 Axle 6 Tire	3 Axle Single	4 Axle Single	<5 Axle Double	5 Axle Double	>6 Axle Double	<6 Axle Multi	6 Axle Multi	>6 Axle Multi	Not Classified	Total
12:00 AM	0	16	0	0	0	0	0	0	0	0	0	0	0	0	16
1:00 AM	0	8	0	0	0	0	0	0	0	0	0	0	0	0	8
2:00 AM	0	3	0	0	0	0	0	0	0	0	0	0	0	0	3
3:00 AM	0	2	0	0	0	0	0	0	0	0	0	0	0	0	2
4:00 AM	0	1	1	0	0	0	0	0	0	0	0	0	0	0	2
5:00 AM	0	7	3	0	0	0	0	0	0	0	0	0	0	0	10
6:00 AM	0	18	0	0	4	0	0	0	0	0	0	0	0	0	22
7:00 AM	0	34	10	0	5	0	0	1	0	0	0	0	0	1	51
8:00 AM	0	61	26	0	2	0	0	0	0	0	0	0	0	3	92
9:00 AM	0	106	19	0	3	0	0	2	0	0	0	0	0	5	135
10:00 AM	1	69	23	0	6	0	0	2	0	0	0	0	0	11	112
11:00 AM	0	82	23	0	4	0	0	2	0	0	0	0	0	3	114
12:00 PM	0	127	30	0	8	0	0	2	0	0	0	0	0	10	177
1:00 PM	0	119	27	0	7	0	0	0	0	0	0	0	0	6	159
2:00 PM	0	122	22	0	10	0	0	1	0	0	0	0	0	9	164
3:00 PM	0	91	26	0	6	0	0	1	0	0	0	0	0	9	133
4:00 PM	0	93	33	0	6	0	0	1	0	0	0	0	0	12	145
5:00 PM	0	109	23	0	5	0	0	0	0	0	0	0	0	3	140
6:00 PM	0	92	21	0	8	0	0	1	0	0	0	0	0	1	123
7:00 PM	0	50	15	0	9	0	0	0	0	0	0	0	0	1	75
8:00 PM	0	42	17	0	1	0	0	0	0	0	0	0	0	1	61
9:00 PM	0	36	11	0	0	0	0	1	0	0	0	0	0	2	50
10:00 PM	0	21	2	0	1	0	0	0	0	0	0	0	0	1	25
11:00 PM	0	10	0	0	1	0	0	0	0	0	0	0	0	0	11
Day Total	1	1319	332	0	86	0	0	14	0	0	0	0	0	78	1830
Percent	0.1%	72.1%	18.1%	0.0%	4.7%	0.0%	0.0%	0.8%	0.0%	0.0%	0.0%	0.0%	0.0%	4.3%	
ADT 1830															
AM Peak	10:00 AM	9:00 AM	8:00 AM		10:00 AM			9:00 AM						10:00 AM	9:00 AM
Volume	1	106	26		6			2						11	135
PM Peak		12:00 PM	4:00 PM		2:00 PM			12:00 PM						4:00 PM	12:00 PM
Volume		127	33		10			2						12	177
<i>Comments:</i>															

LOCATION: 10. Ponderosa Rd to N Shingle Rd SPECIFIC LOCATION: 0 ft from CITY/STATE: El Dorado Hills, CA														QC JOB #: 12004742 DIRECTION: EB DATE: May 05 2014	
Start Time	Motor-cycles	Cars & Trailer	2 Axle Long	Buses	2 Axle 6 Tire	3 Axle Single	4 Axle Single	<5 Axle Double	5 Axle Double	>6 Axle Double	<6 Axle Multi	6 Axle Multi	>6 Axle Multi	Not Classified	Total
12:00 AM	0	6	0	0	0	0	0	0	0	0	0	0	0	0	6
1:00 AM	0	3	0	0	0	0	0	0	0	0	0	0	0	0	3
2:00 AM	0	3	1	0	0	0	0	0	0	0	0	0	0	0	4
3:00 AM	0	2	2	0	2	0	0	0	0	0	0	0	0	0	6
4:00 AM	0	4	2	0	0	0	0	0	0	0	0	0	0	0	6
5:00 AM	0	12	4	0	1	0	0	0	0	0	0	0	0	0	17
6:00 AM	0	42	13	3	6	0	0	0	0	0	0	0	0	1	65
7:00 AM	0	103	25	0	13	0	0	0	0	0	0	0	0	7	148
8:00 AM	0	139	30	1	2	0	0	0	0	0	0	0	0	6	178
9:00 AM	0	91	24	1	9	0	0	0	0	0	0	0	0	4	129
10:00 AM	0	74	29	1	8	0	0	1	0	0	0	0	0	3	116
11:00 AM	0	73	21	1	4	0	0	0	0	0	0	0	0	4	103
12:00 PM	0	100	28	1	10	0	0	3	0	0	0	0	0	1	143
1:00 PM	1	89	20	2	11	0	0	1	0	0	0	0	0	7	131
2:00 PM	0	146	35	2	10	0	0	0	0	0	0	0	0	3	196
3:00 PM	0	129	51	2	18	0	0	3	0	0	0	0	0	8	211
4:00 PM	0	162	51	1	23	0	0	1	0	0	0	0	0	5	243
5:00 PM	0	166	46	0	9	0	0	3	0	0	0	0	0	4	228
6:00 PM	0	113	28	0	9	0	0	1	0	0	0	0	0	2	153
7:00 PM	0	83	13	0	7	0	0	0	0	0	0	0	0	3	106
8:00 PM	0	68	12	0	2	0	0	0	0	0	0	0	0	0	82
9:00 PM	0	43	8	0	3	0	0	0	0	0	0	0	0	2	56
10:00 PM	0	28	3	0	2	0	0	0	0	0	0	0	0	1	34
11:00 PM	0	12	1	0	0	0	0	0	0	0	0	0	0	0	13
Day Total	1	1691	447	15	149	0	0	13	0	0	0	0	0	61	2377
Percent	0.0%	71.1%	18.8%	0.6%	6.3%	0.0%	0.0%	0.5%	0.0%	0.0%	0.0%	0.0%	0.0%	2.6%	
ADT 2377															
AM Peak	8:00 AM		8:00 AM	6:00 AM	7:00 AM	10:00 AM					7:00 AM			8:00 AM	
Volume	139		30	3	13	1					7			178	
PM Peak	1:00 PM	5:00 PM	3:00 PM	1:00 PM	4:00 PM	12:00 PM					3:00 PM		4:00 PM		
Volume	1	166	51	2	23	3					8		243		
<i>Comments:</i>															

LOCATION: 10. Ponderosa Rd to N Shingle Rd SPECIFIC LOCATION: 0 ft from CITY/STATE: El Dorado Hills, CA														QC JOB #: 12004742 DIRECTION: EB DATE: May 06 2014	
Start Time	Motor-cycles	Cars & Trailer	2 Axle Long	Buses	2 Axle 6 Tire	3 Axle Single	4 Axle Single	<5 Axle Double	5 Axle Double	>6 Axle Double	<6 Axle Multi	6 Axle Multi	>6 Axle Multi	Not Classified	Total
12:00 AM	0	3	1	0	0	0	0	0	0	0	0	0	0	0	4
1:00 AM	0	1	1	0	0	0	0	0	0	0	0	0	0	0	2
2:00 AM	0	1	1	0	0	0	0	0	0	0	0	0	0	0	2
3:00 AM	0	0	0	0	0	0	0	0	0	0	0	0	0	1	1
4:00 AM	0	2	5	0	0	0	0	1	0	0	0	0	0	0	8
5:00 AM	0	7	2	0	3	0	0	0	0	0	0	0	0	1	13
6:00 AM	0	34	10	3	3	0	0	1	0	0	0	0	0	1	52
7:00 AM	0	115	32	0	9	1	0	1	0	0	0	0	0	3	161
8:00 AM	0	124	37	1	7	0	0	1	0	0	0	0	0	4	174
9:00 AM	0	73	20	0	4	0	0	1	0	0	0	0	0	3	101
10:00 AM	0	94	30	0	6	1	0	3	0	0	0	0	0	4	138
11:00 AM	0	67	24	1	11	0	0	2	0	0	0	0	0	3	108
12:00 PM	0	99	31	0	8	0	0	2	0	0	0	0	0	2	142
1:00 PM	0	95	27	0	16	0	0	0	0	0	0	0	0	4	142
2:00 PM	0	125	35	1	12	0	0	4	0	0	0	0	0	4	181
3:00 PM	0	149	66	3	22	0	0	4	0	0	0	0	0	2	246
4:00 PM	0	170	60	1	16	0	0	1	0	0	0	0	0	2	250
5:00 PM	0	164	55	0	10	0	0	1	0	0	0	0	0	11	241
6:00 PM	0	113	27	0	10	0	0	1	0	0	0	0	0	1	152
7:00 PM	0	95	17	1	2	0	0	0	0	0	0	0	0	3	118
8:00 PM	0	60	17	0	3	0	0	1	0	0	0	0	0	0	81
9:00 PM	0	46	7	0	2	0	0	0	0	0	0	0	0	1	56
10:00 PM	0	28	8	0	1	0	0	0	0	0	0	0	0	0	37
11:00 PM	0	12	4	0	3	0	0	0	0	0	0	0	0	0	19
Day Total	0	1677	517	11	148	2	0	24	0	0	0	0	0	50	2429
Percent	0.0%	69.0%	21.3%	0.5%	6.1%	0.1%	0.0%	1.0%	0.0%	0.0%	0.0%	0.0%	0.0%	2.1%	
ADT 2429															
AM Peak		8:00 AM	8:00 AM	6:00 AM	11:00 AM	7:00 AM		10:00 AM						8:00 AM	8:00 AM
Volume		124	37	3	11	1		3						4	174
PM Peak		4:00 PM	3:00 PM	3:00 PM	3:00 PM			2:00 PM						5:00 PM	4:00 PM
Volume		170	66	3	22			4						11	250
<i>Comments:</i>															

LOCATION: 10. Ponderosa Rd to N Shingle Rd SPECIFIC LOCATION: 0 ft from CITY/STATE: El Dorado Hills, CA														QC JOB #: 12004742 DIRECTION: EB DATE: May 07 2014	
Start Time	Motor-cycles	Cars & Trailer	2 Axle Long	Buses	2 Axle 6 Tire	3 Axle Single	4 Axle Single	<5 Axle Double	5 Axle Double	>6 Axle Double	<6 Axle Multi	6 Axle Multi	>6 Axle Multi	Not Classified	Total
12:00 AM	0	6	2	0	0	0	0	0	0	0	0	0	0	0	8
1:00 AM	0	2	4	0	0	0	0	0	0	0	0	0	0	0	6
2:00 AM	0	2	0	0	0	0	0	0	0	0	0	0	0	1	3
3:00 AM	0	3	0	0	0	0	0	0	0	0	0	0	0	0	3
4:00 AM	0	2	2	0	0	0	0	0	0	0	0	0	0	0	4
5:00 AM	0	12	4	0	3	0	0	0	0	0	0	0	0	0	19
6:00 AM	0	33	15	3	4	0	0	0	0	0	0	0	0	2	57
7:00 AM	0	102	34	0	6	0	0	0	0	0	0	0	0	7	149
8:00 AM	0	133	44	2	5	0	0	1	0	0	0	0	0	10	195
9:00 AM	0	73	32	2	9	0	0	1	0	0	0	0	0	6	123
10:00 AM	0	86	26	2	7	0	0	1	0	0	0	0	0	2	124
11:00 AM	0	79	17	0	5	0	0	2	0	0	0	0	0	2	105
12:00 PM	0	79	29	0	8	0	0	0	0	0	0	0	0	2	118
1:00 PM	0	98	37	0	9	0	0	1	0	0	0	0	0	6	151
2:00 PM	1	141	30	2	16	0	0	0	0	0	0	0	0	6	196
3:00 PM	0	143	67	1	24	0	0	3	0	0	0	0	0	7	245
4:00 PM	0	146	51	1	11	0	0	0	0	0	0	0	0	5	214
5:00 PM	0	209	45	0	10	0	0	3	0	0	0	0	0	6	273
6:00 PM	0	150	37	0	5	0	0	0	0	0	0	0	0	1	193
7:00 PM	0	87	24	0	9	0	0	0	0	0	0	0	0	12	132
8:00 PM	0	80	14	0	2	0	0	0	0	0	0	0	0	1	97
9:00 PM	0	37	10	0	5	0	0	0	0	0	0	0	0	1	53
10:00 PM	0	26	5	0	3	0	0	0	0	0	0	0	0	2	36
11:00 PM	0	15	7	0	1	0	0	0	0	0	0	0	0	1	24
Day Total	1	1744	536	13	142	0	0	12	0	0	0	0	0	80	2528
Percent	0.0%	69.0%	21.2%	0.5%	5.6%	0.0%	0.0%	0.5%	0.0%	0.0%	0.0%	0.0%	0.0%	3.2%	
ADT 2528															
AM Peak Volume	8:00 AM		8:00 AM	6:00 AM	9:00 AM	11:00 AM					8:00 AM		8:00 AM		
	133		44	3	9	2					10		195		
PM Peak Volume	2:00 PM	5:00 PM	3:00 PM	2:00 PM	3:00 PM	3:00 PM					7:00 PM	5:00 PM			
	1	209	67	2	24	3					12	273			
<i>Comments:</i>															

LOCATION: 10. Ponderosa Rd to N Shingle Rd SPECIFIC LOCATION: 0 ft from CITY/STATE: El Dorado Hills, CA														QC JOB #: 12004742 DIRECTION: EB DATE: May 08 2014	
Start Time	Motor-cycles	Cars & Trailer	2 Axle Long	Buses	2 Axle 6 Tire	3 Axle Single	4 Axle Single	<5 Axle Double	5 Axle Double	>6 Axle Double	<6 Axle Multi	6 Axle Multi	>6 Axle Multi	Not Classified	Total
12:00 AM	0	6	2	0	0	0	0	0	0	0	0	0	0	0	8
1:00 AM	0	3	1	0	0	0	0	0	0	0	0	0	0	0	4
2:00 AM	0	1	0	0	0	0	0	0	0	0	0	0	0	0	1
3:00 AM	0	3	1	0	1	0	0	0	0	0	0	0	0	0	5
4:00 AM	0	3	3	0	0	0	0	0	0	0	0	0	0	0	6
5:00 AM	0	15	2	0	2	0	0	1	0	0	0	0	0	0	20
6:00 AM	0	37	23	3	3	0	0	1	0	0	0	0	0	0	67
7:00 AM	0	105	34	0	7	0	0	0	0	0	0	0	0	2	148
8:00 AM	0	123	39	1	5	0	0	0	0	0	0	0	0	2	170
9:00 AM	0	83	33	0	9	0	0	1	0	0	0	0	0	4	130
10:00 AM	0	84	28	1	4	0	0	1	0	0	0	0	0	5	123
11:00 AM	0	84	42	1	6	0	0	2	0	0	0	0	0	5	140
12:00 PM	0	113	43	0	5	0	0	2	0	0	0	0	0	4	167
1:00 PM	0	96	37	0	7	0	0	0	0	0	0	0	0	5	145
2:00 PM	0	123	30	5	18	0	0	0	0	0	0	0	0	5	181
3:00 PM	0	123	44	1	16	0	0	6	0	0	0	0	0	3	193
4:00 PM	0	133	51	1	19	0	0	2	0	0	0	0	0	3	209
5:00 PM	0	175	52	0	19	0	0	0	0	0	0	0	0	7	253
6:00 PM	0	120	34	0	11	0	0	2	0	0	0	0	0	3	170
7:00 PM	0	78	20	0	7	0	0	0	0	0	0	0	0	3	108
8:00 PM	0	57	15	0	2	0	0	0	0	0	0	0	0	2	76
9:00 PM	0	46	12	0	1	0	0	0	0	0	0	0	0	2	61
10:00 PM	0	29	1	0	3	0	0	0	0	0	0	0	0	1	34
11:00 PM	0	6	4	0	2	0	0	0	0	0	0	0	0	0	12
Day Total	0	1646	551	13	147	0	0	18	0	0	0	0	0	56	2431
Percent	0.0%	67.7%	22.7%	0.5%	6.0%	0.0%	0.0%	0.7%	0.0%	0.0%	0.0%	0.0%	0.0%	2.3%	
ADT 2431															
AM Peak	8:00 AM		11:00 AM	6:00 AM	9:00 AM	11:00 AM				10:00 AM			8:00 AM		
Volume	123		42	3	9	2				5			170		
PM Peak	5:00 PM		5:00 PM	2:00 PM	4:00 PM	3:00 PM				5:00 PM			5:00 PM		
Volume	175		52	5	19	6				7			253		
<i>Comments:</i>															

LOCATION: 10. Ponderosa Rd to N Shingle Rd SPECIFIC LOCATION: 0 ft from CITY/STATE: El Dorado Hills, CA														QC JOB #: 12004742 DIRECTION: EB DATE: May 09 2014	
Start Time	Motor-cycles	Cars & Trailer	2 Axle Long	Buses	2 Axle 6 Tire	3 Axle Single	4 Axle Single	<5 Axle Double	5 Axle Double	>6 Axle Double	<6 Axle Multi	6 Axle Multi	>6 Axle Multi	Not Classified	Total
12:00 AM	0	9	3	0	0	0	0	0	0	0	0	0	0	0	12
1:00 AM	0	1	2	0	0	0	0	0	0	0	0	0	0	0	3
2:00 AM	0	2	0	0	1	0	0	0	0	0	0	0	0	0	3
3:00 AM	0	1	0	0	0	0	0	0	0	0	0	0	0	0	1
4:00 AM	0	2	2	0	0	0	0	0	0	0	0	0	0	0	4
5:00 AM	0	21	3	0	1	0	0	1	0	0	0	0	0	1	27
6:00 AM	0	35	13	2	5	0	0	0	0	0	0	0	0	4	59
7:00 AM	0	96	35	0	7	0	0	2	0	0	0	0	0	1	141
8:00 AM	0	114	27	1	9	0	0	0	0	0	0	0	0	3	154
9:00 AM	0	76	23	0	11	0	0	2	0	0	0	0	0	4	116
10:00 AM	0	65	30	0	3	0	0	1	0	0	0	0	0	2	101
11:00 AM	0	74	29	1	12	0	0	1	0	0	0	0	0	1	118
12:00 PM	0	98	37	1	4	0	0	1	0	0	0	0	0	5	146
1:00 PM	0	103	33	0	9	0	0	5	0	0	0	0	0	7	157
2:00 PM	0	131	37	1	17	0	0	2	0	0	0	0	0	3	191
3:00 PM	0	163	63	3	14	0	0	1	0	0	0	0	0	6	250
4:00 PM	0	152	52	1	19	0	0	3	0	0	0	0	0	6	233
5:00 PM	0	158	54	0	14	0	0	0	0	0	0	0	0	7	233
6:00 PM	0	136	30	1	13	0	0	0	0	0	0	0	0	4	184
7:00 PM	0	97	16	0	5	0	0	2	0	0	0	0	0	3	123
8:00 PM	0	76	20	0	2	0	0	0	0	0	0	0	0	4	102
9:00 PM	0	51	9	0	2	0	0	1	0	0	0	0	0	0	63
10:00 PM	0	38	8	0	2	0	0	0	0	0	0	0	0	1	49
11:00 PM	0	14	6	0	2	0	0	0	0	0	0	0	0	1	23
Day Total	0	1713	532	11	152	0	0	22	0	0	0	0	0	63	2493
Percent	0.0%	68.7%	21.3%	0.4%	6.1%	0.0%	0.0%	0.9%	0.0%	0.0%	0.0%	0.0%	0.0%	2.5%	
ADT 2493															
AM Peak		8:00 AM	7:00 AM	6:00 AM	11:00 AM				7:00 AM					6:00 AM	8:00 AM
Volume		114	35	2	12				2					4	154
PM Peak		3:00 PM	3:00 PM	3:00 PM	4:00 PM				1:00 PM					1:00 PM	3:00 PM
Volume		163	63	3	19				5					7	250
<i>Comments:</i>															

LOCATION: 10. Ponderosa Rd to N Shingle Rd											QC JOB #: 12004742				
SPECIFIC LOCATION: 0 ft from											DIRECTION: EB				
CITY/STATE: El Dorado Hills, CA											DATE: May 03 2014 - May 09 2014				
Start Time	Motor-cycles	Cars & Trailer	2 Axle Long	Buses	2 Axle 6 Tire	3 Axle Single	4 Axle Single	<5 Axle Double	5 Axle Double	>6 Axle Double	<6 Axle Multi	6 Axle Multi	>6 Axle Multi	Not Classified	Total
Grand Total	5	11367	3338	67	940	2	0	117	0	0	0	0	0	495	16331
Percent	0.0%	69.6%	20.4%	0.4%	5.8%	0.0%	0.0%	0.7%	0.0%	0.0%	0.0%	0.0%	0.0%	3.0%	
ADT 2333															
<i>Comments:</i>															

Report generated on 5/30/2014 3:58 PM

SOURCE: Quality Counts, LLC (<http://www.qualitycounts.net>)



LOCATION: 10. Ponderosa Rd to N Shingle Rd SPECIFIC LOCATION: 0 ft from CITY/STATE: El Dorado Hills, CA											QC JOB #: 12004742 DIRECTION: EB DATE: May 03 2014			
Start Time	1 39	40 45	46 48	49 51	52 54	55 57	58 60	61 63	64 66	67 9999	Total	Pace Speed	Number in Pace	
12:00 AM	1	6	2	0	1	0	0	0	0	0	10	39-48	8	
1:00 AM	4	5	0	0	0	0	0	0	0	0	9	39-48	5	
2:00 AM	2	3	0	0	0	0	0	0	0	0	5	39-48	3	
3:00 AM	1	1	1	0	0	0	0	0	0	0	3	39-48	2	
4:00 AM	1	1	1	0	0	0	0	0	0	0	3	39-48	2	
5:00 AM	3	7	1	1	1	0	0	0	0	0	13	40-49	8	
6:00 AM	9	16	3	1	0	1	0	0	0	0	30	40-49	19	
7:00 AM	28	33	4	1	1	0	0	0	0	0	67	40-49	37	
8:00 AM	36	55	9	6	1	0	0	0	0	0	107	40-49	66	
9:00 AM	62	76	12	3	0	1	0	0	0	0	154	39-48	89	
10:00 AM	80	77	11	3	0	0	0	0	0	0	171	39-48	90	
11:00 AM	64	83	11	0	0	0	0	0	0	0	158	39-48	95	
12:00 PM	67	93	16	3	0	0	0	0	0	0	179	40-49	110	
1:00 PM	49	104	12	1	0	1	0	0	0	0	167	39-48	117	
2:00 PM	69	100	15	5	0	0	0	0	0	0	189	40-49	116	
3:00 PM	70	99	13	4	2	0	0	0	0	0	188	40-49	113	
4:00 PM	36	122	16	5	2	0	0	0	0	0	181	40-49	139	
5:00 PM	38	100	8	5	1	0	0	0	0	0	152	40-49	109	
6:00 PM	46	86	7	3	0	0	0	0	0	0	142	40-49	94	
7:00 PM	32	65	8	3	0	1	0	0	0	0	109	40-49	73	
8:00 PM	33	38	3	1	0	0	0	0	0	0	75	40-49	41	
9:00 PM	22	25	4	3	0	0	0	0	0	0	54	40-49	30	
10:00 PM	18	26	6	0	0	0	0	0	0	0	50	39-48	32	
11:00 PM	12	13	1	0	1	0	0	0	0	0	27	39-48	14	
Day Total	783	1234	164	48	10	4	0	0	0	0	2243	39-48	1418	
Percent	34.9%	55.0%	7.3%	2.1%	0.4%	0.2%	0.0%	0.0%	0.0%	0.0%				
ADT 2243														
AM Peak	10:00 AM	11:00 AM	9:00 AM	8:00 AM	12:00 AM	6:00 AM						10:00 AM		
Volume	80	83	12	6	1	1						171		
PM Peak	3:00 PM	4:00 PM	12:00 PM	2:00 PM	3:00 PM	1:00 PM						2:00 PM		
Volume	70	122	16	5	2	1						189		
<i>Comments:</i>														

LOCATION: 10. Ponderosa Rd to N Shingle Rd SPECIFIC LOCATION: 0 ft from CITY/STATE: El Dorado Hills, CA											QC JOB #: 12004742 DIRECTION: EB DATE: May 04 2014				
Start Time	1 39	40 45	46 48	49 51	52 54	55 57	58 60	61 63	64 66	67 9999	Total	Pace Speed	Number in Pace		
12:00 AM	6	6	1	0	3	0	0	0	0	0	16	40-49	7		
1:00 AM	3	4	1	0	0	0	0	0	0	0	8	40-49	5		
2:00 AM	0	1	2	0	0	0	0	0	0	0	3	40-49	3		
3:00 AM	2	0	0	0	0	0	0	0	0	0	2	39-48	0		
4:00 AM	0	1	1	0	0	0	0	0	0	0	2	39-48	2		
5:00 AM	4	5	0	1	0	0	0	0	0	0	10	40-49	5		
6:00 AM	2	16	2	2	0	0	0	0	0	0	22	40-49	18		
7:00 AM	15	28	5	1	1	1	0	0	0	0	51	40-49	33		
8:00 AM	28	48	10	5	1	0	0	0	0	0	92	40-49	59		
9:00 AM	37	71	17	7	3	0	0	0	0	0	135	40-49	90		
10:00 AM	36	60	10	5	1	0	0	0	0	0	112	40-49	71		
11:00 AM	35	66	10	2	1	0	0	0	0	0	114	40-49	76		
12:00 PM	73	89	10	3	2	0	0	0	0	0	177	40-49	100		
1:00 PM	56	91	8	2	2	0	0	0	0	0	159	39-48	100		
2:00 PM	56	88	13	6	1	0	0	0	0	0	164	40-49	103		
3:00 PM	52	61	14	4	1	1	0	0	0	0	133	40-49	76		
4:00 PM	48	73	20	4	0	0	0	0	0	0	145	40-49	94		
5:00 PM	35	85	12	5	3	0	0	0	0	0	140	40-49	98		
6:00 PM	23	84	9	5	2	0	0	0	0	0	123	40-49	94		
7:00 PM	31	38	4	2	0	0	0	0	0	0	75	40-49	42		
8:00 PM	29	26	3	3	0	0	0	0	0	0	61	40-49	30		
9:00 PM	20	27	1	1	1	0	0	0	0	0	50	36-45	29		
10:00 PM	9	13	2	1	0	0	0	0	0	0	25	40-49	15		
11:00 PM	2	5	1	2	0	0	1	0	0	0	11	42-51	6		
Day Total	602	986	156	61	22	2	1	0	0	0	1830	40-49	1162		
Percent	32.9%	53.9%	8.5%	3.3%	1.2%	0.1%	0.1%	0.0%	0.0%	0.0%					
ADT 1830															
AM Peak Volume	9:00 AM	9:00 AM	9:00 AM	9:00 AM	12:00 AM	7:00 AM						9:00 AM	135		
PM Peak Volume	12:00 PM	1:00 PM	4:00 PM	2:00 PM	5:00 PM	3:00 PM	11:00 PM						12:00 PM	177	
<i>Comments:</i>															

LOCATION: 10. Ponderosa Rd to N Shingle Rd SPECIFIC LOCATION: 0 ft from CITY/STATE: El Dorado Hills, CA											QC JOB #: 12004742 DIRECTION: EB DATE: May 05 2014		
Start Time	1 39	40 45	46 48	49 51	52 54	55 57	58 60	61 63	64 66	67 9999	Total	Pace Speed	Number in Pace
12:00 AM	1	3	2	0	0	0	0	0	0	0	6	39-48	5
1:00 AM	1	2	0	0	0	0	0	0	0	0	3	39-48	2
2:00 AM	1	2	0	1	0	0	0	0	0	0	4	42-51	2
3:00 AM	1	5	0	0	0	0	0	0	0	0	6	39-48	5
4:00 AM	1	4	1	0	0	0	0	0	0	0	6	40-49	5
5:00 AM	3	9	2	3	0	0	0	0	0	0	17	40-49	12
6:00 AM	19	42	2	2	0	0	0	0	0	0	65	40-49	44
7:00 AM	25	86	30	6	1	0	0	0	0	0	148	40-49	118
8:00 AM	39	105	27	7	0	0	0	0	0	0	178	40-49	134
9:00 AM	35	72	14	8	0	0	0	0	0	0	129	40-49	88
10:00 AM	38	63	11	4	0	0	0	0	0	0	116	40-49	75
11:00 AM	36	52	10	4	1	0	0	0	0	0	103	40-49	63
12:00 PM	40	90	11	2	0	0	0	0	0	0	143	39-48	102
1:00 PM	49	62	13	6	1	0	0	0	0	0	131	40-49	77
2:00 PM	64	112	15	5	0	0	0	0	0	0	196	40-49	128
3:00 PM	66	125	12	7	1	0	0	0	0	0	211	40-49	139
4:00 PM	71	146	20	5	1	0	0	0	0	0	243	40-49	167
5:00 PM	61	145	18	3	1	0	0	0	0	0	228	39-48	164
6:00 PM	42	95	12	4	0	0	0	0	0	0	153	40-49	108
7:00 PM	33	61	9	3	0	0	0	0	0	0	106	40-49	71
8:00 PM	28	47	3	3	1	0	0	0	0	0	82	40-49	51
9:00 PM	30	26	0	0	0	0	0	0	0	0	56	36-45	29
10:00 PM	9	23	1	0	1	0	0	0	0	0	34	40-49	24
11:00 PM	3	9	0	1	0	0	0	0	0	0	13	40-49	9
Day Total	696	1386	213	74	8	0	0	0	0	0	2377	40-49	1623
Percent	29.3%	58.3%	9.0%	3.1%	0.3%	0.0%	0.0%	0.0%	0.0%	0.0%			
ADT 2377													
AM Peak Volume	8:00 AM 39	8:00 AM 105	7:00 AM 30	9:00 AM 8	7:00 AM 1						8:00 AM 178		
PM Peak Volume	4:00 PM 71	4:00 PM 146	4:00 PM 20	3:00 PM 7	1:00 PM 1						4:00 PM 243		
<i>Comments:</i>													

LOCATION: 10. Ponderosa Rd to N Shingle Rd SPECIFIC LOCATION: 0 ft from CITY/STATE: El Dorado Hills, CA											QC JOB #: 12004742 DIRECTION: EB DATE: May 06 2014			
Start Time	1 39	40 45	46 48	49 51	52 54	55 57	58 60	61 63	64 66	67 9999	Total	Pace Speed	Number in Pace	
12:00 AM	0	3	0	1	0	0	0	0	0	0	4	41-50	3	
1:00 AM	1	1	0	0	0	0	0	0	0	0	2	39-48	1	
2:00 AM	1	0	1	0	0	0	0	0	0	0	2	39-48	1	
3:00 AM	1	0	0	0	0	0	0	0	0	0	1	39-48	0	
4:00 AM	2	2	3	1	0	0	0	0	0	0	8	43-52	5	
5:00 AM	6	3	2	1	1	0	0	0	0	0	13	42-51	5	
6:00 AM	9	30	8	5	0	0	0	0	0	0	52	40-49	39	
7:00 AM	33	104	21	3	0	0	0	0	0	0	161	40-49	126	
8:00 AM	36	111	20	7	0	0	0	0	0	0	174	40-49	133	
9:00 AM	25	56	14	5	1	0	0	0	0	0	101	40-49	71	
10:00 AM	48	71	15	4	0	0	0	0	0	0	138	40-49	87	
11:00 AM	35	60	12	1	0	0	0	0	0	0	108	40-49	72	
12:00 PM	35	95	11	1	0	0	0	0	0	0	142	40-49	106	
1:00 PM	51	75	9	6	1	0	0	0	0	0	142	40-49	86	
2:00 PM	60	106	13	1	1	0	0	0	0	0	181	39-48	120	
3:00 PM	76	147	20	2	1	0	0	0	0	0	246	39-48	168	
4:00 PM	62	160	23	3	2	0	0	0	0	0	250	40-49	184	
5:00 PM	54	148	34	3	2	0	0	0	0	0	241	39-48	183	
6:00 PM	31	99	17	4	1	0	0	0	0	0	152	40-49	117	
7:00 PM	26	80	10	1	1	0	0	0	0	0	118	40-49	90	
8:00 PM	28	41	7	4	1	0	0	0	0	0	81	40-49	49	
9:00 PM	22	27	6	1	0	0	0	0	0	0	56	40-49	33	
10:00 PM	14	14	7	2	0	0	0	0	0	0	37	40-49	21	
11:00 PM	7	10	1	1	0	0	0	0	0	0	19	40-49	11	
Day Total	663	1443	254	57	12	0	0	0	0	0	2429	40-49	1715	
Percent	27.3%	59.4%	10.5%	2.3%	0.5%	0.0%	0.0%	0.0%	0.0%	0.0%				
ADT 2429														
AM Peak Volume	10:00 AM 48	8:00 AM 111	7:00 AM 21	8:00 AM 7	5:00 AM 1							8:00 AM 174		
PM Peak Volume	3:00 PM 76	4:00 PM 160	5:00 PM 34	1:00 PM 6	4:00 PM 2							4:00 PM 250		
<i>Comments:</i>														

LOCATION: 10. Ponderosa Rd to N Shingle Rd SPECIFIC LOCATION: 0 ft from CITY/STATE: El Dorado Hills, CA											QC JOB #: 12004742 DIRECTION: EB DATE: May 07 2014				
Start Time	1 39	40 45	46 48	49 51	52 54	55 57	58 60	61 63	64 66	67 9999	Total	Pace Speed	Number in Pace		
12:00 AM	2	5	0	1	0	0	0	0	0	0	8	40-49	5		
1:00 AM	2	4	0	0	0	0	0	0	0	0	6	39-48	4		
2:00 AM	3	0	0	0	0	0	0	0	0	0	3	39-48	0		
3:00 AM	0	1	1	0	1	0	0	0	0	0	3	45-54	2		
4:00 AM	0	3	1	0	0	0	0	0	0	0	4	41-50	3		
5:00 AM	5	11	1	2	0	0	0	0	0	0	19	40-49	12		
6:00 AM	13	33	8	2	1	0	0	0	0	0	57	40-49	41		
7:00 AM	31	85	25	7	1	0	0	0	0	0	149	40-49	112		
8:00 AM	40	118	25	12	0	0	0	0	0	0	195	40-49	146		
9:00 AM	42	67	8	5	0	1	0	0	0	0	123	40-49	76		
10:00 AM	34	70	14	3	3	0	0	0	0	0	124	40-49	84		
11:00 AM	28	62	13	2	0	0	0	0	0	0	105	40-49	75		
12:00 PM	26	78	13	1	0	0	0	0	0	0	118	40-49	91		
1:00 PM	43	91	9	5	3	0	0	0	0	0	151	40-49	101		
2:00 PM	61	112	17	4	1	1	0	0	0	0	196	40-49	130		
3:00 PM	69	138	32	4	1	1	0	0	0	0	245	40-49	171		
4:00 PM	67	119	26	1	0	0	1	0	0	0	214	39-48	146		
5:00 PM	54	179	29	10	1	0	0	0	0	0	273	40-49	211		
6:00 PM	45	107	34	5	2	0	0	0	0	0	193	40-49	142		
7:00 PM	37	76	11	5	2	1	0	0	0	0	132	40-49	88		
8:00 PM	37	50	7	1	2	0	0	0	0	0	97	40-49	57		
9:00 PM	19	27	4	1	2	0	0	0	0	0	53	40-49	31		
10:00 PM	8	22	3	3	0	0	0	0	0	0	36	40-49	26		
11:00 PM	5	13	2	4	0	0	0	0	0	0	24	40-49	16		
Day Total	671	1471	283	78	20	4	1	0	0	0	2528	40-49	1780		
Percent	26.5%	58.2%	11.2%	3.1%	0.8%	0.2%	0.0%	0.0%	0.0%	0.0%					
ADT 2528															
AM Peak Volume	9:00 AM	8:00 AM	7:00 AM	8:00 AM	10:00 AM	9:00 AM						8:00 AM			
	42	118	25	12	3	1						195			
PM Peak Volume	3:00 PM	5:00 PM	6:00 PM	5:00 PM	1:00 PM	2:00 PM	4:00 PM						5:00 PM		
	69	179	34	10	3	1	1						273		
<i>Comments:</i>															

LOCATION: 10. Ponderosa Rd to N Shingle Rd SPECIFIC LOCATION: 0 ft from CITY/STATE: El Dorado Hills, CA											QC JOB #: 12004742 DIRECTION: EB DATE: May 08 2014				
Start Time	1 39	40 45	46 48	49 51	52 54	55 57	58 60	61 63	64 66	67 9999	Total	Pace Speed	Number in Pace		
12:00 AM	2	5	1	0	0	0	0	0	0	0	8	40-49	6		
1:00 AM	1	2	1	0	0	0	0	0	0	0	4	39-48	3		
2:00 AM	1	0	0	0	0	0	0	0	0	0	1	39-48	0		
3:00 AM	1	3	0	1	0	0	0	0	0	0	5	41-50	3		
4:00 AM	2	1	1	2	0	0	0	0	0	0	6	46-55	3		
5:00 AM	5	12	1	2	0	0	0	0	0	0	20	40-49	13		
6:00 AM	12	41	11	2	1	0	0	0	0	0	67	40-49	52		
7:00 AM	24	97	16	11	0	0	0	0	0	0	148	40-49	116		
8:00 AM	34	110	19	4	1	1	1	0	0	0	170	40-49	130		
9:00 AM	35	79	9	5	1	1	0	0	0	0	130	40-49	89		
10:00 AM	28	66	20	8	1	0	0	0	0	0	123	40-49	88		
11:00 AM	36	83	17	4	0	0	0	0	0	0	140	40-49	101		
12:00 PM	50	100	15	2	0	0	0	0	0	0	167	39-48	116		
1:00 PM	48	83	11	2	1	0	0	0	0	0	145	39-48	95		
2:00 PM	60	98	15	5	3	0	0	0	0	0	181	40-49	114		
3:00 PM	45	116	26	5	1	0	0	0	0	0	193	40-49	143		
4:00 PM	45	130	27	6	1	0	0	0	0	0	209	40-49	159		
5:00 PM	51	169	23	5	3	2	0	0	0	0	253	40-49	193		
6:00 PM	48	97	20	4	1	0	0	0	0	0	170	40-49	118		
7:00 PM	25	66	13	2	2	0	0	0	0	0	108	40-49	79		
8:00 PM	25	38	10	1	2	0	0	0	0	0	76	40-49	48		
9:00 PM	32	29	0	0	0	0	0	0	0	0	61	36-45	32		
10:00 PM	13	19	1	0	1	0	0	0	0	0	34	40-49	20		
11:00 PM	6	5	1	0	0	0	0	0	0	0	12	40-49	6		
Day Total	629	1449	258	71	19	4	1	0	0	0	2431	40-49	1730		
Percent	25.9%	59.6%	10.6%	2.9%	0.8%	0.2%	0.0%	0.0%	0.0%	0.0%					
ADT 2431															
AM Peak Volume	11:00 AM	8:00 AM	10:00 AM	7:00 AM	6:00 AM	8:00 AM	8:00 AM						8:00 AM		
	36	110	20	11	1	1	1						170		
PM Peak Volume	2:00 PM	5:00 PM	4:00 PM	4:00 PM	2:00 PM	5:00 PM							5:00 PM		
	60	169	27	6	3	2							253		
<i>Comments:</i>															

LOCATION: 10. Ponderosa Rd to N Shingle Rd SPECIFIC LOCATION: 0 ft from CITY/STATE: El Dorado Hills, CA											QC JOB #: 12004742 DIRECTION: EB DATE: May 09 2014		
Start Time	1 39	40 45	46 48	49 51	52 54	55 57	58 60	61 63	64 66	67 9999	Total	Pace Speed	Number in Pace
12:00 AM	5	4	2	0	1	0	0	0	0	0	12	39-48	6
1:00 AM	1	2	0	0	0	0	0	0	0	0	3	39-48	2
2:00 AM	2	1	0	0	0	0	0	0	0	0	3	39-48	1
3:00 AM	1	0	0	0	0	0	0	0	0	0	1	39-48	0
4:00 AM	0	2	1	1	0	0	0	0	0	0	4	42-51	3
5:00 AM	9	10	5	2	1	0	0	0	0	0	27	40-49	15
6:00 AM	13	35	6	3	2	0	0	0	0	0	59	40-49	42
7:00 AM	26	85	23	7	0	0	0	0	0	0	141	40-49	110
8:00 AM	43	99	11	1	0	0	0	0	0	0	154	39-48	111
9:00 AM	24	73	15	4	0	0	0	0	0	0	116	40-49	89
10:00 AM	34	52	9	6	0	0	0	0	0	0	101	40-49	63
11:00 AM	32	68	11	7	0	0	0	0	0	0	118	40-49	81
12:00 PM	40	93	9	4	0	0	0	0	0	0	146	40-49	103
1:00 PM	40	93	19	5	0	0	0	0	0	0	157	40-49	113
2:00 PM	40	126	20	4	1	0	0	0	0	0	191	40-49	147
3:00 PM	83	150	15	1	1	0	0	0	0	0	250	39-48	167
4:00 PM	60	143	26	4	0	0	0	0	0	0	233	40-49	170
5:00 PM	48	155	26	3	1	0	0	0	0	0	233	40-49	182
6:00 PM	50	108	20	4	2	0	0	0	0	0	184	40-49	129
7:00 PM	23	77	16	4	3	0	0	0	0	0	123	40-49	94
8:00 PM	34	56	7	3	2	0	0	0	0	0	102	40-49	63
9:00 PM	23	33	6	1	0	0	0	0	0	0	63	40-49	39
10:00 PM	19	23	6	1	0	0	0	0	0	0	49	40-49	29
11:00 PM	8	10	2	3	0	0	0	0	0	0	23	40-49	13
Day Total	658	1498	255	68	14	0	0	0	0	0	2493	40-49	1775
Percent	26.4%	60.1%	10.2%	2.7%	0.6%	0.0%	0.0%	0.0%	0.0%	0.0%			
ADT 2493													
AM Peak	8:00 AM	8:00 AM	7:00 AM	7:00 AM	6:00 AM						8:00 AM		
Volume	43	99	23	7	2						154		
PM Peak	3:00 PM	5:00 PM	4:00 PM	1:00 PM	7:00 PM						3:00 PM		
Volume	83	155	26	5	3						250		
<i>Comments:</i>													

LOCATION: 10. Ponderosa Rd to N Shingle Rd											QC JOB #: 12004742			
SPECIFIC LOCATION: 0 ft from											DIRECTION: EB			
CITY/STATE: El Dorado Hills, CA											DATE: May 03 2014 - May 09 2014			
Start Time	1	40	46	49	52	55	58	61	64	67				
	39	45	48	51	54	57	60	63	66	9999				
Grand Total	4702	9467	1583	457	105	14	3	0	0	0		Total	Pace Speed	Number in Pace
Percent	28.8%	58.0%	9.7%	2.8%	0.6%	0.1%	0.0%	0.0%	0.0%	0.0%		16331	40-49	11202
Cumulative Percent	28.8%	86.8%	96.5%	99.3%	99.9%	100.0%	100.0%	100.0%	100.0%	100.0%				
ADT 2333											85th Percentile 44 MPH Mean Speed(Average) 36 MPH Median 41 MPH Mode 42 MPH			
<i>Comments:</i>														



LOCATION: 11. N Shingle Rd to Lotus Rd SPECIFIC LOCATION: 0 ft from CITY/STATE: El Dorado Hills, CA						QC JOB #: 12004743 DIRECTION: WB DATE: May 03 2014 - May 04 2014				
Start Time	Mon	Tue	Wed	Thu	Fri	Average Weekday Hourly Traffic	Sat 03-May-14	Sun 04-May-14	Average Week Hourly Traffic	Average Week Profile
12:00 AM						0	16	17	17	
1:00 AM						0	7	8	8	
2:00 AM						0	8	7	8	
3:00 AM						0	8	9	9	
4:00 AM						0	22	11	17	
5:00 AM						0	38	27	33	
6:00 AM						0	79	44	62	
7:00 AM						0	146	121	134	
8:00 AM						0	250	159	205	
9:00 AM						0	273	247	260	
10:00 AM						0	280	253	267	
11:00 AM						0	232	318	275	
12:00 PM						0	251	253	252	
1:00 PM						0	297	227	262	
2:00 PM						0	283	265	274	
3:00 PM						0	267	272	270	
4:00 PM						0	253	275	264	
5:00 PM						0	290	276	283	
6:00 PM						0	225	166	196	
7:00 PM						0	178	159	169	
8:00 PM						0	122	115	119	
9:00 PM						0	79	47	63	
10:00 PM						0	82	33	58	
11:00 PM						0	37	13	25	
Day Total						0	3723	3322	3530	
% Weekday Average										
% Week Average						0.0%	105.5%	94.1%		
AM Peak						12:00 AM	10:00 AM	11:00 AM	11:00 AM	
Volume						0	280	318	275	
PM Peak						12:00 PM	1:00 PM	5:00 PM	5:00 PM	
Volume						0	297	276	283	
<i>Comments:</i>										

LOCATION: 11. N Shingle Rd to Lotus Rd SPECIFIC LOCATION: 0 ft from CITY/STATE: El Dorado Hills, CA						QC JOB #: 12004743 DIRECTION: WB DATE: May 05 2014 - May 09 2014				
Start Time	Mon 05-May-14	Tue 06-May-14	Wed 07-May-14	Thu 08-May-14	Fri 09-May-14	Average Weekday Hourly Traffic	Sat	Sun	Average Week Hourly Traffic	Average Week Profile
12:00 AM	8	6	6	4	10	7			7	
1:00 AM	7	4	8	5	6	6			6	
2:00 AM	9	5	5	5	8	6			6	
3:00 AM	22	14	13	14	12	15			15	
4:00 AM	71	53	61	58	41	57			57	
5:00 AM	146	173	156	163	157	159			159	
6:00 AM	325	340	351	341	301	332			332	
7:00 AM	450	447	443	449	418	441			441	
8:00 AM	384	405	383	358	400	386			386	
9:00 AM	271	261	270	295	277	275			275	
10:00 AM	249	248	245	244	251	247			247	
11:00 AM	213	237	244	239	243	235			235	
12:00 PM	239	221	262	252	214	238			238	
1:00 PM	236	208	220	189	238	218			218	
2:00 PM	250	255	262	274	287	266			266	
3:00 PM	222	207	257	235	266	237			237	
4:00 PM	262	260	237	263	258	256			256	
5:00 PM	239	256	234	244	294	253			253	
6:00 PM	144	156	165	198	178	168			168	
7:00 PM	119	93	139	104	123	116			116	
8:00 PM	98	97	107	88	125	103			103	
9:00 PM	56	64	79	88	88	75			75	
10:00 PM	23	36	33	32	45	34			34	
11:00 PM	20	11	18	14	40	21			21	
Day Total	4063	4057	4198	4156	4280	4151			4151	
% Weekday Average		97.7%	101.1%	100.1%	103.1%					
% Week Average	115.1%	97.7%	101.1%	100.1%	103.1%	100.0%				
AM Peak	7:00 AM	7:00 AM	7:00 AM	7:00 AM	7:00 AM	7:00 AM			7:00 AM	
Volume	450	447	443	449	418	441			441	
PM Peak	4:00 PM	4:00 PM	12:00 PM	2:00 PM	5:00 PM	2:00 PM			2:00 PM	
Volume	262	260	262	274	294	266			266	
<i>Comments:</i>										

LOCATION: 11. N Shingle Rd to Lotus Rd **QC JOB #:** 12004743
SPECIFIC LOCATION: 0 ft from **DIRECTION:** WB
CITY/STATE: El Dorado Hills, CA **DATE:** Apr 28 2014 - May 02 2014

Start Time	Mon 28-Apr-14	Tue 29-Apr-14	Wed 30-Apr-14	Thu 01-May-14	Fri 02-May-14	Average Weekday Hourly Traffic		Average Weekday Profile
12:00 AM	8	6	6	4	10	7		
1:00 AM	7	4	8	5	6	6		
2:00 AM	9	5	5	5	8	6		
3:00 AM	22	14	13	14	12	15		
4:00 AM	71	53	61	58	41	57		
5:00 AM	146	173	156	163	157	159		
6:00 AM	325	340	351	341	301	332		
7:00 AM	450	447	443	449	418	441		
8:00 AM	384	405	383	358	400	386		
9:00 AM	271	261	270	295	277	275		
10:00 AM	249	248	245	244	251	247		
11:00 AM	213	237	244	239	243	235		
12:00 PM	239	221	262	252	214	238		
1:00 PM	236	208	220	189	238	218		
2:00 PM	250	255	262	274	287	266		
3:00 PM	222	207	257	235	266	237		
4:00 PM	262	260	237	263	258	256		
5:00 PM	239	256	234	244	294	253		
6:00 PM	144	156	165	198	178	168		
7:00 PM	119	93	139	104	123	116		
8:00 PM	98	97	107	88	125	103		
9:00 PM	56	64	79	88	88	75		
10:00 PM	23	36	33	32	45	34		
11:00 PM	20	11	18	14	40	21		
Day Total	4063	4057	4198	4156	4280	4151		
% Weekday Average	97.9%	97.7%	101.1%	100.1%	103.1%			
% Week Average								
AM Peak Volume	7:00 AM 450	7:00 AM 447	7:00 AM 443	7:00 AM 449	7:00 AM 418	7:00 AM 441		
PM Peak Volume	4:00 PM 262	4:00 PM 260	12:00 PM 262	2:00 PM 274	5:00 PM 294	2:00 PM 266		

Comments:

SUMMARY - Tube Count - Volume Data (Weekend)

LOCATION: 11. N Shingle Rd to Lotus Rd SPECIFIC LOCATION: 0 ft from CITY/STATE: El Dorado Hills, CA				QC JOB #: 12004743 DIRECTION: WB DATE: May 03 2014 - May 04 2014		
Start Time			Sat 03-May-14	Sun 04-May-14	Average Weekend Hourly Traffic	Average Weekend Profile
12:00 AM			16	17	17	
1:00 AM			7	8	8	
2:00 AM			8	7	8	
3:00 AM			8	9	9	
4:00 AM			22	11	17	
5:00 AM			38	27	33	
6:00 AM			79	44	62	
7:00 AM			146	121	134	
8:00 AM			250	159	205	
9:00 AM			273	247	260	
10:00 AM			280	253	267	
11:00 AM			232	318	275	
12:00 PM			251	253	252	
1:00 PM			297	227	262	
2:00 PM			283	265	274	
3:00 PM			267	272	270	
4:00 PM			253	275	264	
5:00 PM			290	276	283	
6:00 PM			225	166	196	
7:00 PM			178	159	169	
8:00 PM			122	115	119	
9:00 PM			79	47	63	
10:00 PM			82	33	58	
11:00 PM			37	13	25	
Day Total			3723	3322	3530	
% Weekday Average						
% Week Average			105.5%	94.1%		
AM Peak Volume			10:00 AM 280	11:00 AM 318	11:00 AM 275	
PM Peak Volume			1:00 PM 297	5:00 PM 276	5:00 PM 283	
<i>Comments:</i>						

LOCATION: 11. N Shingle Rd to Lotus Rd SPECIFIC LOCATION: 0 ft from CITY/STATE: El Dorado Hills, CA						QC JOB #: 12004743 DIRECTION: WB DATE: Apr 28 2014 - May 04 2014				
Start Time	Mon 28-Apr-14	Tue 29-Apr-14	Wed 30-Apr-14	Thu 01-May-14	Fri 02-May-14	Average Weekday Hourly Traffic	Sat 03-May-14	Sun 04-May-14	Average Week Hourly Traffic	Average Week Profile
12:00 AM	8	6	6	4	10	7	16	17	10	
1:00 AM	7	4	8	5	6	6	7	8	6	
2:00 AM	9	5	5	5	8	6	8	7	7	
3:00 AM	22	14	13	14	12	15	8	9	13	
4:00 AM	71	53	61	58	41	57	22	11	45	
5:00 AM	146	173	156	163	157	159	38	27	123	
6:00 AM	325	340	351	341	301	332	79	44	254	
7:00 AM	450	447	443	449	418	441	146	121	353	
8:00 AM	384	405	383	358	400	386	250	159	334	
9:00 AM	271	261	270	295	277	275	273	247	271	
10:00 AM	249	248	245	244	251	247	280	253	253	
11:00 AM	213	237	244	239	243	235	232	318	247	
12:00 PM	239	221	262	252	214	238	251	253	242	
1:00 PM	236	208	220	189	238	218	297	227	231	
2:00 PM	250	255	262	274	287	266	283	265	268	
3:00 PM	222	207	257	235	266	237	267	272	247	
4:00 PM	262	260	237	263	258	256	253	275	258	
5:00 PM	239	256	234	244	294	253	290	276	262	
6:00 PM	144	156	165	198	178	168	225	166	176	
7:00 PM	119	93	139	104	123	116	178	159	131	
8:00 PM	98	97	107	88	125	103	122	115	107	
9:00 PM	56	64	79	88	88	75	79	47	72	
10:00 PM	23	36	33	32	45	34	82	33	41	
11:00 PM	20	11	18	14	40	21	37	13	22	
Day Total	4063	4057	4198	4156	4280	4151	3723	3322	3973	
% Weekday Average	97.9%	97.7%	101.1%	100.1%	103.1%					
% Week Average	102.3%	102.1%	105.7%	104.6%	107.7%	104.5%	93.7%	83.6%		
AM Peak Volume	7:00 AM 450	7:00 AM 447	7:00 AM 443	7:00 AM 449	7:00 AM 418	7:00 AM 441	10:00 AM 280	11:00 AM 318	7:00 AM 353	
PM Peak Volume	4:00 PM 262	4:00 PM 260	12:00 PM 262	2:00 PM 274	5:00 PM 294	2:00 PM 266	1:00 PM 297	5:00 PM 276	2:00 PM 268	
<i>Comments:</i>										

LOCATION: 11. N Shingle Rd to Lotus Rd SPECIFIC LOCATION: 0 ft from CITY/STATE: El Dorado Hills, CA														QC JOB #: 12004743 DIRECTION: WB DATE: May 03 2014	
Start Time	Motor-cycles	Cars & Trailer	2 Axle Long	Buses	2 Axle 6 Tire	3 Axle Single	4 Axle Single	<5 Axle Double	5 Axle Double	>6 Axle Double	<6 Axle Multi	6 Axle Multi	>6 Axle Multi	Not Classified	Total
12:00 AM	0	9	6	0	1	0	0	0	0	0	0	0	0	0	16
1:00 AM	0	4	3	0	0	0	0	0	0	0	0	0	0	0	7
2:00 AM	0	6	1	0	0	0	0	1	0	0	0	0	0	0	8
3:00 AM	0	8	0	0	0	0	0	0	0	0	0	0	0	0	8
4:00 AM	0	17	4	0	0	0	0	0	1	0	0	0	0	0	22
5:00 AM	0	19	14	0	4	0	0	0	0	0	0	0	0	1	38
6:00 AM	3	48	17	0	7	0	0	4	0	0	0	0	0	0	79
7:00 AM	2	90	40	0	12	0	0	1	0	0	0	0	0	1	146
8:00 AM	5	164	50	0	19	0	0	4	0	0	0	0	0	8	250
9:00 AM	1	198	45	0	15	1	0	2	0	0	0	0	0	11	273
10:00 AM	5	192	49	1	20	0	0	5	0	0	0	0	0	8	280
11:00 AM	5	166	42	0	12	0	0	1	0	0	0	0	0	6	232
12:00 PM	6	160	57	0	12	1	0	4	0	0	0	0	0	11	251
1:00 PM	11	199	66	0	9	2	0	1	0	0	0	0	0	9	297
2:00 PM	7	200	51	1	13	0	0	4	0	0	0	0	0	7	283
3:00 PM	7	175	62	0	9	0	0	1	0	0	0	0	0	13	267
4:00 PM	6	183	45	0	10	0	0	2	0	0	0	0	0	7	253
5:00 PM	2	221	41	2	11	0	0	1	0	0	0	0	0	12	290
6:00 PM	6	157	45	0	8	0	0	1	0	0	0	0	0	8	225
7:00 PM	3	139	27	0	7	0	0	0	0	0	0	0	0	2	178
8:00 PM	1	82	21	0	7	0	0	0	0	0	0	0	0	11	122
9:00 PM	1	58	16	0	3	0	0	0	0	0	0	0	0	1	79
10:00 PM	0	63	14	0	4	0	0	0	0	0	0	0	0	1	82
11:00 PM	0	25	10	0	1	0	0	0	0	0	0	0	0	1	37
Day Total	71	2583	726	4	184	4	0	32	1	0	0	0	0	118	3723
Percent	1.9%	69.4%	19.5%	0.1%	4.9%	0.1%	0.0%	0.9%	0.0%	0.0%	0.0%	0.0%	0.0%	3.2%	
ADT 3723															
AM Peak	8:00 AM	9:00 AM	8:00 AM	10:00 AM	10:00 AM	9:00 AM		10:00 AM	4:00 AM					9:00 AM	10:00 AM
Volume	5	198	50	1	20	1		5	1					11	280
PM Peak	1:00 PM	5:00 PM	1:00 PM	5:00 PM	2:00 PM	1:00 PM		12:00 PM						3:00 PM	1:00 PM
Volume	11	221	66	2	13	2		4						13	297
<i>Comments:</i>															

LOCATION: 11. N Shingle Rd to Lotus Rd SPECIFIC LOCATION: 0 ft from CITY/STATE: El Dorado Hills, CA														QC JOB #: 12004743 DIRECTION: WB DATE: May 04 2014	
Start Time	Motor-cycles	Cars & Trailer	2 Axle Long	Buses	2 Axle 6 Tire	3 Axle Single	4 Axle Single	<5 Axle Double	5 Axle Double	>6 Axle Double	<6 Axle Multi	6 Axle Multi	>6 Axle Multi	Not Classified	Total
12:00 AM	0	17	0	0	0	0	0	0	0	0	0	0	0	0	17
1:00 AM	0	6	1	0	1	0	0	0	0	0	0	0	0	0	8
2:00 AM	0	4	3	0	0	0	0	0	0	0	0	0	0	0	7
3:00 AM	0	5	2	0	1	0	0	1	0	0	0	0	0	0	9
4:00 AM	0	7	2	0	2	0	0	0	0	0	0	0	0	0	11
5:00 AM	0	17	9	0	1	0	0	0	0	0	0	0	0	0	27
6:00 AM	0	32	7	0	3	0	0	2	0	0	0	0	0	0	44
7:00 AM	0	84	25	0	10	0	0	1	0	0	0	0	0	1	121
8:00 AM	0	113	28	0	11	0	0	3	1	0	0	0	0	3	159
9:00 AM	4	183	34	0	19	0	0	3	1	0	0	0	0	3	247
10:00 AM	1	167	57	2	12	0	0	4	0	0	0	0	0	10	253
11:00 AM	5	219	60	1	15	0	0	9	0	0	0	0	0	9	318
12:00 PM	8	167	42	0	18	0	0	6	0	0	0	0	0	12	253
1:00 PM	6	163	38	0	9	0	0	4	0	0	0	0	0	7	227
2:00 PM	9	180	51	1	11	0	0	2	0	0	0	0	0	11	265
3:00 PM	4	190	42	0	23	0	0	5	0	0	0	0	0	8	272
4:00 PM	7	202	36	0	17	0	0	4	0	0	0	0	0	9	275
5:00 PM	4	188	46	0	21	0	0	6	0	0	0	0	0	11	276
6:00 PM	3	116	30	0	12	0	0	2	0	0	0	0	0	3	166
7:00 PM	3	115	31	0	5	0	0	3	0	0	0	0	0	2	159
8:00 PM	0	80	22	0	9	0	0	1	0	0	0	0	0	3	115
9:00 PM	0	36	10	0	0	0	0	1	0	0	0	0	0	0	47
10:00 PM	0	25	7	0	0	0	0	1	0	0	0	0	0	0	33
11:00 PM	0	10	3	0	0	0	0	0	0	0	0	0	0	0	13
Day Total	54	2326	586	4	200	0	0	58	2	0	0	0	0	92	3322
Percent	1.6%	70.0%	17.6%	0.1%	6.0%	0.0%	0.0%	1.7%	0.1%	0.0%	0.0%	0.0%	0.0%	2.8%	
ADT 3322															
AM Peak	11:00 AM	11:00 AM	11:00 AM	10:00 AM	9:00 AM			11:00 AM	8:00 AM					10:00 AM	11:00 AM
Volume	5	219	60	2	19			9	1					10	318
PM Peak	2:00 PM	4:00 PM	2:00 PM	2:00 PM	3:00 PM			12:00 PM						12:00 PM	5:00 PM
Volume	9	202	51	1	23			6						12	276
<i>Comments:</i>															

LOCATION: 11. N Shingle Rd to Lotus Rd SPECIFIC LOCATION: 0 ft from CITY/STATE: El Dorado Hills, CA														QC JOB #: 12004743 DIRECTION: WB DATE: May 05 2014		
Start Time	Motor-cycles	Cars & Trailer	2 Axle Long	Buses	2 Axle 6 Tire	3 Axle Single	4 Axle Single	<5 Axle Double	5 Axle Double	>6 Axle Double	<6 Axle Multi	6 Axle Multi	>6 Axle Multi	Not Classified	Total	
12:00 AM	0	7	1	0	0	0	0	0	0	0	0	0	0	0	8	
1:00 AM	0	6	0	0	1	0	0	0	0	0	0	0	0	0	7	
2:00 AM	0	6	2	0	1	0	0	0	0	0	0	0	0	0	9	
3:00 AM	0	10	6	1	5	0	0	0	0	0	0	0	0	0	22	
4:00 AM	2	36	11	0	18	0	0	4	0	0	0	0	0	0	71	
5:00 AM	0	95	35	0	15	0	0	0	0	0	0	0	0	1	146	
6:00 AM	0	219	70	2	27	0	1	3	0	0	0	0	0	3	325	
7:00 AM	0	321	90	1	24	0	0	5	1	0	0	0	0	8	450	
8:00 AM	1	252	90	1	23	1	1	2	1	0	0	0	0	12	384	
9:00 AM	2	178	55	0	19	2	0	6	1	0	0	0	0	8	271	
10:00 AM	0	167	51	0	18	1	0	3	1	0	0	0	0	8	249	
11:00 AM	0	140	47	0	13	0	0	8	1	0	0	0	0	4	213	
12:00 PM	5	162	48	1	9	1	0	3	2	0	0	0	0	8	239	
1:00 PM	0	167	46	5	6	0	0	3	0	0	0	0	0	9	236	
2:00 PM	1	168	49	6	17	0	0	0	0	0	0	0	0	9	250	
3:00 PM	1	119	59	0	26	1	0	3	1	0	0	0	0	12	222	
4:00 PM	1	142	65	0	39	0	0	6	0	0	0	0	0	9	262	
5:00 PM	1	145	45	0	35	0	0	3	0	0	0	0	0	10	239	
6:00 PM	2	82	33	0	20	0	0	1	0	0	0	0	0	6	144	
7:00 PM	1	67	37	0	13	0	0	1	0	0	0	0	0	0	119	
8:00 PM	0	55	20	1	15	0	0	4	0	0	0	0	0	3	98	
9:00 PM	0	34	11	0	9	0	0	0	0	0	0	0	0	2	56	
10:00 PM	1	14	4	0	2	0	0	0	0	0	0	0	0	2	23	
11:00 PM	0	12	7	0	1	0	0	0	0	0	0	0	0	0	20	
Day Total	18	2604	882	18	356	6	2	55	8	0	0	0	0	114	4063	
Percent	0.4%	64.1%	21.7%	0.4%	8.8%	0.1%	0.0%	1.4%	0.2%	0.0%	0.0%	0.0%	0.0%	2.8%		
ADT 4063																
AM Peak	4:00 AM	7:00 AM	7:00 AM	6:00 AM	6:00 AM	9:00 AM	6:00 AM	11:00 AM	7:00 AM						8:00 AM	7:00 AM
Volume	2	321	90	2	27	2	1	8	1						12	450
PM Peak	12:00 PM	2:00 PM	4:00 PM	2:00 PM	4:00 PM	12:00 PM			4:00 PM	12:00 PM					3:00 PM	4:00 PM
Volume	5	168	65	6	39	1			6	2					12	262
<i>Comments:</i>																

LOCATION: 11. N Shingle Rd to Lotus Rd SPECIFIC LOCATION: 0 ft from CITY/STATE: El Dorado Hills, CA														QC JOB #: 12004743 DIRECTION: WB DATE: May 06 2014	
Start Time	Motor-cycles	Cars & Trailer	2 Axle Long	Buses	2 Axle 6 Tire	3 Axle Single	4 Axle Single	<5 Axle Double	5 Axle Double	>6 Axle Double	<6 Axle Multi	6 Axle Multi	>6 Axle Multi	Not Classified	Total
12:00 AM	0	1	3	0	2	0	0	0	0	0	0	0	0	0	6
1:00 AM	0	2	1	0	1	0	0	0	0	0	0	0	0	0	4
2:00 AM	0	0	2	0	3	0	0	0	0	0	0	0	0	0	5
3:00 AM	0	8	3	0	3	0	0	0	0	0	0	0	0	0	14
4:00 AM	0	19	13	0	18	0	0	2	0	0	0	0	0	1	53
5:00 AM	0	103	40	0	29	0	0	1	0	0	0	0	0	0	173
6:00 AM	1	181	76	4	70	1	0	2	0	0	0	0	0	5	340
7:00 AM	0	244	128	1	58	0	0	4	1	0	0	0	0	11	447
8:00 AM	2	246	88	2	49	0	0	8	0	0	0	0	0	10	405
9:00 AM	1	152	71	1	25	1	0	2	0	0	0	0	0	8	261
10:00 AM	1	131	52	1	46	1	0	5	3	1	0	0	0	7	248
11:00 AM	1	127	61	2	34	1	0	3	2	0	0	0	0	6	237
12:00 PM	0	122	64	0	31	0	0	1	0	0	0	0	0	3	221
1:00 PM	2	109	58	3	23	1	0	3	2	0	0	0	0	7	208
2:00 PM	1	132	62	4	34	0	0	6	0	0	0	0	0	16	255
3:00 PM	1	104	57	1	28	0	0	2	1	0	0	0	0	13	207
4:00 PM	0	141	64	0	33	0	0	4	2	0	0	0	0	16	260
5:00 PM	2	118	73	1	38	0	0	2	3	0	0	0	0	19	256
6:00 PM	1	90	42	0	15	0	0	2	0	0	0	0	0	6	156
7:00 PM	0	48	23	1	11	0	0	2	2	0	0	0	0	6	93
8:00 PM	0	55	23	0	13	0	0	1	1	0	0	0	0	4	97
9:00 PM	1	43	14	0	3	0	0	0	2	0	0	0	0	1	64
10:00 PM	0	25	5	0	3	0	0	1	2	0	0	0	0	0	36
11:00 PM	0	7	3	0	0	0	0	0	0	0	0	0	0	1	11
Day Total	14	2208	1026	21	570	5	0	51	21	1	0	0	0	140	4057
Percent	0.3%	54.4%	25.3%	0.5%	14.0%	0.1%	0.0%	1.3%	0.5%	0.0%	0.0%	0.0%	0.0%	3.5%	
ADT 4057															
AM Peak	8:00 AM	8:00 AM	7:00 AM	6:00 AM	6:00 AM	6:00 AM		8:00 AM	10:00 AM	10:00 AM				7:00 AM	7:00 AM
Volume	2	246	128	4	70	1		8	3	1				11	447
PM Peak	1:00 PM	4:00 PM	5:00 PM	2:00 PM	5:00 PM	1:00 PM		2:00 PM	5:00 PM					5:00 PM	4:00 PM
Volume	2	141	73	4	38	1		6	3					19	260
<i>Comments:</i>															

LOCATION: 11. N Shingle Rd to Lotus Rd SPECIFIC LOCATION: 0 ft from CITY/STATE: El Dorado Hills, CA														QC JOB #: 12004743 DIRECTION: WB DATE: May 07 2014	
Start Time	Motor-cycles	Cars & Trailer	2 Axle Long	Buses	2 Axle 6 Tire	3 Axle Single	4 Axle Single	<5 Axle Double	5 Axle Double	>6 Axle Double	<6 Axle Multi	6 Axle Multi	>6 Axle Multi	Not Classified	Total
12:00 AM	0	5	0	0	1	0	0	0	0	0	0	0	0	0	6
1:00 AM	0	3	3	0	2	0	0	0	0	0	0	0	0	0	8
2:00 AM	0	2	1	0	1	0	0	0	0	0	0	0	0	1	5
3:00 AM	0	7	4	0	2	0	0	0	0	0	0	0	0	0	13
4:00 AM	0	34	11	0	14	0	0	0	2	0	0	0	0	0	61
5:00 AM	0	77	36	0	39	0	0	4	0	0	0	0	0	0	156
6:00 AM	1	192	77	2	71	0	0	3	1	0	0	0	0	4	351
7:00 AM	1	244	130	3	50	0	0	3	1	0	0	0	0	11	443
8:00 AM	0	206	110	2	53	0	0	3	0	0	0	0	0	9	383
9:00 AM	1	150	67	1	41	0	0	5	0	0	0	0	0	5	270
10:00 AM	3	132	62	7	32	0	0	2	2	0	0	0	0	5	245
11:00 AM	3	135	67	1	27	1	0	5	0	0	1	0	0	4	244
12:00 PM	0	130	86	6	28	0	0	5	0	0	0	0	0	7	262
1:00 PM	2	114	66	4	20	2	0	6	1	0	0	0	0	5	220
2:00 PM	2	137	71	2	32	1	0	2	1	0	1	0	0	13	262
3:00 PM	5	125	66	4	40	2	0	3	3	0	0	0	0	9	257
4:00 PM	1	132	54	4	32	3	0	2	0	0	0	0	0	9	237
5:00 PM	0	140	45	1	31	1	0	1	0	0	0	0	0	15	234
6:00 PM	1	81	51	0	25	0	0	2	0	0	0	0	0	5	165
7:00 PM	1	75	38	2	15	0	0	2	0	0	0	0	0	6	139
8:00 PM	0	64	27	2	9	0	0	1	0	0	0	0	0	4	107
9:00 PM	0	52	16	0	9	0	0	0	0	0	0	0	0	2	79
10:00 PM	1	20	7	0	5	0	0	0	0	0	0	0	0	0	33
11:00 PM	0	8	10	0	0	0	0	0	0	0	0	0	0	0	18
Day Total	22	2265	1105	41	579	10	0	49	11	0	2	0	0	114	4198
Percent	0.5%	54.0%	26.3%	1.0%	13.8%	0.2%	0.0%	1.2%	0.3%	0.0%	0.0%	0.0%	0.0%	2.7%	
ADT 4198															
AM Peak	10:00 AM	7:00 AM	7:00 AM	10:00 AM	6:00 AM	11:00 AM		9:00 AM	4:00 AM		11:00 AM			7:00 AM	7:00 AM
Volume	3	244	130	7	71	1		5	2		1			11	443
PM Peak	3:00 PM	5:00 PM	12:00 PM	12:00 PM	3:00 PM	4:00 PM		1:00 PM	3:00 PM		2:00 PM			5:00 PM	12:00 PM
Volume	5	140	86	6	40	3		6	3		1			15	262
<i>Comments:</i>															

LOCATION: 11. N Shingle Rd to Lotus Rd SPECIFIC LOCATION: 0 ft from CITY/STATE: El Dorado Hills, CA														QC JOB #: 12004743 DIRECTION: WB DATE: May 08 2014	
Start Time	Motor-cycles	Cars & Trailer	2 Axle Long	Buses	2 Axle 6 Tire	3 Axle Single	4 Axle Single	<5 Axle Double	5 Axle Double	>6 Axle Double	<6 Axle Multi	6 Axle Multi	>6 Axle Multi	Not Classified	Total
12:00 AM	0	3	0	0	1	0	0	0	0	0	0	0	0	0	4
1:00 AM	0	2	1	0	2	0	0	0	0	0	0	0	0	0	5
2:00 AM	0	2	2	0	0	0	0	1	0	0	0	0	0	0	5
3:00 AM	0	10	0	0	4	0	0	0	0	0	0	0	0	0	14
4:00 AM	0	32	11	0	14	0	0	0	0	0	0	0	0	1	58
5:00 AM	2	91	34	0	31	0	0	4	1	0	0	0	0	0	163
6:00 AM	2	183	78	2	69	0	0	2	0	0	0	0	0	5	341
7:00 AM	0	248	123	1	60	0	0	6	2	0	0	0	0	9	449
8:00 AM	1	227	76	1	26	0	0	5	6	0	0	0	0	16	358
9:00 AM	2	177	76	1	24	0	0	5	0	0	0	0	0	10	295
10:00 AM	1	147	50	2	32	0	0	6	4	0	0	0	0	2	244
11:00 AM	0	136	61	1	27	0	0	6	5	0	0	0	0	3	239
12:00 PM	2	131	72	0	30	2	0	7	1	0	0	0	0	7	252
1:00 PM	1	89	59	4	24	1	0	2	5	0	0	0	0	4	189
2:00 PM	1	147	75	5	30	1	0	2	0	0	0	0	0	13	274
3:00 PM	1	129	52	2	41	0	0	4	1	0	0	0	0	5	235
4:00 PM	2	133	64	4	39	0	0	2	1	0	0	0	0	18	263
5:00 PM	1	134	61	0	32	0	0	1	0	0	0	0	0	15	244
6:00 PM	0	97	57	2	35	0	0	3	0	0	0	0	0	4	198
7:00 PM	1	50	30	1	18	0	0	3	0	0	0	0	0	1	104
8:00 PM	1	55	22	0	7	0	0	1	1	0	0	0	0	1	88
9:00 PM	0	50	23	1	14	0	0	0	0	0	0	0	0	0	88
10:00 PM	0	21	9	0	2	0	0	0	0	0	0	0	0	0	32
11:00 PM	0	9	3	0	2	0	0	0	0	0	0	0	0	0	14
Day Total	18	2303	1039	27	564	4	0	60	27	0	0	0	0	114	4156
Percent	0.4%	55.4%	25.0%	0.6%	13.6%	0.1%	0.0%	1.4%	0.6%	0.0%	0.0%	0.0%	0.0%	2.7%	
ADT 4156															
AM Peak	5:00 AM	7:00 AM	7:00 AM	6:00 AM	6:00 AM			7:00 AM	8:00 AM					8:00 AM	7:00 AM
Volume	2	248	123	2	69			6	6					16	449
PM Peak	12:00 PM	2:00 PM	2:00 PM	2:00 PM	3:00 PM	12:00 PM		12:00 PM	1:00 PM					4:00 PM	2:00 PM
Volume	2	147	75	5	41	2		7	5					18	274
<i>Comments:</i>															

LOCATION: 11. N Shingle Rd to Lotus Rd SPECIFIC LOCATION: 0 ft from CITY/STATE: El Dorado Hills, CA														QC JOB #: 12004743 DIRECTION: WB DATE: May 09 2014	
Start Time	Motor-cycles	Cars & Trailer	2 Axle Long	Buses	2 Axle 6 Tire	3 Axle Single	4 Axle Single	<5 Axle Double	5 Axle Double	>6 Axle Double	<6 Axle Multi	6 Axle Multi	>6 Axle Multi	Not Classified	Total
12:00 AM	0	8	1	0	1	0	0	0	0	0	0	0	0	0	10
1:00 AM	0	3	1	0	2	0	0	0	0	0	0	0	0	0	6
2:00 AM	0	7	1	0	0	0	0	0	0	0	0	0	0	0	8
3:00 AM	1	4	4	0	3	0	0	0	0	0	0	0	0	0	12
4:00 AM	0	26	5	0	10	0	0	0	0	0	0	0	0	0	41
5:00 AM	0	94	28	0	32	0	0	2	1	0	0	0	0	0	157
6:00 AM	1	148	76	1	66	0	0	5	0	0	0	0	0	4	301
7:00 AM	1	237	112	0	57	0	0	3	1	0	0	0	0	7	418
8:00 AM	0	229	98	2	51	0	0	5	2	0	0	0	0	13	400
9:00 AM	1	147	70	2	45	0	0	5	1	0	0	0	0	6	277
10:00 AM	0	130	80	1	31	0	0	4	1	0	0	0	0	4	251
11:00 AM	2	114	64	4	45	0	0	5	0	0	0	0	0	9	243
12:00 PM	0	122	50	0	33	0	0	4	1	0	0	0	0	4	214
1:00 PM	2	117	66	3	34	0	0	3	0	0	1	0	0	12	238
2:00 PM	3	129	83	5	50	0	0	5	1	0	0	0	0	11	287
3:00 PM	3	129	72	2	37	0	0	4	0	0	0	0	0	19	266
4:00 PM	5	134	64	3	29	0	0	2	0	0	0	0	0	21	258
5:00 PM	2	154	85	0	41	0	0	5	0	0	0	0	0	7	294
6:00 PM	1	85	60	2	27	0	0	0	0	0	0	0	0	3	178
7:00 PM	0	58	36	0	23	0	0	1	0	0	0	0	0	5	123
8:00 PM	1	72	34	0	12	0	0	3	0	0	0	0	0	3	125
9:00 PM	2	52	21	1	10	0	0	1	0	0	0	0	0	1	88
10:00 PM	0	25	14	0	6	0	0	0	0	0	0	0	0	0	45
11:00 PM	1	26	8	0	4	0	0	0	0	0	0	0	0	1	40
Day Total	26	2250	1133	26	649	0	0	57	8	0	1	0	0	130	4280
Percent	0.6%	52.6%	26.5%	0.6%	15.2%	0.0%	0.0%	1.3%	0.2%	0.0%	0.0%	0.0%	0.0%	3.0%	
ADT 4280															
AM Peak	11:00 AM	7:00 AM	7:00 AM	11:00 AM	6:00 AM			6:00 AM	8:00 AM					8:00 AM	7:00 AM
Volume	2	237	112	4	66			5	2					13	418
PM Peak	4:00 PM	5:00 PM	5:00 PM	2:00 PM	2:00 PM			2:00 PM	12:00 PM		1:00 PM			4:00 PM	5:00 PM
Volume	5	154	85	5	50			5	1		1			21	294
<i>Comments:</i>															

LOCATION: 11. N Shingle Rd to Lotus Rd													QC JOB #: 12004743		
SPECIFIC LOCATION: 0 ft from													DIRECTION: WB		
CITY/STATE: El Dorado Hills, CA													DATE: May 03 2014 - May 09 2014		
Start Time	Motor-cycles	Cars & Trailer	2 Axle Long	Buses	2 Axle 6 Tire	3 Axle Single	4 Axle Single	<5 Axle Double	5 Axle Double	>6 Axle Double	<6 Axle Multi	6 Axle Multi	>6 Axle Multi	Not Classified	Total
Grand Total	223	16539	6497	141	3102	29	2	362	78	1	3	0	0	822	27799
Percent	0.8%	59.5%	23.4%	0.5%	11.2%	0.1%	0.0%	1.3%	0.3%	0.0%	0.0%	0.0%	0.0%	3.0%	
ADT 3971															
<i>Comments:</i>															

Report generated on 5/30/2014 3:58 PM

SOURCE: Quality Counts, LLC (<http://www.qualitycounts.net>)



LOCATION: 11. N Shingle Rd to Lotus Rd SPECIFIC LOCATION: 0 ft from CITY/STATE: El Dorado Hills, CA							QC JOB #: 12004743 DIRECTION: EB/WB DATE: May 03 2014 - May 04 2014			
Start Time	Mon	Tue	Wed	Thu	Fri	Average Weekday Hourly Traffic	Sat 03-May-14	Sun 04-May-14	Average Week Hourly Traffic	Average Week Profile
12:00 AM						0	52	56	54	
1:00 AM						0	28	23	26	
2:00 AM						0	18	20	19	
3:00 AM						0	12	10	11	
4:00 AM						0	26	14	20	
5:00 AM						0	57	41	49	
6:00 AM						0	128	76	102	
7:00 AM						0	272	189	231	
8:00 AM						0	426	299	363	
9:00 AM						0	531	439	485	
10:00 AM						0	554	444	499	
11:00 AM						0	517	527	522	
12:00 PM						0	564	507	536	
1:00 PM						0	587	501	544	
2:00 PM						0	607	521	564	
3:00 PM						0	579	526	553	
4:00 PM						0	558	496	527	
5:00 PM						0	527	517	522	
6:00 PM						0	442	359	401	
7:00 PM						0	361	310	336	
8:00 PM						0	265	249	257	
9:00 PM						0	208	131	170	
10:00 PM						0	182	92	137	
11:00 PM						0	85	41	63	
Day Total						0	7586	6388	6991	
% Weekday Average										
% Week Average						0.0%	108.5%	91.4%		
AM Peak						12:00 AM	10:00 AM	11:00 AM	11:00 AM	
Volume						0	554	527	522	
PM Peak						12:00 PM	2:00 PM	3:00 PM	2:00 PM	
Volume						0	607	526	564	
<i>Comments:</i>										

LOCATION: 11. N Shingle Rd to Lotus Rd SPECIFIC LOCATION: 0 ft from CITY/STATE: El Dorado Hills, CA						QC JOB #: 12004743 DIRECTION: EB/WB DATE: May 05 2014 - May 09 2014				
Start Time	Mon 05-May-14	Tue 06-May-14	Wed 07-May-14	Thu 08-May-14	Fri 09-May-14	Average Weekday Hourly Traffic	Sat	Sun	Average Week Hourly Traffic	Average Week Profile
12:00 AM	33	27	24	35	37	31			31	
1:00 AM	18	14	21	18	14	17			17	
2:00 AM	16	14	11	11	19	14			14	
3:00 AM	36	19	17	20	19	22			22	
4:00 AM	79	66	69	68	50	66			66	
5:00 AM	174	198	187	199	190	190			190	
6:00 AM	419	404	425	422	376	409			409	
7:00 AM	641	641	631	636	601	630			630	
8:00 AM	587	623	600	554	590	591			591	
9:00 AM	500	431	462	513	461	473			473	
10:00 AM	443	428	412	432	433	430			430	
11:00 AM	379	416	452	456	441	429			429	
12:00 PM	443	436	459	490	462	458			458	
1:00 PM	460	452	501	423	543	476			476	
2:00 PM	534	544	583	573	589	565			565	
3:00 PM	569	567	652	557	707	610			610	
4:00 PM	695	671	672	685	675	680			680	
5:00 PM	699	750	744	726	753	734			734	
6:00 PM	473	494	537	573	539	523			523	
7:00 PM	320	351	384	357	385	359			359	
8:00 PM	279	297	285	242	327	286			286	
9:00 PM	167	176	183	232	231	198			198	
10:00 PM	91	109	121	97	171	118			118	
11:00 PM	55	49	61	59	112	67			67	
Day Total	8110	8177	8493	8378	8725	8376			8376	
% Weekday Average		97.6%	101.4%	100.0%	104.2%					
% Week Average	116.0%	97.6%	101.4%	100.0%	104.2%	100.0%				
AM Peak Volume	7:00 AM 641	7:00 AM 641	7:00 AM 631	7:00 AM 636	7:00 AM 601	7:00 AM 630			7:00 AM 630	
PM Peak Volume	5:00 PM 699	5:00 PM 750	5:00 PM 744	5:00 PM 726	5:00 PM 753	5:00 PM 734			5:00 PM 734	
<i>Comments:</i>										

LOCATION: 11. N Shingle Rd to Lotus Rd SPECIFIC LOCATION: 0 ft from CITY/STATE: El Dorado Hills, CA						QC JOB #: 12004743 DIRECTION: EB/WB DATE: Apr 28 2014 - May 02 2014		
Start Time	Mon 28-Apr-14	Tue 29-Apr-14	Wed 30-Apr-14	Thu 01-May-14	Fri 02-May-14	Average Weekday Hourly Traffic		Average Weekday Profile
12:00 AM	33	27	24	35	37	31		
1:00 AM	18	14	21	18	14	17		
2:00 AM	16	14	11	11	19	14		
3:00 AM	36	19	17	20	19	22		
4:00 AM	79	66	69	68	50	66		
5:00 AM	174	198	187	199	190	190		
6:00 AM	419	404	425	422	376	409		
7:00 AM	641	641	631	636	601	630		
8:00 AM	587	623	600	554	590	591		
9:00 AM	500	431	462	513	461	473		
10:00 AM	443	428	412	432	433	430		
11:00 AM	379	416	452	456	441	429		
12:00 PM	443	436	459	490	462	458		
1:00 PM	460	452	501	423	543	476		
2:00 PM	534	544	583	573	589	565		
3:00 PM	569	567	652	557	707	610		
4:00 PM	695	671	672	685	675	680		
5:00 PM	699	750	744	726	753	734		
6:00 PM	473	494	537	573	539	523		
7:00 PM	320	351	384	357	385	359		
8:00 PM	279	297	285	242	327	286		
9:00 PM	167	176	183	232	231	198		
10:00 PM	91	109	121	97	171	118		
11:00 PM	55	49	61	59	112	67		
Day Total	8110	8177	8493	8378	8725	8376		
% Weekday Average	96.8%	97.6%	101.4%	100.0%	104.2%			
% Week Average								
AM Peak Volume	7:00 AM 641	7:00 AM 641	7:00 AM 631	7:00 AM 636	7:00 AM 601	7:00 AM 630		
PM Peak Volume	5:00 PM 699	5:00 PM 750	5:00 PM 744	5:00 PM 726	5:00 PM 753	5:00 PM 734		
<i>Comments:</i>								

SUMMARY - Tube Count - Volume Data (Weekend)

LOCATION: 11. N Shingle Rd to Lotus Rd SPECIFIC LOCATION: 0 ft from CITY/STATE: El Dorado Hills, CA				QC JOB #: 12004743 DIRECTION: EB/WB DATE: May 03 2014 - May 04 2014		
Start Time			Sat 03-May-14	Sun 04-May-14	Average Weekend Hourly Traffic	Average Weekend Profile
12:00 AM			52	56	54	
1:00 AM			28	23	26	
2:00 AM			18	20	19	
3:00 AM			12	10	11	
4:00 AM			26	14	20	
5:00 AM			57	41	49	
6:00 AM			128	76	102	
7:00 AM			272	189	231	
8:00 AM			426	299	363	
9:00 AM			531	439	485	
10:00 AM			554	444	499	
11:00 AM			517	527	522	
12:00 PM			564	507	536	
1:00 PM			587	501	544	
2:00 PM			607	521	564	
3:00 PM			579	526	553	
4:00 PM			558	496	527	
5:00 PM			527	517	522	
6:00 PM			442	359	401	
7:00 PM			361	310	336	
8:00 PM			265	249	257	
9:00 PM			208	131	170	
10:00 PM			182	92	137	
11:00 PM			85	41	63	
Day Total			7586	6388	6991	
% Weekday Average						
% Week Average			108.5%	91.4%		
AM Peak Volume			10:00 AM 554	11:00 AM 527	11:00 AM 522	
PM Peak Volume			2:00 PM 607	3:00 PM 526	2:00 PM 564	
<i>Comments:</i>						

LOCATION: 11. N Shingle Rd to Lotus Rd SPECIFIC LOCATION: 0 ft from CITY/STATE: El Dorado Hills, CA						QC JOB #: 12004743 DIRECTION: EB/WB DATE: Apr 28 2014 - May 04 2014				
Start Time	Mon 28-Apr-14	Tue 29-Apr-14	Wed 30-Apr-14	Thu 01-May-14	Fri 02-May-14	Average Weekday Hourly Traffic	Sat 03-May-14	Sun 04-May-14	Average Week Hourly Traffic	Average Week Profile
12:00 AM	33	27	24	35	37	31	52	56	38	
1:00 AM	18	14	21	18	14	17	28	23	19	
2:00 AM	16	14	11	11	19	14	18	20	16	
3:00 AM	36	19	17	20	19	22	12	10	19	
4:00 AM	79	66	69	68	50	66	26	14	53	
5:00 AM	174	198	187	199	190	190	57	41	149	
6:00 AM	419	404	425	422	376	409	128	76	321	
7:00 AM	641	641	631	636	601	630	272	189	516	
8:00 AM	587	623	600	554	590	591	426	299	526	
9:00 AM	500	431	462	513	461	473	531	439	477	
10:00 AM	443	428	412	432	433	430	554	444	449	
11:00 AM	379	416	452	456	441	429	517	527	455	
12:00 PM	443	436	459	490	462	458	564	507	480	
1:00 PM	460	452	501	423	543	476	587	501	495	
2:00 PM	534	544	583	573	589	565	607	521	564	
3:00 PM	569	567	652	557	707	610	579	526	594	
4:00 PM	695	671	672	685	675	680	558	496	636	
5:00 PM	699	750	744	726	753	734	527	517	674	
6:00 PM	473	494	537	573	539	523	442	359	488	
7:00 PM	320	351	384	357	385	359	361	310	353	
8:00 PM	279	297	285	242	327	286	265	249	278	
9:00 PM	167	176	183	232	231	198	208	131	190	
10:00 PM	91	109	121	97	171	118	182	92	123	
11:00 PM	55	49	61	59	112	67	85	41	66	
Day Total	8110	8177	8493	8378	8725	8376	7586	6388	7979	
% Weekday Average	96.8%	97.6%	101.4%	100.0%	104.2%					
% Week Average	101.6%	102.5%	106.4%	105.0%	109.3%	105.0%	95.1%	80.1%		
AM Peak Volume	7:00 AM 641	7:00 AM 641	7:00 AM 631	7:00 AM 636	7:00 AM 601	7:00 AM 630	10:00 AM 554	11:00 AM 527	8:00 AM 526	
PM Peak Volume	5:00 PM 699	5:00 PM 750	5:00 PM 744	5:00 PM 726	5:00 PM 753	5:00 PM 734	2:00 PM 607	3:00 PM 526	5:00 PM 674	
<i>Comments:</i>										

LOCATION: 11. N Shingle Rd to Lotus Rd SPECIFIC LOCATION: 0 ft from CITY/STATE: El Dorado Hills, CA														QC JOB #: 12004743 DIRECTION: EB/WB DATE: May 03 2014	
Start Time	Motor-cycles	Cars & Trailer	2 Axle Long	Buses	2 Axle 6 Tire	3 Axle Single	4 Axle Single	<5 Axle Double	5 Axle Double	>6 Axle Double	<6 Axle Multi	6 Axle Multi	>6 Axle Multi	Not Classified	Total
12:00 AM	0	38	13	0	1	0	0	0	0	0	0	0	0	0	52
1:00 AM	0	21	5	0	0	0	0	1	1	0	0	0	0	0	28
2:00 AM	0	16	1	0	0	0	0	1	0	0	0	0	0	0	18
3:00 AM	0	12	0	0	0	0	0	0	0	0	0	0	0	0	12
4:00 AM	0	20	5	0	0	0	0	0	1	0	0	0	0	0	26
5:00 AM	0	36	15	0	4	0	0	0	1	0	0	0	0	1	57
6:00 AM	3	80	32	0	7	0	0	5	0	0	0	0	0	1	128
7:00 AM	3	180	66	0	15	1	0	5	0	0	0	0	0	2	272
8:00 AM	7	297	84	0	19	0	0	8	0	0	0	0	0	11	426
9:00 AM	10	385	93	0	24	1	0	2	0	0	0	0	0	16	531
10:00 AM	13	391	95	1	28	0	0	7	0	0	0	0	0	19	554
11:00 AM	14	381	90	0	21	0	0	3	0	0	0	0	0	8	517
12:00 PM	9	403	108	0	19	2	0	5	0	0	0	0	0	18	564
1:00 PM	15	414	123	0	14	2	0	4	0	0	0	0	0	15	587
2:00 PM	11	456	99	1	22	0	0	4	0	0	0	0	0	14	607
3:00 PM	18	419	102	2	16	0	0	4	0	0	0	0	0	18	579
4:00 PM	11	420	95	0	18	0	0	3	0	0	0	0	0	11	558
5:00 PM	4	405	86	2	16	0	0	1	0	0	0	0	0	13	527
6:00 PM	17	323	75	0	14	0	0	1	0	0	0	0	0	12	442
7:00 PM	5	290	45	0	13	0	0	2	0	0	0	0	0	6	361
8:00 PM	1	196	40	0	11	0	0	0	0	0	0	0	0	17	265
9:00 PM	4	159	36	0	8	0	0	0	0	0	0	0	0	1	208
10:00 PM	1	146	25	0	6	0	0	0	0	0	0	0	0	4	182
11:00 PM	0	66	16	0	2	0	0	0	0	0	0	0	0	1	85
Day Total	146	5554	1349	6	278	6	0	56	3	0	0	0	0	188	7586
Percent	1.9%	73.2%	17.8%	0.1%	3.7%	0.1%	0.0%	0.7%	0.0%	0.0%	0.0%	0.0%	0.0%	2.5%	
ADT 7586															
AM Peak	11:00 AM	10:00 AM	10:00 AM	10:00 AM	10:00 AM	7:00 AM		8:00 AM	1:00 AM					10:00 AM	10:00 AM
Volume	14	391	95	1	28	1		8	1					19	554
PM Peak	3:00 PM	2:00 PM	1:00 PM	3:00 PM	2:00 PM	12:00 PM		12:00 PM						12:00 PM	2:00 PM
Volume	18	456	123	2	22	2		5						18	607
<i>Comments:</i>															

LOCATION: 11. N Shingle Rd to Lotus Rd SPECIFIC LOCATION: 0 ft from CITY/STATE: El Dorado Hills, CA														QC JOB #: 12004743 DIRECTION: EB/WB DATE: May 04 2014	
Start Time	Motor-cycles	Cars & Trailer	2 Axle Long	Buses	2 Axle 6 Tire	3 Axle Single	4 Axle Single	<5 Axle Double	5 Axle Double	>6 Axle Double	<6 Axle Multi	6 Axle Multi	>6 Axle Multi	Not Classified	Total
12:00 AM	0	50	6	0	0	0	0	0	0	0	0	0	0	0	56
1:00 AM	0	19	3	0	1	0	0	0	0	0	0	0	0	0	23
2:00 AM	0	16	4	0	0	0	0	0	0	0	0	0	0	0	20
3:00 AM	1	5	2	0	1	0	0	1	0	0	0	0	0	0	10
4:00 AM	0	9	2	0	2	0	0	1	0	0	0	0	0	0	14
5:00 AM	0	27	13	0	1	0	0	0	0	0	0	0	0	0	41
6:00 AM	0	55	15	0	4	0	0	2	0	0	0	0	0	0	76
7:00 AM	0	129	42	0	13	0	0	1	0	0	0	0	0	4	189
8:00 AM	6	223	46	0	14	0	0	4	1	0	0	0	0	5	299
9:00 AM	5	340	60	0	20	0	0	4	2	0	0	0	0	8	439
10:00 AM	11	293	100	3	16	0	0	6	0	0	0	0	0	15	444
11:00 AM	10	387	87	1	19	0	0	11	0	0	0	0	0	12	527
12:00 PM	14	364	79	0	24	0	0	8	0	0	0	0	0	18	507
1:00 PM	10	380	84	0	13	0	0	4	0	0	0	0	0	10	501
2:00 PM	17	378	87	1	19	0	0	3	0	0	0	0	0	16	521
3:00 PM	14	385	83	0	25	0	0	6	0	0	0	0	0	13	526
4:00 PM	16	364	75	0	22	0	0	5	0	0	0	0	0	14	496
5:00 PM	7	384	75	0	26	0	0	9	0	0	0	0	0	16	517
6:00 PM	3	275	53	0	19	0	0	4	0	0	0	0	0	5	359
7:00 PM	4	236	50	0	11	0	0	5	0	0	0	0	0	4	310
8:00 PM	1	186	45	0	11	0	0	1	0	0	0	0	0	5	249
9:00 PM	1	108	20	0	0	0	0	2	0	0	0	0	0	0	131
10:00 PM	0	75	15	0	0	1	0	1	0	0	0	0	0	0	92
11:00 PM	0	35	5	0	1	0	0	0	0	0	0	0	0	0	41
Day Total	120	4723	1051	5	262	1	0	78	3	0	0	0	0	145	6388
Percent	1.9%	73.9%	16.5%	0.1%	4.1%	0.0%	0.0%	1.2%	0.0%	0.0%	0.0%	0.0%	0.0%	2.3%	
ADT 6388															
AM Peak	10:00 AM	11:00 AM	10:00 AM	10:00 AM	9:00 AM			11:00 AM	9:00 AM					10:00 AM	11:00 AM
Volume	11	387	100	3	20			11	2					15	527
PM Peak	2:00 PM	3:00 PM	2:00 PM	2:00 PM	5:00 PM	10:00 PM		5:00 PM						12:00 PM	3:00 PM
Volume	17	385	87	1	26	1		9						18	526
<i>Comments:</i>															

LOCATION: 11. N Shingle Rd to Lotus Rd SPECIFIC LOCATION: 0 ft from CITY/STATE: El Dorado Hills, CA														QC JOB #: 12004743 DIRECTION: EB/WB DATE: May 05 2014	
Start Time	Motor-cycles	Cars & Trailer	2 Axle Long	Buses	2 Axle 6 Tire	3 Axle Single	4 Axle Single	<5 Axle Double	5 Axle Double	>6 Axle Double	<6 Axle Multi	6 Axle Multi	>6 Axle Multi	Not Classified	Total
12:00 AM	1	26	6	0	0	0	0	0	0	0	0	0	0	0	33
1:00 AM	0	16	1	0	1	0	0	0	0	0	0	0	0	0	18
2:00 AM	0	12	3	0	1	0	0	0	0	0	0	0	0	0	16
3:00 AM	0	19	9	1	7	0	0	0	0	0	0	0	0	0	36
4:00 AM	2	41	13	0	18	0	0	4	0	0	0	0	0	1	79
5:00 AM	0	115	40	0	16	0	0	1	0	0	1	0	0	1	174
6:00 AM	0	287	87	2	30	0	1	9	0	0	0	0	0	3	419
7:00 AM	1	468	117	1	32	0	0	7	1	0	0	0	0	14	641
8:00 AM	2	414	116	1	28	1	1	4	2	0	0	0	0	18	587
9:00 AM	3	345	87	5	33	4	0	10	1	0	0	0	0	12	500
10:00 AM	1	303	90	1	25	2	0	6	1	0	0	0	0	14	443
11:00 AM	1	269	72	1	16	1	0	10	2	0	0	0	0	7	379
12:00 PM	10	308	86	1	18	2	0	6	2	0	0	0	0	10	443
1:00 PM	1	326	93	5	13	1	0	3	0	0	0	0	0	18	460
2:00 PM	2	382	97	6	28	0	0	1	1	0	0	0	0	17	534
3:00 PM	3	351	133	1	52	2	0	4	2	0	0	0	0	21	569
4:00 PM	5	454	148	0	64	0	0	9	0	0	0	0	0	15	695
5:00 PM	4	503	118	0	49	0	0	7	0	0	0	0	0	18	699
6:00 PM	3	333	93	0	34	0	0	2	0	0	0	0	0	8	473
7:00 PM	2	220	74	0	21	0	0	2	0	0	0	0	0	1	320
8:00 PM	0	199	51	1	20	0	0	5	0	0	0	0	0	3	279
9:00 PM	1	124	23	0	14	0	0	0	0	0	0	0	0	5	167
10:00 PM	1	74	10	0	4	0	0	0	0	0	0	0	0	2	91
11:00 PM	0	42	11	0	2	0	0	0	0	0	0	0	0	0	55
Day Total	43	5631	1578	26	526	13	2	90	12	0	1	0	0	188	8110
Percent	0.5%	69.4%	19.5%	0.3%	6.5%	0.2%	0.0%	1.1%	0.1%	0.0%	0.0%	0.0%	0.0%	2.3%	
ADT 8110															
AM Peak Volume	9:00 AM	7:00 AM	7:00 AM	9:00 AM	9:00 AM	9:00 AM	6:00 AM	9:00 AM	8:00 AM		5:00 AM			8:00 AM	7:00 AM
	3	468	117	5	33	4	1	10	2		1			18	641
PM Peak Volume	12:00 PM	5:00 PM	4:00 PM	2:00 PM	4:00 PM	12:00 PM		4:00 PM	12:00 PM					3:00 PM	5:00 PM
	10	503	148	6	64	2		9	2					21	699
<i>Comments:</i>															

LOCATION: 11. N Shingle Rd to Lotus Rd SPECIFIC LOCATION: 0 ft from CITY/STATE: El Dorado Hills, CA														QC JOB #: 12004743 DIRECTION: EB/WB DATE: May 06 2014	
Start Time	Motor-cycles	Cars & Trailer	2 Axle Long	Buses	2 Axle 6 Tire	3 Axle Single	4 Axle Single	<5 Axle Double	5 Axle Double	>6 Axle Double	<6 Axle Multi	6 Axle Multi	>6 Axle Multi	Not Classified	Total
12:00 AM	0	16	9	0	2	0	0	0	0	0	0	0	0	0	27
1:00 AM	0	10	3	0	1	0	0	0	0	0	0	0	0	0	14
2:00 AM	0	5	6	0	3	0	0	0	0	0	0	0	0	0	14
3:00 AM	0	12	4	0	3	0	0	0	0	0	0	0	0	0	19
4:00 AM	0	25	19	0	18	0	0	2	0	0	0	0	0	2	66
5:00 AM	0	122	43	0	31	0	0	2	0	0	0	0	0	0	198
6:00 AM	3	221	90	4	72	3	0	4	0	0	0	0	0	7	404
7:00 AM	1	382	161	2	65	0	0	7	1	0	0	0	0	22	641
8:00 AM	2	408	127	5	60	0	0	10	0	0	0	0	0	11	623
9:00 AM	2	271	100	3	34	1	0	5	4	0	0	0	0	11	431
10:00 AM	2	258	88	3	57	1	0	7	4	1	0	0	0	7	428
11:00 AM	3	252	97	2	42	1	0	6	4	0	0	0	0	9	416
12:00 PM	0	270	105	0	49	1	0	4	1	0	0	0	0	6	436
1:00 PM	4	278	99	4	37	2	0	6	2	0	0	0	0	20	452
2:00 PM	2	347	107	6	50	0	0	10	0	0	0	0	0	22	544
3:00 PM	2	357	128	2	49	0	0	8	1	0	0	0	0	20	567
4:00 PM	0	434	146	1	56	0	0	8	3	0	0	0	0	23	671
5:00 PM	8	490	154	1	59	0	0	5	3	0	0	0	0	30	750
6:00 PM	1	358	89	0	28	0	0	6	1	0	0	0	0	11	494
7:00 PM	2	254	66	1	16	0	0	3	2	0	0	0	0	7	351
8:00 PM	2	199	60	0	24	0	0	4	1	0	0	0	0	7	297
9:00 PM	2	131	29	0	7	0	0	1	3	0	0	0	0	3	176
10:00 PM	0	89	13	0	3	0	0	1	2	0	0	0	0	1	109
11:00 PM	0	39	7	0	1	0	0	0	0	0	0	0	0	2	49
Day Total	36	5228	1750	34	767	9	0	99	32	1	0	0	0	221	8177
Percent	0.4%	63.9%	21.4%	0.4%	9.4%	0.1%	0.0%	1.2%	0.4%	0.0%	0.0%	0.0%	0.0%	2.7%	
ADT 8177															
AM Peak Volume	6:00 AM	8:00 AM	7:00 AM	8:00 AM	6:00 AM	6:00 AM		8:00 AM	9:00 AM	10:00 AM				7:00 AM	7:00 AM
PM Peak Volume	5:00 PM	5:00 PM	5:00 PM	2:00 PM	5:00 PM	1:00 PM		2:00 PM	4:00 PM					5:00 PM	5:00 PM
Comments:															

LOCATION: 11. N Shingle Rd to Lotus Rd SPECIFIC LOCATION: 0 ft from CITY/STATE: El Dorado Hills, CA														QC JOB #: 12004743 DIRECTION: EB/WB DATE: May 07 2014	
Start Time	Motor-cycles	Cars & Trailer	2 Axle Long	Buses	2 Axle 6 Tire	3 Axle Single	4 Axle Single	<5 Axle Double	5 Axle Double	>6 Axle Double	<6 Axle Multi	6 Axle Multi	>6 Axle Multi	Not Classified	Total
12:00 AM	0	17	4	0	2	0	0	0	1	0	0	0	0	0	24
1:00 AM	0	12	7	0	2	0	0	0	0	0	0	0	0	0	21
2:00 AM	0	7	2	0	1	0	0	0	0	0	0	0	0	1	11
3:00 AM	0	11	4	0	2	0	0	0	0	0	0	0	0	0	17
4:00 AM	0	40	12	0	15	0	0	0	2	0	0	0	0	0	69
5:00 AM	0	94	44	0	41	0	0	8	0	0	0	0	0	0	187
6:00 AM	1	238	94	3	74	0	0	7	1	0	0	0	0	7	425
7:00 AM	2	376	168	5	58	0	0	4	1	0	0	0	0	17	631
8:00 AM	0	370	148	2	59	0	0	5	2	0	0	0	0	14	600
9:00 AM	3	283	107	3	52	0	0	7	1	0	0	0	0	6	462
10:00 AM	5	251	86	14	40	0	0	5	2	0	1	0	0	8	412
11:00 AM	5	284	105	2	36	2	0	6	0	0	1	0	0	11	452
12:00 PM	3	270	126	8	36	0	0	6	0	0	0	0	0	10	459
1:00 PM	6	319	116	4	34	2	0	11	1	0	0	0	0	8	501
2:00 PM	6	370	122	7	50	2	0	3	2	0	1	0	0	20	583
3:00 PM	10	391	142	6	72	3	0	11	3	0	0	0	0	14	652
4:00 PM	4	452	137	4	51	3	0	7	0	0	0	0	0	14	672
5:00 PM	4	543	118	1	49	1	0	4	0	0	0	0	0	24	744
6:00 PM	1	378	110	0	36	0	0	4	0	0	0	0	0	8	537
7:00 PM	15	257	76	3	25	0	0	2	0	0	0	0	0	6	384
8:00 PM	0	214	48	2	13	0	0	1	0	0	0	0	0	7	285
9:00 PM	0	130	36	0	14	0	0	1	0	0	0	0	0	2	183
10:00 PM	1	99	14	0	7	0	0	0	0	0	0	0	0	0	121
11:00 PM	0	44	15	0	2	0	0	0	0	0	0	0	0	0	61
Day Total	66	5450	1841	64	771	13	0	92	16	0	3	0	0	177	8493
Percent	0.8%	64.2%	21.7%	0.8%	9.1%	0.2%	0.0%	1.1%	0.2%	0.0%	0.0%	0.0%	0.0%	2.1%	
ADT 8493															
AM Peak Volume	10:00 AM	7:00 AM	7:00 AM	10:00 AM	6:00 AM	11:00 AM		5:00 AM	4:00 AM		10:00 AM			7:00 AM	7:00 AM
PM Peak Volume	7:00 PM	5:00 PM	3:00 PM	12:00 PM	3:00 PM	3:00 PM		1:00 PM	3:00 PM		2:00 PM			5:00 PM	5:00 PM
	5	376	168	14	74	2		8	2		1			17	631
	15	543	142	8	72	3		11	3		1			24	744

Comments:

LOCATION: 11. N Shingle Rd to Lotus Rd SPECIFIC LOCATION: 0 ft from CITY/STATE: El Dorado Hills, CA														QC JOB #: 12004743 DIRECTION: EB/WB DATE: May 08 2014	
Start Time	Motor-cycles	Cars & Trailer	2 Axle Long	Buses	2 Axle 6 Tire	3 Axle Single	4 Axle Single	<5 Axle Double	5 Axle Double	>6 Axle Double	<6 Axle Multi	6 Axle Multi	>6 Axle Multi	Not Classified	Total
12:00 AM	0	25	6	0	2	0	0	1	0	0	0	0	0	1	35
1:00 AM	0	12	4	0	2	0	0	0	0	0	0	0	0	0	18
2:00 AM	0	7	3	0	0	0	0	1	0	0	0	0	0	0	11
3:00 AM	0	15	0	0	5	0	0	0	0	0	0	0	0	0	20
4:00 AM	0	39	14	0	14	0	0	0	0	0	0	0	0	1	68
5:00 AM	2	116	37	0	34	0	0	7	2	0	0	0	0	1	199
6:00 AM	2	232	102	2	74	0	0	4	0	0	0	0	0	6	422
7:00 AM	0	380	162	1	64	0	0	8	6	0	0	0	0	15	636
8:00 AM	1	369	114	1	34	2	0	6	7	0	0	0	0	20	554
9:00 AM	2	317	131	4	29	3	0	9	5	0	0	0	0	13	513
10:00 AM	2	274	90	6	35	0	0	12	6	0	0	0	0	7	432
11:00 AM	2	291	98	4	35	0	0	14	6	0	0	0	0	6	456
12:00 PM	5	300	115	2	42	2	0	13	2	0	0	0	0	9	490
1:00 PM	2	265	107	4	29	1	0	2	6	0	0	0	0	7	423
2:00 PM	2	375	118	9	42	1	0	6	3	0	0	0	0	17	573
3:00 PM	3	350	118	4	62	0	0	8	1	0	0	0	0	11	557
4:00 PM	4	423	154	4	65	0	0	5	1	0	0	0	0	29	685
5:00 PM	2	502	146	0	51	0	0	4	1	0	0	0	0	20	726
6:00 PM	3	380	122	3	47	0	0	8	0	0	0	0	0	10	573
7:00 PM	3	240	84	1	24	0	0	4	0	0	0	0	0	1	357
8:00 PM	2	178	45	0	14	0	0	1	1	0	0	0	0	1	242
9:00 PM	0	168	39	1	20	0	0	1	0	0	0	0	0	3	232
10:00 PM	0	74	18	0	5	0	0	0	0	0	0	0	0	0	97
11:00 PM	0	42	11	0	6	0	0	0	0	0	0	0	0	0	59
Day Total	37	5374	1838	46	735	9	0	114	47	0	0	0	0	178	8378
Percent	0.4%	64.1%	21.9%	0.5%	8.8%	0.1%	0.0%	1.4%	0.6%	0.0%	0.0%	0.0%	0.0%	2.1%	
ADT 8378															
AM Peak	5:00 AM	7:00 AM	7:00 AM	10:00 AM	6:00 AM	9:00 AM		11:00 AM	8:00 AM					8:00 AM	7:00 AM
Volume	2	380	162	6	74	3		14	7					20	636
PM Peak	12:00 PM	5:00 PM	4:00 PM	2:00 PM	4:00 PM	12:00 PM		12:00 PM	1:00 PM					4:00 PM	5:00 PM
Volume	5	502	154	9	65	2		13	6					29	726
<i>Comments:</i>															

LOCATION: 11. N Shingle Rd to Lotus Rd SPECIFIC LOCATION: 0 ft from CITY/STATE: El Dorado Hills, CA														QC JOB #: 12004743 DIRECTION: EB/WB DATE: May 09 2014	
Start Time	Motor-cycles	Cars & Trailer	2 Axle Long	Buses	2 Axle 6 Tire	3 Axle Single	4 Axle Single	<5 Axle Double	5 Axle Double	>6 Axle Double	<6 Axle Multi	6 Axle Multi	>6 Axle Multi	Not Classified	Total
12:00 AM	0	30	6	0	1	0	0	0	0	0	0	0	0	0	37
1:00 AM	0	9	3	0	2	0	0	0	0	0	0	0	0	0	14
2:00 AM	0	16	2	0	1	0	0	0	0	0	0	0	0	0	19
3:00 AM	1	7	7	0	3	0	0	1	0	0	0	0	0	0	19
4:00 AM	0	32	7	0	11	0	0	0	0	0	0	0	0	0	50
5:00 AM	0	120	32	0	33	0	0	4	1	0	0	0	0	0	190
6:00 AM	2	191	92	1	72	0	0	10	2	0	0	0	0	6	376
7:00 AM	1	352	159	0	68	0	0	6	3	0	0	0	0	12	601
8:00 AM	0	363	134	4	60	0	0	9	2	0	0	0	0	18	590
9:00 AM	1	278	101	4	56	1	0	9	1	0	0	0	0	10	461
10:00 AM	0	253	124	4	36	0	0	7	2	0	0	0	0	7	433
11:00 AM	2	258	102	8	54	1	0	6	0	0	0	0	0	10	441
12:00 PM	3	282	99	1	49	1	0	11	3	0	1	0	0	12	462
1:00 PM	5	324	124	7	51	0	0	12	0	0	1	0	0	19	543
2:00 PM	4	345	135	5	67	0	0	9	2	0	0	0	0	22	589
3:00 PM	6	434	169	5	59	0	0	7	0	0	0	0	0	27	707
4:00 PM	7	425	148	3	57	0	0	6	0	0	0	0	0	29	675
5:00 PM	4	497	176	0	56	0	0	6	0	0	0	0	0	14	753
6:00 PM	3	357	122	3	46	0	0	2	0	0	0	0	0	6	539
7:00 PM	2	267	68	0	37	0	0	4	0	0	0	0	0	7	385
8:00 PM	4	224	71	0	21	0	0	3	0	0	0	0	0	4	327
9:00 PM	4	167	42	1	14	0	0	1	0	0	0	0	0	2	231
10:00 PM	0	129	32	0	8	0	0	2	0	0	0	0	0	0	171
11:00 PM	3	88	14	0	5	0	0	0	0	0	0	0	0	2	112
Day Total	52	5448	1969	46	867	3	0	115	16	0	2	0	0	207	8725
Percent	0.6%	62.4%	22.6%	0.5%	9.9%	0.0%	0.0%	1.3%	0.2%	0.0%	0.0%	0.0%	0.0%	2.4%	
ADT 8725															
AM Peak	6:00 AM	8:00 AM	7:00 AM	11:00 AM	6:00 AM	9:00 AM		6:00 AM	7:00 AM					8:00 AM	7:00 AM
Volume	2	363	159	8	72	1		10	3					18	601
PM Peak	4:00 PM	5:00 PM	5:00 PM	1:00 PM	2:00 PM	12:00 PM		1:00 PM	12:00 PM		12:00 PM			4:00 PM	5:00 PM
Volume	7	497	176	7	67	1		12	3		1			29	753
<i>Comments:</i>															

LOCATION: 11. N Shingle Rd to Lotus Rd											QC JOB #: 12004743				
SPECIFIC LOCATION: 0 ft from											DIRECTION: EB/WB				
CITY/STATE: El Dorado Hills, CA											DATE: May 03 2014 - May 09 2014				
Start Time	Motor-cycles	Cars & Trailer	2 Axle Long	Buses	2 Axle 6 Tire	3 Axle Single	4 Axle Single	<5 Axle Double	5 Axle Double	>6 Axle Double	<6 Axle Multi	6 Axle Multi	>6 Axle Multi	Not Classified	Total
Grand Total	500	37408	11376	227	4206	54	2	644	129	1	6	0	0	1304	55857
Percent	0.9%	67.0%	20.4%	0.4%	7.5%	0.1%	0.0%	1.2%	0.2%	0.0%	0.0%	0.0%	0.0%	2.3%	
ADT 7979															
<i>Comments:</i>															

Report generated on 5/30/2014 3:58 PM

SOURCE: Quality Counts, LLC (<http://www.qualitycounts.net>)



LOCATION: 11. N Shingle Rd to Lotus Rd SPECIFIC LOCATION: 0 ft from CITY/STATE: El Dorado Hills, CA							QC JOB #: 12004743 DIRECTION: EB DATE: May 03 2014 - May 04 2014			
Start Time	Mon	Tue	Wed	Thu	Fri	Average Weekday Hourly Traffic	Sat 03-May-14	Sun 04-May-14	Average Week Hourly Traffic	Average Week Profile
12:00 AM						0	36	39	38	
1:00 AM						0	21	15	18	
2:00 AM						0	10	13	12	
3:00 AM						0	4	1	3	
4:00 AM						0	4	3	4	
5:00 AM						0	19	14	17	
6:00 AM						0	49	32	41	
7:00 AM						0	126	68	97	
8:00 AM						0	176	140	158	
9:00 AM						0	258	192	225	
10:00 AM						0	274	191	233	
11:00 AM						0	285	209	247	
12:00 PM						0	313	254	284	
1:00 PM						0	290	274	282	
2:00 PM						0	324	256	290	
3:00 PM						0	312	254	283	
4:00 PM						0	305	221	263	
5:00 PM						0	237	241	239	
6:00 PM						0	217	193	205	
7:00 PM						0	183	151	167	
8:00 PM						0	143	134	139	
9:00 PM						0	129	84	107	
10:00 PM						0	100	59	80	
11:00 PM						0	48	28	38	
Day Total						0	3863	3066	3470	
% Weekday Average										
% Week Average						0.0%	111.3%	88.4%		
AM Peak						12:00 AM	11:00 AM	11:00 AM	11:00 AM	
Volume						0	285	209	247	
PM Peak						12:00 PM	2:00 PM	1:00 PM	2:00 PM	
Volume						0	324	274	290	
<i>Comments:</i>										

LOCATION: 11. N Shingle Rd to Lotus Rd SPECIFIC LOCATION: 0 ft from CITY/STATE: El Dorado Hills, CA						QC JOB #: 12004743 DIRECTION: EB DATE: May 05 2014 - May 09 2014				
Start Time	Mon 05-May-14	Tue 06-May-14	Wed 07-May-14	Thu 08-May-14	Fri 09-May-14	Average Weekday Hourly Traffic	Sat	Sun	Average Week Hourly Traffic	Average Week Profile
12:00 AM	25	21	18	31	27	24			24	
1:00 AM	11	10	13	13	8	11			11	
2:00 AM	7	9	6	6	11	8			8	
3:00 AM	14	5	4	6	7	7			7	
4:00 AM	8	13	8	10	9	10			10	
5:00 AM	28	25	31	36	33	31			31	
6:00 AM	94	64	74	81	75	78			78	
7:00 AM	191	194	188	187	183	189			189	
8:00 AM	203	218	217	196	190	205			205	
9:00 AM	229	170	192	218	184	199			199	
10:00 AM	194	180	167	188	182	182			182	
11:00 AM	166	179	208	217	198	194			194	
12:00 PM	204	215	197	238	248	220			220	
1:00 PM	224	244	281	234	305	258			258	
2:00 PM	284	289	321	299	302	299			299	
3:00 PM	347	360	395	322	441	373			373	
4:00 PM	433	411	435	422	417	424			424	
5:00 PM	460	494	510	482	459	481			481	
6:00 PM	329	338	372	375	361	355			355	
7:00 PM	201	258	245	253	262	244			244	
8:00 PM	181	200	178	154	202	183			183	
9:00 PM	111	112	104	144	143	123			123	
10:00 PM	68	73	88	65	126	84			84	
11:00 PM	35	38	43	45	72	47			47	
Day Total	4047	4120	4295	4222	4445	4229			4229	
% Weekday Average		97.4%	101.6%	99.8%	105.1%					
% Week Average	116.6%	97.4%	101.6%	99.8%	105.1%	100.0%				
AM Peak Volume	9:00 AM 229	8:00 AM 218	8:00 AM 217	9:00 AM 218	11:00 AM 198	8:00 AM 205			8:00 AM 205	
PM Peak Volume	5:00 PM 460	5:00 PM 494	5:00 PM 510	5:00 PM 482	5:00 PM 459	5:00 PM 481			5:00 PM 481	
<i>Comments:</i>										

LOCATION: 11. N Shingle Rd to Lotus Rd **QC JOB #:** 12004743
SPECIFIC LOCATION: 0 ft from **DIRECTION:** EB
CITY/STATE: El Dorado Hills, CA **DATE:** Apr 28 2014 - May 02 2014

Start Time	Mon 28-Apr-14	Tue 29-Apr-14	Wed 30-Apr-14	Thu 01-May-14	Fri 02-May-14	Average Weekday Hourly Traffic		Average Weekday Profile
12:00 AM	25	21	18	31	27	24		
1:00 AM	11	10	13	13	8	11		
2:00 AM	7	9	6	6	11	8		
3:00 AM	14	5	4	6	7	7		
4:00 AM	8	13	8	10	9	10		
5:00 AM	28	25	31	36	33	31		
6:00 AM	94	64	74	81	75	78		
7:00 AM	191	194	188	187	183	189		
8:00 AM	203	218	217	196	190	205		
9:00 AM	229	170	192	218	184	199		
10:00 AM	194	180	167	188	182	182		
11:00 AM	166	179	208	217	198	194		
12:00 PM	204	215	197	238	248	220		
1:00 PM	224	244	281	234	305	258		
2:00 PM	284	289	321	299	302	299		
3:00 PM	347	360	395	322	441	373		
4:00 PM	433	411	435	422	417	424		
5:00 PM	460	494	510	482	459	481		
6:00 PM	329	338	372	375	361	355		
7:00 PM	201	258	245	253	262	244		
8:00 PM	181	200	178	154	202	183		
9:00 PM	111	112	104	144	143	123		
10:00 PM	68	73	88	65	126	84		
11:00 PM	35	38	43	45	72	47		
Day Total	4047	4120	4295	4222	4445	4229		
% Weekday Average	95.7%	97.4%	101.6%	99.8%	105.1%			
% Week Average								
AM Peak Volume	9:00 AM 229	8:00 AM 218	8:00 AM 217	9:00 AM 218	11:00 AM 198	8:00 AM 205		
PM Peak Volume	5:00 PM 460	5:00 PM 494	5:00 PM 510	5:00 PM 482	5:00 PM 459	5:00 PM 481		

Comments:

SUMMARY - Tube Count - Volume Data (Weekend)

LOCATION: 11. N Shingle Rd to Lotus Rd SPECIFIC LOCATION: 0 ft from CITY/STATE: El Dorado Hills, CA				QC JOB #: 12004743 DIRECTION: EB DATE: May 03 2014 - May 04 2014		
Start Time			Sat 03-May-14	Sun 04-May-14	Average Weekend Hourly Traffic	Average Weekend Profile
12:00 AM			36	39	38	
1:00 AM			21	15	18	
2:00 AM			10	13	12	
3:00 AM			4	1	3	
4:00 AM			4	3	4	
5:00 AM			19	14	17	
6:00 AM			49	32	41	
7:00 AM			126	68	97	
8:00 AM			176	140	158	
9:00 AM			258	192	225	
10:00 AM			274	191	233	
11:00 AM			285	209	247	
12:00 PM			313	254	284	
1:00 PM			290	274	282	
2:00 PM			324	256	290	
3:00 PM			312	254	283	
4:00 PM			305	221	263	
5:00 PM			237	241	239	
6:00 PM			217	193	205	
7:00 PM			183	151	167	
8:00 PM			143	134	139	
9:00 PM			129	84	107	
10:00 PM			100	59	80	
11:00 PM			48	28	38	
Day Total			3863	3066	3470	
% Weekday Average						
% Week Average			111.3%	88.4%		
AM Peak Volume			11:00 AM 285	11:00 AM 209	11:00 AM 247	
PM Peak Volume			2:00 PM 324	1:00 PM 274	2:00 PM 290	
<i>Comments:</i>						

LOCATION: 11. N Shingle Rd to Lotus Rd
SPECIFIC LOCATION: 0 ft from
CITY/STATE: El Dorado Hills, CA

QC JOB #: 12004743
DIRECTION: EB
DATE: Apr 28 2014 - May 04 2014

Start Time	Mon 28-Apr-14	Tue 29-Apr-14	Wed 30-Apr-14	Thu 01-May-14	Fri 02-May-14	Average Weekday Hourly Traffic	Sat 03-May-14	Sun 04-May-14	Average Week Hourly Traffic	Average Week Profile
12:00 AM	25	21	18	31	27	24	36	39	28	
1:00 AM	11	10	13	13	8	11	21	15	13	
2:00 AM	7	9	6	6	11	8	10	13	9	
3:00 AM	14	5	4	6	7	7	4	1	6	
4:00 AM	8	13	8	10	9	10	4	3	8	
5:00 AM	28	25	31	36	33	31	19	14	27	
6:00 AM	94	64	74	81	75	78	49	32	67	
7:00 AM	191	194	188	187	183	189	126	68	162	
8:00 AM	203	218	217	196	190	205	176	140	191	
9:00 AM	229	170	192	218	184	199	258	192	206	
10:00 AM	194	180	167	188	182	182	274	191	197	
11:00 AM	166	179	208	217	198	194	285	209	209	
12:00 PM	204	215	197	238	248	220	313	254	238	
1:00 PM	224	244	281	234	305	258	290	274	265	
2:00 PM	284	289	321	299	302	299	324	256	296	
3:00 PM	347	360	395	322	441	373	312	254	347	
4:00 PM	433	411	435	422	417	424	305	221	378	
5:00 PM	460	494	510	482	459	481	237	241	412	
6:00 PM	329	338	372	375	361	355	217	193	312	
7:00 PM	201	258	245	253	262	244	183	151	222	
8:00 PM	181	200	178	154	202	183	143	134	170	
9:00 PM	111	112	104	144	143	123	129	84	118	
10:00 PM	68	73	88	65	126	84	100	59	83	
11:00 PM	35	38	43	45	72	47	48	28	44	
Day Total	4047	4120	4295	4222	4445	4229	3863	3066	4008	
% Weekday Average	95.7%	97.4%	101.6%	99.8%	105.1%					
% Week Average	101.0%	102.8%	107.2%	105.3%	110.9%	105.5%	96.4%	76.5%		
AM Peak Volume	9:00 AM 229	8:00 AM 218	8:00 AM 217	9:00 AM 218	11:00 AM 198	8:00 AM 205	11:00 AM 285	11:00 AM 209	11:00 AM 209	
PM Peak Volume	5:00 PM 460	5:00 PM 494	5:00 PM 510	5:00 PM 482	5:00 PM 459	5:00 PM 481	2:00 PM 324	1:00 PM 274	5:00 PM 412	

Comments:

LOCATION: 11. N Shingle Rd to Lotus Rd SPECIFIC LOCATION: 0 ft from CITY/STATE: El Dorado Hills, CA														QC JOB #: 12004743 DIRECTION: EB DATE: May 03 2014	
Start Time	Motor-cycles	Cars & Trailer	2 Axle Long	Buses	2 Axle 6 Tire	3 Axle Single	4 Axle Single	<5 Axle Double	5 Axle Double	>6 Axle Double	<6 Axle Multi	6 Axle Multi	>6 Axle Multi	Not Classified	Total
12:00 AM	0	29	7	0	0	0	0	0	0	0	0	0	0	0	36
1:00 AM	0	17	2	0	0	0	0	1	1	0	0	0	0	0	21
2:00 AM	0	10	0	0	0	0	0	0	0	0	0	0	0	0	10
3:00 AM	0	4	0	0	0	0	0	0	0	0	0	0	0	0	4
4:00 AM	0	3	1	0	0	0	0	0	0	0	0	0	0	0	4
5:00 AM	0	17	1	0	0	0	0	0	1	0	0	0	0	0	19
6:00 AM	0	32	15	0	0	0	0	1	0	0	0	0	0	1	49
7:00 AM	1	90	26	0	3	1	0	4	0	0	0	0	0	1	126
8:00 AM	2	133	34	0	0	0	0	4	0	0	0	0	0	3	176
9:00 AM	9	187	48	0	9	0	0	0	0	0	0	0	0	5	258
10:00 AM	8	199	46	0	8	0	0	2	0	0	0	0	0	11	274
11:00 AM	9	215	48	0	9	0	0	2	0	0	0	0	0	2	285
12:00 PM	3	243	51	0	7	1	0	1	0	0	0	0	0	7	313
1:00 PM	4	215	57	0	5	0	0	3	0	0	0	0	0	6	290
2:00 PM	4	256	48	0	9	0	0	0	0	0	0	0	0	7	324
3:00 PM	11	244	40	2	7	0	0	3	0	0	0	0	0	5	312
4:00 PM	5	237	50	0	8	0	0	1	0	0	0	0	0	4	305
5:00 PM	2	184	45	0	5	0	0	0	0	0	0	0	0	1	237
6:00 PM	11	166	30	0	6	0	0	0	0	0	0	0	0	4	217
7:00 PM	2	151	18	0	6	0	0	2	0	0	0	0	0	4	183
8:00 PM	0	114	19	0	4	0	0	0	0	0	0	0	0	6	143
9:00 PM	3	101	20	0	5	0	0	0	0	0	0	0	0	0	129
10:00 PM	1	83	11	0	2	0	0	0	0	0	0	0	0	3	100
11:00 PM	0	41	6	0	1	0	0	0	0	0	0	0	0	0	48
Day Total	75	2971	623	2	94	2	0	24	2	0	0	0	0	70	3863
Percent	1.9%	76.9%	16.1%	0.1%	2.4%	0.1%	0.0%	0.6%	0.1%	0.0%	0.0%	0.0%	0.0%	1.8%	
ADT 3863															
AM Peak	9:00 AM	11:00 AM	9:00 AM		9:00 AM	7:00 AM		7:00 AM	1:00 AM					10:00 AM	11:00 AM
Volume	9	215	48		9	1		4	1					11	285
PM Peak	3:00 PM	2:00 PM	1:00 PM	3:00 PM	2:00 PM	12:00 PM		1:00 PM						12:00 PM	2:00 PM
Volume	11	256	57	2	9	1		3						7	324
<i>Comments:</i>															

LOCATION: 11. N Shingle Rd to Lotus Rd SPECIFIC LOCATION: 0 ft from CITY/STATE: El Dorado Hills, CA														QC JOB #: 12004743 DIRECTION: EB DATE: May 04 2014	
Start Time	Motor-cycles	Cars & Trailer	2 Axle Long	Buses	2 Axle 6 Tire	3 Axle Single	4 Axle Single	<5 Axle Double	5 Axle Double	>6 Axle Double	<6 Axle Multi	6 Axle Multi	>6 Axle Multi	Not Classified	Total
12:00 AM	0	33	6	0	0	0	0	0	0	0	0	0	0	0	39
1:00 AM	0	13	2	0	0	0	0	0	0	0	0	0	0	0	15
2:00 AM	0	12	1	0	0	0	0	0	0	0	0	0	0	0	13
3:00 AM	1	0	0	0	0	0	0	0	0	0	0	0	0	0	1
4:00 AM	0	2	0	0	0	0	0	1	0	0	0	0	0	0	3
5:00 AM	0	10	4	0	0	0	0	0	0	0	0	0	0	0	14
6:00 AM	0	23	8	0	1	0	0	0	0	0	0	0	0	0	32
7:00 AM	0	45	17	0	3	0	0	0	0	0	0	0	0	3	68
8:00 AM	6	110	18	0	3	0	0	1	0	0	0	0	0	2	140
9:00 AM	1	157	26	0	1	0	0	1	1	0	0	0	0	5	192
10:00 AM	10	126	43	1	4	0	0	2	0	0	0	0	0	5	191
11:00 AM	5	168	27	0	4	0	0	2	0	0	0	0	0	3	209
12:00 PM	6	197	37	0	6	0	0	2	0	0	0	0	0	6	254
1:00 PM	4	217	46	0	4	0	0	0	0	0	0	0	0	3	274
2:00 PM	8	198	36	0	8	0	0	1	0	0	0	0	0	5	256
3:00 PM	10	195	41	0	2	0	0	1	0	0	0	0	0	5	254
4:00 PM	9	162	39	0	5	0	0	1	0	0	0	0	0	5	221
5:00 PM	3	196	29	0	5	0	0	3	0	0	0	0	0	5	241
6:00 PM	0	159	23	0	7	0	0	2	0	0	0	0	0	2	193
7:00 PM	1	121	19	0	6	0	0	2	0	0	0	0	0	2	151
8:00 PM	1	106	23	0	2	0	0	0	0	0	0	0	0	2	134
9:00 PM	1	72	10	0	0	0	0	1	0	0	0	0	0	0	84
10:00 PM	0	50	8	0	0	1	0	0	0	0	0	0	0	0	59
11:00 PM	0	25	2	0	1	0	0	0	0	0	0	0	0	0	28
Day Total	66	2397	465	1	62	1	0	20	1	0	0	0	0	53	3066
Percent	2.2%	78.2%	15.2%	0.0%	2.0%	0.0%	0.0%	0.7%	0.0%	0.0%	0.0%	0.0%	0.0%	1.7%	
ADT 3066															
AM Peak	10:00 AM	11:00 AM	10:00 AM	10:00 AM	10:00 AM			10:00 AM	9:00 AM					9:00 AM	11:00 AM
Volume	10	168	43	1	4			2	1					5	209
PM Peak	3:00 PM	1:00 PM	1:00 PM		2:00 PM	10:00 PM		5:00 PM						12:00 PM	1:00 PM
Volume	10	217	46		8	1		3						6	274
<i>Comments:</i>															

LOCATION: 11. N Shingle Rd to Lotus Rd SPECIFIC LOCATION: 0 ft from CITY/STATE: El Dorado Hills, CA														QC JOB #: 12004743 DIRECTION: EB DATE: May 05 2014	
Start Time	Motor-cycles	Cars & Trailer	2 Axle Long	Buses	2 Axle 6 Tire	3 Axle Single	4 Axle Single	<5 Axle Double	5 Axle Double	>6 Axle Double	<6 Axle Multi	6 Axle Multi	>6 Axle Multi	Not Classified	Total
12:00 AM	1	19	5	0	0	0	0	0	0	0	0	0	0	0	25
1:00 AM	0	10	1	0	0	0	0	0	0	0	0	0	0	0	11
2:00 AM	0	6	1	0	0	0	0	0	0	0	0	0	0	0	7
3:00 AM	0	9	3	0	2	0	0	0	0	0	0	0	0	0	14
4:00 AM	0	5	2	0	0	0	0	0	0	0	0	0	0	1	8
5:00 AM	0	20	5	0	1	0	0	1	0	0	1	0	0	0	28
6:00 AM	0	68	17	0	3	0	0	6	0	0	0	0	0	0	94
7:00 AM	1	147	27	0	8	0	0	2	0	0	0	0	0	6	191
8:00 AM	1	162	26	0	5	0	0	2	1	0	0	0	0	6	203
9:00 AM	1	167	32	5	14	2	0	4	0	0	0	0	0	4	229
10:00 AM	1	136	39	1	7	1	0	3	0	0	0	0	0	6	194
11:00 AM	1	129	25	1	3	1	0	2	1	0	0	0	0	3	166
12:00 PM	5	146	38	0	9	1	0	3	0	0	0	0	0	2	204
1:00 PM	1	159	47	0	7	1	0	0	0	0	0	0	0	9	224
2:00 PM	1	214	48	0	11	0	0	1	1	0	0	0	0	8	284
3:00 PM	2	232	74	1	26	1	0	1	1	0	0	0	0	9	347
4:00 PM	4	312	83	0	25	0	0	3	0	0	0	0	0	6	433
5:00 PM	3	358	73	0	14	0	0	4	0	0	0	0	0	8	460
6:00 PM	1	251	60	0	14	0	0	1	0	0	0	0	0	2	329
7:00 PM	1	153	37	0	8	0	0	1	0	0	0	0	0	1	201
8:00 PM	0	144	31	0	5	0	0	1	0	0	0	0	0	0	181
9:00 PM	1	90	12	0	5	0	0	0	0	0	0	0	0	3	111
10:00 PM	0	60	6	0	2	0	0	0	0	0	0	0	0	0	68
11:00 PM	0	30	4	0	1	0	0	0	0	0	0	0	0	0	35
Day Total	25	3027	696	8	170	7	0	35	4	0	1	0	0	74	4047
Percent	0.6%	74.8%	17.2%	0.2%	4.2%	0.2%	0.0%	0.9%	0.1%	0.0%	0.0%	0.0%	0.0%	1.8%	
ADT 4047															
AM Peak	12:00 AM	9:00 AM	10:00 AM	9:00 AM	9:00 AM	9:00 AM		6:00 AM	8:00 AM		5:00 AM			7:00 AM	9:00 AM
Volume	1	167	39	5	14	2		6	1		1			6	229
PM Peak	12:00 PM	5:00 PM	4:00 PM	3:00 PM	3:00 PM	12:00 PM		5:00 PM	2:00 PM					1:00 PM	5:00 PM
Volume	5	358	83	1	26	1		4	1					9	460
<i>Comments:</i>															

LOCATION: 11. N Shingle Rd to Lotus Rd SPECIFIC LOCATION: 0 ft from CITY/STATE: El Dorado Hills, CA														QC JOB #: 12004743 DIRECTION: EB DATE: May 06 2014	
Start Time	Motor-cycles	Cars & Trailer	2 Axle Long	Buses	2 Axle 6 Tire	3 Axle Single	4 Axle Single	<5 Axle Double	5 Axle Double	>6 Axle Double	<6 Axle Multi	6 Axle Multi	>6 Axle Multi	Not Classified	Total
12:00 AM	0	15	6	0	0	0	0	0	0	0	0	0	0	0	21
1:00 AM	0	8	2	0	0	0	0	0	0	0	0	0	0	0	10
2:00 AM	0	5	4	0	0	0	0	0	0	0	0	0	0	0	9
3:00 AM	0	4	1	0	0	0	0	0	0	0	0	0	0	0	5
4:00 AM	0	6	6	0	0	0	0	0	0	0	0	0	0	1	13
5:00 AM	0	19	3	0	2	0	0	1	0	0	0	0	0	0	25
6:00 AM	2	40	14	0	2	2	0	2	0	0	0	0	0	2	64
7:00 AM	1	138	33	1	7	0	0	3	0	0	0	0	0	11	194
8:00 AM	0	162	39	3	11	0	0	2	0	0	0	0	0	1	218
9:00 AM	1	119	29	2	9	0	0	3	4	0	0	0	0	3	170
10:00 AM	1	127	36	2	11	0	0	2	1	0	0	0	0	0	180
11:00 AM	2	125	36	0	8	0	0	3	2	0	0	0	0	3	179
12:00 PM	0	148	41	0	18	1	0	3	1	0	0	0	0	3	215
1:00 PM	2	169	41	1	14	1	0	3	0	0	0	0	0	13	244
2:00 PM	1	215	45	2	16	0	0	4	0	0	0	0	0	6	289
3:00 PM	1	253	71	1	21	0	0	6	0	0	0	0	0	7	360
4:00 PM	0	293	82	1	23	0	0	4	1	0	0	0	0	7	411
5:00 PM	6	372	81	0	21	0	0	3	0	0	0	0	0	11	494
6:00 PM	0	268	47	0	13	0	0	4	1	0	0	0	0	5	338
7:00 PM	2	206	43	0	5	0	0	1	0	0	0	0	0	1	258
8:00 PM	2	144	37	0	11	0	0	3	0	0	0	0	0	3	200
9:00 PM	1	88	15	0	4	0	0	1	1	0	0	0	0	2	112
10:00 PM	0	64	8	0	0	0	0	0	0	0	0	0	0	1	73
11:00 PM	0	32	4	0	1	0	0	0	0	0	0	0	0	1	38
Day Total	22	3020	724	13	197	4	0	48	11	0	0	0	0	81	4120
Percent	0.5%	73.3%	17.6%	0.3%	4.8%	0.1%	0.0%	1.2%	0.3%	0.0%	0.0%	0.0%	0.0%	2.0%	
ADT 4120															
AM Peak	6:00 AM	8:00 AM	8:00 AM	8:00 AM	8:00 AM	6:00 AM		7:00 AM	9:00 AM					7:00 AM	8:00 AM
Volume	2	162	39	3	11	2		3	4					11	218
PM Peak	5:00 PM	5:00 PM	4:00 PM	2:00 PM	4:00 PM	12:00 PM		3:00 PM	12:00 PM					1:00 PM	5:00 PM
Volume	6	372	82	2	23	1		6	1					13	494
<i>Comments:</i>															

LOCATION: 11. N Shingle Rd to Lotus Rd SPECIFIC LOCATION: 0 ft from CITY/STATE: El Dorado Hills, CA														QC JOB #: 12004743 DIRECTION: EB DATE: May 07 2014	
Start Time	Motor-cycles	Cars & Trailer	2 Axle Long	Buses	2 Axle 6 Tire	3 Axle Single	4 Axle Single	<5 Axle Double	5 Axle Double	>6 Axle Double	<6 Axle Multi	6 Axle Multi	>6 Axle Multi	Not Classified	Total
12:00 AM	0	12	4	0	1	0	0	0	1	0	0	0	0	0	18
1:00 AM	0	9	4	0	0	0	0	0	0	0	0	0	0	0	13
2:00 AM	0	5	1	0	0	0	0	0	0	0	0	0	0	0	6
3:00 AM	0	4	0	0	0	0	0	0	0	0	0	0	0	0	4
4:00 AM	0	6	1	0	1	0	0	0	0	0	0	0	0	0	8
5:00 AM	0	17	8	0	2	0	0	4	0	0	0	0	0	0	31
6:00 AM	0	46	17	1	3	0	0	4	0	0	0	0	0	3	74
7:00 AM	1	132	38	2	8	0	0	1	0	0	0	0	0	6	188
8:00 AM	0	164	38	0	6	0	0	2	2	0	0	0	0	5	217
9:00 AM	2	133	40	2	11	0	0	2	1	0	0	0	0	1	192
10:00 AM	2	119	24	7	8	0	0	3	0	0	1	0	0	3	167
11:00 AM	2	149	38	1	9	1	0	1	0	0	0	0	0	7	208
12:00 PM	3	140	40	2	8	0	0	1	0	0	0	0	0	3	197
1:00 PM	4	205	50	0	14	0	0	5	0	0	0	0	0	3	281
2:00 PM	4	233	51	5	18	1	0	1	1	0	0	0	0	7	321
3:00 PM	5	266	76	2	32	1	0	8	0	0	0	0	0	5	395
4:00 PM	3	320	83	0	19	0	0	5	0	0	0	0	0	5	435
5:00 PM	4	403	73	0	18	0	0	3	0	0	0	0	0	9	510
6:00 PM	0	297	59	0	11	0	0	2	0	0	0	0	0	3	372
7:00 PM	14	182	38	1	10	0	0	0	0	0	0	0	0	0	245
8:00 PM	0	150	21	0	4	0	0	0	0	0	0	0	0	3	178
9:00 PM	0	78	20	0	5	0	0	1	0	0	0	0	0	0	104
10:00 PM	0	79	7	0	2	0	0	0	0	0	0	0	0	0	88
11:00 PM	0	36	5	0	2	0	0	0	0	0	0	0	0	0	43
Day Total	44	3185	736	23	192	3	0	43	5	0	1	0	0	63	4295
Percent	1.0%	74.2%	17.1%	0.5%	4.5%	0.1%	0.0%	1.0%	0.1%	0.0%	0.0%	0.0%	0.0%	1.5%	
ADT 4295															
AM Peak	9:00 AM	8:00 AM	9:00 AM	10:00 AM	9:00 AM	11:00 AM		5:00 AM	8:00 AM		10:00 AM			11:00 AM	8:00 AM
Volume	2	164	40	7	11	1		4	2		1			7	217
PM Peak	7:00 PM	5:00 PM	4:00 PM	2:00 PM	3:00 PM	2:00 PM		3:00 PM	2:00 PM					5:00 PM	5:00 PM
Volume	14	403	83	5	32	1		8	1					9	510
<i>Comments:</i>															

LOCATION: 11. N Shingle Rd to Lotus Rd SPECIFIC LOCATION: 0 ft from CITY/STATE: El Dorado Hills, CA														QC JOB #: 12004743 DIRECTION: EB DATE: May 08 2014	
Start Time	Motor-cycles	Cars & Trailer	2 Axle Long	Buses	2 Axle 6 Tire	3 Axle Single	4 Axle Single	<5 Axle Double	5 Axle Double	>6 Axle Double	<6 Axle Multi	6 Axle Multi	>6 Axle Multi	Not Classified	Total
12:00 AM	0	22	6	0	1	0	0	1	0	0	0	0	0	1	31
1:00 AM	0	10	3	0	0	0	0	0	0	0	0	0	0	0	13
2:00 AM	0	5	1	0	0	0	0	0	0	0	0	0	0	0	6
3:00 AM	0	5	0	0	1	0	0	0	0	0	0	0	0	0	6
4:00 AM	0	7	3	0	0	0	0	0	0	0	0	0	0	0	10
5:00 AM	0	25	3	0	3	0	0	3	1	0	0	0	0	1	36
6:00 AM	0	49	24	0	5	0	0	2	0	0	0	0	0	1	81
7:00 AM	0	132	39	0	4	0	0	2	4	0	0	0	0	6	187
8:00 AM	0	142	38	0	8	2	0	1	1	0	0	0	0	4	196
9:00 AM	0	140	55	3	5	3	0	4	5	0	0	0	0	3	218
10:00 AM	1	127	40	4	3	0	0	6	2	0	0	0	0	5	188
11:00 AM	2	155	37	3	8	0	0	8	1	0	0	0	0	3	217
12:00 PM	3	169	43	2	12	0	0	6	1	0	0	0	0	2	238
1:00 PM	1	176	48	0	5	0	0	0	1	0	0	0	0	3	234
2:00 PM	1	228	43	4	12	0	0	4	3	0	0	0	0	4	299
3:00 PM	2	221	66	2	21	0	0	4	0	0	0	0	0	6	322
4:00 PM	2	290	90	0	26	0	0	3	0	0	0	0	0	11	422
5:00 PM	1	368	85	0	19	0	0	3	1	0	0	0	0	5	482
6:00 PM	3	283	65	1	12	0	0	5	0	0	0	0	0	6	375
7:00 PM	2	190	54	0	6	0	0	1	0	0	0	0	0	0	253
8:00 PM	1	123	23	0	7	0	0	0	0	0	0	0	0	0	154
9:00 PM	0	118	16	0	6	0	0	1	0	0	0	0	0	3	144
10:00 PM	0	53	9	0	3	0	0	0	0	0	0	0	0	0	65
11:00 PM	0	33	8	0	4	0	0	0	0	0	0	0	0	0	45
Day Total	19	3071	799	19	171	5	0	54	20	0	0	0	0	64	4222
Percent	0.5%	72.7%	18.9%	0.5%	4.1%	0.1%	0.0%	1.3%	0.5%	0.0%	0.0%	0.0%	0.0%	1.5%	
ADT 4222															
AM Peak	11:00 AM	11:00 AM	9:00 AM	10:00 AM	8:00 AM	9:00 AM		11:00 AM	9:00 AM					7:00 AM	9:00 AM
Volume	2	155	55	4	8	3		8	5					6	218
PM Peak	12:00 PM	5:00 PM	4:00 PM	2:00 PM	4:00 PM			12:00 PM	2:00 PM					4:00 PM	5:00 PM
Volume	3	368	90	4	26			6	3					11	482
<i>Comments:</i>															

LOCATION: 11. N Shingle Rd to Lotus Rd SPECIFIC LOCATION: 0 ft from CITY/STATE: El Dorado Hills, CA														QC JOB #: 12004743 DIRECTION: EB DATE: May 09 2014	
Start Time	Motor-cycles	Cars & Trailer	2 Axle Long	Buses	2 Axle 6 Tire	3 Axle Single	4 Axle Single	<5 Axle Double	5 Axle Double	>6 Axle Double	<6 Axle Multi	6 Axle Multi	>6 Axle Multi	Not Classified	Total
12:00 AM	0	22	5	0	0	0	0	0	0	0	0	0	0	0	27
1:00 AM	0	6	2	0	0	0	0	0	0	0	0	0	0	0	8
2:00 AM	0	9	1	0	1	0	0	0	0	0	0	0	0	0	11
3:00 AM	0	3	3	0	0	0	0	1	0	0	0	0	0	0	7
4:00 AM	0	6	2	0	1	0	0	0	0	0	0	0	0	0	9
5:00 AM	0	26	4	0	1	0	0	2	0	0	0	0	0	0	33
6:00 AM	1	43	16	0	6	0	0	5	2	0	0	0	0	2	75
7:00 AM	0	115	47	0	11	0	0	3	2	0	0	0	0	5	183
8:00 AM	0	134	36	2	9	0	0	4	0	0	0	0	0	5	190
9:00 AM	0	131	31	2	11	1	0	4	0	0	0	0	0	4	184
10:00 AM	0	123	44	3	5	0	0	3	1	0	0	0	0	3	182
11:00 AM	0	144	38	4	9	1	0	1	0	0	0	0	0	1	198
12:00 PM	3	160	49	1	16	1	0	7	2	0	1	0	0	8	248
1:00 PM	3	207	58	4	17	0	0	9	0	0	0	0	0	7	305
2:00 PM	1	216	52	0	17	0	0	4	1	0	0	0	0	11	302
3:00 PM	3	305	97	3	22	0	0	3	0	0	0	0	0	8	441
4:00 PM	2	291	84	0	28	0	0	4	0	0	0	0	0	8	417
5:00 PM	2	343	91	0	15	0	0	1	0	0	0	0	0	7	459
6:00 PM	2	272	62	1	19	0	0	2	0	0	0	0	0	3	361
7:00 PM	2	209	32	0	14	0	0	3	0	0	0	0	0	2	262
8:00 PM	3	152	37	0	9	0	0	0	0	0	0	0	0	1	202
9:00 PM	2	115	21	0	4	0	0	0	0	0	0	0	0	1	143
10:00 PM	0	104	18	0	2	0	0	2	0	0	0	0	0	0	126
11:00 PM	2	62	6	0	1	0	0	0	0	0	0	0	0	1	72
Day Total	26	3198	836	20	218	3	0	58	8	0	1	0	0	77	4445
Percent	0.6%	71.9%	18.8%	0.4%	4.9%	0.1%	0.0%	1.3%	0.2%	0.0%	0.0%	0.0%	0.0%	1.7%	
ADT 4445															
AM Peak	6:00 AM	11:00 AM	7:00 AM	11:00 AM	7:00 AM	9:00 AM		6:00 AM	6:00 AM					7:00 AM	11:00 AM
Volume	1	144	47	4	11	1		5	2					5	198
PM Peak	12:00 PM	5:00 PM	3:00 PM	1:00 PM	4:00 PM	12:00 PM		1:00 PM	12:00 PM		12:00 PM			2:00 PM	5:00 PM
Volume	3	343	97	4	28	1		9	2		1			11	459
<i>Comments:</i>															

LOCATION: 11. N Shingle Rd to Lotus Rd											QC JOB #: 12004743				
SPECIFIC LOCATION: 0 ft from											DIRECTION: EB				
CITY/STATE: El Dorado Hills, CA											DATE: May 03 2014 - May 09 2014				
Start Time	Motor-cycles	Cars & Trailer	2 Axle Long	Buses	2 Axle 6 Tire	3 Axle Single	4 Axle Single	<5 Axle Double	5 Axle Double	>6 Axle Double	<6 Axle Multi	6 Axle Multi	>6 Axle Multi	Not Classified	Total
Grand Total	277	20869	4879	86	1104	25	0	282	51	0	3	0	0	482	28058
Percent	1.0%	74.4%	17.4%	0.3%	3.9%	0.1%	0.0%	1.0%	0.2%	0.0%	0.0%	0.0%	0.0%	1.7%	
ADT 4008															
<i>Comments:</i>															

Report generated on 5/30/2014 3:58 PM

SOURCE: Quality Counts, LLC (<http://www.qualitycounts.net>)



LOCATION: 11. N Shingle Rd to Lotus Rd SPECIFIC LOCATION: 0 ft from CITY/STATE: El Dorado Hills, CA															QC JOB #: 12004743 DIRECTION: WB DATE: May 03 2014		
Start Time	15	20	25	30	35	40	45	50	55	60	65	70	75	999	Total	Pace Speed	Number in Pace
12:00 AM	1	0	0	0	0	0	1	0	1	0	0	0	0	0	3	36-45	1
12:15 AM	0	0	0	0	0	0	0	0	3	0	0	0	0	0	3	46-55	3
12:30 AM	0	0	0	0	0	0	2	2	1	0	0	0	0	0	5	41-50	4
12:45 AM	0	0	0	0	0	0	0	3	1	1	0	0	0	0	5	46-55	4
1:00 AM	0	0	0	0	0	0	0	0	0	0	0	0	0	0	0	1-10	0
1:15 AM	0	0	0	0	0	0	0	1	0	0	0	0	0	0	1	41-50	1
1:30 AM	0	0	0	0	0	0	0	0	3	0	0	0	0	0	3	46-55	3
1:45 AM	0	0	0	0	0	0	1	1	0	1	0	0	0	0	3	41-50	2
2:00 AM	0	0	0	0	0	1	0	0	0	1	0	0	0	0	2	31-40	1
2:15 AM	0	0	0	0	0	0	0	0	1	1	0	0	0	0	2	51-60	2
2:30 AM	0	0	0	0	0	2	0	1	0	0	0	0	0	0	3	31-40	2
2:45 AM	0	0	0	0	0	0	0	0	1	0	0	0	0	0	1	46-55	1
3:00 AM	1	0	0	0	0	0	1	1	0	0	0	0	0	0	3	41-50	2
3:15 AM	0	0	0	0	0	0	0	1	0	1	0	0	0	0	2	41-50	1
3:30 AM	0	0	0	0	0	0	0	0	1	0	0	0	0	0	1	46-55	1
3:45 AM	0	0	0	0	1	0	1	0	0	0	0	0	0	0	2	26-35	1
4:00 AM	0	0	0	0	0	0	2	1	0	0	0	0	0	0	3	41-50	3
4:15 AM	0	0	1	0	0	0	1	2	2	1	1	0	0	0	8	46-55	4
4:30 AM	1	0	0	0	0	2	2	3	0	0	0	0	0	0	8	43-52	4
4:45 AM	0	0	0	0	0	0	0	2	1	0	0	0	0	0	3	46-55	3
5:00 AM	2	0	0	0	0	0	0	0	1	1	0	0	0	0	4	51-60	2
5:15 AM	0	0	0	0	0	0	0	2	0	2	0	0	0	0	4	41-50	2
5:30 AM	0	0	1	0	1	0	1	3	3	0	0	1	0	0	10	47-56	5
5:45 AM	2	0	0	1	0	0	3	3	8	3	0	0	0	0	20	51-60	11
Day Total																	
Percent																	
AM Peak																	
Volume																	
PM Peak																	
Volume																	
Comments:																	

LOCATION: 11. N Shingle Rd to Lotus Rd SPECIFIC LOCATION: 0 ft from CITY/STATE: El Dorado Hills, CA															QC JOB #: 12004743 DIRECTION: WB DATE: May 03 2014		
Start Time	15	20	25	30	35	40	45	50	55	60	65	70	75	999	Total	Pace Speed	Number in Pace
6:00 AM	1	0	0	0	0	1	2	3	3	3	0	0	0	0	13	52-61	5
6:15 AM	0	0	0	1	1	0	1	11	7	1	0	0	0	0	22	46-55	17
6:30 AM	3	0	0	0	2	1	2	3	4	2	1	0	0	0	18	46-55	7
6:45 AM	2	0	0	0	1	0	3	8	9	2	0	0	0	0	25	46-55	17
7:00 AM	1	0	0	0	2	1	7	16	6	5	0	0	0	0	38	41-50	23
7:15 AM	1	0	0	0	2	2	4	18	8	5	0	0	0	0	40	46-55	26
7:30 AM	2	0	0	0	0	1	7	9	17	9	0	0	0	0	45	51-60	25
7:45 AM	0	0	1	0	0	0	5	8	8	1	0	0	0	0	23	46-55	16
8:00 AM	2	0	0	0	1	1	3	15	23	4	0	0	0	0	49	46-55	38
8:15 AM	2	0	0	1	2	2	11	18	13	5	0	0	0	0	54	46-55	31
8:30 AM	2	0	0	0	1	4	9	25	18	4	0	0	0	0	63	46-55	42
8:45 AM	9	0	0	0	0	2	17	34	18	2	0	0	0	0	82	46-55	51
9:00 AM	2	0	0	1	3	5	16	16	20	3	0	0	0	0	66	46-55	36
9:15 AM	5	0	0	1	6	7	12	27	11	3	0	0	0	0	72	41-50	39
9:30 AM	3	0	0	0	1	1	19	22	19	4	0	0	0	0	69	41-50	41
9:45 AM	5	0	0	1	0	10	17	27	7	0	0	0	0	0	67	41-50	44
10:00 AM	2	0	0	1	2	9	18	17	5	1	0	0	0	0	55	41-50	35
10:15 AM	2	0	0	1	7	4	20	23	10	5	0	0	0	0	72	41-50	42
10:30 AM	2	0	0	2	0	3	22	25	4	4	0	0	0	0	62	41-50	47
10:45 AM	8	0	0	1	1	7	18	37	14	2	0	0	0	0	88	41-50	55
11:00 AM	1	0	0	1	1	6	16	27	5	0	0	0	0	0	57	41-50	43
11:15 AM	6	0	0	1	5	3	14	21	8	0	0	0	0	0	58	41-50	35
11:30 AM	2	2	1	0	6	4	13	27	5	2	0	0	0	0	62	41-50	40
11:45 AM	2	0	0	0	6	6	8	20	11	2	0	0	0	0	55	46-55	31
Day Total																	
Percent																	
AM Peak Volume																	
PM Peak Volume																	
Comments:																	

LOCATION: 11. N Shingle Rd to Lotus Rd SPECIFIC LOCATION: 0 ft from CITY/STATE: El Dorado Hills, CA															QC JOB #: 12004743 DIRECTION: WB DATE: May 03 2014		
Start Time	15	20	25	30	35	40	45	50	55	60	65	70	75	999	Total	Pace Speed	Number in Pace
12:00 PM	3	0	0	0	1	8	18	21	7	0	0	0	0	0	58	41-50	39
12:15 PM	4	0	1	3	3	8	17	22	4	0	0	0	0	0	62	41-50	39
12:30 PM	4	0	0	3	5	1	21	25	5	2	0	0	0	0	66	41-50	46
12:45 PM	6	0	0	1	3	4	18	26	7	0	0	0	0	0	65	41-50	44
1:00 PM	6	0	0	1	0	2	22	24	12	2	0	0	0	0	69	41-50	45
1:15 PM	3	0	0	1	2	5	18	34	14	0	0	0	0	0	77	42-51	51
1:30 PM	6	0	0	1	1	12	27	23	9	3	0	0	0	0	82	41-50	49
1:45 PM	5	0	0	2	1	2	15	32	11	0	0	0	0	0	68	41-50	47
2:00 PM	4	0	0	1	3	4	9	29	9	1	0	0	0	0	60	41-50	38
2:15 PM	4	0	0	2	1	5	30	34	9	0	0	0	0	0	85	41-50	63
2:30 PM	5	2	1	4	4	3	17	23	11	3	0	0	0	0	73	41-50	40
2:45 PM	3	0	2	1	2	16	18	14	6	3	0	0	0	0	65	36-45	34
3:00 PM	7	0	0	0	0	5	25	16	12	1	0	0	0	0	66	41-50	41
3:15 PM	0	0	0	1	4	15	12	28	11	1	0	0	0	0	72	41-50	40
3:30 PM	5	1	0	1	1	1	13	28	9	2	0	0	0	0	61	41-50	41
3:45 PM	8	0	1	1	2	7	19	22	7	0	0	0	0	0	67	41-50	41
4:00 PM	5	0	0	1	1	9	11	24	15	2	1	0	0	0	69	46-55	39
4:15 PM	3	0	1	3	2	6	19	30	7	2	0	0	0	0	73	41-50	49
4:30 PM	3	0	1	0	1	5	12	25	10	0	0	0	0	0	57	41-50	37
4:45 PM	4	0	0	1	2	6	11	16	12	2	0	0	0	0	54	46-55	27
5:00 PM	3	0	0	0	1	3	22	33	7	4	0	0	0	0	73	41-50	54
5:15 PM	7	0	0	2	1	3	20	23	7	1	1	0	0	0	65	41-50	42
5:30 PM	4	0	0	5	2	5	26	29	13	0	0	0	0	0	84	41-50	54
5:45 PM	3	0	1	1	0	5	11	37	9	1	0	0	0	0	68	41-50	48
Day Total																	
Percent																	
AM Peak Volume																	
PM Peak Volume																	
Comments:																	

LOCATION: 11. N Shingle Rd to Lotus Rd SPECIFIC LOCATION: 0 ft from CITY/STATE: El Dorado Hills, CA															QC JOB #: 12004743 DIRECTION: WB DATE: May 03 2014		
Start Time	1 15	16 20	21 25	26 30	31 35	36 40	41 45	46 50	51 55	56 60	61 65	66 70	71 75	76 999	Total	Pace Speed	Number in Pace
6:00 PM	6	0	1	0	1	3	13	24	17	1	0	0	0	0	66	46-55	41
6:15 PM	3	0	0	0	0	5	13	22	10	5	1	0	0	0	59	41-50	35
6:30 PM	5	0	0	1	0	1	27	10	7	0	0	0	0	0	51	41-50	37
6:45 PM	2	0	0	0	0	2	20	19	4	0	0	0	0	0	47	41-50	38
7:00 PM	4	0	0	1	0	1	10	19	11	1	0	0	0	0	47	46-55	30
7:15 PM	1	0	0	0	0	3	12	20	3	3	0	0	0	0	42	41-50	32
7:30 PM	2	0	0	0	1	1	6	14	12	1	1	0	0	0	38	46-55	25
7:45 PM	1	2	0	0	1	4	13	19	9	1	0	0	0	0	50	42-51	31
8:00 PM	6	0	0	0	1	4	5	15	8	1	0	0	0	0	40	46-55	23
8:15 PM	2	0	0	1	1	1	12	13	3	0	0	0	0	0	33	41-50	25
8:30 PM	4	0	0	1	3	4	3	7	3	0	0	0	0	0	25	46-55	10
8:45 PM	2	0	0	1	2	3	5	8	2	1	0	0	0	0	24	41-50	13
9:00 PM	3	0	0	1	0	2	6	10	4	2	0	0	0	0	28	41-50	16
9:15 PM	1	0	0	0	0	1	9	7	4	0	0	0	0	0	22	41-50	15
9:30 PM	0	0	0	0	1	2	8	4	2	1	0	0	0	0	18	41-50	12
9:45 PM	1	0	0	1	1	0	4	1	3	0	0	0	0	0	11	45-54	4
10:00 PM	0	0	0	0	0	0	8	7	6	0	1	0	0	0	22	43-52	14
10:15 PM	2	0	0	0	1	1	7	8	4	0	0	0	0	0	23	41-50	15
10:30 PM	0	0	0	1	0	2	3	13	4	1	1	0	0	0	25	46-55	17
10:45 PM	0	0	0	0	0	1	3	5	2	1	0	0	0	0	12	41-50	8
11:00 PM	0	0	0	0	0	0	4	3	1	1	0	0	0	0	9	42-51	6
11:15 PM	1	0	0	0	1	2	3	11	0	1	0	0	0	0	19	42-51	13
11:30 PM	0	0	0	0	0	0	1	2	2	0	0	0	0	0	5	46-55	4
11:45 PM	0	0	0	0	0	0	1	3	0	0	0	0	0	0	4	41-50	4
Day Total	223	7	13	57	109	268	906	1365	624	132	8	1	0	0	3713	41-50	2271
Percent	6.0%	0.2%	0.4%	1.5%	2.9%	7.2%	24.4%	36.8%	16.8%	3.6%	0.2%	0.0%	0.0%	0.0%			
ADT 3713																	
AM Peak Volume	8:45 AM	11:30 AM	4:15 AM	10:30 AM	10:15 AM	9:45 AM	10:30 AM	10:45 AM	8:00 AM	7:30 AM	4:15 AM	5:30 AM	10:45 AM				
	9	2	1	2	7	10	22	37	23	9	1	1	88				
PM Peak Volume	3:45 PM	2:30 PM	2:45 PM	5:30 PM	12:30 PM	2:45 PM	2:15 PM	5:45 PM	6:00 PM	6:15 PM	4:00 PM	2:15 PM					
	8	2	2	5	5	16	30	37	17	5	1	85					
<i>Comments:</i>																	

LOCATION: 11. N Shingle Rd to Lotus Rd SPECIFIC LOCATION: 0 ft from CITY/STATE: El Dorado Hills, CA															QC JOB #: 12004743 DIRECTION: WB DATE: May 04 2014		
Start Time	15	20	25	30	35	40	45	50	55	60	65	70	75	999	Total	Pace Speed	Number in Pace
12:00 AM	0	0	0	0	0	0	1	1	1	0	0	0	0	0	3	46-55	2
12:15 AM	0	0	0	0	0	0	0	2	0	0	0	0	0	0	2	41-50	2
12:30 AM	0	0	0	0	1	1	1	0	1	0	0	0	0	0	4	36-45	2
12:45 AM	0	0	0	0	0	0	2	4	2	0	0	0	0	0	8	46-55	6
1:00 AM	0	0	0	0	0	0	1	0	0	0	0	0	0	0	1	36-45	1
1:15 AM	0	0	0	0	0	1	0	0	1	1	0	0	0	0	3	51-60	2
1:30 AM	1	0	0	0	0	0	0	1	1	0	0	0	0	0	3	46-55	2
1:45 AM	0	0	0	0	0	0	0	0	1	0	0	0	0	0	1	46-55	1
2:00 AM	0	0	0	0	0	0	0	1	0	0	1	0	0	0	2	41-50	1
2:15 AM	1	0	0	0	0	0	0	0	0	0	0	0	0	0	1	15-24	0
2:30 AM	0	0	0	0	0	1	0	1	0	1	0	0	0	0	3	31-40	1
2:45 AM	0	0	0	0	0	0	0	1	0	0	0	0	0	0	1	41-50	1
3:00 AM	0	0	0	0	0	0	0	2	0	0	0	0	0	0	2	41-50	2
3:15 AM	0	0	0	0	0	0	0	1	1	0	0	0	0	0	2	46-55	2
3:30 AM	0	0	0	0	0	0	0	0	2	0	0	0	0	0	2	46-55	2
3:45 AM	0	0	0	0	1	0	0	1	1	0	0	0	0	0	3	46-55	2
4:00 AM	0	0	0	0	0	0	0	1	2	0	0	0	0	0	3	46-55	3
4:15 AM	0	0	0	0	0	0	1	0	0	1	1	0	0	0	3	56-65	2
4:30 AM	1	0	0	0	0	0	0	1	0	0	0	0	0	0	2	41-50	1
4:45 AM	0	0	0	0	0	0	0	0	3	0	0	0	0	0	3	46-55	3
5:00 AM	0	0	0	0	0	0	1	1	0	1	0	0	0	0	3	41-50	2
5:15 AM	0	0	0	1	0	0	1	0	4	1	1	0	1	0	9	52-61	4
5:30 AM	1	0	0	0	0	1	0	1	1	1	0	0	0	0	5	51-60	2
5:45 AM	0	0	0	1	0	0	2	2	3	2	0	0	0	0	10	51-60	5
Day Total																	
Percent																	
AM Peak Volume																	
PM Peak Volume																	
Comments:																	

LOCATION: 11. N Shingle Rd to Lotus Rd SPECIFIC LOCATION: 0 ft from CITY/STATE: El Dorado Hills, CA															QC JOB #: 12004743 DIRECTION: WB DATE: May 04 2014		
Start Time	15	20	25	30	35	40	45	50	55	60	65	70	75	999	Total	Pace Speed	Number in Pace
6:00 AM	0	0	0	0	0	0	3	2	2	0	0	0	0	0	7	41-50	5
6:15 AM	0	0	0	0	1	0	0	2	4	3	0	0	0	0	10	52-61	6
6:30 AM	1	0	1	0	0	1	2	5	5	0	0	0	0	0	15	46-55	10
6:45 AM	0	0	1	1	0	0	2	0	5	3	0	0	0	0	12	51-60	7
7:00 AM	1	0	0	0	1	0	5	5	9	3	0	0	0	0	24	46-55	14
7:15 AM	2	0	0	0	0	1	2	10	5	5	1	0	0	0	26	46-55	15
7:30 AM	0	0	0	1	1	0	9	7	8	3	0	0	0	0	29	46-55	15
7:45 AM	1	0	0	3	1	3	7	11	13	4	0	0	0	0	43	46-55	24
8:00 AM	0	0	0	0	0	1	3	8	14	3	2	0	0	0	31	46-55	21
8:15 AM	1	0	0	1	1	0	6	12	10	1	0	0	0	0	32	46-55	22
8:30 AM	0	0	0	0	4	1	13	13	6	3	1	0	0	0	41	41-50	26
8:45 AM	2	0	0	2	0	2	16	18	9	5	0	0	0	0	54	41-50	34
9:00 AM	1	0	0	1	4	2	9	24	15	0	0	0	0	0	56	46-55	39
9:15 AM	0	1	2	2	3	0	9	27	14	6	0	0	0	0	64	46-55	40
9:30 AM	2	0	1	1	0	3	15	29	7	4	1	0	0	0	63	41-50	43
9:45 AM	5	0	0	0	3	12	16	20	5	2	0	0	0	0	63	41-50	36
10:00 AM	2	1	1	0	4	10	20	19	8	1	0	0	0	0	66	41-50	38
10:15 AM	5	0	0	0	0	7	24	24	9	6	1	0	0	0	76	41-50	47
10:30 AM	5	3	0	2	1	3	12	19	7	1	0	0	0	0	53	41-50	30
10:45 AM	5	0	0	0	1	8	10	25	9	1	0	0	0	0	59	41-50	35
11:00 AM	4	1	0	4	7	9	16	36	9	0	0	0	0	0	86	41-50	52
11:15 AM	3	0	0	1	3	16	23	16	8	2	0	0	0	0	72	41-50	39
11:30 AM	1	1	0	1	0	5	14	25	7	0	0	0	0	0	54	41-50	39
11:45 AM	7	0	0	0	4	22	29	28	12	2	0	0	0	0	104	41-50	56
Day Total																	
Percent																	
AM Peak Volume																	
PM Peak Volume																	
Comments:																	

LOCATION: 11. N Shingle Rd to Lotus Rd SPECIFIC LOCATION: 0 ft from CITY/STATE: El Dorado Hills, CA															QC JOB #: 12004743 DIRECTION: WB DATE: May 04 2014		
Start Time	15	20	25	30	35	40	45	50	55	60	65	70	75	999	Total	Pace Speed	Number in Pace
12:00 PM	4	0	1	0	3	8	19	28	6	1	0	0	0	0	70	41-50	46
12:15 PM	3	0	0	1	1	5	28	20	8	2	0	0	0	0	68	41-50	48
12:30 PM	5	0	1	2	3	6	8	19	12	0	0	0	0	0	56	46-55	30
12:45 PM	4	0	0	1	2	3	14	21	10	2	0	0	0	0	57	41-50	35
1:00 PM	9	0	0	0	1	4	16	23	6	0	1	0	0	0	60	41-50	39
1:15 PM	1	0	0	0	5	3	16	19	8	1	0	0	0	0	53	41-50	34
1:30 PM	2	0	0	0	2	6	18	16	15	1	0	0	0	0	60	41-50	34
1:45 PM	1	0	0	1	1	5	11	25	6	3	0	0	0	0	53	41-50	36
2:00 PM	8	0	0	0	3	9	28	19	3	2	0	0	0	0	72	41-50	46
2:15 PM	4	0	0	1	2	6	21	16	10	2	0	0	0	0	62	41-50	37
2:30 PM	5	0	0	2	1	5	19	22	5	0	0	0	0	0	59	41-50	41
2:45 PM	3	0	0	0	1	6	26	27	6	1	1	0	0	0	71	41-50	53
3:00 PM	2	0	0	1	2	6	17	23	6	0	0	0	0	0	57	41-50	40
3:15 PM	7	0	1	0	2	12	25	17	6	0	0	0	0	0	70	41-50	42
3:30 PM	2	0	0	0	0	10	14	24	13	1	0	0	0	0	64	45-54	37
3:45 PM	4	0	0	3	7	11	18	23	12	1	0	0	0	0	79	41-50	41
4:00 PM	7	0	0	0	1	6	24	12	11	2	0	0	0	0	63	41-50	36
4:15 PM	3	0	0	0	3	8	20	28	10	0	0	0	0	0	72	41-50	47
4:30 PM	4	0	0	0	2	10	25	22	7	3	0	0	0	0	73	41-50	47
4:45 PM	7	0	0	0	2	8	13	27	6	3	0	0	0	0	66	41-50	40
5:00 PM	3	0	0	1	1	3	11	37	19	2	0	0	0	0	77	46-55	55
5:15 PM	4	0	1	1	1	6	16	19	16	2	0	0	0	0	66	46-55	35
5:30 PM	6	0	0	0	1	0	13	43	16	2	0	0	0	0	81	46-55	59
5:45 PM	1	0	0	0	0	1	14	23	10	1	0	0	0	0	50	41-50	37
Day Total																	
Percent																	
AM Peak Volume																	
PM Peak Volume																	
Comments:																	

LOCATION: 11. N Shingle Rd to Lotus Rd SPECIFIC LOCATION: 0 ft from CITY/STATE: El Dorado Hills, CA															QC JOB #: 12004743 DIRECTION: WB DATE: May 04 2014		
Start Time	15	20	25	30	35	40	45	50	55	60	65	70	75	999	Total	Pace Speed	Number in Pace
6:00 PM	1	0	0	0	0	2	19	22	5	2	0	0	0	0	51	41-50	41
6:15 PM	3	0	0	1	2	0	6	16	9	0	0	0	0	0	37	46-55	24
6:30 PM	3	0	1	1	0	4	8	15	9	2	0	0	0	0	43	46-55	23
6:45 PM	0	0	0	0	2	2	10	14	7	0	0	0	0	0	35	42-51	23
7:00 PM	2	0	0	2	4	1	9	15	14	2	1	0	0	0	50	46-55	28
7:15 PM	1	0	0	0	3	2	23	8	4	2	0	0	0	0	43	41-50	31
7:30 PM	1	0	0	1	2	3	10	14	4	2	0	0	0	0	37	41-50	23
7:45 PM	2	0	0	1	0	4	4	9	7	1	0	0	0	0	28	46-55	15
8:00 PM	0	0	0	3	1	4	6	10	7	1	0	0	0	0	32	46-55	16
8:15 PM	0	0	0	0	2	1	14	10	3	2	0	0	0	0	32	41-50	24
8:30 PM	2	0	0	1	1	0	11	7	6	0	0	0	0	0	28	41-50	17
8:45 PM	2	0	0	0	0	1	6	10	3	0	1	0	0	0	23	41-50	16
9:00 PM	0	0	0	0	0	1	3	5	5	0	0	0	0	0	14	46-55	10
9:15 PM	1	0	0	2	0	0	2	2	5	3	0	0	0	0	15	51-60	7
9:30 PM	0	0	0	0	1	2	6	4	1	0	0	0	0	0	14	41-50	10
9:45 PM	0	0	0	1	0	0	0	0	3	0	0	0	0	0	4	46-55	3
10:00 PM	0	0	0	0	1	1	2	2	1	0	0	0	0	0	7	41-50	4
10:15 PM	0	0	0	1	0	2	2	3	3	1	0	0	0	0	12	48-57	5
10:30 PM	1	0	0	0	1	2	0	2	1	0	0	0	0	0	7	46-55	3
10:45 PM	0	0	0	0	0	0	0	5	1	1	0	0	0	0	7	47-56	5
11:00 PM	0	0	0	0	0	0	1	1	1	0	0	0	0	0	3	46-55	2
11:15 PM	0	0	0	0	0	0	2	2	0	0	0	0	0	0	4	41-50	4
11:30 PM	0	0	0	0	0	0	1	1	1	0	0	0	0	0	3	46-55	2
11:45 PM	0	0	0	0	0	0	1	1	0	0	1	0	0	0	3	41-50	2
Day Total	170	7	11	50	108	289	855	1137	551	117	14	0	1	0	3310	41-50	1992
Percent	5.1%	0.2%	0.3%	1.5%	3.3%	8.7%	25.8%	34.4%	16.6%	3.5%	0.4%	0.0%	0.0%	0.0%			
ADT 3310																	
AM Peak Volume	11:45 AM	10:30 AM	9:15 AM	11:00 AM	11:00 AM	11:45 AM	11:45 AM	11:00 AM	9:00 AM	9:15 AM	8:00 AM	5:15 AM			11:45 AM		
	7	3	2	4	7	22	29	36	15	6	2	1			104		
PM Peak Volume	1:00 PM			12:00 PM	3:45 PM	3:45 PM	3:15 PM	12:15 PM	5:30 PM	5:00 PM	1:45 PM	1:00 PM		5:30 PM			
	9			1	3	7	12	28	43	19	3	1		81			
<i>Comments:</i>																	

LOCATION: 11. N Shingle Rd to Lotus Rd SPECIFIC LOCATION: 0 ft from CITY/STATE: El Dorado Hills, CA															QC JOB #: 12004743 DIRECTION: WB DATE: May 05 2014		
Start Time	15	20	25	30	35	40	45	50	55	60	65	70	75	999	Total	Pace Speed	Number in Pace
12:00 AM	0	0	0	0	0	0	1	0	0	1	1	0	0	0	3	56-65	2
12:15 AM	0	0	0	0	0	1	0	0	0	0	0	0	0	0	1	31-40	1
12:30 AM	0	0	0	0	0	1	0	1	0	0	0	0	0	0	2	31-40	1
12:45 AM	0	0	0	0	1	0	0	0	1	0	0	0	0	0	2	26-35	1
1:00 AM	0	0	0	0	0	0	1	0	0	0	0	0	0	0	1	36-45	1
1:15 AM	1	0	0	0	0	0	0	1	0	0	0	0	0	0	2	41-50	1
1:30 AM	0	0	0	0	0	1	0	1	0	0	0	0	0	0	2	31-40	1
1:45 AM	0	0	0	0	0	0	0	1	1	0	0	0	0	0	2	46-55	2
2:00 AM	1	0	0	0	0	0	0	0	1	0	0	0	0	0	2	46-55	1
2:15 AM	1	0	0	0	0	0	0	0	1	0	0	0	0	0	2	46-55	1
2:30 AM	0	0	0	1	0	0	0	1	0	1	0	0	0	0	3	21-30	1
2:45 AM	0	0	0	0	0	0	0	1	1	0	0	0	0	0	2	46-55	2
3:00 AM	1	0	0	0	0	0	0	1	0	0	1	0	0	0	3	41-50	1
3:15 AM	0	0	0	1	0	0	0	1	2	1	1	0	0	0	6	51-60	3
3:30 AM	0	0	0	0	1	0	0	3	2	0	1	0	0	0	7	46-55	5
3:45 AM	0	0	0	0	1	0	0	2	2	0	1	0	0	0	6	46-55	4
4:00 AM	1	0	0	0	0	0	0	2	7	1	0	0	0	0	11	46-55	9
4:15 AM	0	0	0	0	0	0	2	6	6	3	1	0	0	0	18	47-56	11
4:30 AM	3	0	0	0	0	0	0	2	6	6	1	0	0	0	18	51-60	11
4:45 AM	4	0	0	0	0	0	1	3	10	5	1	0	0	0	24	51-60	15
5:00 AM	1	0	0	0	0	0	0	6	8	5	0	0	0	0	20	46-55	14
5:15 AM	2	0	0	1	0	1	1	5	11	12	1	1	0	0	35	51-60	22
5:30 AM	3	0	0	0	1	0	1	15	22	3	0	0	0	0	45	46-55	37
5:45 AM	4	0	0	0	1	0	3	6	24	4	3	1	0	0	46	46-55	30
Day Total																	
Percent																	
AM Peak																	
Volume																	
PM Peak																	
Volume																	
Comments:																	

LOCATION: 11. N Shingle Rd to Lotus Rd SPECIFIC LOCATION: 0 ft from CITY/STATE: El Dorado Hills, CA															QC JOB #: 12004743 DIRECTION: WB DATE: May 05 2014		
Start Time	15	20	25	30	35	40	45	50	55	60	65	70	75	999	Total	Pace Speed	Number in Pace
6:00 AM	2	0	0	1	2	1	5	19	23	4	0	0	0	0	57	46-55	41
6:15 AM	1	0	0	1	0	1	7	21	32	10	0	0	0	0	73	46-55	53
6:30 AM	2	0	0	0	2	2	14	21	32	18	2	0	0	0	93	46-55	53
6:45 AM	4	0	1	2	3	7	11	40	28	5	1	0	0	0	102	46-55	67
7:00 AM	2	0	0	1	4	3	12	42	24	11	0	0	0	0	99	46-55	66
7:15 AM	1	1	0	1	1	5	12	32	37	5	0	0	0	0	95	46-55	69
7:30 AM	1	0	0	2	3	8	20	40	37	4	2	0	0	0	117	46-55	77
7:45 AM	6	0	0	4	6	10	33	45	28	7	0	0	0	0	139	41-50	78
8:00 AM	6	0	1	2	3	7	18	52	31	4	0	0	0	0	124	46-55	82
8:15 AM	3	0	1	1	6	7	19	40	21	4	0	0	0	0	102	46-55	61
8:30 AM	3	0	0	1	3	2	13	33	19	2	0	0	0	0	76	46-55	51
8:45 AM	5	0	0	2	4	3	17	34	12	4	0	0	0	0	81	41-50	50
9:00 AM	5	0	0	2	1	5	15	37	23	2	0	0	0	0	90	46-55	59
9:15 AM	1	0	1	2	4	11	13	15	12	0	0	0	0	0	59	41-50	28
9:30 AM	2	0	0	0	2	4	11	27	15	2	0	0	0	0	63	46-55	42
9:45 AM	4	0	0	1	3	3	10	26	9	2	1	0	0	0	59	41-50	36
10:00 AM	4	0	0	0	1	3	13	18	9	3	1	0	0	0	52	41-50	31
10:15 AM	2	0	0	0	0	3	23	20	11	1	0	0	0	0	60	41-50	43
10:30 AM	3	0	0	2	1	2	21	41	16	1	0	0	0	0	87	41-50	62
10:45 AM	1	0	0	1	0	2	10	24	9	3	0	0	0	0	50	41-50	34
11:00 AM	2	0	0	1	4	8	16	16	6	1	0	0	0	0	54	41-50	32
11:15 AM	0	0	0	0	1	10	17	16	7	0	1	0	0	0	52	41-50	33
11:30 AM	1	0	0	0	1	3	18	20	7	1	0	0	0	0	51	41-50	38
11:45 AM	1	0	0	1	0	6	14	23	11	0	0	0	0	0	56	41-50	37
Day Total																	
Percent																	
AM Peak Volume																	
PM Peak Volume																	
Comments:																	

LOCATION: 11. N Shingle Rd to Lotus Rd SPECIFIC LOCATION: 0 ft from CITY/STATE: El Dorado Hills, CA															QC JOB #: 12004743 DIRECTION: WB DATE: May 05 2014		
Start Time	15	16	21	26	31	36	41	46	51	56	61	66	71	76	Total	Pace Speed	Number in Pace
	15	20	25	30	35	40	45	50	55	60	65	70	75	999			
12:00 PM	1	0	0	3	1	6	13	15	7	0	0	0	0	0	46	41-50	28
12:15 PM	4	0	0	0	1	8	11	21	7	0	0	0	0	0	52	41-50	32
12:30 PM	6	1	0	1	4	6	19	26	10	0	0	0	0	0	73	41-50	45
12:45 PM	2	0	1	1	0	8	19	24	11	1	0	0	0	0	67	41-50	42
1:00 PM	0	0	0	0	4	2	19	20	8	3	0	0	0	0	56	41-50	39
1:15 PM	4	0	1	0	1	3	15	24	6	0	0	0	0	0	54	41-50	38
1:30 PM	0	0	0	1	1	3	9	15	8	1	0	0	0	0	38	41-50	24
1:45 PM	5	0	1	0	2	16	25	26	12	0	0	0	0	0	87	41-50	51
2:00 PM	2	0	0	0	1	13	20	18	5	1	0	0	0	0	60	41-50	38
2:15 PM	3	0	1	1	2	7	23	18	6	0	0	0	0	0	61	41-50	40
2:30 PM	6	0	0	1	0	7	18	18	17	0	0	0	0	0	67	41-50	36
2:45 PM	2	0	2	3	3	7	17	19	10	0	0	0	0	0	63	41-50	35
3:00 PM	5	0	1	1	4	3	8	23	10	5	0	0	0	0	60	46-55	33
3:15 PM	4	0	0	2	3	3	7	14	17	4	1	0	0	0	55	46-55	30
3:30 PM	2	0	0	0	1	2	8	18	11	7	2	0	0	0	51	46-55	29
3:45 PM	3	0	0	0	0	2	2	21	16	11	1	0	0	0	56	46-55	37
4:00 PM	2	0	0	0	4	2	4	10	25	11	3	0	0	0	61	51-60	36
4:15 PM	3	0	0	1	1	7	6	13	20	8	5	0	0	0	64	46-55	33
4:30 PM	2	0	0	1	1	4	13	18	17	8	1	0	0	0	65	46-55	35
4:45 PM	5	0	0	0	2	2	5	17	30	8	1	0	0	0	70	46-55	47
5:00 PM	0	1	0	0	1	4	7	16	15	12	1	0	0	0	57	46-55	31
5:15 PM	2	0	0	0	3	1	9	20	20	6	2	1	0	0	64	46-55	40
5:30 PM	5	0	0	0	2	1	1	9	17	19	2	1	0	0	57	51-60	35
5:45 PM	4	0	0	0	2	6	5	10	22	8	3	0	0	0	60	48-57	31
Day Total																	
Percent																	
AM Peak Volume																	
PM Peak Volume																	
Comments:																	

LOCATION: 11. N Shingle Rd to Lotus Rd SPECIFIC LOCATION: 0 ft from CITY/STATE: El Dorado Hills, CA															QC JOB #: 12004743 DIRECTION: WB DATE: May 05 2014		
Start Time	15	20	25	30	35	40	45	50	55	60	65	70	75	999	Total	Pace Speed	Number in Pace
6:00 PM	4	0	0	1	0	0	3	11	21	2	5	1	0	0	48	46-55	32
6:15 PM	2	0	1	0	0	1	2	5	14	6	1	0	0	0	32	51-60	20
6:30 PM	1	0	0	0	0	2	4	17	12	3	0	0	0	0	39	46-55	28
6:45 PM	2	0	0	1	0	2	2	4	6	7	1	0	0	0	25	51-60	12
7:00 PM	1	0	0	0	0	2	3	8	14	4	2	0	0	0	34	47-56	21
7:15 PM	0	0	0	0	0	0	4	9	5	5	1	0	1	0	25	46-55	14
7:30 PM	0	0	0	0	1	0	1	9	9	7	0	0	0	0	27	46-55	18
7:45 PM	2	0	1	0	2	1	5	10	8	2	2	0	0	0	33	46-55	18
8:00 PM	1	0	0	0	0	0	3	4	7	7	2	1	0	0	25	51-60	13
8:15 PM	1	0	0	0	0	2	4	5	7	5	1	0	0	0	25	48-57	12
8:30 PM	2	0	0	0	1	0	2	11	5	2	1	0	0	0	24	46-55	16
8:45 PM	0	0	0	0	0	0	1	8	12	1	2	0	0	0	24	46-55	19
9:00 PM	2	0	0	0	1	0	3	7	11	2	1	0	0	0	27	46-55	18
9:15 PM	0	0	0	0	0	2	1	3	4	0	1	0	0	0	11	46-55	7
9:30 PM	0	0	0	1	2	1	1	0	5	1	0	0	0	0	11	51-60	5
9:45 PM	0	0	0	0	0	0	1	3	2	1	0	0	0	0	7	46-55	5
10:00 PM	0	0	0	0	0	0	1	3	1	1	1	0	0	0	7	41-50	4
10:15 PM	2	0	0	0	1	0	0	0	1	1	0	0	0	0	5	51-60	2
10:30 PM	0	0	0	0	0	0	1	1	0	5	0	0	0	0	7	51-60	5
10:45 PM	0	0	0	0	0	0	0	0	2	0	1	0	0	0	3	46-55	2
11:00 PM	0	0	0	0	0	0	1	0	1	0	0	0	0	0	2	36-45	1
11:15 PM	0	0	0	0	0	2	0	3	3	1	0	0	0	0	9	48-57	5
11:30 PM	0	0	0	0	0	1	2	0	0	2	0	0	0	0	5	36-45	3
11:45 PM	0	0	0	0	1	0	0	0	0	3	0	0	0	0	4	51-60	3
Day Total	176	3	13	50	113	259	700	1314	1041	317	64	6	1	0	4057	46-55	2354
Percent	4.3%	0.1%	0.3%	1.2%	2.8%	6.4%	17.3%	32.4%	25.7%	7.8%	1.6%	0.1%	0.0%	0.0%			
ADT 4057																	
AM Peak	7:45 AM	7:15 AM	6:45 AM	7:45 AM	7:45 AM	9:15 AM	7:45 AM	8:00 AM	7:15 AM	6:30 AM	5:45 AM	5:15 AM			7:45 AM		
Volume	6	1	1	4	6	11	33	52	37	18	3	1			139		
PM Peak	12:30 PM	12:30 PM	2:45 PM	12:00 PM	12:30 PM	1:45 PM	1:45 PM	12:30 PM	4:45 PM	5:30 PM	4:15 PM	5:15 PM	7:15 PM		1:45 PM		
Volume	6	1	2	3	4	16	25	26	30	19	5	1	1		87		
<i>Comments:</i>																	

LOCATION: 11. N Shingle Rd to Lotus Rd SPECIFIC LOCATION: 0 ft from CITY/STATE: El Dorado Hills, CA															QC JOB #: 12004743 DIRECTION: WB DATE: May 06 2014		
Start Time	15	20	25	30	35	40	45	50	55	60	65	70	75	999	Total	Pace Speed	Number in Pace
12:00 AM	0	0	0	0	0	0	0	2	2	0	0	0	0	0	4	46-55	4
12:15 AM	0	0	0	0	1	0	0	0	1	0	0	0	0	0	2	26-35	1
12:30 AM	0	0	0	0	0	0	0	0	0	0	0	0	0	0	0	1-10	0
12:45 AM	0	0	0	0	0	0	0	0	0	0	0	0	0	0	0	1-10	0
1:00 AM	0	0	0	0	0	0	0	0	1	0	0	0	0	0	1	46-55	1
1:15 AM	0	0	0	0	0	0	0	0	1	0	0	0	0	0	1	46-55	1
1:30 AM	0	0	0	0	0	0	0	0	0	0	0	0	0	0	0	1-10	0
1:45 AM	0	0	0	0	0	0	0	0	1	1	0	0	0	0	2	51-60	2
2:00 AM	0	0	0	0	0	0	0	0	0	0	0	0	0	0	0	1-10	0
2:15 AM	0	0	0	0	0	0	0	0	0	1	0	0	0	0	1	51-60	1
2:30 AM	0	0	0	0	0	0	0	0	0	0	0	0	0	0	0	1-10	0
2:45 AM	0	0	0	0	0	0	0	0	2	1	1	0	0	0	4	51-60	3
3:00 AM	0	0	0	0	0	0	0	0	0	0	0	0	0	0	0	1-10	0
3:15 AM	1	0	0	1	0	1	0	1	0	1	0	0	0	0	5	21-30	1
3:30 AM	0	0	0	0	0	0	0	1	1	1	0	1	0	0	4	51-60	2
3:45 AM	3	0	0	0	1	0	0	0	0	0	0	1	0	0	5	6-15	2
4:00 AM	2	0	0	0	0	0	0	1	1	4	2	0	0	0	10	56-65	6
4:15 AM	0	0	0	0	1	0	0	3	3	2	0	1	0	0	10	51-60	5
4:30 AM	0	0	0	0	0	0	0	5	5	4	3	0	0	0	17	46-55	10
4:45 AM	2	0	0	0	1	1	1	2	5	0	3	1	0	0	16	46-55	7
5:00 AM	1	0	0	1	2	0	2	2	10	10	4	0	0	0	32	51-60	20
5:15 AM	3	0	0	0	1	0	0	2	9	23	11	0	1	0	50	56-65	34
5:30 AM	3	0	0	0	2	1	0	5	16	11	4	0	0	0	42	51-60	27
5:45 AM	3	0	0	0	1	0	0	1	9	26	9	0	0	0	49	51-60	35
Day Total																	
Percent																	
AM Peak Volume																	
PM Peak Volume																	
Comments:																	

LOCATION: 11. N Shingle Rd to Lotus Rd SPECIFIC LOCATION: 0 ft from CITY/STATE: El Dorado Hills, CA															QC JOB #: 12004743 DIRECTION: WB DATE: May 06 2014		
Start Time	15	20	25	30	35	40	45	50	55	60	65	70	75	999	Total	Pace Speed	Number in Pace
6:00 AM	4	0	0	1	0	4	2	6	22	15	6	1	0	0	61	51-60	37
6:15 AM	3	0	0	1	1	1	2	8	24	25	11	0	0	0	76	51-60	49
6:30 AM	4	0	0	1	4	0	0	11	40	25	8	1	0	0	94	51-60	65
6:45 AM	3	0	0	3	4	5	5	13	35	36	4	1	0	0	109	51-60	71
7:00 AM	4	0	0	1	3	0	8	14	43	29	9	0	0	0	111	51-60	72
7:15 AM	2	0	0	0	2	1	2	22	56	21	3	1	0	0	110	46-55	78
7:30 AM	10	3	5	6	3	6	6	17	33	11	3	0	0	0	103	46-55	49
7:45 AM	0	0	0	0	4	3	4	17	42	48	3	2	0	0	123	51-60	89
8:00 AM	5	0	0	1	0	2	3	30	37	35	10	0	0	0	123	51-60	72
8:15 AM	5	0	0	1	2	3	5	13	40	23	5	0	0	0	97	51-60	62
8:30 AM	3	0	0	1	1	1	5	30	29	16	3	1	0	0	90	46-55	58
8:45 AM	2	0	0	0	7	2	5	26	27	21	1	2	0	0	93	46-55	53
9:00 AM	1	0	0	2	1	2	4	16	24	14	3	1	0	0	68	48-57	39
9:15 AM	3	0	0	0	0	1	7	15	18	17	2	0	0	0	63	51-60	35
9:30 AM	5	0	0	0	3	0	12	17	24	6	0	0	0	0	67	46-55	40
9:45 AM	0	0	0	1	2	2	6	18	23	10	0	0	0	0	62	46-55	41
10:00 AM	2	0	0	0	1	5	5	24	20	8	2	0	0	0	67	46-55	44
10:15 AM	1	0	0	1	2	2	3	14	18	7	0	0	0	0	48	46-55	32
10:30 AM	6	0	0	0	1	3	6	22	23	5	1	0	0	0	67	46-55	44
10:45 AM	0	0	0	0	4	3	6	15	30	6	1	0	0	0	65	46-55	45
11:00 AM	2	0	0	1	3	3	9	20	18	5	1	0	0	0	62	46-55	38
11:15 AM	3	0	1	0	1	6	11	16	16	6	0	0	0	0	60	46-55	32
11:30 AM	1	0	0	0	1	1	12	15	17	8	1	0	0	0	56	46-55	31
11:45 AM	1	0	0	4	4	5	9	12	13	10	0	1	0	0	59	46-55	25
Day Total																	
Percent																	
AM Peak Volume																	
PM Peak Volume																	
Comments:																	

LOCATION: 11. N Shingle Rd to Lotus Rd SPECIFIC LOCATION: 0 ft from CITY/STATE: El Dorado Hills, CA															QC JOB #: 12004743 DIRECTION: WB DATE: May 06 2014		
Start Time	15	20	25	30	35	40	45	50	55	60	65	70	75	999	Total	Pace Speed	Number in Pace
12:00 PM	2	1	0	0	0	0	7	23	20	10	2	0	0	0	65	46-55	43
12:15 PM	2	0	0	0	1	1	11	10	20	8	0	0	0	0	53	46-55	30
12:30 PM	0	0	0	1	1	2	4	16	17	5	5	0	0	0	51	46-55	33
12:45 PM	1	0	0	1	1	2	5	10	18	12	2	0	0	0	52	51-60	29
1:00 PM	5	0	0	0	2	0	5	14	15	14	2	0	0	0	57	46-55	29
1:15 PM	0	0	0	2	1	5	4	18	19	8	3	0	0	0	60	46-55	36
1:30 PM	3	0	0	1	1	0	2	5	20	8	0	0	0	0	40	51-60	28
1:45 PM	3	0	0	1	0	3	10	9	19	4	1	0	0	0	50	46-55	27
2:00 PM	5	0	0	0	2	2	4	15	16	7	2	0	1	0	54	46-55	31
2:15 PM	4	0	0	2	0	3	11	9	17	7	4	0	0	0	57	48-57	25
2:30 PM	4	0	0	2	1	3	10	23	27	8	4	0	0	0	82	46-55	50
2:45 PM	2	0	0	2	6	6	7	12	15	10	1	0	0	0	61	46-55	27
3:00 PM	3	0	1	2	1	0	8	13	19	9	1	0	0	0	57	47-56	31
3:15 PM	5	0	0	0	1	4	10	12	12	5	1	0	0	0	50	46-55	23
3:30 PM	2	0	0	0	1	1	10	12	14	5	1	1	0	0	47	46-55	25
3:45 PM	6	0	0	1	1	2	3	14	19	6	1	0	0	0	53	46-55	32
4:00 PM	3	0	0	0	1	2	4	19	23	3	2	0	0	0	57	46-55	41
4:15 PM	3	0	0	0	0	7	8	17	17	10	1	0	0	0	63	46-55	34
4:30 PM	9	0	0	1	0	7	6	13	20	6	0	0	0	0	62	46-55	33
4:45 PM	4	0	0	1	0	3	6	22	20	23	0	0	0	0	79	51-60	42
5:00 PM	6	0	0	0	2	0	4	19	23	11	2	0	0	0	67	46-55	41
5:15 PM	5	0	0	0	0	0	7	13	32	14	4	0	0	0	75	51-60	45
5:30 PM	8	0	0	0	0	2	4	13	23	7	2	0	0	0	59	46-55	36
5:45 PM	3	0	0	1	2	0	6	20	13	9	1	0	0	0	55	46-55	33
Day Total																	
Percent																	
AM Peak Volume																	
PM Peak Volume																	
Comments:																	

LOCATION: 11. N Shingle Rd to Lotus Rd SPECIFIC LOCATION: 0 ft from CITY/STATE: El Dorado Hills, CA															QC JOB #: 12004743 DIRECTION: WB DATE: May 06 2014		
Start Time	15	16	21	26	31	36	41	46	51	56	61	66	71	76	Total	Pace Speed	Number in Pace
	15	20	25	30	35	40	45	50	55	60	65	70	75	999			
6:00 PM	5	0	0	0	1	2	5	10	19	9	1	0	0	0	52	50-59	28
6:15 PM	0	0	0	0	0	1	3	10	9	10	2	1	0	0	36	46-55	19
6:30 PM	2	0	0	0	1	0	4	10	12	8	1	0	0	0	38	48-57	21
6:45 PM	2	0	0	0	0	0	7	11	4	5	1	0	0	0	30	41-50	18
7:00 PM	1	0	0	0	0	0	5	8	6	6	1	1	0	0	28	48-57	13
7:15 PM	1	0	0	0	0	3	2	4	6	4	1	0	0	0	21	51-60	10
7:30 PM	3	0	0	3	1	0	0	5	7	3	1	1	0	0	24	48-57	11
7:45 PM	0	0	0	0	0	0	3	6	6	2	2	0	0	0	19	47-56	11
8:00 PM	3	0	2	0	1	6	2	10	4	6	1	0	0	0	35	46-55	14
8:15 PM	1	0	0	0	0	1	6	3	5	3	0	0	0	0	19	41-50	9
8:30 PM	0	0	0	0	0	1	5	2	5	7	1	1	0	0	22	52-61	11
8:45 PM	1	0	0	0	1	0	4	6	8	1	0	0	0	0	21	46-55	14
9:00 PM	1	0	0	0	1	0	3	8	4	0	1	0	0	0	18	46-55	12
9:15 PM	1	0	0	0	1	0	2	3	7	4	0	0	0	0	18	51-60	11
9:30 PM	0	0	0	1	0	1	3	4	1	2	0	0	0	0	12	41-50	7
9:45 PM	1	0	0	0	0	1	6	4	2	2	0	0	0	0	16	41-50	10
10:00 PM	0	0	0	0	0	2	1	6	1	3	0	0	0	0	13	41-50	7
10:15 PM	1	0	0	1	1	0	1	3	2	1	1	0	0	0	11	46-55	5
10:30 PM	0	0	0	0	1	1	2	0	3	1	2	0	0	0	10	51-60	4
10:45 PM	0	0	0	0	0	0	0	1	1	0	0	0	0	0	2	46-55	2
11:00 PM	0	0	0	0	0	0	0	1	0	2	0	0	0	0	3	51-60	2
11:15 PM	0	0	0	0	1	1	0	1	1	2	0	0	0	0	6	51-60	3
11:30 PM	1	0	0	0	0	0	0	0	0	0	0	0	0	0	1	15-24	0
11:45 PM	0	0	0	0	0	0	0	0	1	0	0	0	0	0	1	46-55	1
Day Total	200	4	9	50	99	139	360	903	1311	782	172	20	2	0	4051	46-55	2213
Percent	4.9%	0.1%	0.2%	1.2%	2.4%	3.4%	8.9%	22.3%	32.4%	19.3%	4.2%	0.5%	0.0%	0.0%			
ADT 4051																	
AM Peak	7:30 AM	7:30 AM	7:30 AM	7:30 AM	8:45 AM	7:30 AM	9:30 AM	8:00 AM	7:15 AM	7:45 AM	5:15 AM	7:45 AM	5:15 AM		7:45 AM		
Volume	10	3	5	6	7	6	12	30	56	48	11	2	1		123		
PM Peak	4:30 PM	12:00 PM	8:00 PM	7:30 PM	2:45 PM	4:15 PM	12:15 PM	12:00 PM	5:15 PM	4:45 PM	12:30 PM	3:30 PM	2:00 PM		2:30 PM		
Volume	9	1	2	3	6	7	11	23	32	23	5	1	1		82		
<i>Comments:</i>																	

LOCATION: 11. N Shingle Rd to Lotus Rd SPECIFIC LOCATION: 0 ft from CITY/STATE: El Dorado Hills, CA															QC JOB #: 12004743 DIRECTION: WB DATE: May 07 2014		
Start Time	15	20	25	30	35	40	45	50	55	60	65	70	75	999	Total	Pace Speed	Number in Pace
12:00 AM	1	0	0	0	0	0	0	2	0	0	1	0	0	0	4	41-50	2
12:15 AM	0	0	0	0	0	0	1	0	0	0	0	0	0	0	1	36-45	1
12:30 AM	0	0	0	0	0	0	0	1	0	0	0	0	0	0	1	41-50	1
12:45 AM	0	0	0	0	0	0	0	0	0	0	0	0	0	0	0	1-10	0
1:00 AM	0	0	0	0	0	0	0	0	0	0	0	0	0	0	0	1-10	0
1:15 AM	0	0	0	0	0	0	0	0	1	1	0	0	1	0	3	51-60	2
1:30 AM	0	0	0	0	0	0	1	1	1	1	0	0	0	0	4	51-60	2
1:45 AM	0	0	0	0	0	0	0	0	1	0	0	0	0	0	1	46-55	1
2:00 AM	0	0	0	0	0	0	0	0	1	1	0	0	0	0	2	51-60	2
2:15 AM	0	0	0	0	0	0	0	0	0	0	0	0	0	0	0	1-10	0
2:30 AM	1	0	0	0	0	0	0	0	0	1	0	0	0	0	2	51-60	1
2:45 AM	0	0	0	0	0	1	0	0	0	0	0	0	0	0	1	31-40	1
3:00 AM	0	0	0	0	0	0	0	1	0	0	1	0	0	0	2	41-50	1
3:15 AM	0	0	0	0	0	0	0	1	1	0	0	0	0	0	2	46-55	2
3:30 AM	2	0	0	0	0	0	0	0	1	0	2	0	0	0	5	56-65	2
3:45 AM	1	0	0	0	0	0	0	1	1	0	1	0	0	0	4	46-55	2
4:00 AM	0	0	0	0	0	0	0	2	2	2	0	1	0	0	7	51-60	4
4:15 AM	1	0	0	0	0	0	0	1	6	5	3	1	1	0	18	51-60	11
4:30 AM	2	0	0	0	0	0	0	2	1	4	4	0	0	0	13	56-65	8
4:45 AM	1	0	0	0	0	1	0	3	7	4	5	1	1	0	23	51-60	11
5:00 AM	1	0	0	0	2	0	0	1	8	10	3	1	0	0	26	51-60	18
5:15 AM	3	0	0	0	1	0	0	10	5	15	8	0	0	0	42	56-65	23
5:30 AM	3	0	0	0	1	0	4	0	15	14	1	0	0	0	38	51-60	28
5:45 AM	1	0	0	0	0	1	0	8	17	9	14	0	0	0	50	52-61	25
Day Total																	
Percent																	
AM Peak Volume																	
PM Peak Volume																	
Comments:																	

LOCATION: 11. N Shingle Rd to Lotus Rd SPECIFIC LOCATION: 0 ft from CITY/STATE: El Dorado Hills, CA															QC JOB #: 12004743 DIRECTION: WB DATE: May 07 2014		
Start Time	15	20	25	30	35	40	45	50	55	60	65	70	75	999	Total	Pace Speed	Number in Pace
6:00 AM	4	0	0	1	1	2	1	6	31	28	6	1	0	0	81	51-60	58
6:15 AM	7	0	0	0	0	3	0	7	21	23	13	0	0	0	74	51-60	43
6:30 AM	2	0	0	0	3	0	2	14	37	19	12	2	0	0	91	51-60	55
6:45 AM	1	0	1	0	3	3	3	20	34	27	12	2	0	0	106	51-60	61
7:00 AM	1	0	1	3	5	3	6	14	28	29	8	0	0	0	98	51-60	56
7:15 AM	7	0	0	1	0	3	4	20	43	24	9	0	0	1	112	51-60	67
7:30 AM	5	0	0	3	8	8	5	15	34	31	11	0	0	0	120	51-60	65
7:45 AM	3	0	0	1	2	3	6	23	56	15	5	0	0	0	114	46-55	79
8:00 AM	3	0	1	1	1	2	5	6	44	31	14	0	0	0	108	51-60	75
8:15 AM	2	0	1	2	2	0	4	19	36	16	4	0	0	0	86	46-55	55
8:30 AM	2	0	0	0	3	3	7	33	37	13	2	0	0	0	100	46-55	70
8:45 AM	2	0	0	1	1	1	6	15	34	27	2	0	0	0	89	51-60	61
9:00 AM	0	0	0	2	0	3	8	17	26	14	2	1	0	0	73	46-55	43
9:15 AM	1	0	0	3	1	2	5	16	20	9	3	0	0	0	60	46-55	36
9:30 AM	4	0	0	1	3	2	4	9	18	16	4	0	0	0	61	51-60	34
9:45 AM	3	0	0	1	2	2	5	21	28	13	1	0	0	0	76	46-55	48
10:00 AM	1	0	0	0	1	1	3	13	25	14	2	0	0	0	60	51-60	38
10:15 AM	3	0	0	2	7	4	5	25	13	6	2	1	0	0	68	46-55	37
10:30 AM	3	0	0	0	1	2	6	18	21	11	2	0	0	0	64	46-55	39
10:45 AM	2	0	0	0	2	2	5	14	17	9	1	0	0	0	52	46-55	30
11:00 AM	3	0	0	0	2	3	3	10	29	10	3	0	0	0	63	46-55	39
11:15 AM	1	0	0	0	2	2	9	15	14	10	3	0	0	0	56	46-55	28
11:30 AM	3	0	0	1	0	5	3	21	19	6	0	0	0	0	58	46-55	39
11:45 AM	2	0	0	1	4	0	4	24	24	9	0	0	0	0	68	46-55	47
Day Total																	
Percent																	
AM Peak Volume																	
PM Peak Volume																	
Comments:																	

LOCATION: 11. N Shingle Rd to Lotus Rd SPECIFIC LOCATION: 0 ft from CITY/STATE: El Dorado Hills, CA															QC JOB #: 12004743 DIRECTION: WB DATE: May 07 2014		
Start Time	15	20	25	30	35	40	45	50	55	60	65	70	75	999	Total	Pace Speed	Number in Pace
12:00 PM	3	0	0	0	0	1	7	24	22	11	0	0	0	0	68	46-55	46
12:15 PM	2	0	1	0	0	4	12	21	23	12	1	0	0	0	76	46-55	43
12:30 PM	1	0	0	1	3	1	5	14	21	7	0	0	0	0	53	46-55	35
12:45 PM	1	0	0	0	1	2	14	15	19	9	1	0	0	0	62	46-55	33
1:00 PM	0	0	0	0	2	4	7	17	25	6	2	0	0	0	63	46-55	42
1:15 PM	1	0	0	0	1	4	12	15	14	8	3	0	0	0	58	46-55	28
1:30 PM	5	0	0	1	1	6	8	14	11	8	1	0	0	0	55	46-55	25
1:45 PM	1	0	0	1	0	1	4	21	12	4	0	0	0	0	44	46-55	33
2:00 PM	6	0	0	2	1	4	5	23	12	3	1	0	0	0	57	46-55	35
2:15 PM	3	0	0	1	2	2	5	12	14	12	2	0	0	0	53	51-60	25
2:30 PM	3	0	1	0	1	2	9	30	16	13	2	0	0	0	77	46-55	46
2:45 PM	2	0	1	0	1	4	9	21	30	6	0	0	0	0	74	46-55	51
3:00 PM	2	0	0	0	0	2	8	19	16	6	1	0	0	0	54	46-55	35
3:15 PM	6	0	0	0	1	5	2	13	29	14	2	0	0	0	72	51-60	42
3:30 PM	4	0	0	1	2	4	10	12	22	14	1	0	0	0	70	51-60	35
3:45 PM	4	0	1	2	1	3	9	13	19	8	1	0	0	0	61	46-55	31
4:00 PM	5	0	0	1	3	1	5	25	10	13	0	0	0	0	63	46-55	35
4:15 PM	2	0	1	0	0	0	5	22	17	7	0	0	0	0	54	46-55	39
4:30 PM	4	0	0	2	4	6	5	7	30	6	0	0	0	0	64	46-55	37
4:45 PM	1	0	0	0	3	1	5	15	18	10	3	0	0	0	56	46-55	33
5:00 PM	5	0	0	0	0	2	3	13	21	11	1	0	0	0	56	46-55	34
5:15 PM	6	0	0	1	1	1	8	20	19	8	1	2	0	0	67	46-55	38
5:30 PM	4	0	0	0	1	0	3	22	19	9	0	1	0	0	59	46-55	40
5:45 PM	2	0	0	0	0	0	5	14	13	14	2	0	0	0	50	46-55	27
Day Total																	
Percent																	
AM Peak Volume																	
PM Peak Volume																	
Comments:																	

LOCATION: 11. N Shingle Rd to Lotus Rd SPECIFIC LOCATION: 0 ft from CITY/STATE: El Dorado Hills, CA															QC JOB #: 12004743 DIRECTION: WB DATE: May 07 2014			
Start Time	15	20	25	30	35	40	45	50	55	60	65	70	75	999	Total	Pace Speed	Number in Pace	
6:00 PM	3	0	0	0	1	0	5	12	19	9	0	0	0	0	49	47-56	30	
6:15 PM	1	0	0	0	1	2	8	10	11	10	2	0	0	0	45	46-55	21	
6:30 PM	1	0	0	0	0	0	2	4	6	6	1	0	0	0	20	51-60	11	
6:45 PM	2	0	0	0	0	0	3	16	22	7	1	0	0	0	51	46-55	38	
7:00 PM	2	0	1	1	0	0	4	9	11	9	2	1	0	0	40	46-55	20	
7:15 PM	2	0	0	2	1	2	6	9	7	3	0	1	0	0	33	46-55	15	
7:30 PM	2	0	0	0	0	5	2	14	5	6	1	0	0	0	35	46-55	19	
7:45 PM	2	0	0	0	1	1	5	6	11	3	1	0	0	0	30	46-55	17	
8:00 PM	1	0	0	1	0	6	7	9	9	1	1	0	0	0	35	46-55	18	
8:15 PM	1	0	0	0	1	0	4	19	5	1	0	1	0	0	32	46-55	24	
8:30 PM	0	0	0	0	1	0	4	5	4	5	0	0	0	0	19	47-56	9	
8:45 PM	4	0	0	0	0	0	0	11	5	1	0	0	0	0	21	46-55	16	
9:00 PM	1	0	0	0	0	2	3	13	6	1	4	0	0	0	30	46-55	19	
9:15 PM	2	0	0	0	0	1	8	3	7	5	0	0	0	0	26	51-60	12	
9:30 PM	0	0	0	0	0	1	4	3	6	2	1	0	0	0	17	50-59	8	
9:45 PM	0	0	0	0	0	0	1	1	2	0	1	0	1	0	6	46-55	3	
10:00 PM	1	0	0	0	0	1	7	0	1	2	1	0	0	0	13	36-45	8	
10:15 PM	0	0	0	0	0	0	1	0	1	1	0	0	0	0	3	51-60	2	
10:30 PM	2	0	0	0	2	0	3	2	2	1	1	0	0	0	13	41-50	5	
10:45 PM	0	0	0	0	0	1	0	0	3	0	0	0	0	0	4	46-55	3	
11:00 PM	0	0	0	0	0	0	0	1	0	1	0	0	0	0	2	41-50	1	
11:15 PM	0	0	0	0	0	0	0	1	1	2	0	0	0	0	4	51-60	3	
11:30 PM	1	0	0	1	0	1	1	1	1	1	0	0	0	0	7	51-60	2	
11:45 PM	0	0	0	0	0	1	0	1	1	2	0	0	0	0	5	51-60	3	
Day Total	183	0	10	42	95	146	358	1001	1355	775	206	17	4	1	4193	46-55	2356	
Percent	4.4%	0.0%	0.2%	1.0%	2.3%	3.5%	8.5%	23.9%	32.3%	18.5%	4.9%	0.4%	0.1%	0.0%				
ADT 4193																		
AM Peak	6:15 AM 6:45 AM 7:00 AM 7:30 AM 7:30 AM 11:15 AM 8:30 AM 7:45 AM 7:30 AM 5:45 AM 6:30 AM 1:15 AM 7:15 AM															7:30 AM		
Volume	7		1	3	8	8	9	33	56	31	14	2	1	1	120			
PM Peak	2:00 PM 12:15 PM 2:00 PM 4:30 PM 1:30 PM 12:45 PM 2:30 PM 2:45 PM 3:15 PM 9:00 PM 5:15 PM 9:45 PM															2:30 PM		
Volume	6		1	2	4	6	14	30	30	14	4	2	1	77				
<i>Comments:</i>																		

LOCATION: 11. N Shingle Rd to Lotus Rd SPECIFIC LOCATION: 0 ft from CITY/STATE: El Dorado Hills, CA															QC JOB #: 12004743 DIRECTION: WB DATE: May 08 2014		
Start Time	1 15	16 20	21 25	26 30	31 35	36 40	41 45	46 50	51 55	56 60	61 65	66 70	71 75	76 999	Total	Pace Speed	Number in Pace
12:00 AM	0	0	0	0	0	0	0	0	0	1	0	1	0	0	2	51-60	1
12:15 AM	0	0	0	0	0	0	0	0	0	0	0	0	0	0	0	1-10	0
12:30 AM	0	0	0	0	0	1	0	0	0	0	0	0	0	0	1	31-40	1
12:45 AM	0	0	0	0	0	0	0	0	0	0	1	0	0	0	1	56-65	1
1:00 AM	0	0	0	0	0	0	0	1	2	0	0	0	0	0	3	46-55	3
1:15 AM	0	0	0	0	0	0	0	0	1	0	0	0	0	0	1	46-55	1
1:30 AM	0	0	0	0	0	0	0	0	0	1	0	0	0	0	1	51-60	1
1:45 AM	0	0	0	0	0	0	0	0	0	0	0	0	0	0	0	1-10	0
2:00 AM	0	0	0	0	0	0	0	0	0	0	1	0	0	0	1	56-65	1
2:15 AM	0	0	0	0	0	0	0	0	0	1	0	0	0	0	1	51-60	1
2:30 AM	0	0	0	0	0	0	0	0	0	1	0	0	0	0	1	51-60	1
2:45 AM	0	0	0	0	0	0	0	0	1	1	0	0	0	0	2	51-60	2
3:00 AM	2	0	0	0	1	0	0	0	0	0	0	0	0	0	3	8-17	1
3:15 AM	1	0	0	1	0	0	0	1	0	1	0	0	0	0	4	21-30	1
3:30 AM	1	0	0	0	0	0	0	0	2	1	0	0	0	0	4	51-60	3
3:45 AM	1	0	0	0	0	0	0	0	1	0	0	1	0	0	3	46-55	1
4:00 AM	1	0	0	0	1	0	0	1	0	2	2	0	0	0	7	56-65	4
4:15 AM	3	0	0	0	0	0	0	2	1	5	1	0	0	0	12	51-60	6
4:30 AM	0	0	0	0	1	0	0	1	3	8	6	1	0	0	20	56-65	13
4:45 AM	3	0	0	0	1	0	1	2	4	2	4	2	0	0	19	61-70	6
5:00 AM	1	0	0	1	2	0	0	2	2	9	5	0	0	0	22	56-65	14
5:15 AM	6	0	0	0	1	1	0	3	15	12	6	1	0	0	45	51-60	26
5:30 AM	2	0	0	0	1	1	0	6	10	14	4	2	0	0	40	51-60	23
5:45 AM	0	0	0	0	0	3	0	9	23	14	6	2	0	0	57	51-60	36
Day Total																	
Percent																	
AM Peak																	
Volume																	
PM Peak																	
Volume																	
Comments:																	

LOCATION: 11. N Shingle Rd to Lotus Rd SPECIFIC LOCATION: 0 ft from CITY/STATE: El Dorado Hills, CA															QC JOB #: 12004743 DIRECTION: WB DATE: May 08 2014		
Start Time	15	20	25	30	35	40	45	50	55	60	65	70	75	999	Total	Pace Speed	Number in Pace
6:00 AM	3	0	0	0	1	1	0	9	15	23	6	1	1	0	60	51-60	38
6:15 AM	5	0	0	1	0	0	1	5	24	34	7	2	0	0	79	51-60	57
6:30 AM	5	0	0	0	1	0	6	24	28	32	9	0	0	0	105	51-60	60
6:45 AM	3	0	1	0	4	2	9	14	25	29	8	0	0	0	95	51-60	53
7:00 AM	3	0	0	1	0	1	4	19	40	31	4	0	0	0	103	51-60	71
7:15 AM	4	0	0	1	2	4	2	29	30	25	4	1	0	0	102	46-55	59
7:30 AM	3	0	0	0	1	6	10	26	49	29	7	1	0	0	132	51-60	78
7:45 AM	4	1	0	0	4	4	17	35	26	16	4	0	0	0	111	46-55	61
8:00 AM	7	1	4	10	24	19	23	16	0	1	0	0	0	0	105	35-44	42
8:15 AM	2	0	2	3	6	15	25	17	7	0	0	0	0	0	77	41-50	42
8:30 AM	5	6	11	15	29	17	8	6	0	0	0	0	0	0	97	31-40	46
8:45 AM	3	2	5	6	11	11	19	16	6	0	0	0	0	0	79	41-50	35
9:00 AM	4	0	0	1	8	8	29	17	10	0	0	0	0	0	77	41-50	46
9:15 AM	2	1	1	2	7	10	16	15	5	1	0	0	0	0	60	41-50	31
9:30 AM	0	0	0	0	4	18	28	17	13	3	0	0	0	0	83	41-50	45
9:45 AM	4	0	0	3	10	5	15	22	13	1	0	0	0	0	73	41-50	37
10:00 AM	1	0	0	3	4	6	4	32	27	5	3	0	0	0	85	46-55	59
10:15 AM	2	0	0	1	3	2	7	22	23	6	1	0	0	0	67	46-55	44
10:30 AM	1	0	0	0	0	5	6	9	16	5	0	0	0	0	42	46-55	25
10:45 AM	2	0	0	0	1	1	10	15	14	5	1	1	0	0	50	46-55	28
11:00 AM	0	0	0	3	2	8	8	12	16	3	0	0	0	0	52	46-55	28
11:15 AM	3	0	0	0	2	1	13	24	16	6	0	0	0	0	65	46-55	40
11:30 AM	1	0	0	0	1	4	7	20	17	5	0	0	0	0	55	46-55	37
11:45 AM	1	0	0	2	1	1	6	21	22	11	1	0	0	0	66	46-55	43
Day Total																	
Percent																	
AM Peak Volume																	
PM Peak Volume																	
Comments:																	

LOCATION: 11. N Shingle Rd to Lotus Rd SPECIFIC LOCATION: 0 ft from CITY/STATE: El Dorado Hills, CA															QC JOB #: 12004743 DIRECTION: WB DATE: May 08 2014		
Start Time	15	20	25	30	35	40	45	50	55	60	65	70	75	999	Total	Pace Speed	Number in Pace
12:00 PM	2	0	0	0	1	1	3	29	24	9	2	0	0	0	71	46-55	52
12:15 PM	3	0	1	0	2	3	6	23	22	3	0	0	0	0	63	46-55	45
12:30 PM	3	0	0	1	1	3	9	19	14	4	3	0	0	0	57	46-55	32
12:45 PM	1	0	0	0	0	0	4	21	25	10	0	0	0	0	61	46-55	46
1:00 PM	0	0	0	0	3	2	9	24	10	1	0	0	0	0	49	46-55	34
1:15 PM	0	0	0	0	1	0	6	26	13	3	2	1	0	0	52	46-55	38
1:30 PM	1	0	0	1	0	1	7	12	15	2	1	1	0	0	41	46-55	27
1:45 PM	4	0	0	3	1	1	5	19	9	5	0	0	0	0	47	46-55	27
2:00 PM	1	0	0	1	2	4	7	18	22	12	6	0	0	0	73	46-55	40
2:15 PM	1	0	0	0	3	1	10	25	17	5	1	0	0	0	63	46-55	42
2:30 PM	7	0	0	2	1	4	7	19	25	9	1	0	0	0	75	46-55	44
2:45 PM	5	0	1	0	3	3	13	13	17	8	0	0	0	0	63	46-55	29
3:00 PM	1	1	0	0	1	1	7	19	21	12	2	0	0	0	65	46-55	40
3:15 PM	0	0	0	3	3	5	12	13	11	9	1	0	0	0	57	41-50	25
3:30 PM	3	0	0	2	1	2	8	15	20	8	2	0	0	0	61	46-55	35
3:45 PM	1	0	0	2	1	1	7	13	15	9	1	0	0	0	50	46-55	28
4:00 PM	3	0	0	0	2	0	9	22	18	10	1	0	0	0	65	46-55	39
4:15 PM	5	0	0	0	0	3	10	11	24	11	1	1	0	0	66	51-60	35
4:30 PM	6	0	0	0	3	3	4	25	17	5	0	0	0	0	63	46-55	42
4:45 PM	5	0	0	1	3	0	4	17	23	8	5	0	0	0	66	46-55	40
5:00 PM	4	0	0	0	1	1	6	12	26	14	0	0	0	0	64	51-60	39
5:15 PM	4	1	0	0	1	4	4	18	24	13	3	1	0	0	73	46-55	41
5:30 PM	4	0	0	1	0	0	7	6	23	15	0	0	0	0	56	51-60	38
5:45 PM	5	0	0	0	0	0	3	13	19	8	1	1	0	0	50	46-55	31
Day Total																	
Percent																	
AM Peak Volume																	
PM Peak Volume																	
Comments:																	

LOCATION: 11. N Shingle Rd to Lotus Rd SPECIFIC LOCATION: 0 ft from CITY/STATE: El Dorado Hills, CA															QC JOB #: 12004743 DIRECTION: WB DATE: May 08 2014		
Start Time	15	16	21	26	31	36	41	46	51	56	61	66	71	76	Total	Pace Speed	Number in Pace
	15	20	25	30	35	40	45	50	55	60	65	70	75	999			
6:00 PM	2	0	0	0	0	1	5	24	21	6	3	1	0	0	63	46-55	45
6:15 PM	1	0	1	0	1	2	5	14	18	15	2	0	0	0	59	51-60	33
6:30 PM	3	0	0	0	1	1	4	10	15	3	0	0	1	0	38	46-55	25
6:45 PM	3	0	0	2	0	2	4	8	9	9	2	0	0	0	39	51-60	18
7:00 PM	3	0	0	0	0	2	3	8	9	5	0	0	0	0	30	46-55	17
7:15 PM	2	0	0	1	1	0	3	9	8	6	1	1	0	0	32	46-55	17
7:30 PM	1	0	0	1	1	0	4	8	3	2	1	0	0	0	21	41-50	12
7:45 PM	0	0	0	0	0	1	4	6	6	3	1	0	0	0	21	47-56	11
8:00 PM	1	0	0	0	0	1	1	7	7	5	1	0	0	0	23	48-57	13
8:15 PM	0	0	0	1	0	1	3	9	9	3	1	0	0	0	27	46-55	18
8:30 PM	0	0	0	0	1	0	1	7	8	3	0	0	0	0	20	46-55	15
8:45 PM	1	0	0	0	0	0	4	9	2	2	0	0	0	0	18	41-50	13
9:00 PM	0	0	0	0	0	1	3	10	6	4	1	0	0	0	25	46-55	15
9:15 PM	1	0	0	0	1	0	4	2	6	4	1	1	0	0	20	51-60	10
9:30 PM	0	0	0	0	1	2	6	8	3	2	0	0	0	0	22	41-50	14
9:45 PM	0	0	0	1	0	4	6	6	4	0	0	0	0	0	21	43-52	11
10:00 PM	0	0	0	0	0	1	3	4	5	1	0	0	0	0	14	46-55	9
10:15 PM	0	0	0	0	1	0	2	4	2	0	0	0	0	0	9	46-55	6
10:30 PM	0	0	0	0	0	0	0	0	3	0	0	0	0	0	3	46-55	3
10:45 PM	0	1	0	0	1	0	1	2	1	0	0	0	0	0	6	46-55	3
11:00 PM	0	0	0	0	0	0	0	1	1	1	0	0	0	0	3	51-60	2
11:15 PM	0	0	0	0	0	0	0	2	2	3	0	0	0	0	7	53-62	4
11:30 PM	0	0	1	0	0	0	1	1	0	0	0	0	0	0	3	41-50	2
11:45 PM	0	0	0	0	0	0	0	1	0	0	0	0	0	0	1	41-50	1
Day Total	176	14	28	77	177	217	508	1062	1109	614	138	24	2	0	4146	46-55	2171
Percent	4.2%	0.3%	0.7%	1.9%	4.3%	5.2%	12.3%	25.6%	26.7%	14.8%	3.3%	0.6%	0.0%	0.0%			
ADT 4146																	
AM Peak Volume	8:00 AM	8:30 AM	8:30 AM	8:30 AM	8:30 AM	8:00 AM	9:00 AM	7:45 AM	7:30 AM	6:15 AM	6:30 AM	4:45 AM	6:00 AM		7:30 AM		
	7	6	11	15	29	19	29	35	49	34	9	2	1		132		
PM Peak Volume	2:30 PM	3:00 PM	12:15 PM	1:45 PM	1:00 PM	3:15 PM	2:45 PM	12:00 PM	5:00 PM	5:30 PM	2:00 PM	1:15 PM	6:30 PM		2:30 PM		
	7	1	1	3	3	5	13	29	26	15	6	1	1		75		
<i>Comments:</i>																	

LOCATION: 11. N Shingle Rd to Lotus Rd SPECIFIC LOCATION: 0 ft from CITY/STATE: El Dorado Hills, CA															QC JOB #: 12004743 DIRECTION: WB DATE: May 09 2014		
Start Time	15	20	25	30	35	40	45	50	55	60	65	70	75	999	Total	Pace Speed	Number in Pace
12:00 AM	0	0	0	0	0	1	0	0	1	0	0	0	0	0	2	31-40	1
12:15 AM	0	0	0	0	0	2	0	0	0	0	0	0	0	0	2	31-40	2
12:30 AM	0	0	0	0	0	1	0	1	0	1	0	0	0	0	3	31-40	1
12:45 AM	0	0	0	0	0	0	0	1	1	0	1	0	0	0	3	46-55	2
1:00 AM	0	0	0	0	0	0	0	0	0	0	1	0	0	0	1	56-65	1
1:15 AM	0	0	0	0	0	0	0	0	1	0	0	0	0	0	1	46-55	1
1:30 AM	0	0	0	0	0	0	0	0	0	1	0	0	0	0	1	51-60	1
1:45 AM	0	0	0	0	0	0	0	1	1	0	1	0	0	0	3	46-55	2
2:00 AM	0	0	0	0	0	1	0	0	0	0	0	0	0	0	1	31-40	1
2:15 AM	0	0	0	0	0	0	0	0	0	1	0	0	0	0	1	51-60	1
2:30 AM	0	0	0	0	0	0	0	1	1	1	0	0	0	0	3	51-60	2
2:45 AM	0	0	0	0	1	0	1	0	1	0	0	0	0	0	3	26-35	1
3:00 AM	0	0	0	0	0	0	0	0	0	2	0	0	0	0	2	51-60	2
3:15 AM	1	0	0	0	0	0	0	0	0	0	1	1	0	0	3	61-70	2
3:30 AM	0	0	0	1	0	0	0	0	1	1	0	0	0	0	3	51-60	2
3:45 AM	0	0	0	0	1	0	0	0	1	0	1	1	0	0	4	61-70	2
4:00 AM	0	0	0	0	0	0	0	0	0	2	1	0	0	0	3	56-65	3
4:15 AM	1	0	0	0	0	0	0	5	3	3	0	0	0	0	12	48-57	7
4:30 AM	0	0	0	0	0	0	0	0	4	2	4	1	0	0	11	56-65	6
4:45 AM	1	0	0	0	1	0	0	0	4	3	6	0	0	0	15	57-66	8
5:00 AM	2	0	0	0	1	1	0	1	7	7	3	1	0	0	23	52-61	13
5:15 AM	1	0	0	0	3	0	1	3	10	12	2	3	0	0	35	51-60	21
5:30 AM	1	0	0	1	0	0	0	1	19	17	5	1	0	0	45	51-60	36
5:45 AM	5	0	0	0	2	1	0	1	13	26	5	0	1	0	54	51-60	39
Day Total																	
Percent																	
AM Peak																	
Volume																	
PM Peak																	
Volume																	
Comments:																	

LOCATION: 11. N Shingle Rd to Lotus Rd SPECIFIC LOCATION: 0 ft from CITY/STATE: El Dorado Hills, CA															QC JOB #: 12004743 DIRECTION: WB DATE: May 09 2014		
Start Time	15	20	25	30	35	40	45	50	55	60	65	70	75	999	Total	Pace Speed	Number in Pace
6:00 AM	5	0	0	1	0	1	1	0	22	11	12	0	1	0	54	51-60	33
6:15 AM	4	0	0	0	1	0	0	5	19	30	14	0	0	0	73	51-60	49
6:30 AM	3	0	0	0	2	1	2	7	32	23	8	0	0	0	78	51-60	54
6:45 AM	0	0	1	0	4	2	5	24	23	30	6	0	0	0	95	51-60	53
7:00 AM	3	0	0	0	3	2	6	17	60	12	3	0	0	0	106	46-55	77
7:15 AM	2	0	0	0	3	2	4	16	34	24	7	0	0	1	93	51-60	57
7:30 AM	3	0	0	0	4	5	3	16	40	29	7	1	0	0	108	51-60	69
7:45 AM	4	0	0	0	1	6	1	25	48	22	3	0	1	0	111	47-56	72
8:00 AM	2	0	0	2	1	2	5	26	55	33	3	0	0	0	129	51-60	87
8:15 AM	1	0	0	2	1	3	4	27	44	15	5	1	0	0	103	46-55	71
8:30 AM	5	0	0	0	2	2	6	23	26	19	5	0	0	0	88	46-55	49
8:45 AM	6	0	0	1	8	3	6	10	24	14	6	0	0	0	78	51-60	37
9:00 AM	1	0	0	1	4	5	9	22	26	9	1	0	0	0	78	46-55	48
9:15 AM	4	0	0	0	1	0	1	22	28	11	1	0	0	0	68	46-55	49
9:30 AM	1	0	0	2	3	5	12	24	24	8	1	0	0	0	80	46-55	47
9:45 AM	2	0	0	0	0	0	5	14	17	11	2	0	0	0	51	47-56	30
10:00 AM	1	0	0	1	2	2	12	15	25	9	4	0	0	0	71	46-55	40
10:15 AM	0	0	0	0	1	0	6	7	19	22	3	1	0	0	59	51-60	41
10:30 AM	7	0	0	5	3	3	9	17	15	9	3	0	0	0	71	46-55	32
10:45 AM	2	0	0	0	4	5	8	12	9	10	2	0	0	0	52	48-57	20
11:00 AM	1	0	0	0	1	4	7	13	25	15	2	0	1	0	69	51-60	40
11:15 AM	1	0	0	1	2	4	7	24	16	8	3	1	0	0	67	46-55	40
11:30 AM	2	0	0	0	1	0	8	15	16	6	0	0	0	0	48	46-55	31
11:45 AM	6	0	0	1	0	1	7	17	16	8	1	0	0	0	57	46-55	33
Day Total																	
Percent																	
AM Peak Volume																	
PM Peak Volume																	
Comments:																	

LOCATION: 11. N Shingle Rd to Lotus Rd SPECIFIC LOCATION: 0 ft from CITY/STATE: El Dorado Hills, CA															QC JOB #: 12004743 DIRECTION: WB DATE: May 09 2014		
Start Time	15	16	21	26	31	36	41	46	51	56	61	66	71	76	Total	Pace Speed	Number in Pace
	15	20	25	30	35	40	45	50	55	60	65	70	75	999			
12:00 PM	0	0	0	0	1	0	8	17	16	5	3	0	0	0	50	46-55	33
12:15 PM	1	0	0	0	3	1	9	11	12	11	2	0	0	0	50	51-60	23
12:30 PM	0	0	0	0	0	7	9	17	16	10	1	0	0	0	60	46-55	33
12:45 PM	3	0	0	0	3	3	1	15	19	9	1	0	0	0	54	46-55	33
1:00 PM	5	0	0	3	1	4	8	23	13	5	3	0	0	0	65	46-55	36
1:15 PM	1	0	0	0	0	2	10	17	28	5	1	0	0	0	64	46-55	44
1:30 PM	1	0	3	4	2	2	5	14	17	6	0	0	0	0	54	46-55	30
1:45 PM	6	0	0	0	1	2	5	13	18	9	0	0	0	0	54	46-55	31
2:00 PM	4	0	0	1	0	2	11	25	21	15	2	0	0	0	81	46-55	46
2:15 PM	2	1	1	2	2	3	7	20	12	6	1	0	0	0	57	46-55	31
2:30 PM	6	0	0	1	2	2	11	16	17	13	5	0	0	0	73	46-55	33
2:45 PM	4	0	1	0	0	3	6	19	29	13	2	0	0	0	77	46-55	47
3:00 PM	4	0	0	1	2	1	5	18	16	8	0	0	0	0	55	46-55	34
3:15 PM	6	0	1	0	5	2	7	21	12	11	1	0	0	0	66	46-55	33
3:30 PM	4	0	1	1	1	7	4	20	17	16	2	0	0	0	73	46-55	37
3:45 PM	5	0	1	0	3	1	11	26	17	6	0	0	0	0	70	46-55	43
4:00 PM	4	0	0	1	3	1	7	14	12	5	2	0	0	0	49	46-55	25
4:15 PM	8	0	0	0	5	6	8	26	14	6	5	0	0	0	78	46-55	39
4:30 PM	12	0	0	0	0	1	10	11	15	6	2	0	0	0	57	46-55	26
4:45 PM	5	0	0	0	1	4	5	18	19	16	5	0	0	0	73	48-57	36
5:00 PM	0	0	0	1	3	5	9	20	22	18	3	0	0	0	81	46-55	42
5:15 PM	3	0	0	0	0	1	9	21	26	14	3	0	0	0	77	46-55	47
5:30 PM	4	0	0	1	1	1	1	19	19	18	3	1	0	0	68	50-59	37
5:45 PM	4	0	0	0	1	1	6	28	20	4	1	1	1	0	67	46-55	48
Day Total																	
Percent																	
AM Peak Volume																	
PM Peak Volume																	
Comments:																	

LOCATION: 11. N Shingle Rd to Lotus Rd SPECIFIC LOCATION: 0 ft from CITY/STATE: El Dorado Hills, CA															QC JOB #: 12004743 DIRECTION: WB DATE: May 09 2014		
Start Time	15	16	21	26	31	36	41	46	51	56	61	66	71	76	Total	Pace Speed	Number in Pace
	15	20	25	30	35	40	45	50	55	60	65	70	75	999			
6:00 PM	0	0	0	0	1	0	5	20	17	9	2	0	0	0	54	46-55	37
6:15 PM	1	0	0	1	2	0	2	7	20	11	1	0	0	0	45	51-60	31
6:30 PM	2	0	0	0	0	1	6	8	13	13	0	0	0	0	43	51-60	26
6:45 PM	1	0	0	0	0	0	6	10	11	8	0	0	0	0	36	46-55	21
7:00 PM	3	0	0	0	2	0	6	9	9	5	1	0	0	0	35	46-55	18
7:15 PM	0	0	0	0	0	3	5	7	11	4	0	0	0	0	30	46-55	18
7:30 PM	2	0	0	1	1	0	2	8	12	7	1	0	0	0	34	50-59	19
7:45 PM	2	0	0	0	0	0	2	9	5	5	1	0	0	0	24	46-55	14
8:00 PM	2	0	0	0	2	1	3	13	19	3	0	0	0	0	43	46-55	31
8:15 PM	1	0	0	0	1	0	5	3	7	7	0	0	0	0	24	51-60	13
8:30 PM	1	0	0	0	1	0	4	8	10	1	0	0	0	0	25	46-55	18
8:45 PM	1	0	0	1	1	0	6	4	12	6	2	0	0	0	33	51-60	18
9:00 PM	0	0	0	0	0	4	5	9	5	5	0	0	0	0	28	43-52	14
9:15 PM	2	0	0	0	0	1	3	5	4	1	0	0	0	0	16	46-55	9
9:30 PM	1	0	0	0	1	1	2	5	8	7	1	0	0	0	26	51-60	14
9:45 PM	0	0	0	0	0	0	0	8	5	3	1	0	0	0	17	46-55	13
10:00 PM	1	0	0	0	0	0	1	4	3	0	2	0	0	0	11	47-56	6
10:15 PM	0	0	0	0	1	0	2	4	4	1	1	0	0	0	13	46-55	8
10:30 PM	1	0	0	0	0	0	2	4	10	1	0	0	0	0	18	46-55	14
10:45 PM	0	0	0	0	0	0	0	0	0	1	2	0	0	0	3	56-65	3
11:00 PM	1	0	0	0	1	0	1	2	3	2	1	0	0	0	11	51-60	5
11:15 PM	0	0	0	0	0	0	2	2	4	0	0	0	0	0	8	46-55	6
11:30 PM	1	0	0	0	1	0	1	2	4	2	1	0	0	0	12	51-60	6
11:45 PM	1	0	0	0	0	1	0	1	5	1	0	0	0	0	9	46-55	6
Day Total	194	1	9	38	116	139	379	1014	1359	805	198	14	5	1	4272	46-55	2373
Percent	4.5%	0.0%	0.2%	0.9%	2.7%	3.3%	8.9%	23.7%	31.8%	18.8%	4.6%	0.3%	0.1%	0.0%			
ADT 4272																	
AM Peak Volume	10:30 AM	6:45 AM	10:30 AM	8:45 AM	7:45 AM	9:30 AM	8:15 AM	7:00 AM	8:00 AM	6:15 AM	5:15 AM	5:45 AM	7:15 AM	8:00 AM			
	7	1	5	8	6	12	27	60	33	14	3	1	1	129			
PM Peak Volume	4:30 PM	2:15 PM	1:30 PM	1:30 PM	3:15 PM	12:30 PM	2:00 PM	5:45 PM	2:45 PM	5:00 PM	2:30 PM	5:30 PM	5:45 PM	2:00 PM			
	12	1	3	4	5	7	11	28	29	18	5	1	1	81			
<i>Comments:</i>																	

LOCATION: 11. N Shingle Rd to Lotus Rd														QC JOB #: 12004743			
SPECIFIC LOCATION: 0 ft from														DIRECTION: WB			
CITY/STATE: El Dorado Hills, CA														DATE: May 03 2014 - May 09 2014			
Start Time	1 15	16 20	21 25	26 30	31 35	36 40	41 45	46 50	51 55	56 60	61 65	66 70	71 75	76 999	Total	Pace Speed	Number in Pace
Grand Total	1322	36	93	364	817	1457	4066	7796	7350	3542	800	82	15	2	27742	46-55	15146
Percent	4.8%	0.1%	0.3%	1.3%	2.9%	5.3%	14.7%	28.1%	26.5%	12.8%	2.9%	0.3%	0.1%	0.0%			
Cumulative Percent	4.8%	4.9%	5.2%	6.5%	9.5%	14.7%	29.4%	57.5%	84.0%	96.8%	99.6%	99.9%	100.0%	100.0%			
ADT 3963															85th Percentile 55 MPH Mean Speed(Average): 46 MPH		
<i>Comments:</i>	Median 48 MPH Mode: 48 MPH																

Report generated on 10/13/2014 10:27 AM

SOURCE: Quality Counts, LLC (<http://www.qualitycounts.net>)



LOCATION: 11. N Shingle Rd to Lotus Rd SPECIFIC LOCATION: 0 ft from CITY/STATE: El Dorado Hills, CA															QC JOB #: 12004743 DIRECTION: EB/WB DATE: May 03 2014		
Start Time	15	16	21	26	31	36	41	46	51	56	61	66	71	76	Total	Pace Speed	Number in Pace
	15	20	25	30	35	40	45	50	55	60	65	70	75	999			
12:00 AM	1	0	0	0	1	0	4	3	4	0	2	0	0	0	15	46-55	7
12:15 AM	2	0	0	0	2	0	1	4	6	1	0	0	0	0	16	47-56	9
12:30 AM	0	0	0	0	0	0	2	6	6	0	0	0	0	0	14	46-55	11
12:45 AM	0	0	0	0	0	0	1	3	2	1	0	0	0	0	7	46-55	5
1:00 AM	0	0	0	0	1	0	1	0	2	0	0	0	0	0	4	46-55	2
1:15 AM	0	0	0	0	0	0	1	3	3	0	0	0	0	0	7	47-56	5
1:30 AM	1	0	0	0	0	0	0	1	3	0	0	0	0	0	5	46-55	4
1:45 AM	1	0	0	0	0	0	3	5	1	2	0	0	0	0	12	41-50	8
2:00 AM	0	0	0	0	0	1	1	1	1	1	0	0	0	0	5	51-60	2
2:15 AM	0	0	0	0	0	0	0	0	2	1	0	0	0	0	3	51-60	3
2:30 AM	0	0	0	0	0	2	0	2	3	0	0	0	0	0	7	48-57	4
2:45 AM	1	0	0	0	0	0	0	1	1	0	0	0	0	0	3	46-55	2
3:00 AM	1	0	0	0	0	1	1	1	0	0	0	0	0	0	4	41-50	2
3:15 AM	0	0	0	0	0	0	0	2	0	1	0	0	0	0	3	41-50	2
3:30 AM	0	0	0	0	0	0	0	1	1	0	0	0	0	0	2	46-55	2
3:45 AM	1	0	0	0	1	0	1	0	0	0	0	0	0	0	3	26-35	1
4:00 AM	1	0	0	0	0	0	2	1	0	0	0	0	0	0	4	41-50	3
4:15 AM	0	0	1	0	0	1	1	2	3	1	1	0	0	0	10	50-59	4
4:30 AM	1	0	0	0	0	2	2	4	0	0	0	0	0	0	9	41-50	6
4:45 AM	0	0	0	0	0	0	0	2	1	0	0	0	0	0	3	46-55	3
5:00 AM	2	0	0	0	0	0	0	0	2	1	0	0	0	0	5	51-60	3
5:15 AM	0	0	0	0	0	0	3	4	3	2	0	0	0	0	12	43-52	7
5:30 AM	0	0	1	0	1	2	1	4	6	0	0	1	0	0	16	47-56	9
5:45 AM	2	0	0	1	0	0	5	5	8	3	0	0	0	0	24	46-55	13
Day Total																	
Percent																	
AM Peak																	
Volume																	
PM Peak																	
Volume																	
Comments:																	

LOCATION: 11. N Shingle Rd to Lotus Rd SPECIFIC LOCATION: 0 ft from CITY/STATE: El Dorado Hills, CA															QC JOB #: 12004743 DIRECTION: EB/WB DATE: May 03 2014		
Start Time	15	16	21	26	31	36	41	46	51	56	61	66	71	76	Total	Pace Speed	Number in Pace
	15	20	25	30	35	40	45	50	55	60	65	70	75	999			
6:00 AM	1	0	0	0	0	1	2	3	4	4	0	0	0	0	15	51-60	8
6:15 AM	1	0	0	1	1	1	1	17	10	2	0	0	0	0	34	46-55	27
6:30 AM	3	0	0	0	2	6	4	6	8	3	1	0	0	0	33	46-55	14
6:45 AM	2	0	0	1	1	1	9	16	10	4	1	0	0	0	45	46-55	26
7:00 AM	1	0	0	0	5	5	13	23	9	6	0	0	0	0	62	41-50	36
7:15 AM	3	0	0	0	2	7	15	25	12	5	0	0	0	0	69	41-50	40
7:30 AM	4	0	0	0	0	2	15	24	24	9	0	0	0	0	78	46-55	47
7:45 AM	1	0	1	0	0	4	18	25	13	1	0	0	0	0	63	41-50	43
8:00 AM	5	0	0	1	1	3	11	26	32	4	0	0	0	0	83	46-55	58
8:15 AM	3	0	0	1	2	5	31	34	16	5	0	0	0	0	97	41-50	65
8:30 AM	4	0	0	0	1	7	27	49	22	6	0	0	0	0	116	41-50	76
8:45 AM	11	0	0	0	0	10	33	51	20	2	0	0	0	0	127	41-50	84
9:00 AM	5	0	0	4	8	10	21	33	28	3	0	0	0	0	112	46-55	60
9:15 AM	7	0	0	1	9	14	33	48	13	5	0	0	0	0	130	41-50	80
9:30 AM	7	0	0	0	1	11	51	51	23	4	0	0	0	0	148	41-50	101
9:45 AM	8	0	0	1	6	17	40	55	15	0	0	0	0	0	142	41-50	95
10:00 AM	9	0	0	2	4	20	54	44	11	1	0	0	0	0	145	41-50	98
10:15 AM	6	0	0	5	14	10	39	43	13	5	0	0	0	0	135	41-50	81
10:30 AM	5	0	0	4	6	15	45	34	13	5	0	0	0	0	127	41-50	79
10:45 AM	11	0	0	1	2	14	38	55	21	2	0	0	0	0	144	41-50	93
11:00 AM	3	0	0	1	3	15	34	49	8	1	0	0	0	0	114	41-50	83
11:15 AM	15	0	0	1	6	12	53	50	10	0	0	0	0	0	147	41-50	103
11:30 AM	2	2	1	1	9	7	41	58	12	2	0	0	0	0	135	41-50	98
11:45 AM	4	1	0	0	8	14	31	42	18	2	0	0	0	0	120	41-50	73
Day Total																	
Percent																	
AM Peak Volume																	
PM Peak Volume																	
Comments:																	

LOCATION: 11. N Shingle Rd to Lotus Rd SPECIFIC LOCATION: 0 ft from CITY/STATE: El Dorado Hills, CA															QC JOB #: 12004743 DIRECTION: EB/WB DATE: May 03 2014		
Start Time	15	20	25	30	35	40	45	50	55	60	65	70	75	999	Total	Pace Speed	Number in Pace
12:00 PM	5	0	0	0	2	22	57	50	14	1	0	0	0	0	151	41-50	107
12:15 PM	6	0	1	3	5	17	46	52	14	2	0	0	0	0	146	41-50	98
12:30 PM	4	0	0	3	6	16	47	51	9	5	0	0	0	0	141	41-50	97
12:45 PM	11	0	0	1	3	11	38	41	20	0	0	0	0	0	125	41-50	79
1:00 PM	7	0	0	2	4	7	51	52	17	2	0	0	0	0	142	41-50	103
1:15 PM	8	0	0	1	3	19	42	60	21	0	0	0	0	0	154	41-50	102
1:30 PM	8	0	0	2	2	19	54	52	11	4	0	0	0	0	152	41-50	106
1:45 PM	8	0	0	2	3	12	39	56	15	1	0	0	0	0	136	41-50	94
2:00 PM	10	0	0	2	8	17	53	71	16	1	0	0	0	0	178	41-50	123
2:15 PM	8	0	0	2	2	13	47	55	19	2	0	0	0	0	148	41-50	102
2:30 PM	6	2	1	5	8	6	41	56	14	3	0	0	0	0	142	41-50	96
2:45 PM	4	0	2	2	3	28	46	40	10	4	0	0	0	0	139	41-50	86
3:00 PM	14	0	0	1	6	15	61	35	16	2	0	0	0	0	150	41-50	96
3:15 PM	7	0	0	1	7	21	40	49	21	3	0	0	0	0	149	41-50	89
3:30 PM	9	1	0	1	2	9	45	54	14	4	0	0	0	0	139	41-50	99
3:45 PM	15	0	1	3	5	20	48	36	11	0	0	0	0	0	139	41-50	83
4:00 PM	6	0	0	1	1	16	25	45	27	3	1	0	0	0	125	46-55	72
4:15 PM	7	0	1	3	3	9	50	76	11	3	0	0	0	0	163	41-50	125
4:30 PM	4	0	1	0	2	9	42	60	19	0	0	0	0	0	137	41-50	102
4:45 PM	8	0	0	1	3	7	40	48	21	2	0	0	0	0	130	41-50	87
5:00 PM	5	0	0	0	1	15	51	52	16	4	0	0	0	0	144	41-50	103
5:15 PM	11	0	0	4	3	9	40	54	14	1	1	0	0	0	137	41-50	94
5:30 PM	4	0	0	7	5	6	49	46	19	0	0	0	0	0	136	41-50	94
5:45 PM	4	0	1	1	0	12	24	54	13	2	0	0	0	0	111	41-50	78
Day Total																	
Percent																	
AM Peak Volume																	
PM Peak Volume																	
Comments:																	

LOCATION: 11. N Shingle Rd to Lotus Rd SPECIFIC LOCATION: 0 ft from CITY/STATE: El Dorado Hills, CA															QC JOB #: 12004743 DIRECTION: EB/WB DATE: May 03 2014		
Start Time	1 15	16 20	21 25	26 30	31 35	36 40	41 45	46 50	51 55	56 60	61 65	66 70	71 75	76 999	Total	Pace Speed	Number in Pace
6:00 PM	13	0	1	0	2	6	28	47	22	2	0	0	0	0	121	41-50	75
6:15 PM	7	0	0	1	3	7	32	38	17	5	1	0	0	0	111	41-50	69
6:30 PM	15	0	0	1	1	15	43	29	10	2	0	0	0	0	116	41-50	72
6:45 PM	3	0	0	0	0	10	26	41	10	1	1	0	0	0	92	41-50	67
7:00 PM	7	0	1	2	4	4	26	36	17	1	0	0	0	0	98	41-50	62
7:15 PM	5	0	0	1	0	6	20	36	12	4	0	0	0	0	84	41-50	56
7:30 PM	4	0	0	0	2	5	25	31	19	1	1	0	0	0	88	41-50	56
7:45 PM	4	2	0	0	2	9	30	26	15	1	0	0	0	0	89	41-50	56
8:00 PM	7	0	0	1	3	7	20	32	11	1	0	0	0	0	82	41-50	52
8:15 PM	3	0	0	1	1	3	29	22	6	0	0	0	0	0	65	41-50	51
8:30 PM	6	0	0	1	3	11	12	23	10	0	0	0	0	0	66	41-50	35
8:45 PM	4	0	0	1	4	4	12	19	3	1	0	0	0	0	48	41-50	30
9:00 PM	5	0	0	1	2	5	22	19	6	2	0	0	0	0	62	41-50	40
9:15 PM	3	0	0	0	6	5	21	20	9	0	0	0	0	0	64	41-50	41
9:30 PM	1	0	0	0	4	5	16	9	7	1	0	0	0	0	43	41-50	24
9:45 PM	1	0	0	1	2	3	10	16	6	0	0	0	0	0	39	41-50	26
10:00 PM	1	0	0	0	1	3	13	17	10	0	1	0	0	0	46	42-51	29
10:15 PM	5	0	0	0	2	1	15	19	5	0	0	0	0	0	47	41-50	33
10:30 PM	2	0	0	1	0	5	10	24	5	1	1	0	0	0	49	41-50	34
10:45 PM	2	0	0	1	2	3	9	20	2	1	0	0	0	0	40	41-50	29
11:00 PM	0	0	0	0	0	0	11	9	2	1	0	0	0	0	23	41-50	19
11:15 PM	1	0	0	0	1	3	4	16	2	2	0	0	0	0	29	41-50	20
11:30 PM	0	0	0	0	0	0	8	7	4	0	0	0	0	0	19	42-51	14
11:45 PM	0	0	0	0	0	1	7	5	1	0	0	0	0	0	14	41-50	12
Day Total	413	8	14	87	229	676	2214	2722	1016	171	12	1	0	0	7563	41-50	4935
Percent	5.5%	0.1%	0.2%	1.2%	3.0%	8.9%	29.3%	36.0%	13.4%	2.3%	0.2%	0.0%	0.0%	0.0%			
ADT 7563																	
AM Peak	11:15 AM	11:30 AM	4:15 AM	10:15 AM	10:15 AM	10:00 AM	10:00 AM	11:30 AM	8:00 AM	7:30 AM	12:00 AM	5:30 AM			9:30 AM		
Volume	15	2	1	5	14	20	54	58	32	9	2	1			148		
PM Peak	3:45 PM	2:30 PM	2:45 PM	5:30 PM	2:00 PM	2:45 PM	3:00 PM	4:15 PM	4:00 PM	12:30 PM	4:00 PM				2:00 PM		
Volume	15	2	2	7	8	28	61	76	27	5	1				178		
<i>Comments:</i>																	

LOCATION: 11. N Shingle Rd to Lotus Rd SPECIFIC LOCATION: 0 ft from CITY/STATE: El Dorado Hills, CA															QC JOB #: 12004743 DIRECTION: EB/WB DATE: May 04 2014		
Start Time	15	20	25	30	35	40	45	50	55	60	65	70	75	999	Total	Pace Speed	Number in Pace
12:00 AM	0	0	0	0	0	1	3	6	4	0	0	0	0	0	14	46-55	10
12:15 AM	0	0	0	0	0	1	2	7	3	0	0	0	0	0	13	46-55	10
12:30 AM	1	0	0	0	1	1	5	4	1	1	0	0	0	0	14	41-50	9
12:45 AM	0	0	0	0	2	1	2	7	2	1	0	0	0	0	15	41-50	9
1:00 AM	1	0	0	0	0	1	3	2	0	0	0	0	0	0	7	41-50	5
1:15 AM	0	0	0	0	0	1	0	0	3	1	0	0	0	0	5	51-60	4
1:30 AM	2	0	0	0	0	0	0	3	4	0	0	0	0	0	9	46-55	7
1:45 AM	0	0	0	0	0	0	0	1	1	0	0	0	0	0	2	46-55	2
2:00 AM	0	0	0	0	0	0	0	4	3	0	1	0	0	0	8	47-56	6
2:15 AM	2	0	0	0	0	0	0	1	0	0	0	0	0	0	3	8-17	1
2:30 AM	0	0	0	0	0	2	1	2	0	1	0	0	0	0	6	41-50	3
2:45 AM	0	0	0	0	0	0	2	1	0	0	0	0	0	0	3	41-50	3
3:00 AM	0	0	0	0	0	0	0	2	0	0	0	0	0	0	2	41-50	2
3:15 AM	0	0	0	0	0	0	0	1	1	0	0	0	0	0	2	46-55	2
3:30 AM	0	0	0	0	0	0	0	0	2	0	0	0	0	0	2	46-55	2
3:45 AM	1	0	0	0	1	0	0	1	1	0	0	0	0	0	4	46-55	2
4:00 AM	0	0	0	0	0	0	0	1	2	0	0	0	0	0	3	46-55	3
4:15 AM	0	0	0	0	0	0	1	0	1	1	1	0	0	0	4	56-65	2
4:30 AM	1	0	0	0	0	0	0	1	0	0	0	0	0	0	2	41-50	1
4:45 AM	0	0	0	0	0	0	0	1	4	0	0	0	0	0	5	46-55	5
5:00 AM	0	0	0	0	0	0	1	1	0	1	0	0	0	0	3	41-50	2
5:15 AM	0	0	0	1	0	1	1	1	6	1	1	0	1	0	13	46-55	7
5:30 AM	1	0	0	0	0	1	1	2	1	2	0	0	0	0	8	51-60	3
5:45 AM	1	0	0	1	0	1	2	2	8	2	0	0	0	0	17	46-55	10
Day Total																	
Percent																	
AM Peak																	
Volume																	
PM Peak																	
Volume																	
Comments:																	

LOCATION: 11. N Shingle Rd to Lotus Rd SPECIFIC LOCATION: 0 ft from CITY/STATE: El Dorado Hills, CA															QC JOB #: 12004743 DIRECTION: EB/WB DATE: May 04 2014		
Start Time	15	20	25	30	35	40	45	50	55	60	65	70	75	999	Total	Pace Speed	Number in Pace
6:00 AM	0	0	0	0	0	0	4	3	4	0	0	0	0	0	11	46-55	7
6:15 AM	0	0	0	0	1	0	1	7	6	3	0	0	0	0	18	47-56	12
6:30 AM	1	0	1	0	0	1	5	11	6	0	0	0	0	0	25	46-55	17
6:45 AM	0	0	1	1	0	1	5	4	7	3	0	0	0	0	22	51-60	10
7:00 AM	2	0	0	0	1	0	6	11	13	3	0	0	0	0	36	46-55	24
7:15 AM	2	0	0	0	1	1	5	17	10	5	1	0	0	0	42	46-55	27
7:30 AM	2	0	0	4	4	0	14	15	9	4	1	0	0	0	53	41-50	29
7:45 AM	2	0	0	3	1	3	16	16	14	4	0	0	0	0	59	41-50	32
8:00 AM	1	0	0	0	2	7	13	22	19	3	2	0	0	0	69	46-55	40
8:15 AM	4	0	0	2	3	3	13	22	11	1	0	0	0	0	59	41-50	35
8:30 AM	1	0	0	0	5	5	24	24	7	3	1	0	0	0	70	41-50	47
8:45 AM	5	0	0	2	1	6	32	36	13	5	0	0	0	0	100	41-50	68
9:00 AM	2	0	0	1	5	8	25	35	20	0	0	0	0	0	96	41-50	60
9:15 AM	2	1	2	2	3	3	13	41	30	7	0	0	0	0	104	46-55	71
9:30 AM	5	0	1	2	2	4	37	53	9	4	1	0	0	0	118	41-50	89
9:45 AM	10	0	0	1	3	17	35	43	8	3	0	0	0	0	120	41-50	77
10:00 AM	4	1	1	1	5	15	39	36	10	1	0	0	0	0	113	41-50	75
10:15 AM	9	0	0	0	1	14	51	36	11	6	1	0	0	0	129	41-50	86
10:30 AM	14	3	0	3	4	12	19	35	17	1	0	0	0	0	108	41-50	54
10:45 AM	9	0	0	0	2	10	21	38	15	2	0	0	0	0	97	41-50	58
11:00 AM	7	1	0	4	8	13	32	54	13	1	1	0	0	0	134	41-50	86
11:15 AM	5	0	0	2	9	21	36	47	13	2	0	0	0	0	135	41-50	83
11:30 AM	5	1	0	1	2	17	26	43	11	0	0	0	0	0	106	41-50	68
11:45 AM	11	0	0	0	4	24	44	46	17	2	1	0	0	0	149	41-50	89
Day Total																	
Percent																	
AM Peak Volume																	
PM Peak Volume																	
Comments:																	

LOCATION: 11. N Shingle Rd to Lotus Rd SPECIFIC LOCATION: 0 ft from CITY/STATE: El Dorado Hills, CA															QC JOB #: 12004743 DIRECTION: EB/WB DATE: May 04 2014		
Start Time	15	20	25	30	35	40	45	50	55	60	65	70	75	999	Total	Pace Speed	Number in Pace
12:00 PM	7	0	1	1	4	19	35	46	12	1	0	0	0	0	126	41-50	81
12:15 PM	5	0	0	1	5	13	45	41	12	2	0	0	0	0	124	41-50	85
12:30 PM	9	0	1	4	8	16	29	51	17	0	0	0	0	0	135	41-50	80
12:45 PM	10	0	0	2	9	14	30	35	19	2	0	0	0	0	121	41-50	65
1:00 PM	12	0	0	0	1	11	49	60	10	0	1	0	0	0	144	41-50	109
1:15 PM	2	0	0	1	5	17	38	44	14	1	0	0	0	0	122	41-50	82
1:30 PM	3	0	0	0	2	10	39	42	17	1	0	0	0	0	114	41-50	81
1:45 PM	4	0	0	2	2	20	26	49	11	3	0	0	0	0	117	41-50	75
2:00 PM	9	0	0	1	7	19	46	41	5	3	0	0	0	0	131	41-50	86
2:15 PM	7	0	0	1	2	8	43	50	18	2	0	0	0	0	131	41-50	93
2:30 PM	7	0	0	3	7	10	36	42	10	2	0	0	0	0	117	41-50	78
2:45 PM	7	0	0	0	2	13	56	48	11	2	1	0	0	0	140	41-50	103
3:00 PM	3	0	0	1	4	10	35	48	13	1	0	0	0	0	115	41-50	82
3:15 PM	16	0	1	1	4	18	41	40	8	0	0	0	0	0	129	41-50	81
3:30 PM	7	0	0	0	1	14	32	51	17	2	0	0	0	0	124	41-50	83
3:45 PM	8	0	0	4	7	15	48	52	18	1	0	0	0	0	153	41-50	100
4:00 PM	11	0	0	0	6	11	39	31	20	2	0	0	0	0	120	41-50	70
4:15 PM	6	0	0	0	6	12	49	45	17	0	0	0	0	0	135	41-50	94
4:30 PM	11	0	0	4	6	12	39	36	13	5	0	0	0	0	126	41-50	75
4:45 PM	9	0	0	0	5	11	27	41	17	3	0	0	0	0	113	41-50	68
5:00 PM	12	0	0	1	2	7	27	68	24	2	0	0	0	0	143	42-51	94
5:15 PM	7	1	1	1	3	13	35	41	26	3	0	0	0	0	131	41-50	76
5:30 PM	7	0	0	0	3	8	26	71	25	2	0	0	0	0	142	45-54	96
5:45 PM	4	0	0	0	2	3	21	52	17	1	0	0	0	0	100	41-50	73
Day Total																	
Percent																	
AM Peak Volume																	
PM Peak Volume																	
Comments:																	

LOCATION: 11. N Shingle Rd to Lotus Rd SPECIFIC LOCATION: 0 ft from CITY/STATE: El Dorado Hills, CA															QC JOB #: 12004743 DIRECTION: EB/WB DATE: May 04 2014				
Start Time	15	20	25	30	35	40	45	50	55	60	65	70	75	999	Total	Pace Speed	Number in Pace		
6:00 PM	1	0	0	0	1	6	40	34	13	3	0	0	0	0	98	41-50	74		
6:15 PM	4	0	0	2	6	1	22	41	16	1	0	0	0	0	93	41-50	63		
6:30 PM	7	0	1	1	0	6	25	31	12	4	0	0	0	0	87	41-50	56		
6:45 PM	1	0	0	0	5	6	22	34	12	1	0	0	0	0	81	41-50	55		
7:00 PM	4	0	0	2	5	4	11	33	18	3	1	0	0	0	81	46-55	50		
7:15 PM	2	0	0	0	4	7	36	28	10	2	0	0	0	0	89	41-50	63		
7:30 PM	2	0	0	1	2	6	13	32	9	2	0	0	0	0	67	41-50	45		
7:45 PM	4	0	0	1	2	6	23	30	7	1	0	0	0	0	74	41-50	53		
8:00 PM	2	0	0	4	2	8	13	22	12	1	0	0	0	0	64	41-50	35		
8:15 PM	0	0	0	0	2	1	21	24	11	2	0	0	0	0	61	41-50	44		
8:30 PM	2	0	0	2	1	4	16	31	7	0	0	0	0	0	63	41-50	47		
8:45 PM	3	0	0	0	2	6	18	25	4	1	1	0	0	0	60	41-50	43		
9:00 PM	1	0	0	0	0	7	12	14	9	0	0	0	0	0	43	42-51	25		
9:15 PM	1	0	0	3	0	2	7	9	7	3	0	0	0	0	32	41-50	16		
9:30 PM	0	0	0	0	1	2	16	11	2	0	0	0	0	0	32	41-50	27		
9:45 PM	2	0	0	1	1	2	7	6	5	0	0	0	0	0	24	43-52	12		
10:00 PM	1	0	0	0	2	1	5	14	3	0	0	0	0	0	26	41-50	19		
10:15 PM	0	0	0	1	1	2	4	12	6	1	0	0	0	0	27	46-55	18		
10:30 PM	2	0	0	0	1	3	2	9	1	0	0	0	0	0	18	41-50	11		
10:45 PM	0	0	0	0	1	0	6	10	3	1	0	0	0	0	21	41-50	16		
11:00 PM	2	0	0	0	1	1	5	2	3	0	0	0	0	0	14	41-50	7		
11:15 PM	1	0	0	0	0	0	4	4	0	0	0	0	0	0	9	41-50	8		
11:30 PM	1	0	0	0	0	0	3	3	2	0	0	0	0	0	9	46-55	5		
11:45 PM	0	0	0	0	0	2	2	3	1	0	1	0	0	0	9	45-54	4		
Day Total	339	8	11	77	214	583	1764	2333	884	141	17	0	1	0	6372	41-50	4097		
Percent	5.3%	0.1%	0.2%	1.2%	3.4%	9.1%	27.7%	36.6%	13.9%	2.2%	0.3%	0.0%	0.0%	0.0%					
ADT 6372																			
AM Peak Volume	10:30 AM	10:30 AM	9:15 AM	7:30 AM	11:15 AM	11:45 AM	10:15 AM	11:00 AM	9:15 AM	9:15 AM	8:00 AM	5:15 AM			11:45 AM				
	14	3	2	4	9	24	51	54	30	7	2	1			149				
PM Peak Volume	3:15 PM	5:15 PM	12:00 PM	12:30 PM	12:45 PM	1:45 PM	2:45 PM	5:30 PM	5:15 PM	4:30 PM	1:00 PM						3:45 PM		
	16	1	1	4	9	20	56	71	26	5	1						153		
<i>Comments:</i>																			

LOCATION: 11. N Shingle Rd to Lotus Rd SPECIFIC LOCATION: 0 ft from CITY/STATE: El Dorado Hills, CA															QC JOB #: 12004743 DIRECTION: EB/WB DATE: May 05 2014		
Start Time	15	20	25	30	35	40	45	50	55	60	65	70	75	999	Total	Pace Speed	Number in Pace
12:00 AM	1	0	0	1	0	1	5	2	1	3	1	0	0	0	15	41-50	7
12:15 AM	0	0	0	0	0	2	1	2	0	1	0	0	0	0	6	41-50	3
12:30 AM	2	0	0	0	0	1	1	2	0	0	0	0	0	0	6	41-50	3
12:45 AM	0	0	0	0	1	0	0	2	3	0	0	0	0	0	6	48-57	4
1:00 AM	0	0	0	0	0	0	1	1	0	0	0	0	0	0	2	41-50	2
1:15 AM	1	0	0	0	0	0	1	2	2	0	0	0	0	0	6	46-55	4
1:30 AM	0	0	0	0	0	1	0	3	1	0	0	0	0	0	5	46-55	4
1:45 AM	0	0	0	0	0	0	1	2	1	1	0	0	0	0	5	46-55	3
2:00 AM	1	0	0	0	0	0	0	1	1	0	0	0	0	0	3	46-55	2
2:15 AM	1	0	0	0	0	0	1	0	3	0	0	0	0	0	5	46-55	3
2:30 AM	0	0	0	1	0	0	1	2	0	1	0	0	0	0	5	41-50	3
2:45 AM	0	0	0	0	0	0	1	1	1	0	0	0	0	0	3	46-55	2
3:00 AM	2	0	0	0	0	0	0	2	1	0	1	0	0	0	6	46-55	3
3:15 AM	0	0	0	1	0	0	1	1	2	1	1	0	0	0	7	51-60	3
3:30 AM	0	0	0	0	1	0	0	5	3	0	1	0	0	0	10	46-55	7
3:45 AM	0	0	0	0	1	1	3	4	3	0	1	0	0	0	13	43-52	7
4:00 AM	1	0	0	0	0	0	0	2	7	1	0	0	0	0	11	46-55	9
4:15 AM	0	0	1	0	0	0	2	6	6	3	1	0	0	0	19	47-56	11
4:30 AM	3	0	0	0	0	0	1	2	6	6	1	0	0	0	19	51-60	11
4:45 AM	4	0	0	0	0	0	3	3	13	5	1	0	0	0	29	51-60	18
5:00 AM	1	0	0	0	0	0	1	8	8	5	0	0	0	0	23	46-55	16
5:15 AM	3	0	0	1	0	1	2	5	15	13	1	1	0	0	42	51-60	28
5:30 AM	3	0	0	0	1	0	1	18	27	4	0	0	0	0	54	46-55	45
5:45 AM	4	0	0	0	1	1	5	7	28	5	3	1	0	0	55	46-55	35
Day Total																	
Percent																	
AM Peak																	
Volume																	
PM Peak																	
Volume																	
Comments:																	

LOCATION: 11. N Shingle Rd to Lotus Rd SPECIFIC LOCATION: 0 ft from CITY/STATE: El Dorado Hills, CA															QC JOB #: 12004743 DIRECTION: EB/WB DATE: May 05 2014		
Start Time	1 15	16 20	21 25	26 30	31 35	36 40	41 45	46 50	51 55	56 60	61 65	66 70	71 75	76 999	Total	Pace Speed	Number in Pace
6:00 AM	3	0	0	2	2	3	8	23	28	5	0	0	0	0	74	46-55	50
6:15 AM	2	0	0	1	0	2	10	27	34	12	0	0	0	0	88	46-55	60
6:30 AM	3	0	0	0	2	4	21	34	41	18	2	0	0	0	125	46-55	75
6:45 AM	6	0	1	2	3	8	18	52	36	5	1	0	0	0	132	46-55	87
7:00 AM	3	0	0	1	4	6	23	53	29	11	0	0	0	0	130	46-55	82
7:15 AM	3	1	0	1	1	9	29	50	42	5	0	0	0	0	141	46-55	92
7:30 AM	2	0	0	2	3	9	39	54	41	4	2	0	0	0	156	46-55	94
7:45 AM	10	0	0	4	8	19	55	74	32	9	0	0	0	0	211	41-50	129
8:00 AM	9	0	1	2	5	14	34	63	35	4	0	0	0	0	167	46-55	98
8:15 AM	5	0	1	1	7	11	36	45	30	5	0	0	0	0	141	41-50	81
8:30 AM	5	0	0	2	4	12	39	44	22	2	0	0	0	0	130	41-50	83
8:45 AM	7	0	0	2	4	12	44	59	15	5	0	0	0	0	148	41-50	103
9:00 AM	8	0	0	3	2	7	35	59	26	3	0	0	0	0	143	41-50	94
9:15 AM	3	0	1	2	5	17	31	31	19	0	0	0	0	0	109	41-50	62
9:30 AM	3	0	0	0	6	26	38	43	18	2	0	0	0	0	136	41-50	80
9:45 AM	6	0	0	1	7	9	31	44	11	3	1	0	0	0	113	41-50	75
10:00 AM	7	0	0	0	3	19	29	32	10	3	1	0	0	0	104	41-50	61
10:15 AM	3	0	0	0	0	10	54	41	13	1	0	0	0	0	122	41-50	94
10:30 AM	4	0	0	2	3	2	34	59	18	2	0	0	0	0	124	41-50	93
10:45 AM	2	0	0	1	1	6	25	37	16	4	0	0	0	0	92	41-50	62
11:00 AM	5	0	0	1	5	17	27	32	12	1	0	0	0	0	100	41-50	59
11:15 AM	0	0	0	0	4	15	33	27	9	0	1	0	0	0	89	41-50	60
11:30 AM	2	0	0	0	2	5	29	39	12	1	0	0	0	0	90	41-50	68
11:45 AM	1	0	0	1	1	9	31	40	14	1	0	0	0	0	98	41-50	71
Day Total																	
Percent																	
AM Peak																	
Volume																	
PM Peak																	
Volume																	
Comments:																	

LOCATION: 11. N Shingle Rd to Lotus Rd SPECIFIC LOCATION: 0 ft from CITY/STATE: El Dorado Hills, CA															QC JOB #: 12004743 DIRECTION: EB/WB DATE: May 05 2014		
Start Time	15	20	25	30	35	40	45	50	55	60	65	70	75	999	Total	Pace Speed	Number in Pace
12:00 PM	5	0	0	4	4	10	37	31	15	0	0	0	0	0	106	41-50	68
12:15 PM	5	0	0	0	5	12	24	44	11	0	0	0	0	0	101	41-50	68
12:30 PM	7	1	0	1	4	9	37	41	16	0	0	0	0	0	116	41-50	78
12:45 PM	3	0	1	1	0	18	38	39	14	2	0	0	0	0	116	41-50	77
1:00 PM	0	0	0	0	4	6	37	39	17	3	0	0	0	0	106	41-50	76
1:15 PM	7	0	1	0	1	6	35	45	12	1	0	0	0	0	108	41-50	80
1:30 PM	3	0	0	2	6	7	24	34	11	1	0	0	0	0	88	41-50	57
1:45 PM	7	0	1	0	3	25	44	55	20	0	0	0	0	0	155	41-50	99
2:00 PM	4	0	0	1	3	22	36	41	15	1	0	0	0	0	123	41-50	77
2:15 PM	7	0	1	1	9	18	52	36	13	0	0	0	0	0	137	41-50	87
2:30 PM	9	0	0	1	1	13	46	50	22	0	0	0	0	0	142	41-50	96
2:45 PM	3	0	3	4	5	15	44	40	17	0	0	0	0	0	131	41-50	84
3:00 PM	11	0	2	9	10	19	38	39	18	5	0	0	0	0	151	41-50	77
3:15 PM	7	0	0	3	12	14	33	33	24	5	1	0	0	0	132	41-50	65
3:30 PM	5	0	0	1	7	8	18	59	24	9	2	0	0	0	133	46-55	83
3:45 PM	8	0	0	0	5	6	33	60	30	11	1	0	0	0	154	41-50	93
4:00 PM	2	0	0	1	8	18	31	42	39	12	3	0	0	0	156	46-55	81
4:15 PM	7	0	0	1	4	14	24	53	43	12	5	0	0	0	163	46-55	95
4:30 PM	6	0	1	1	2	15	30	77	43	11	1	0	0	0	187	46-55	119
4:45 PM	12	0	0	0	3	7	27	79	46	12	1	0	0	0	187	46-55	124
5:00 PM	4	1	0	0	1	6	24	74	40	14	1	0	0	0	165	46-55	114
5:15 PM	4	0	0	0	7	4	40	61	44	6	2	1	0	0	169	46-55	105
5:30 PM	7	0	0	4	3	7	29	68	42	20	2	1	0	0	183	46-55	110
5:45 PM	9	0	0	1	5	13	35	61	42	8	3	0	0	0	177	46-55	103
Day Total																	
Percent																	
AM Peak Volume																	
PM Peak Volume																	
Comments:																	

LOCATION: 11. N Shingle Rd to Lotus Rd SPECIFIC LOCATION: 0 ft from CITY/STATE: El Dorado Hills, CA															QC JOB #: 12004743 DIRECTION: EB/WB DATE: May 05 2014		
Start Time	15	16	21	26	31	36	41	46	51	56	61	66	71	76	Total	Pace Speed	Number in Pace
	15	20	25	30	35	40	45	50	55	60	65	70	75	999			
6:00 PM	8	0	0	1	3	0	24	51	36	3	5	1	0	0	132	46-55	86
6:15 PM	6	0	1	0	0	5	17	65	32	6	1	0	0	0	133	46-55	97
6:30 PM	1	1	0	2	0	11	24	50	31	5	0	0	0	0	125	46-55	80
6:45 PM	3	0	0	1	2	7	10	25	26	9	1	0	0	0	84	46-55	51
7:00 PM	3	0	0	0	1	6	13	31	24	4	2	0	0	0	84	46-55	54
7:15 PM	3	0	0	1	1	0	8	30	25	6	1	0	1	0	76	46-55	55
7:30 PM	1	0	0	0	1	1	7	30	22	9	0	0	0	0	71	46-55	52
7:45 PM	3	0	1	0	3	2	15	36	21	5	2	0	0	0	88	46-55	57
8:00 PM	4	0	0	0	1	3	15	24	16	7	2	1	0	0	73	46-55	40
8:15 PM	1	0	0	0	4	7	14	26	10	6	1	0	0	0	69	41-50	40
8:30 PM	2	0	0	0	1	1	25	26	12	3	1	0	0	0	71	41-50	51
8:45 PM	1	0	0	0	0	3	10	30	19	1	2	0	0	0	66	46-55	48
9:00 PM	5	0	0	0	2	1	11	24	19	2	2	0	0	0	66	46-55	42
9:15 PM	0	0	0	0	0	3	12	12	11	1	1	0	0	0	40	46-55	23
9:30 PM	0	0	0	1	2	2	7	7	8	1	0	0	0	0	28	46-55	15
9:45 PM	1	0	0	0	1	0	11	12	6	1	0	0	0	0	32	41-50	22
10:00 PM	0	0	0	0	0	4	6	10	8	1	1	0	0	0	30	46-55	18
10:15 PM	5	0	0	0	1	3	6	6	3	2	0	0	0	0	26	42-51	11
10:30 PM	0	0	0	0	1	0	5	7	6	5	0	0	0	0	24	48-57	12
10:45 PM	2	0	0	0	0	0	2	1	5	0	1	0	0	0	11	46-55	6
11:00 PM	0	0	0	0	0	1	5	2	4	0	0	0	0	0	12	41-50	7
11:15 PM	0	0	0	0	0	4	2	7	5	1	0	0	0	0	19	46-55	12
11:30 PM	0	0	0	0	0	1	3	5	2	2	0	0	0	0	13	41-50	8
11:45 PM	0	0	0	0	1	1	3	3	0	3	0	0	0	0	11	42-51	5
Day Total	320	4	17	77	224	617	1856	2866	1664	371	65	6	1	0	8088	41-50	4722
Percent	4.0%	0.0%	0.2%	1.0%	2.8%	7.6%	22.9%	35.4%	20.6%	4.6%	0.8%	0.1%	0.0%	0.0%			
ADT 8088																	
AM Peak	7:45 AM	7:15 AM	4:15 AM	7:45 AM	7:45 AM	9:30 AM	7:45 AM	7:45 AM	7:15 AM	6:30 AM	5:45 AM	5:15 AM			7:45 AM		
Volume	10	1	1	4	8	26	55	74	42	18	3	1			211		
PM Peak	4:45 PM	12:30 PM	2:45 PM	3:00 PM	3:15 PM	1:45 PM	2:15 PM	4:45 PM	4:45 PM	5:30 PM	4:15 PM	5:15 PM	7:15 PM		4:30 PM		
Volume	12	1	3	9	12	25	52	79	46	20	5	1	1		187		
<i>Comments:</i>																	

LOCATION: 11. N Shingle Rd to Lotus Rd SPECIFIC LOCATION: 0 ft from CITY/STATE: El Dorado Hills, CA															QC JOB #: 12004743 DIRECTION: EB/WB DATE: May 06 2014		
Start Time	15	20	25	30	35	40	45	50	55	60	65	70	75	999	Total	Pace Speed	Number in Pace
12:00 AM	3	0	0	0	0	0	0	3	3	1	0	0	0	0	10	48-57	5
12:15 AM	0	0	0	0	1	0	0	4	4	0	0	0	0	0	9	46-55	8
12:30 AM	0	0	0	0	0	0	0	1	1	0	0	0	0	0	2	46-55	2
12:45 AM	0	0	0	0	0	0	0	2	4	0	0	0	0	0	6	46-55	6
1:00 AM	0	0	0	0	0	0	0	1	3	0	0	0	0	0	4	46-55	4
1:15 AM	0	0	0	0	0	0	0	2	2	0	0	0	0	0	4	46-55	4
1:30 AM	0	0	0	0	0	0	0	0	1	0	0	0	0	0	1	46-55	1
1:45 AM	0	0	0	0	0	0	2	1	1	1	0	0	0	0	5	41-50	3
2:00 AM	1	0	0	0	0	0	0	0	1	0	0	0	0	0	2	46-55	1
2:15 AM	0	0	0	0	0	0	0	1	0	1	0	0	0	0	2	41-50	1
2:30 AM	1	0	0	0	0	0	0	3	0	0	0	0	0	0	4	41-50	3
2:45 AM	0	0	0	0	0	1	1	0	2	1	1	0	0	0	6	51-60	3
3:00 AM	0	0	0	0	0	0	0	0	1	0	0	0	0	0	1	46-55	1
3:15 AM	2	0	0	1	0	1	0	1	0	1	0	0	0	0	6	8-17	1
3:30 AM	0	0	0	0	0	0	0	3	1	2	0	1	0	0	7	46-55	4
3:45 AM	3	0	0	0	1	0	0	0	0	0	0	1	0	0	5	6-15	2
4:00 AM	3	0	1	0	0	0	0	2	2	4	2	0	0	0	14	56-65	6
4:15 AM	0	0	0	0	1	0	0	3	5	2	0	1	0	0	12	46-55	8
4:30 AM	0	0	0	0	0	0	0	7	5	4	3	0	0	0	19	46-55	12
4:45 AM	2	0	0	0	1	1	1	5	6	1	3	1	0	0	21	47-56	10
5:00 AM	2	0	0	1	2	0	2	2	11	10	4	0	0	0	34	51-60	21
5:15 AM	3	0	0	0	1	0	0	2	10	23	11	0	1	0	51	56-65	34
5:30 AM	3	0	0	0	2	1	1	13	19	11	4	0	0	0	54	48-57	31
5:45 AM	4	0	0	0	3	0	3	4	10	26	9	0	0	0	59	51-60	36
Day Total																	
Percent																	
AM Peak																	
Volume																	
PM Peak																	
Volume																	
Comments:																	

LOCATION: 11. N Shingle Rd to Lotus Rd SPECIFIC LOCATION: 0 ft from CITY/STATE: El Dorado Hills, CA															QC JOB #: 12004743 DIRECTION: EB/WB DATE: May 06 2014		
Start Time	15	16	21	26	31	36	41	46	51	56	61	66	71	76	Total	Pace Speed	Number in Pace
	15	20	25	30	35	40	45	50	55	60	65	70	75	999			
6:00 AM	5	0	0	1	0	4	3	10	26	16	6	1	0	0	72	51-60	42
6:15 AM	3	0	0	2	1	1	2	18	27	26	11	0	0	0	91	51-60	53
6:30 AM	9	1	0	2	4	2	7	17	43	25	8	1	0	0	119	51-60	68
6:45 AM	4	0	0	3	4	5	5	20	40	36	4	1	0	0	122	51-60	76
7:00 AM	7	0	0	1	3	3	18	32	49	31	9	0	0	0	153	46-55	81
7:15 AM	2	0	0	0	2	1	13	46	63	21	3	1	0	0	152	46-55	108
7:30 AM	17	3	5	6	5	18	16	38	36	12	3	0	0	0	159	46-55	74
7:45 AM	5	0	0	0	4	5	15	42	49	50	3	2	0	1	176	51-60	99
8:00 AM	6	0	0	1	0	4	16	56	40	35	10	0	0	0	168	46-55	96
8:15 AM	7	0	0	1	2	3	22	33	47	24	5	0	0	0	144	46-55	80
8:30 AM	3	0	0	1	2	9	24	55	32	16	3	1	0	0	146	46-55	87
8:45 AM	2	0	0	0	7	3	32	60	35	21	1	2	0	0	163	46-55	95
9:00 AM	1	0	0	2	3	8	19	34	30	14	3	1	0	0	115	46-55	64
9:15 AM	3	0	0	0	0	2	21	32	22	18	2	0	0	0	100	46-55	54
9:30 AM	7	0	0	0	3	8	27	36	26	6	0	0	0	0	113	41-50	63
9:45 AM	1	0	0	1	2	13	16	31	27	10	0	0	0	0	101	46-55	58
10:00 AM	3	0	0	1	2	11	16	42	21	8	2	0	0	0	106	46-55	63
10:15 AM	3	0	0	1	2	7	15	31	26	7	0	0	0	0	92	46-55	57
10:30 AM	10	0	0	0	2	8	19	43	30	5	1	0	0	0	118	46-55	73
10:45 AM	1	0	0	0	5	5	18	41	35	6	1	0	0	0	112	46-55	76
11:00 AM	3	0	0	1	3	6	27	40	23	5	1	0	0	0	109	41-50	67
11:15 AM	3	0	1	0	2	10	20	40	23	6	0	0	0	0	105	46-55	62
11:30 AM	3	0	0	2	1	2	23	33	19	8	1	0	0	0	92	42-51	55
11:45 AM	2	0	0	4	4	8	27	32	21	10	0	1	0	0	109	41-50	59
Day Total																	
Percent																	
AM Peak Volume																	
PM Peak Volume																	
Comments:																	

LOCATION: 11. N Shingle Rd to Lotus Rd SPECIFIC LOCATION: 0 ft from CITY/STATE: El Dorado Hills, CA															QC JOB #: 12004743 DIRECTION: EB/WB DATE: May 06 2014		
Start Time	15	20	25	30	35	40	45	50	55	60	65	70	75	999	Total	Pace Speed	Number in Pace
12:00 PM	3	1	1	0	1	7	18	45	25	11	2	0	0	0	114	46-55	70
12:15 PM	4	0	0	0	1	8	28	32	28	9	0	0	0	0	110	42-51	60
12:30 PM	1	0	0	1	2	5	24	37	27	5	5	0	0	0	107	46-55	64
12:45 PM	5	0	0	1	4	4	19	33	26	12	2	0	0	0	106	46-55	59
1:00 PM	7	0	0	1	4	4	26	32	24	15	2	0	0	0	115	41-50	58
1:15 PM	4	0	0	3	1	11	26	35	23	8	3	0	0	0	114	41-50	61
1:30 PM	6	0	0	1	3	3	15	43	29	8	0	0	0	0	108	46-55	72
1:45 PM	9	0	0	1	3	10	27	30	28	5	1	0	0	0	114	46-55	57
2:00 PM	6	0	0	1	5	17	21	38	24	9	2	0	1	0	124	46-55	61
2:15 PM	7	0	0	2	4	21	28	33	23	7	4	0	0	0	129	41-50	60
2:30 PM	6	0	0	2	5	10	32	42	36	9	4	0	0	0	146	46-55	78
2:45 PM	6	0	0	4	8	14	33	35	32	12	1	0	0	0	145	41-50	68
3:00 PM	6	0	1	2	3	7	23	47	31	9	1	0	0	0	130	46-55	77
3:15 PM	10	0	0	0	6	16	42	47	22	9	1	0	0	0	153	41-50	89
3:30 PM	6	0	0	0	4	5	44	43	28	5	1	1	0	0	137	41-50	86
3:45 PM	12	0	0	1	6	19	24	56	24	6	1	0	0	0	149	46-55	80
4:00 PM	5	0	0	0	3	6	35	55	37	3	2	0	0	0	146	46-55	92
4:15 PM	5	0	0	0	0	11	35	61	31	11	1	0	0	0	155	42-51	95
4:30 PM	15	0	0	3	7	17	31	62	30	6	0	0	0	0	171	41-50	93
4:45 PM	4	0	0	1	4	13	30	75	51	23	0	0	0	0	201	46-55	125
5:00 PM	12	0	0	0	2	6	50	76	40	12	2	0	0	0	200	41-50	125
5:15 PM	14	0	0	0	6	5	15	73	50	16	4	0	0	0	183	46-55	123
5:30 PM	17	0	0	0	3	7	49	77	43	10	2	0	0	0	208	41-50	126
5:45 PM	6	0	0	1	4	3	30	64	38	10	1	0	0	0	157	46-55	101
Day Total																	
Percent																	
AM Peak Volume																	
PM Peak Volume																	
Comments:																	

LOCATION: 11. N Shingle Rd to Lotus Rd SPECIFIC LOCATION: 0 ft from CITY/STATE: El Dorado Hills, CA															QC JOB #: 12004743 DIRECTION: EB/WB DATE: May 06 2014		
Start Time	1 15	16 20	21 25	26 30	31 35	36 40	41 45	46 50	51 55	56 60	61 65	66 70	71 75	76 999	Total	Pace Speed	Number in Pace
6:00 PM	8	0	0	0	3	6	25	63	40	9	1	0	0	0	155	46-55	103
6:15 PM	2	0	0	0	1	6	19	50	26	11	2	1	0	0	118	46-55	75
6:30 PM	3	0	0	0	7	4	29	51	19	10	2	0	0	0	125	41-50	80
6:45 PM	5	0	0	0	0	2	17	45	18	7	1	0	0	0	95	46-55	62
7:00 PM	2	0	0	0	3	7	16	51	17	6	2	1	0	0	105	46-55	68
7:15 PM	2	0	0	0	1	7	19	37	18	4	1	0	0	0	89	41-50	56
7:30 PM	4	0	0	3	1	5	11	31	21	6	1	1	0	0	84	46-55	52
7:45 PM	1	0	0	0	1	6	14	31	14	3	2	0	0	0	72	41-50	45
8:00 PM	6	0	2	2	6	9	20	39	13	9	1	0	0	0	107	41-50	58
8:15 PM	4	0	0	0	0	5	18	21	13	3	0	0	0	0	64	41-50	39
8:30 PM	2	0	1	1	1	3	26	11	8	9	1	1	0	0	64	41-50	37
8:45 PM	1	0	0	0	1	1	15	27	15	1	0	0	0	0	61	41-50	42
9:00 PM	4	0	0	0	1	4	7	24	7	3	1	0	0	0	51	41-50	31
9:15 PM	2	0	0	0	1	1	4	15	17	5	0	0	0	0	45	46-55	31
9:30 PM	0	0	0	1	0	4	10	22	1	2	0	0	0	0	40	41-50	31
9:45 PM	2	0	0	0	0	1	9	14	11	2	0	0	0	0	39	46-55	25
10:00 PM	0	0	0	0	2	2	8	21	3	3	0	0	0	0	39	41-50	29
10:15 PM	3	0	0	1	2	3	4	10	4	3	1	0	0	0	31	46-55	14
10:30 PM	1	0	0	0	1	1	7	5	7	1	2	0	0	0	25	41-50	12
10:45 PM	2	0	0	0	0	0	1	5	5	1	0	0	0	0	14	46-55	10
11:00 PM	0	0	0	0	0	0	2	6	4	2	0	0	0	0	14	46-55	10
11:15 PM	0	0	0	0	1	2	2	5	6	2	0	0	0	0	18	47-56	10
11:30 PM	3	0	0	0	0	1	0	2	1	1	0	0	0	0	8	46-55	3
11:45 PM	0	0	0	0	0	1	0	6	2	0	0	0	0	0	9	46-55	8
Day Total	370	5	12	65	197	460	1419	2685	1922	837	174	20	2	1	8169	46-55	4606
Percent	4.5%	0.1%	0.1%	0.8%	2.4%	5.6%	17.4%	32.9%	23.5%	10.2%	2.1%	0.2%	0.0%	0.0%			
ADT 8169																	
AM Peak Volume	7:30 AM	7:30 AM	7:30 AM	7:30 AM	8:45 AM	7:30 AM	8:45 AM	8:45 AM	7:15 AM	7:45 AM	5:15 AM	7:45 AM	5:15 AM	7:45 AM	7:45 AM		
	17	3	5	6	7	18	32	60	63	50	11	2	1	1	176		
PM Peak Volume	5:30 PM	12:00 PM	8:00 PM	2:45 PM	2:45 PM	2:15 PM	5:00 PM	5:30 PM	4:45 PM	4:45 PM	12:30 PM	3:30 PM	2:00 PM		208		
	17	1	2	4	8	21	50	77	51	23	5	1	1				
<i>Comments:</i>																	

LOCATION: 11. N Shingle Rd to Lotus Rd SPECIFIC LOCATION: 0 ft from CITY/STATE: El Dorado Hills, CA															QC JOB #: 12004743 DIRECTION: EB/WB DATE: May 07 2014		
Start Time	15	20	25	30	35	40	45	50	55	60	65	70	75	999	Total	Pace Speed	Number in Pace
12:00 AM	1	0	0	0	0	0	1	3	0	0	1	0	0	0	6	41-50	4
12:15 AM	0	0	0	0	0	0	1	5	1	0	0	0	0	0	7	41-50	6
12:30 AM	0	0	0	0	0	0	3	2	0	0	0	0	0	0	5	41-50	5
12:45 AM	0	0	0	0	0	1	2	1	2	0	0	0	0	0	6	46-55	3
1:00 AM	0	0	0	0	0	0	0	1	3	0	0	0	0	0	4	46-55	4
1:15 AM	0	0	0	0	0	0	1	2	2	1	0	0	1	0	7	46-55	4
1:30 AM	0	0	0	0	0	0	1	2	1	1	0	0	0	0	5	46-55	3
1:45 AM	0	0	0	0	0	1	2	0	2	0	0	0	0	0	5	36-45	3
2:00 AM	1	0	0	0	0	0	0	0	1	1	0	0	0	0	3	51-60	2
2:15 AM	1	0	0	0	0	0	0	0	1	0	0	0	0	0	2	46-55	1
2:30 AM	2	0	0	0	0	0	0	1	0	1	0	0	0	0	4	8-17	1
2:45 AM	0	0	0	0	0	1	0	0	1	0	0	0	0	0	2	31-40	1
3:00 AM	0	0	0	0	0	0	1	2	0	0	1	0	0	0	4	41-50	3
3:15 AM	0	0	0	0	0	0	0	1	1	0	0	0	0	0	2	46-55	2
3:30 AM	2	0	0	0	0	0	0	0	2	0	2	0	0	0	6	46-55	2
3:45 AM	1	0	0	0	0	0	0	1	1	1	1	0	0	0	5	56-65	2
4:00 AM	0	0	0	0	0	0	0	2	2	2	0	1	0	0	7	51-60	4
4:15 AM	1	0	1	0	0	0	0	2	7	5	3	1	1	0	21	51-60	12
4:30 AM	2	0	0	0	0	0	0	3	2	4	4	0	0	0	15	56-65	8
4:45 AM	1	0	0	0	0	2	0	5	7	4	5	1	1	0	26	51-60	11
5:00 AM	1	0	0	0	2	0	0	5	9	10	3	1	0	0	31	51-60	19
5:15 AM	3	0	0	0	1	0	0	13	5	15	8	0	0	0	45	56-65	23
5:30 AM	3	0	0	0	1	0	6	5	17	14	1	0	0	0	47	51-60	30
5:45 AM	2	0	0	0	1	1	1	15	21	9	14	0	0	0	64	46-55	36
Day Total																	
Percent																	
AM Peak Volume																	
PM Peak Volume																	
Comments:																	

LOCATION: 11. N Shingle Rd to Lotus Rd SPECIFIC LOCATION: 0 ft from CITY/STATE: El Dorado Hills, CA															QC JOB #: 12004743 DIRECTION: EB/WB DATE: May 07 2014		
Start Time	1 15	16 20	21 25	26 30	31 35	36 40	41 45	46 50	51 55	56 60	61 65	66 70	71 75	76 999	Total	Pace Speed	Number in Pace
6:00 AM	6	0	0	1	2	2	2	8	35	30	6	1	0	0	93	51-60	65
6:15 AM	8	1	0	0	0	4	3	14	22	23	13	0	0	0	88	51-60	44
6:30 AM	5	0	0	0	3	4	3	20	44	22	12	2	0	0	115	51-60	66
6:45 AM	2	0	1	0	3	4	8	28	40	29	12	2	1	0	130	51-60	69
7:00 AM	1	0	1	3	5	3	18	39	30	30	8	0	0	0	138	46-55	69
7:15 AM	9	0	0	1	0	3	12	44	52	24	9	0	0	1	155	46-55	96
7:30 AM	9	0	0	3	10	12	19	32	43	32	11	0	0	0	171	51-60	75
7:45 AM	8	0	0	1	3	4	17	53	62	17	5	0	0	0	170	46-55	115
8:00 AM	5	0	1	1	1	6	16	34	50	31	14	0	0	0	159	46-55	84
8:15 AM	2	0	1	2	2	2	15	43	41	16	4	0	0	0	128	46-55	83
8:30 AM	5	0	0	0	5	7	33	58	39	16	2	0	0	0	165	46-55	97
8:45 AM	3	0	0	1	2	5	26	38	43	27	2	0	0	0	147	46-55	80
9:00 AM	3	0	1	2	1	3	26	38	30	14	2	1	0	0	121	46-55	68
9:15 AM	2	0	0	3	1	6	13	42	31	9	3	0	0	0	110	46-55	73
9:30 AM	5	0	0	1	4	4	32	25	22	16	4	0	0	0	113	41-50	57
9:45 AM	5	0	0	1	2	8	18	38	32	13	2	0	0	0	119	46-55	70
10:00 AM	2	0	0	0	3	17	13	29	30	14	2	0	0	0	110	46-55	59
10:15 AM	6	0	0	2	9	10	9	43	20	7	2	1	0	0	109	46-55	63
10:30 AM	6	0	0	0	1	6	9	37	29	12	2	0	0	0	102	46-55	66
10:45 AM	4	0	0	1	5	8	18	25	20	9	1	0	0	0	91	46-55	45
11:00 AM	8	0	0	0	2	4	14	43	37	10	3	0	0	0	121	46-55	80
11:15 AM	2	0	0	0	3	5	24	36	18	11	3	0	0	0	102	41-50	60
11:30 AM	3	0	0	2	0	6	9	45	28	7	0	0	0	0	100	46-55	72
11:45 AM	6	0	0	3	7	2	20	49	32	9	0	0	0	0	128	46-55	81
Day Total																	
Percent																	
AM Peak																	
Volume																	
PM Peak																	
Volume																	
<i>Comments:</i>																	

LOCATION: 11. N Shingle Rd to Lotus Rd SPECIFIC LOCATION: 0 ft from CITY/STATE: El Dorado Hills, CA															QC JOB #: 12004743 DIRECTION: EB/WB DATE: May 07 2014		
Start Time	15	20	25	30	35	40	45	50	55	60	65	70	75	999	Total	Pace Speed	Number in Pace
12:00 PM	3	0	0	0	1	2	22	45	26	11	0	0	0	0	110	46-55	71
12:15 PM	4	0	2	0	0	8	23	47	32	12	1	0	0	0	129	46-55	79
12:30 PM	3	0	0	1	3	6	16	33	24	8	0	0	0	0	94	46-55	56
12:45 PM	2	0	0	0	3	16	32	32	26	9	1	0	0	0	121	41-50	64
1:00 PM	0	0	0	0	3	10	22	50	29	6	2	0	0	0	122	46-55	79
1:15 PM	4	0	0	0	6	11	20	42	20	9	3	0	0	0	115	41-50	62
1:30 PM	7	0	0	2	4	25	34	41	12	9	1	0	0	0	135	41-50	75
1:45 PM	6	0	0	1	0	12	31	58	16	5	0	0	0	0	129	41-50	88
2:00 PM	6	0	0	3	7	11	20	51	19	5	1	0	0	0	123	41-50	71
2:15 PM	9	0	0	1	6	9	38	46	26	12	2	0	0	0	149	41-50	83
2:30 PM	6	0	1	1	5	14	28	56	28	15	2	0	0	0	156	41-50	84
2:45 PM	7	0	1	0	1	12	31	52	42	8	0	0	0	0	154	46-55	94
3:00 PM	7	0	0	1	1	7	43	56	31	7	1	0	0	0	154	41-50	98
3:15 PM	6	0	0	0	3	11	41	59	46	15	2	0	0	0	183	46-55	104
3:30 PM	8	0	0	1	7	6	30	49	46	14	1	0	0	0	162	46-55	94
3:45 PM	6	0	1	3	10	14	35	43	30	8	1	0	0	0	151	41-50	77
4:00 PM	8	0	0	1	4	6	28	70	22	14	0	0	0	0	153	41-50	98
4:15 PM	4	0	1	0	3	3	26	75	43	8	0	0	0	0	163	46-55	117
4:30 PM	6	0	0	6	5	10	26	64	47	6	0	0	0	0	170	46-55	111
4:45 PM	5	0	0	4	6	7	40	75	35	12	3	0	0	0	187	41-50	115
5:00 PM	11	0	0	0	0	7	21	78	40	13	1	0	0	0	171	46-55	118
5:15 PM	13	0	0	1	7	12	45	69	40	9	1	2	0	0	199	41-50	114
5:30 PM	13	0	0	0	4	12	48	77	40	12	0	1	0	0	207	41-50	125
5:45 PM	4	0	0	0	5	7	30	66	37	15	2	0	0	0	166	46-55	103
Day Total																	
Percent																	
AM Peak Volume																	
PM Peak Volume																	
Comments:																	

LOCATION: 11. N Shingle Rd to Lotus Rd SPECIFIC LOCATION: 0 ft from CITY/STATE: El Dorado Hills, CA															QC JOB #: 12004743 DIRECTION: EB/WB DATE: May 07 2014		
Start Time	15	20	25	30	35	40	45	50	55	60	65	70	75	999	Total	Pace Speed	Number in Pace
6:00 PM	4	0	0	0	2	0	34	58	43	10	0	0	0	0	151	46-55	100
6:15 PM	4	0	0	0	4	10	31	53	27	10	2	0	0	0	141	42-51	83
6:30 PM	4	0	0	0	4	7	20	35	25	8	1	0	0	0	104	46-55	60
6:45 PM	6	0	0	0	0	2	20	57	47	8	1	0	0	0	141	46-55	104
7:00 PM	12	0	1	1	0	8	22	45	15	11	2	1	0	0	118	41-50	67
7:15 PM	5	0	0	2	5	5	19	41	21	3	0	1	0	0	102	46-55	62
7:30 PM	5	0	0	0	0	11	13	27	18	6	1	0	0	0	81	46-55	44
7:45 PM	3	0	0	0	4	2	19	21	27	4	1	0	0	0	81	46-55	48
8:00 PM	3	0	0	1	2	9	11	31	15	1	1	1	0	0	75	46-55	46
8:15 PM	4	0	0	5	3	5	18	37	12	3	0	1	0	0	88	41-50	55
8:30 PM	0	0	0	0	2	2	19	23	13	6	0	0	0	0	65	41-50	41
8:45 PM	6	0	0	1	0	1	8	28	11	2	0	0	0	0	57	46-55	39
9:00 PM	2	0	0	0	0	2	10	27	12	3	4	0	0	0	60	46-55	39
9:15 PM	5	0	0	0	0	2	13	11	11	5	2	0	0	0	49	41-50	24
9:30 PM	1	0	0	0	0	1	11	16	15	4	1	0	0	0	49	46-55	31
9:45 PM	2	0	0	0	1	2	3	8	7	2	1	0	1	0	27	46-55	14
10:00 PM	4	0	0	0	0	3	11	16	6	2	1	0	0	0	43	41-50	27
10:15 PM	1	0	0	0	0	2	5	11	9	1	0	0	0	0	29	46-55	19
10:30 PM	2	0	0	0	3	1	6	8	8	1	1	0	0	0	30	46-55	16
10:45 PM	1	0	0	0	0	1	2	6	7	2	0	0	0	0	19	47-56	12
11:00 PM	0	0	1	0	0	0	2	6	3	2	0	0	0	0	14	46-55	9
11:15 PM	0	0	0	0	0	1	1	4	2	2	0	0	0	0	10	46-55	6
11:30 PM	2	0	0	1	0	1	6	4	4	1	0	0	0	0	19	41-50	10
11:45 PM	1	0	0	0	0	2	0	5	8	2	0	0	0	0	18	46-55	13
Day Total	361	1	14	65	203	459	1430	2844	2041	837	209	18	5	1	8488	46-55	4885
Percent	4.3%	0.0%	0.2%	0.8%	2.4%	5.4%	16.8%	33.5%	24.0%	9.9%	2.5%	0.2%	0.1%	0.0%			
ADT 8488																	
AM Peak Volume	7:15 AM	6:15 AM	4:15 AM	7:00 AM	7:30 AM	10:00 AM	8:30 AM	8:30 AM	7:45 AM	7:30 AM	5:45 AM	6:30 AM	1:15 AM	7:15 AM	7:30 AM		
	9	1	1	3	10	17	33	58	62	32	14	2	1	1	171		
PM Peak Volume	5:15 PM	12:15 PM	4:30 PM	3:45 PM	1:30 PM	5:30 PM	5:00 PM	4:30 PM	2:30 PM	9:00 PM	5:15 PM	9:45 PM			5:30 PM		
	13	2	6	10	25	48	78	47	15	4	2	1			207		
<i>Comments:</i>																	

LOCATION: 11. N Shingle Rd to Lotus Rd SPECIFIC LOCATION: 0 ft from CITY/STATE: El Dorado Hills, CA															QC JOB #: 12004743 DIRECTION: EB/WB DATE: May 08 2014		
Start Time	15	20	25	30	35	40	45	50	55	60	65	70	75	999	Total	Pace Speed	Number in Pace
12:00 AM	0	0	0	0	0	1	1	7	4	1	0	1	0	0	15	46-55	11
12:15 AM	1	0	0	0	1	0	1	4	3	0	0	0	0	0	10	47-56	6
12:30 AM	1	0	0	0	0	1	0	3	0	1	0	0	0	0	6	41-50	3
12:45 AM	0	0	0	0	0	0	0	2	1	0	1	0	0	0	4	46-55	3
1:00 AM	0	0	0	0	0	0	0	2	3	0	0	0	0	0	5	48-57	4
1:15 AM	0	0	0	0	0	0	0	2	3	1	0	0	0	0	6	50-59	4
1:30 AM	1	1	0	0	0	0	1	0	0	1	0	0	0	0	4	15-24	1
1:45 AM	0	0	0	0	0	0	0	2	1	0	0	0	0	0	3	46-55	3
2:00 AM	0	0	0	0	0	0	0	0	2	0	1	0	0	0	3	46-55	2
2:15 AM	0	0	0	0	0	1	0	1	0	1	0	0	0	0	3	31-40	1
2:30 AM	0	0	0	0	0	0	0	0	1	1	0	0	0	0	2	51-60	2
2:45 AM	0	0	0	0	0	0	0	0	2	1	0	0	0	0	3	51-60	3
3:00 AM	2	0	0	0	1	0	0	1	0	0	0	0	0	0	4	8-17	1
3:15 AM	1	0	0	1	0	0	0	1	0	1	0	0	0	0	4	21-30	1
3:30 AM	1	0	0	0	0	0	0	0	3	1	0	0	0	0	5	51-60	4
3:45 AM	1	0	0	0	0	0	0	2	2	1	0	1	0	0	7	46-55	4
4:00 AM	1	0	0	0	1	0	0	1	0	2	2	0	0	0	7	56-65	4
4:15 AM	3	0	0	0	1	0	1	2	2	5	1	0	0	0	15	51-60	7
4:30 AM	0	0	0	0	1	0	1	4	3	8	6	1	0	0	24	56-65	13
4:45 AM	3	0	0	0	1	0	1	4	5	2	4	2	0	0	22	46-55	9
5:00 AM	1	0	0	1	3	0	2	3	2	9	5	0	0	0	26	56-65	14
5:15 AM	6	0	0	0	1	1	1	4	16	12	6	1	0	0	48	51-60	27
5:30 AM	2	0	0	1	1	1	2	14	12	15	4	2	0	0	54	51-60	27
5:45 AM	0	0	0	0	0	5	4	13	27	14	6	2	0	0	71	51-60	40
Day Total																	
Percent																	
AM Peak Volume																	
PM Peak Volume																	
Comments:																	

LOCATION: 11. N Shingle Rd to Lotus Rd SPECIFIC LOCATION: 0 ft from CITY/STATE: El Dorado Hills, CA															QC JOB #: 12004743 DIRECTION: EB/WB DATE: May 08 2014		
Start Time	1 15	16 20	21 25	26 30	31 35	36 40	41 45	46 50	51 55	56 60	61 65	66 70	71 75	76 999	Total	Pace Speed	Number in Pace
6:00 AM	4	0	0	0	1	1	2	14	18	23	6	1	1	0	71	51-60	41
6:15 AM	5	0	0	1	0	0	3	9	33	36	7	2	0	0	96	51-60	69
6:30 AM	7	0	0	0	1	1	15	31	33	32	9	0	0	0	129	51-60	65
6:45 AM	4	0	1	0	4	2	18	26	31	31	8	0	0	0	125	51-60	62
7:00 AM	5	0	0	1	0	1	13	37	44	31	5	0	0	0	137	46-55	81
7:15 AM	4	0	0	1	2	6	12	47	38	25	4	1	0	0	140	46-55	84
7:30 AM	6	0	0	0	2	8	20	46	58	29	7	1	0	0	177	46-55	103
7:45 AM	9	1	0	1	6	7	41	67	29	16	4	0	0	0	181	41-50	108
8:00 AM	8	1	4	11	28	28	42	22	2	2	0	0	0	0	148	36-45	70
8:15 AM	4	0	2	5	8	26	36	21	7	0	0	0	0	0	109	36-45	62
8:30 AM	7	6	11	20	50	41	10	7	0	0	0	0	0	0	152	31-40	90
8:45 AM	5	2	5	6	20	39	37	23	9	1	0	0	0	0	147	36-45	76
9:00 AM	6	0	0	2	14	14	50	25	13	0	0	0	0	0	124	41-50	75
9:15 AM	3	1	1	2	9	17	41	32	9	1	0	0	0	0	116	41-50	73
9:30 AM	2	0	0	0	6	36	59	23	15	3	0	0	0	0	144	36-45	95
9:45 AM	5	0	0	3	10	18	36	38	16	1	0	0	0	0	127	41-50	73
10:00 AM	2	0	0	3	5	10	17	50	33	5	3	0	0	0	128	46-55	82
10:15 AM	2	0	0	2	9	11	25	38	28	6	1	0	0	0	122	46-55	65
10:30 AM	2	0	0	0	1	9	22	33	24	5	0	0	0	0	96	46-55	56
10:45 AM	5	0	0	0	4	4	16	29	18	5	1	1	0	0	83	46-55	46
11:00 AM	0	0	0	3	2	10	19	38	22	4	0	0	0	0	98	46-55	60
11:15 AM	5	0	0	0	3	5	33	50	21	7	0	0	0	0	124	41-50	83
11:30 AM	3	0	0	0	4	11	18	44	21	5	0	0	0	0	106	46-55	65
11:45 AM	2	0	0	2	1	2	22	59	25	12	1	0	0	0	126	46-55	84
Day Total																	
Percent																	
AM Peak																	
Volume																	
PM Peak																	
Volume																	
Comments:																	

LOCATION: 11. N Shingle Rd to Lotus Rd SPECIFIC LOCATION: 0 ft from CITY/STATE: El Dorado Hills, CA															QC JOB #: 12004743 DIRECTION: EB/WB DATE: May 08 2014		
Start Time	1 15	16 20	21 25	26 30	31 35	36 40	41 45	46 50	51 55	56 60	61 65	66 70	71 75	76 999	Total	Pace Speed	Number in Pace
12:00 PM	3	0	0	0	3	11	23	52	30	10	2	0	0	0	134	46-55	82
12:15 PM	5	0	1	0	2	9	17	61	28	4	0	0	0	0	127	46-55	88
12:30 PM	4	0	0	1	1	12	24	44	19	6	3	0	0	0	114	41-50	68
12:45 PM	2	0	0	0	3	2	14	47	36	10	0	0	0	0	114	46-55	82
1:00 PM	2	0	0	0	6	3	26	48	16	2	0	0	0	0	103	41-50	73
1:15 PM	0	0	0	0	3	3	23	50	26	3	2	1	0	0	111	46-55	75
1:30 PM	3	0	0	1	3	2	12	38	29	3	1	1	0	0	93	46-55	67
1:45 PM	8	0	0	3	4	2	29	42	23	5	0	0	0	0	116	41-50	71
2:00 PM	2	0	0	1	5	13	32	35	30	12	6	0	0	0	136	41-50	67
2:15 PM	4	0	0	0	8	5	26	59	29	5	1	0	0	0	137	46-55	88
2:30 PM	11	0	0	2	2	6	29	50	41	10	1	0	0	0	152	46-55	90
2:45 PM	5	0	1	1	6	12	43	44	26	10	0	0	0	0	148	41-50	87
3:00 PM	7	1	0	0	6	4	20	40	37	16	2	0	0	0	133	46-55	77
3:15 PM	5	0	0	3	3	10	33	45	28	9	1	0	0	0	137	41-50	78
3:30 PM	4	0	0	2	5	6	19	61	31	8	2	0	0	0	138	46-55	91
3:45 PM	5	1	0	2	4	3	24	60	34	12	2	0	0	0	147	46-55	94
4:00 PM	8	0	0	0	4	5	27	67	36	12	2	0	0	0	161	46-55	102
4:15 PM	10	0	0	0	4	7	36	66	38	12	1	1	0	0	175	46-55	103
4:30 PM	9	0	0	0	5	4	26	60	42	7	0	0	0	0	153	46-55	102
4:45 PM	16	0	0	1	3	8	30	66	54	9	5	0	0	0	192	46-55	120
5:00 PM	6	0	0	0	2	7	26	72	56	15	0	0	0	0	184	46-55	127
5:15 PM	8	1	0	0	3	6	33	78	47	14	3	1	0	0	194	46-55	125
5:30 PM	10	0	0	1	0	7	38	63	41	16	0	0	0	0	176	46-55	103
5:45 PM	8	0	0	0	3	5	20	78	48	8	1	1	0	0	172	46-55	125
Day Total																	
Percent																	
AM Peak																	
Volume																	
PM Peak																	
Volume																	
Comments:																	

LOCATION: 11. N Shingle Rd to Lotus Rd SPECIFIC LOCATION: 0 ft from CITY/STATE: El Dorado Hills, CA															QC JOB #: 12004743 DIRECTION: EB/WB DATE: May 08 2014		
Start Time	15	20	25	30	35	40	45	50	55	60	65	70	75	999	Total	Pace Speed	Number in Pace
6:00 PM	8	0	0	0	2	7	28	58	50	8	3	1	0	0	165	46-55	108
6:15 PM	3	0	1	0	2	4	26	52	34	16	2	0	0	0	140	46-55	86
6:30 PM	9	0	0	0	4	3	37	51	33	4	0	0	1	0	142	42-51	87
6:45 PM	5	0	0	2	1	5	11	52	36	9	2	0	0	0	123	46-55	87
7:00 PM	5	0	0	1	4	5	13	51	22	5	0	0	0	0	106	46-55	73
7:15 PM	6	0	0	3	3	5	14	41	14	6	1	1	0	0	94	41-50	55
7:30 PM	4	0	0	1	2	3	8	25	26	2	1	0	0	0	72	46-55	51
7:45 PM	1	0	0	1	3	2	19	34	20	3	1	0	0	0	84	46-55	54
8:00 PM	2	1	0	0	0	5	11	21	13	6	1	0	0	0	60	46-55	34
8:15 PM	3	0	0	1	1	1	8	36	17	3	1	0	0	0	71	46-55	53
8:30 PM	1	0	0	1	1	2	3	25	18	4	0	0	0	0	55	46-55	42
8:45 PM	1	0	1	0	1	3	10	27	10	3	0	0	0	0	56	41-50	37
9:00 PM	3	0	0	0	0	3	11	34	7	5	1	0	0	0	64	42-51	44
9:15 PM	3	0	1	0	1	3	11	19	14	5	1	1	0	0	59	46-55	32
9:30 PM	0	0	0	0	2	9	16	21	4	2	0	0	0	0	54	41-50	37
9:45 PM	0	0	0	2	1	6	15	25	4	2	0	0	0	0	55	41-50	40
10:00 PM	0	0	0	0	1	1	6	16	7	2	0	0	0	0	33	46-55	22
10:15 PM	0	0	0	0	1	0	5	15	6	0	0	0	0	0	27	46-55	21
10:30 PM	0	0	0	0	0	3	6	5	4	0	0	0	0	0	18	41-50	11
10:45 PM	0	1	0	0	1	2	4	9	2	0	0	0	0	0	19	41-50	13
11:00 PM	1	0	0	0	0	0	5	5	2	2	0	0	0	0	15	41-50	10
11:15 PM	0	0	0	0	0	3	6	8	3	3	0	0	0	0	23	41-50	14
11:30 PM	0	0	1	0	0	2	3	4	1	0	0	0	0	0	11	41-50	7
11:45 PM	0	0	0	0	0	0	0	7	2	1	0	0	0	0	10	46-55	8
Day Total	329	17	30	96	320	546	1528	2848	1813	666	141	24	2	0	8360	46-55	4661
Percent	3.9%	0.2%	0.4%	1.1%	3.8%	6.5%	18.3%	34.1%	21.7%	8.0%	1.7%	0.3%	0.0%	0.0%			
ADT 8360																	
AM Peak Volume	7:45 AM	8:30 AM	8:30 AM	8:30 AM	8:30 AM	8:30 AM	9:30 AM	7:45 AM	7:30 AM	6:15 AM	6:30 AM	4:45 AM	6:00 AM		7:45 AM		
	9	6	11	20	50	41	59	67	58	36	9	2	1		181		
PM Peak Volume	4:45 PM	3:00 PM	12:15 PM	1:45 PM	2:15 PM	2:00 PM	2:45 PM	5:15 PM	5:00 PM	3:00 PM	2:00 PM	1:15 PM	6:30 PM		5:15 PM		
	16	1	1	3	8	13	43	78	56	16	6	1	1		194		
<i>Comments:</i>																	

LOCATION: 11. N Shingle Rd to Lotus Rd SPECIFIC LOCATION: 0 ft from CITY/STATE: El Dorado Hills, CA															QC JOB #: 12004743 DIRECTION: EB/WB DATE: May 09 2014		
Start Time	15	16	21	26	31	36	41	46	51	56	61	66	71	76	Total	Pace Speed	Number in Pace
	15	20	25	30	35	40	45	50	55	60	65	70	75	999			
12:00 AM	0	0	0	0	0	1	1	5	2	0	0	0	0	0	9	46-55	7
12:15 AM	0	0	0	0	0	2	1	2	3	0	0	0	0	0	8	48-57	4
12:30 AM	0	0	0	0	0	4	2	3	1	1	0	0	0	0	11	36-45	6
12:45 AM	1	0	0	0	0	0	0	4	2	1	1	0	0	0	9	46-55	6
1:00 AM	0	0	0	0	0	0	0	2	0	0	1	0	0	0	3	41-50	2
1:15 AM	0	0	0	0	0	0	0	1	1	0	0	0	0	0	2	46-55	2
1:30 AM	1	0	0	0	0	0	1	1	1	1	0	0	0	0	5	51-60	2
1:45 AM	0	0	0	0	0	0	0	1	2	0	1	0	0	0	4	46-55	3
2:00 AM	0	0	0	0	0	1	0	0	1	0	0	0	0	0	2	31-40	1
2:15 AM	1	0	0	0	0	0	1	1	3	1	0	0	0	0	7	46-55	4
2:30 AM	0	0	0	0	0	0	0	1	1	1	0	0	0	0	3	51-60	2
2:45 AM	0	0	0	0	1	0	1	2	2	1	0	0	0	0	7	46-55	4
3:00 AM	0	0	0	0	0	0	2	0	1	2	0	0	0	0	5	51-60	3
3:15 AM	1	0	0	0	0	0	0	0	0	0	1	1	0	0	3	61-70	2
3:30 AM	1	0	0	1	0	0	0	1	1	1	0	0	0	0	5	51-60	2
3:45 AM	0	0	0	0	1	0	1	0	2	0	1	1	0	0	6	61-70	2
4:00 AM	0	0	0	0	0	0	1	1	0	2	1	0	0	0	5	56-65	3
4:15 AM	1	0	0	1	0	0	0	5	3	4	0	0	0	0	14	51-60	7
4:30 AM	0	0	0	0	0	0	0	1	5	2	4	1	0	0	13	51-60	7
4:45 AM	3	0	0	0	1	0	0	0	5	3	6	0	0	0	18	57-66	8
5:00 AM	2	0	0	0	1	2	0	4	8	7	3	1	0	0	28	51-60	14
5:15 AM	1	0	0	0	3	0	3	5	13	13	2	3	0	0	43	51-60	26
5:30 AM	2	0	0	1	1	0	3	5	23	17	5	1	0	0	58	51-60	40
5:45 AM	5	0	0	0	3	1	1	4	15	26	5	0	1	0	61	51-60	41
Day Total																	
Percent																	
AM Peak Volume																	
PM Peak Volume																	
Comments:																	

LOCATION: 11. N Shingle Rd to Lotus Rd SPECIFIC LOCATION: 0 ft from CITY/STATE: El Dorado Hills, CA															QC JOB #: 12004743 DIRECTION: EB/WB DATE: May 09 2014		
Start Time	15	20	25	30	35	40	45	50	55	60	65	70	75	999	Total	Pace Speed	Number in Pace
6:00 AM	7	0	0	1	0	1	4	6	22	11	12	0	1	0	65	51-60	33
6:15 AM	8	0	0	0	1	0	4	13	21	33	14	0	0	0	94	51-60	53
6:30 AM	4	0	0	0	2	2	4	17	35	23	8	0	0	0	95	51-60	57
6:45 AM	0	0	1	0	4	2	8	35	34	30	8	0	0	0	122	46-55	69
7:00 AM	5	0	0	0	3	2	12	32	66	13	3	0	0	0	136	46-55	97
7:15 AM	4	0	0	0	3	3	20	37	38	24	7	0	0	1	137	46-55	74
7:30 AM	4	0	0	0	6	9	16	33	52	29	7	1	0	0	157	46-55	85
7:45 AM	5	0	0	0	3	14	16	52	53	22	4	0	1	0	170	46-55	104
8:00 AM	3	0	0	2	2	6	14	41	61	34	3	0	0	0	166	46-55	101
8:15 AM	5	0	0	2	1	6	13	55	52	15	5	1	0	0	155	46-55	107
8:30 AM	7	0	0	0	6	12	22	41	30	19	5	0	0	0	142	46-55	71
8:45 AM	9	0	0	1	9	5	21	31	31	14	6	0	0	0	127	46-55	62
9:00 AM	3	0	0	1	4	7	19	39	32	11	1	0	0	0	117	46-55	71
9:15 AM	4	0	0	1	1	2	19	48	31	12	1	0	0	0	119	46-55	78
9:30 AM	3	0	0	2	4	9	31	50	31	8	1	0	0	0	139	41-50	81
9:45 AM	2	0	0	0	1	2	10	34	23	11	2	0	0	0	85	46-55	56
10:00 AM	2	0	0	1	2	12	28	31	29	9	4	0	0	0	118	46-55	59
10:15 AM	0	0	0	0	2	5	16	30	20	22	3	1	0	0	99	46-55	50
10:30 AM	8	0	0	5	4	4	25	33	24	9	3	0	0	0	115	45-54	57
10:45 AM	5	0	0	0	4	15	22	30	14	10	2	0	0	0	102	41-50	52
11:00 AM	3	0	0	0	2	6	24	29	30	16	2	0	1	0	113	46-55	59
11:15 AM	2	0	0	1	7	9	19	49	19	10	3	1	0	0	120	41-50	68
11:30 AM	2	0	0	0	2	4	21	34	18	7	0	0	0	0	88	42-51	54
11:45 AM	7	0	0	1	1	3	30	39	27	10	1	0	0	0	119	41-50	69
Day Total																	
Percent																	
AM Peak Volume																	
PM Peak Volume																	
Comments:																	

LOCATION: 11. N Shingle Rd to Lotus Rd SPECIFIC LOCATION: 0 ft from CITY/STATE: El Dorado Hills, CA															QC JOB #: 12004743 DIRECTION: EB/WB DATE: May 09 2014		
Start Time	15	20	25	30	35	40	45	50	55	60	65	70	75	999	Total	Pace Speed	Number in Pace
12:00 PM	1	0	0	1	3	1	24	40	25	6	3	0	0	0	104	46-55	65
12:15 PM	5	0	0	0	4	7	34	40	18	11	2	0	0	0	121	41-50	74
12:30 PM	3	0	0	1	1	12	23	47	24	10	1	0	0	0	122	46-55	71
12:45 PM	6	0	0	0	4	9	15	42	28	9	1	0	0	0	114	46-55	69
1:00 PM	8	0	0	3	2	7	13	59	29	5	3	0	0	0	129	46-55	88
1:15 PM	4	0	0	0	0	3	30	42	48	6	1	0	0	0	134	46-55	89
1:30 PM	8	0	3	4	4	15	28	47	29	7	0	0	0	0	145	46-55	76
1:45 PM	6	0	0	0	2	9	27	49	31	11	0	0	0	0	135	46-55	79
2:00 PM	7	0	0	1	3	7	31	57	35	16	2	0	0	0	159	46-55	92
2:15 PM	4	1	1	2	6	9	28	49	21	8	1	0	0	0	130	41-50	77
2:30 PM	10	0	0	1	3	8	37	45	24	13	5	0	0	0	146	41-50	82
2:45 PM	7	0	1	0	4	11	22	55	35	14	2	0	0	0	151	46-55	90
3:00 PM	6	0	0	2	3	15	37	67	22	9	1	0	0	0	162	41-50	104
3:15 PM	11	0	1	0	5	12	47	64	30	11	1	0	0	0	182	41-50	111
3:30 PM	9	0	1	2	1	10	34	68	34	17	2	0	0	0	178	46-55	102
3:45 PM	10	0	1	0	5	19	57	59	28	6	0	0	0	0	185	41-50	116
4:00 PM	7	0	0	1	4	7	40	58	20	6	2	0	0	0	145	41-50	97
4:15 PM	14	0	0	0	8	15	24	85	31	7	5	0	0	0	189	46-55	115
4:30 PM	14	0	0	0	0	15	33	54	34	7	2	0	0	0	159	46-55	88
4:45 PM	7	0	0	0	2	8	19	73	43	22	5	0	0	0	179	46-55	115
5:00 PM	3	0	0	1	4	7	33	73	41	20	3	0	0	0	185	46-55	113
5:15 PM	8	0	0	0	1	5	42	97	41	14	3	0	0	0	211	41-50	139
5:30 PM	8	0	0	1	5	8	34	53	40	20	3	1	0	0	173	46-55	93
5:45 PM	7	0	0	0	1	6	22	87	49	5	1	1	1	0	180	46-55	136
Day Total																	
Percent																	
AM Peak																	
Volume																	
PM Peak																	
Volume																	
Comments:																	

LOCATION: 11. N Shingle Rd to Lotus Rd SPECIFIC LOCATION: 0 ft from CITY/STATE: El Dorado Hills, CA															QC JOB #: 12004743 DIRECTION: EB/WB DATE: May 09 2014		
Start Time	15	16	21	26	31	36	41	46	51	56	61	66	71	76	Total	Pace Speed	Number in Pace
	15	20	25	30	35	40	45	50	55	60	65	70	75	999			
6:00 PM	1	0	0	0	1	0	32	77	35	10	2	0	0	0	158	46-55	112
6:15 PM	4	0	0	1	4	9	30	37	36	14	1	0	0	0	136	46-55	73
6:30 PM	3	0	0	0	0	5	27	51	30	13	0	0	0	0	129	46-55	81
6:45 PM	2	0	0	0	6	8	30	42	19	8	0	0	0	0	115	41-50	72
7:00 PM	4	0	0	0	2	3	28	47	18	5	1	0	0	0	108	41-50	75
7:15 PM	4	0	0	0	2	5	15	35	19	5	0	0	0	0	85	46-55	53
7:30 PM	2	0	0	1	1	4	30	41	22	7	1	0	0	0	109	41-50	71
7:45 PM	4	0	0	0	1	7	9	34	19	9	1	0	0	0	84	46-55	52
8:00 PM	5	0	0	0	3	2	13	39	33	3	0	0	0	0	98	46-55	71
8:15 PM	3	0	0	0	5	3	17	29	13	8	0	0	0	0	78	42-51	45
8:30 PM	1	0	0	0	1	2	17	34	19	1	0	0	0	0	75	46-55	52
8:45 PM	4	0	0	1	1	2	20	26	15	6	2	0	0	0	77	41-50	46
9:00 PM	1	0	0	0	2	15	18	21	10	5	0	0	0	0	72	41-50	39
9:15 PM	3	0	0	0	2	3	9	18	11	1	0	0	0	0	47	46-55	29
9:30 PM	2	0	0	0	5	2	7	23	11	8	1	0	0	0	59	46-55	34
9:45 PM	1	0	0	0	0	0	7	28	12	3	1	0	0	0	52	46-55	40
10:00 PM	4	0	0	0	0	0	9	15	16	0	2	0	0	0	46	46-55	31
10:15 PM	0	0	0	2	5	1	8	25	9	1	1	0	0	0	52	46-55	33
10:30 PM	2	0	0	0	3	3	10	13	19	3	0	0	0	0	53	46-55	31
10:45 PM	0	0	0	0	1	1	3	6	5	2	2	0	0	0	20	46-55	11
11:00 PM	5	0	0	0	1	1	2	14	10	3	1	0	0	0	37	46-55	24
11:15 PM	0	0	0	0	0	0	3	6	12	0	0	0	0	0	21	46-55	17
11:30 PM	4	0	0	0	1	0	1	8	10	3	1	0	0	0	28	46-55	18
11:45 PM	3	0	0	0	0	2	3	7	10	2	0	0	0	0	27	46-55	17
Day Total	356	1	9	46	207	454	1518	2974	2061	865	202	14	5	1	8713	46-55	5035
Percent	4.1%	0.0%	0.1%	0.5%	2.4%	5.2%	17.4%	34.1%	23.7%	9.9%	2.3%	0.2%	0.1%	0.0%			
ADT 8713																	
AM Peak	8:45 AM 6:45 AM 10:30 AM 8:45 AM 10:45 AM 9:30 AM 8:15 AM 7:00 AM 8:00 AM 6:15 AM 5:15 AM 5:45 AM 7:15 AM														7:45 AM		
Volume	9		1	5	9	15	31	55	66	34	14	3	1	1	170		
PM Peak	4:15 PM 2:15 PM 1:30 PM 1:30 PM 4:15 PM 3:45 PM 3:45 PM 5:15 PM 5:45 PM 4:45 PM 2:30 PM 5:30 PM 5:45 PM														5:15 PM		
Volume	14	1	3	4	8	19	57	97	49	22	5	1	1	211			
<i>Comments:</i>																	

LOCATION: 11. N Shingle Rd to Lotus Rd														QC JOB #: 12004743			
SPECIFIC LOCATION: 0 ft from														DIRECTION: EB/WB			
CITY/STATE: El Dorado Hills, CA														DATE: May 03 2014 - May 09 2014			
Start Time	1 15	16 20	21 25	26 30	31 35	36 40	41 45	46 50	51 55	56 60	61 65	66 70	71 75	76 999	Total	Pace Speed	Number in Pace
Grand Total	2488	44	107	513	1594	3795	11729	19272	11401	3888	820	83	16	3	55753	41-50	31001
Percent	4.5%	0.1%	0.2%	0.9%	2.9%	6.8%	21.0%	34.6%	20.4%	7.0%	1.5%	0.1%	0.0%	0.0%			
Cumulative Percent	4.5%	4.5%	4.7%	5.7%	8.5%	15.3%	36.4%	70.9%	91.4%	98.3%	99.8%	100.0%	100.0%	100.0%			
ADT 7964															85th Percentile 53 MPH Mean Speed(Average): 45 MPH		
<i>Comments:</i>															Median 46 MPH Mode: 48 MPH		

Report generated on 10/13/2014 10:28 AM

SOURCE: Quality Counts, LLC (<http://www.qualitycounts.net>)



LOCATION: 11. N Shingle Rd to Lotus Rd SPECIFIC LOCATION: 0 ft from CITY/STATE: El Dorado Hills, CA															QC JOB #: 12004743 DIRECTION: EB DATE: May 03 2014		
Start Time	15	20	25	30	35	40	45	50	55	60	65	70	75	999	Total	Pace Speed	Number in Pace
12:00 AM	0	0	0	0	1	0	3	3	3	0	2	0	0	0	12	47-56	5
12:15 AM	2	0	0	0	2	0	1	4	3	1	0	0	0	0	13	47-56	6
12:30 AM	0	0	0	0	0	0	0	4	5	0	0	0	0	0	9	46-55	9
12:45 AM	0	0	0	0	0	0	1	0	1	0	0	0	0	0	2	36-45	1
1:00 AM	0	0	0	0	1	0	1	0	2	0	0	0	0	0	4	46-55	2
1:15 AM	0	0	0	0	0	0	1	2	3	0	0	0	0	0	6	48-57	4
1:30 AM	1	0	0	0	0	0	0	1	0	0	0	0	0	0	2	41-50	1
1:45 AM	1	0	0	0	0	0	2	4	1	1	0	0	0	0	9	41-50	6
2:00 AM	0	0	0	0	0	0	1	1	1	0	0	0	0	0	3	46-55	2
2:15 AM	0	0	0	0	0	0	0	0	1	0	0	0	0	0	1	46-55	1
2:30 AM	0	0	0	0	0	0	0	1	3	0	0	0	0	0	4	46-55	4
2:45 AM	1	0	0	0	0	0	0	1	0	0	0	0	0	0	2	41-50	1
3:00 AM	0	0	0	0	0	1	0	0	0	0	0	0	0	0	1	31-40	1
3:15 AM	0	0	0	0	0	0	0	1	0	0	0	0	0	0	1	41-50	1
3:30 AM	0	0	0	0	0	0	0	1	0	0	0	0	0	0	1	41-50	1
3:45 AM	1	0	0	0	0	0	0	0	0	0	0	0	0	0	1	15-24	0
4:00 AM	1	0	0	0	0	0	0	0	0	0	0	0	0	0	1	15-24	0
4:15 AM	0	0	0	0	0	1	0	0	1	0	0	0	0	0	2	31-40	1
4:30 AM	0	0	0	0	0	0	0	1	0	0	0	0	0	0	1	41-50	1
4:45 AM	0	0	0	0	0	0	0	0	0	0	0	0	0	0	0	1-10	0
5:00 AM	0	0	0	0	0	0	0	0	1	0	0	0	0	0	1	46-55	1
5:15 AM	0	0	0	0	0	0	3	2	3	0	0	0	0	0	8	43-52	5
5:30 AM	0	0	0	0	0	2	0	1	3	0	0	0	0	0	6	46-55	4
5:45 AM	0	0	0	0	0	0	2	2	0	0	0	0	0	0	4	41-50	4
Day Total																	
Percent																	
AM Peak Volume																	
PM Peak Volume																	
Comments:																	

LOCATION: 11. N Shingle Rd to Lotus Rd SPECIFIC LOCATION: 0 ft from CITY/STATE: El Dorado Hills, CA															QC JOB #: 12004743 DIRECTION: EB DATE: May 03 2014		
Start Time	15	20	25	30	35	40	45	50	55	60	65	70	75	999	Total	Pace Speed	Number in Pace
6:00 AM	0	0	0	0	0	0	0	0	1	1	0	0	0	0	2	51-60	2
6:15 AM	1	0	0	0	0	1	0	6	3	1	0	0	0	0	12	46-55	9
6:30 AM	0	0	0	0	0	5	2	3	4	1	0	0	0	0	15	46-55	7
6:45 AM	0	0	0	1	0	1	6	8	1	2	1	0	0	0	20	41-50	14
7:00 AM	0	0	0	0	3	4	6	7	3	1	0	0	0	0	24	42-51	12
7:15 AM	2	0	0	0	0	5	11	7	4	0	0	0	0	0	29	41-50	17
7:30 AM	2	0	0	0	0	1	8	15	7	0	0	0	0	0	33	41-50	23
7:45 AM	1	0	0	0	0	4	13	17	5	0	0	0	0	0	40	41-50	29
8:00 AM	3	0	0	1	0	2	8	11	9	0	0	0	0	0	34	46-55	19
8:15 AM	1	0	0	0	0	3	20	16	3	0	0	0	0	0	43	41-50	36
8:30 AM	2	0	0	0	0	3	18	24	4	2	0	0	0	0	53	41-50	41
8:45 AM	2	0	0	0	0	8	16	17	2	0	0	0	0	0	45	41-50	33
9:00 AM	3	0	0	3	5	5	5	17	8	0	0	0	0	0	46	46-55	25
9:15 AM	2	0	0	0	3	7	21	21	2	2	0	0	0	0	58	41-50	42
9:30 AM	4	0	0	0	0	10	32	29	4	0	0	0	0	0	79	41-50	60
9:45 AM	3	0	0	0	6	7	23	28	8	0	0	0	0	0	75	41-50	50
10:00 AM	7	0	0	1	2	11	36	27	6	0	0	0	0	0	90	41-50	63
10:15 AM	4	0	0	4	7	6	19	20	3	0	0	0	0	0	63	41-50	39
10:30 AM	3	0	0	2	6	12	23	9	9	1	0	0	0	0	65	36-45	35
10:45 AM	3	0	0	0	1	7	20	18	7	0	0	0	0	0	56	41-50	38
11:00 AM	2	0	0	0	2	9	18	22	3	1	0	0	0	0	57	41-50	40
11:15 AM	9	0	0	0	1	9	39	29	2	0	0	0	0	0	89	41-50	68
11:30 AM	0	0	0	1	3	3	28	31	7	0	0	0	0	0	73	41-50	59
11:45 AM	2	1	0	0	2	8	23	22	7	0	0	0	0	0	65	41-50	45
Day Total																	
Percent																	
AM Peak Volume																	
PM Peak Volume																	
Comments:																	

LOCATION: 11. N Shingle Rd to Lotus Rd SPECIFIC LOCATION: 0 ft from CITY/STATE: El Dorado Hills, CA															QC JOB #: 12004743 DIRECTION: EB DATE: May 03 2014		
Start Time	15	20	25	30	35	40	45	50	55	60	65	70	75	999	Total	Pace Speed	Number in Pace
12:00 PM	2	0	0	0	1	14	39	29	7	1	0	0	0	0	93	41-50	68
12:15 PM	2	0	0	0	2	9	29	30	10	2	0	0	0	0	84	41-50	59
12:30 PM	0	0	0	0	1	15	26	26	4	3	0	0	0	0	75	41-50	52
12:45 PM	5	0	0	0	0	7	20	15	13	0	0	0	0	0	60	41-50	35
1:00 PM	1	0	0	1	4	5	29	28	5	0	0	0	0	0	73	41-50	56
1:15 PM	5	0	0	0	1	14	24	26	7	0	0	0	0	0	77	41-50	50
1:30 PM	2	0	0	1	1	7	27	29	2	1	0	0	0	0	70	41-50	55
1:45 PM	3	0	0	0	2	10	24	24	4	1	0	0	0	0	68	41-50	47
2:00 PM	6	0	0	1	5	13	44	42	7	0	0	0	0	0	118	41-50	86
2:15 PM	4	0	0	0	1	8	17	21	10	2	0	0	0	0	63	41-50	38
2:30 PM	1	0	0	1	4	3	24	33	3	0	0	0	0	0	69	41-50	56
2:45 PM	1	0	0	1	1	12	28	26	4	1	0	0	0	0	74	41-50	54
3:00 PM	7	0	0	1	6	10	36	19	4	1	0	0	0	0	84	41-50	54
3:15 PM	7	0	0	0	3	6	28	21	10	2	0	0	0	0	77	41-50	49
3:30 PM	4	0	0	0	1	8	32	26	5	2	0	0	0	0	78	41-50	58
3:45 PM	7	0	0	2	3	13	29	14	4	0	0	0	0	0	72	41-50	42
4:00 PM	1	0	0	0	0	7	14	21	12	1	0	0	0	0	56	41-50	35
4:15 PM	4	0	0	0	1	3	31	46	4	1	0	0	0	0	90	41-50	77
4:30 PM	1	0	0	0	1	4	30	35	9	0	0	0	0	0	80	41-50	65
4:45 PM	4	0	0	0	1	1	29	32	9	0	0	0	0	0	76	41-50	61
5:00 PM	2	0	0	0	0	12	29	19	9	0	0	0	0	0	71	41-50	47
5:15 PM	4	0	0	2	2	6	20	31	7	0	0	0	0	0	72	41-50	51
5:30 PM	0	0	0	2	3	1	23	17	6	0	0	0	0	0	52	41-50	40
5:45 PM	1	0	0	0	0	7	13	17	4	1	0	0	0	0	43	41-50	29
Day Total																	
Percent																	
AM Peak																	
Volume																	
PM Peak																	
Volume																	
Comments:																	

LOCATION: 11. N Shingle Rd to Lotus Rd SPECIFIC LOCATION: 0 ft from CITY/STATE: El Dorado Hills, CA															QC JOB #: 12004743 DIRECTION: EB DATE: May 03 2014		
Start Time	15	16	21	26	31	36	41	46	51	56	61	66	71	76	Total	Pace Speed	Number in Pace
	15	20	25	30	35	40	45	50	55	60	65	70	75	999			
6:00 PM	7	0	0	0	1	3	15	23	5	1	0	0	0	0	55	41-50	38
6:15 PM	4	0	0	1	3	2	19	16	7	0	0	0	0	0	52	41-50	35
6:30 PM	10	0	0	0	1	14	16	19	3	2	0	0	0	0	65	41-50	34
6:45 PM	1	0	0	0	0	8	6	22	6	1	1	0	0	0	45	46-55	28
7:00 PM	3	0	1	1	4	3	16	17	6	0	0	0	0	0	51	41-50	33
7:15 PM	4	0	0	1	0	3	8	16	9	1	0	0	0	0	42	46-55	24
7:30 PM	2	0	0	0	1	4	19	17	7	0	0	0	0	0	50	41-50	36
7:45 PM	3	0	0	0	1	5	17	7	6	0	0	0	0	0	39	41-50	23
8:00 PM	1	0	0	1	2	3	15	17	3	0	0	0	0	0	42	41-50	31
8:15 PM	1	0	0	0	0	2	17	9	3	0	0	0	0	0	32	41-50	25
8:30 PM	2	0	0	0	0	7	9	16	7	0	0	0	0	0	41	41-50	25
8:45 PM	2	0	0	0	2	1	7	11	1	0	0	0	0	0	24	41-50	18
9:00 PM	2	0	0	0	2	3	16	9	2	0	0	0	0	0	34	41-50	24
9:15 PM	2	0	0	0	6	4	12	13	5	0	0	0	0	0	42	41-50	25
9:30 PM	1	0	0	0	3	3	8	5	5	0	0	0	0	0	25	41-50	13
9:45 PM	0	0	0	0	1	3	6	15	3	0	0	0	0	0	28	41-50	21
10:00 PM	1	0	0	0	1	3	5	10	4	0	0	0	0	0	24	41-50	15
10:15 PM	3	0	0	0	1	0	8	11	1	0	0	0	0	0	24	41-50	19
10:30 PM	2	0	0	0	0	3	7	11	1	0	0	0	0	0	24	41-50	18
10:45 PM	2	0	0	1	2	2	6	15	0	0	0	0	0	0	28	41-50	21
11:00 PM	0	0	0	0	0	0	7	6	1	0	0	0	0	0	14	41-50	12
11:15 PM	0	0	0	0	0	1	1	5	2	1	0	0	0	0	10	46-55	7
11:30 PM	0	0	0	0	0	0	7	5	2	0	0	0	0	0	14	41-50	12
11:45 PM	0	0	0	0	0	1	6	2	1	0	0	0	0	0	10	41-50	8
Day Total	190	1	1	30	120	408	1308	1357	392	39	4	0	0	0	3850	41-50	2664
Percent	4.9%	0.0%	0.0%	0.8%	3.1%	10.6%	34.0%	35.2%	10.2%	1.0%	0.1%	0.0%	0.0%	0.0%			
ADT 3850																	
AM Peak Volume	11:15 AM	11:45 AM		10:15 AM	10:15 AM	10:30 AM	11:15 AM	11:30 AM	8:00 AM	6:45 AM	12:00 AM				10:00 AM		
	9	1		4	7	12	39	31	9	2	2				90		
PM Peak Volume	6:30 PM		7:00 PM	3:45 PM	3:00 PM	12:30 PM	2:00 PM	4:15 PM	12:45 PM	12:30 PM	6:45 PM				2:00 PM		
	10		1	2	6	15	44	46	13	3	1				118		
<i>Comments:</i>																	

LOCATION: 11. N Shingle Rd to Lotus Rd SPECIFIC LOCATION: 0 ft from CITY/STATE: El Dorado Hills, CA															QC JOB #: 12004743 DIRECTION: EB DATE: May 04 2014		
Start Time	15	20	25	30	35	40	45	50	55	60	65	70	75	999	Total	Pace Speed	Number in Pace
12:00 AM	0	0	0	0	0	1	2	5	3	0	0	0	0	0	11	46-55	7
12:15 AM	0	0	0	0	0	1	2	5	3	0	0	0	0	0	11	46-55	7
12:30 AM	1	0	0	0	0	0	4	4	0	1	0	0	0	0	10	41-50	8
12:45 AM	0	0	0	0	2	1	0	3	0	1	0	0	0	0	7	31-40	3
1:00 AM	1	0	0	0	0	1	2	2	0	0	0	0	0	0	6	41-50	4
1:15 AM	0	0	0	0	0	0	0	0	2	0	0	0	0	0	2	46-55	2
1:30 AM	1	0	0	0	0	0	0	2	3	0	0	0	0	0	6	48-57	4
1:45 AM	0	0	0	0	0	0	0	1	0	0	0	0	0	0	1	41-50	1
2:00 AM	0	0	0	0	0	0	0	3	3	0	0	0	0	0	6	47-56	5
2:15 AM	1	0	0	0	0	0	0	1	0	0	0	0	0	0	2	41-50	1
2:30 AM	0	0	0	0	0	1	1	1	0	0	0	0	0	0	3	41-50	2
2:45 AM	0	0	0	0	0	0	2	0	0	0	0	0	0	0	2	36-45	2
3:00 AM	0	0	0	0	0	0	0	0	0	0	0	0	0	0	0	1-10	0
3:15 AM	0	0	0	0	0	0	0	0	0	0	0	0	0	0	0	1-10	0
3:30 AM	0	0	0	0	0	0	0	0	0	0	0	0	0	0	0	1-10	0
3:45 AM	1	0	0	0	0	0	0	0	0	0	0	0	0	0	1	15-24	0
4:00 AM	0	0	0	0	0	0	0	0	0	0	0	0	0	0	0	1-10	0
4:15 AM	0	0	0	0	0	0	0	0	1	0	0	0	0	0	1	46-55	1
4:30 AM	0	0	0	0	0	0	0	0	0	0	0	0	0	0	0	1-10	0
4:45 AM	0	0	0	0	0	0	0	1	1	0	0	0	0	0	2	46-55	2
5:00 AM	0	0	0	0	0	0	0	0	0	0	0	0	0	0	0	1-10	0
5:15 AM	0	0	0	0	0	1	0	1	2	0	0	0	0	0	4	46-55	3
5:30 AM	0	0	0	0	0	0	1	1	0	1	0	0	0	0	3	41-50	2
5:45 AM	1	0	0	0	0	1	0	0	5	0	0	0	0	0	7	46-55	5
Day Total																	
Percent																	
AM Peak																	
Volume																	
PM Peak																	
Volume																	
Comments:																	

LOCATION: 11. N Shingle Rd to Lotus Rd SPECIFIC LOCATION: 0 ft from CITY/STATE: El Dorado Hills, CA															QC JOB #: 12004743 DIRECTION: EB DATE: May 04 2014		
Start Time	15	20	25	30	35	40	45	50	55	60	65	70	75	999	Total	Pace Speed	Number in Pace
6:00 AM	0	0	0	0	0	0	1	1	2	0	0	0	0	0	4	46-55	3
6:15 AM	0	0	0	0	0	0	1	5	2	0	0	0	0	0	8	46-55	7
6:30 AM	0	0	0	0	0	0	3	6	1	0	0	0	0	0	10	43-52	8
6:45 AM	0	0	0	0	0	1	3	4	2	0	0	0	0	0	10	41-50	7
7:00 AM	1	0	0	0	0	0	1	6	4	0	0	0	0	0	12	46-55	10
7:15 AM	0	0	0	0	1	0	3	7	5	0	0	0	0	0	16	46-55	12
7:30 AM	2	0	0	3	3	0	5	8	1	1	1	0	0	0	24	41-50	13
7:45 AM	1	0	0	0	0	0	9	5	1	0	0	0	0	0	16	41-50	14
8:00 AM	1	0	0	0	2	6	10	14	5	0	0	0	0	0	38	41-50	23
8:15 AM	3	0	0	1	2	3	7	10	1	0	0	0	0	0	27	41-50	17
8:30 AM	1	0	0	0	1	4	11	11	1	0	0	0	0	0	29	41-50	22
8:45 AM	3	0	0	0	1	4	16	18	4	0	0	0	0	0	46	41-50	34
9:00 AM	1	0	0	0	1	6	16	11	5	0	0	0	0	0	40	41-50	27
9:15 AM	2	0	0	0	0	3	4	14	16	1	0	0	0	0	40	46-55	30
9:30 AM	3	0	0	1	2	1	22	24	2	0	0	0	0	0	55	41-50	45
9:45 AM	5	0	0	1	0	5	19	23	3	1	0	0	0	0	57	41-50	41
10:00 AM	2	0	0	1	1	5	19	17	2	0	0	0	0	0	47	41-50	36
10:15 AM	4	0	0	0	1	7	27	12	2	0	0	0	0	0	53	41-50	39
10:30 AM	9	0	0	1	3	9	7	16	10	0	0	0	0	0	55	46-55	26
10:45 AM	4	0	0	0	1	2	11	13	6	1	0	0	0	0	38	41-50	24
11:00 AM	3	0	0	0	1	4	16	18	4	1	1	0	0	0	48	41-50	34
11:15 AM	2	0	0	1	6	5	13	31	5	0	0	0	0	0	63	41-50	44
11:30 AM	4	0	0	0	2	12	12	18	4	0	0	0	0	0	52	41-50	30
11:45 AM	4	0	0	0	0	2	15	18	5	0	1	0	0	0	45	41-50	33
Day Total																	
Percent																	
AM Peak Volume																	
PM Peak Volume																	
Comments:																	

LOCATION: 11. N Shingle Rd to Lotus Rd SPECIFIC LOCATION: 0 ft from CITY/STATE: El Dorado Hills, CA															QC JOB #: 12004743 DIRECTION: EB DATE: May 04 2014		
Start Time	15	20	25	30	35	40	45	50	55	60	65	70	75	999	Total	Pace Speed	Number in Pace
12:00 PM	3	0	0	1	1	11	16	18	6	0	0	0	0	0	56	41-50	34
12:15 PM	2	0	0	0	4	8	17	21	4	0	0	0	0	0	56	41-50	38
12:30 PM	4	0	0	2	5	10	21	32	5	0	0	0	0	0	79	41-50	53
12:45 PM	6	0	0	1	7	11	16	14	9	0	0	0	0	0	64	41-50	29
1:00 PM	3	0	0	0	0	7	33	37	4	0	0	0	0	0	84	41-50	70
1:15 PM	1	0	0	1	0	14	22	25	6	0	0	0	0	0	69	41-50	47
1:30 PM	1	0	0	0	0	4	21	26	2	0	0	0	0	0	54	41-50	47
1:45 PM	3	0	0	1	1	15	15	24	5	0	0	0	0	0	64	41-50	38
2:00 PM	1	0	0	1	4	10	18	22	2	1	0	0	0	0	59	41-50	40
2:15 PM	3	0	0	0	0	2	22	34	8	0	0	0	0	0	69	41-50	55
2:30 PM	2	0	0	1	6	5	17	20	5	2	0	0	0	0	58	41-50	37
2:45 PM	4	0	0	0	1	7	30	21	5	1	0	0	0	0	69	41-50	51
3:00 PM	1	0	0	0	2	4	18	25	7	1	0	0	0	0	58	41-50	43
3:15 PM	9	0	0	1	2	6	16	23	2	0	0	0	0	0	59	41-50	39
3:30 PM	5	0	0	0	1	4	18	27	4	1	0	0	0	0	60	41-50	45
3:45 PM	4	0	0	1	0	4	30	29	6	0	0	0	0	0	74	41-50	58
4:00 PM	4	0	0	0	5	5	15	19	9	0	0	0	0	0	57	41-50	33
4:15 PM	3	0	0	0	3	4	29	17	7	0	0	0	0	0	63	41-50	46
4:30 PM	7	0	0	4	4	2	14	14	6	2	0	0	0	0	53	41-50	27
4:45 PM	2	0	0	0	3	3	14	14	11	0	0	0	0	0	47	42-51	27
5:00 PM	9	0	0	0	1	4	16	31	5	0	0	0	0	0	66	41-50	47
5:15 PM	3	1	0	0	2	7	19	22	10	1	0	0	0	0	65	41-50	41
5:30 PM	1	0	0	0	2	8	13	28	9	0	0	0	0	0	61	41-50	41
5:45 PM	3	0	0	0	2	2	7	29	7	0	0	0	0	0	50	46-55	36
Day Total																	
Percent																	
AM Peak Volume																	
PM Peak Volume																	
Comments:																	

LOCATION: 11. N Shingle Rd to Lotus Rd SPECIFIC LOCATION: 0 ft from CITY/STATE: El Dorado Hills, CA															QC JOB #: 12004743 DIRECTION: EB DATE: May 04 2014		
Start Time	15	20	25	30	35	40	45	50	55	60	65	70	75	999	Total	Pace Speed	Number in Pace
6:00 PM	0	0	0	0	1	4	21	12	8	1	0	0	0	0	47	41-50	33
6:15 PM	1	0	0	1	4	1	16	25	7	1	0	0	0	0	56	41-50	41
6:30 PM	4	0	0	0	0	2	17	16	3	2	0	0	0	0	44	41-50	33
6:45 PM	1	0	0	0	3	4	12	20	5	1	0	0	0	0	46	41-50	32
7:00 PM	2	0	0	0	1	3	2	18	4	1	0	0	0	0	31	46-55	21
7:15 PM	1	0	0	0	1	5	13	20	6	0	0	0	0	0	46	41-50	33
7:30 PM	1	0	0	0	0	3	3	18	5	0	0	0	0	0	30	46-55	23
7:45 PM	2	0	0	0	2	2	19	21	0	0	0	0	0	0	46	41-50	40
8:00 PM	2	0	0	1	1	4	7	12	5	0	0	0	0	0	32	43-52	18
8:15 PM	0	0	0	0	0	0	7	14	8	0	0	0	0	0	29	46-55	22
8:30 PM	0	0	0	1	0	4	5	24	1	0	0	0	0	0	35	41-50	29
8:45 PM	1	0	0	0	2	5	12	15	1	1	0	0	0	0	37	41-50	27
9:00 PM	1	0	0	0	0	6	9	9	4	0	0	0	0	0	29	41-50	18
9:15 PM	0	0	0	1	0	2	5	7	2	0	0	0	0	0	17	42-51	11
9:30 PM	0	0	0	0	0	0	10	7	1	0	0	0	0	0	18	41-50	16
9:45 PM	2	0	0	0	1	2	7	6	2	0	0	0	0	0	20	41-50	12
10:00 PM	1	0	0	0	1	0	3	12	2	0	0	0	0	0	19	41-50	15
10:15 PM	0	0	0	0	1	0	2	9	3	0	0	0	0	0	15	46-55	12
10:30 PM	1	0	0	0	0	1	2	7	0	0	0	0	0	0	11	41-50	9
10:45 PM	0	0	0	0	1	0	6	5	2	0	0	0	0	0	14	41-50	11
11:00 PM	2	0	0	0	1	1	4	1	2	0	0	0	0	0	11	36-45	5
11:15 PM	1	0	0	0	0	0	2	2	0	0	0	0	0	0	5	41-50	4
11:30 PM	1	0	0	0	0	0	2	2	1	0	0	0	0	0	6	41-50	4
11:45 PM	0	0	0	0	0	2	1	2	1	0	0	0	0	0	6	46-55	3
Day Total	169	1	0	27	106	294	909	1196	333	24	3	0	0	0	3062	41-50	2104
Percent	5.5%	0.0%	0.0%	0.9%	3.5%	9.6%	29.7%	39.1%	10.9%	0.8%	0.1%	0.0%	0.0%	0.0%			
ADT 3062																	
AM Peak	10:30 AM 7:30 AM 11:15 AM 11:30 AM 10:15 AM 11:15 AM 9:15 AM 12:30 AM 7:30 AM																
Volume	9			3	6	12	27	31	16	1	1				63		
PM Peak	3:15 PM 5:15 PM 4:30 PM 12:45 PM 1:45 PM 1:00 PM 1:00 PM 4:45 PM 2:30 PM																
Volume	9	1		4	7	15	33	37	11	2					84		
<i>Comments:</i>																	

LOCATION: 11. N Shingle Rd to Lotus Rd SPECIFIC LOCATION: 0 ft from CITY/STATE: El Dorado Hills, CA															QC JOB #: 12004743 DIRECTION: EB DATE: May 05 2014		
Start Time	15	20	25	30	35	40	45	50	55	60	65	70	75	999	Total	Pace Speed	Number in Pace
12:00 AM	1	0	0	1	0	1	4	2	1	2	0	0	0	0	12	41-50	6
12:15 AM	0	0	0	0	0	1	1	2	0	1	0	0	0	0	5	41-50	3
12:30 AM	2	0	0	0	0	0	1	1	0	0	0	0	0	0	4	41-50	2
12:45 AM	0	0	0	0	0	0	0	2	2	0	0	0	0	0	4	46-55	4
1:00 AM	0	0	0	0	0	0	0	1	0	0	0	0	0	0	1	41-50	1
1:15 AM	0	0	0	0	0	0	1	1	2	0	0	0	0	0	4	46-55	3
1:30 AM	0	0	0	0	0	0	0	2	1	0	0	0	0	0	3	46-55	3
1:45 AM	0	0	0	0	0	0	1	1	0	1	0	0	0	0	3	41-50	2
2:00 AM	0	0	0	0	0	0	0	1	0	0	0	0	0	0	1	41-50	1
2:15 AM	0	0	0	0	0	0	1	0	2	0	0	0	0	0	3	46-55	2
2:30 AM	0	0	0	0	0	0	1	1	0	0	0	0	0	0	2	41-50	2
2:45 AM	0	0	0	0	0	0	1	0	0	0	0	0	0	0	1	36-45	1
3:00 AM	1	0	0	0	0	0	0	1	1	0	0	0	0	0	3	46-55	2
3:15 AM	0	0	0	0	0	0	1	0	0	0	0	0	0	0	1	36-45	1
3:30 AM	0	0	0	0	0	0	0	2	1	0	0	0	0	0	3	46-55	3
3:45 AM	0	0	0	0	0	1	3	2	1	0	0	0	0	0	7	41-50	5
4:00 AM	0	0	0	0	0	0	0	0	0	0	0	0	0	0	0	1-10	0
4:15 AM	0	0	1	0	0	0	0	0	0	0	0	0	0	0	1	16-25	1
4:30 AM	0	0	0	0	0	0	1	0	0	0	0	0	0	0	1	36-45	1
4:45 AM	0	0	0	0	0	0	2	0	3	0	0	0	0	0	5	46-55	3
5:00 AM	0	0	0	0	0	0	1	2	0	0	0	0	0	0	3	41-50	3
5:15 AM	1	0	0	0	0	0	1	0	4	1	0	0	0	0	7	52-61	4
5:30 AM	0	0	0	0	0	0	0	3	5	1	0	0	0	0	9	46-55	8
5:45 AM	0	0	0	0	0	1	2	1	4	1	0	0	0	0	9	46-55	5
Day Total																	
Percent																	
AM Peak																	
Volume																	
PM Peak																	
Volume																	
Comments:																	

LOCATION: 11. N Shingle Rd to Lotus Rd SPECIFIC LOCATION: 0 ft from CITY/STATE: El Dorado Hills, CA															QC JOB #: 12004743 DIRECTION: EB DATE: May 05 2014		
Start Time	15	20	25	30	35	40	45	50	55	60	65	70	75	999	Total	Pace Speed	Number in Pace
6:00 AM	1	0	0	1	0	2	3	4	5	1	0	0	0	0	17	46-55	9
6:15 AM	1	0	0	0	0	1	3	6	2	2	0	0	0	0	15	45-54	8
6:30 AM	1	0	0	0	0	2	7	13	9	0	0	0	0	0	32	46-55	21
6:45 AM	2	0	0	0	0	1	7	12	8	0	0	0	0	0	30	46-55	20
7:00 AM	1	0	0	0	0	3	11	11	5	0	0	0	0	0	31	41-50	22
7:15 AM	2	0	0	0	0	4	17	18	5	0	0	0	0	0	46	41-50	35
7:30 AM	1	0	0	0	0	1	19	14	4	0	0	0	0	0	39	41-50	32
7:45 AM	4	0	0	0	2	9	22	29	4	2	0	0	0	0	72	41-50	50
8:00 AM	3	0	0	0	2	7	16	11	4	0	0	0	0	0	43	41-50	27
8:15 AM	2	0	0	0	1	4	17	5	9	1	0	0	0	0	39	41-50	22
8:30 AM	2	0	0	1	1	10	26	11	3	0	0	0	0	0	54	41-50	37
8:45 AM	2	0	0	0	0	9	27	25	3	1	0	0	0	0	67	41-50	52
9:00 AM	3	0	0	1	1	2	20	22	3	1	0	0	0	0	53	41-50	42
9:15 AM	2	0	0	0	1	6	18	16	7	0	0	0	0	0	50	41-50	34
9:30 AM	1	0	0	0	4	22	27	16	3	0	0	0	0	0	73	36-45	49
9:45 AM	2	0	0	0	4	6	21	18	2	1	0	0	0	0	54	41-50	39
10:00 AM	3	0	0	0	2	16	16	14	1	0	0	0	0	0	52	36-45	32
10:15 AM	1	0	0	0	0	7	31	21	2	0	0	0	0	0	62	41-50	52
10:30 AM	1	0	0	0	2	0	13	18	2	1	0	0	0	0	37	41-50	31
10:45 AM	1	0	0	0	1	4	15	13	7	1	0	0	0	0	42	41-50	28
11:00 AM	3	0	0	0	1	9	11	16	6	0	0	0	0	0	46	41-50	27
11:15 AM	0	0	0	0	3	5	16	11	2	0	0	0	0	0	37	41-50	27
11:30 AM	1	0	0	0	1	2	11	19	5	0	0	0	0	0	39	41-50	29
11:45 AM	0	0	0	0	1	3	17	17	3	1	0	0	0	0	42	41-50	34
Day Total																	
Percent																	
AM Peak Volume																	
PM Peak Volume																	
Comments:																	

LOCATION: 11. N Shingle Rd to Lotus Rd SPECIFIC LOCATION: 0 ft from CITY/STATE: El Dorado Hills, CA															QC JOB #: 12004743 DIRECTION: EB DATE: May 05 2014		
Start Time	15	20	25	30	35	40	45	50	55	60	65	70	75	999	Total	Pace Speed	Number in Pace
12:00 PM	4	0	0	1	3	4	24	16	8	0	0	0	0	0	60	41-50	40
12:15 PM	1	0	0	0	4	4	13	23	4	0	0	0	0	0	49	41-50	36
12:30 PM	1	0	0	0	0	3	18	15	6	0	0	0	0	0	43	41-50	33
12:45 PM	1	0	0	0	0	10	19	15	3	1	0	0	0	0	49	41-50	34
1:00 PM	0	0	0	0	0	4	18	19	9	0	0	0	0	0	50	41-50	36
1:15 PM	3	0	0	0	0	3	20	21	6	1	0	0	0	0	54	41-50	41
1:30 PM	3	0	0	1	5	4	15	19	3	0	0	0	0	0	50	41-50	33
1:45 PM	2	0	0	0	1	9	19	29	8	0	0	0	0	0	68	41-50	47
2:00 PM	2	0	0	1	2	9	16	23	10	0	0	0	0	0	63	41-50	39
2:15 PM	4	0	0	0	7	11	29	18	7	0	0	0	0	0	76	41-50	46
2:30 PM	3	0	0	0	1	6	28	32	5	0	0	0	0	0	75	41-50	60
2:45 PM	1	0	1	1	2	8	27	21	7	0	0	0	0	0	68	41-50	48
3:00 PM	6	0	1	8	6	16	30	16	8	0	0	0	0	0	91	41-50	46
3:15 PM	3	0	0	1	9	11	26	19	7	1	0	0	0	0	77	41-50	44
3:30 PM	3	0	0	1	6	6	10	41	13	2	0	0	0	0	82	46-55	53
3:45 PM	5	0	0	0	5	4	31	39	14	0	0	0	0	0	98	41-50	70
4:00 PM	0	0	0	1	4	16	27	32	14	1	0	0	0	0	95	41-50	59
4:15 PM	4	0	0	0	3	7	18	40	23	4	0	0	0	0	99	46-55	62
4:30 PM	4	0	1	0	1	11	17	59	26	3	0	0	0	0	122	46-55	84
4:45 PM	7	0	0	0	1	5	22	62	16	4	0	0	0	0	117	41-50	84
5:00 PM	4	0	0	0	0	2	17	58	25	2	0	0	0	0	108	46-55	83
5:15 PM	2	0	0	0	4	3	31	41	24	0	0	0	0	0	105	41-50	72
5:30 PM	2	0	0	4	1	6	28	59	25	1	0	0	0	0	126	41-50	87
5:45 PM	5	0	0	1	3	7	30	51	20	0	0	0	0	0	117	41-50	81
Day Total																	
Percent																	
AM Peak Volume																	
PM Peak Volume																	
Comments:																	

LOCATION: 11. N Shingle Rd to Lotus Rd SPECIFIC LOCATION: 0 ft from CITY/STATE: El Dorado Hills, CA															QC JOB #: 12004743 DIRECTION: EB DATE: May 05 2014		
Start Time	15	16	21	26	31	36	41	46	51	56	61	66	71	76	Total	Pace Speed	Number in Pace
	15	20	25	30	35	40	45	50	55	60	65	70	75	999			
6:00 PM	4	0	0	0	3	0	21	40	15	1	0	0	0	0	84	41-50	61
6:15 PM	4	0	0	0	0	4	15	60	18	0	0	0	0	0	101	46-55	77
6:30 PM	0	1	0	2	0	9	20	33	19	2	0	0	0	0	86	45-54	52
6:45 PM	1	0	0	0	2	5	8	21	20	2	0	0	0	0	59	46-55	41
7:00 PM	2	0	0	0	1	4	10	23	10	0	0	0	0	0	50	41-50	33
7:15 PM	3	0	0	1	1	0	4	21	20	1	0	0	0	0	51	46-55	41
7:30 PM	1	0	0	0	0	1	6	21	13	2	0	0	0	0	44	46-55	34
7:45 PM	1	0	0	0	1	1	10	26	13	3	0	0	0	0	55	46-55	38
8:00 PM	3	0	0	0	1	3	12	20	9	0	0	0	0	0	48	41-50	32
8:15 PM	0	0	0	0	4	5	10	21	3	1	0	0	0	0	44	41-50	31
8:30 PM	0	0	0	0	0	1	23	15	7	1	0	0	0	0	47	41-50	38
8:45 PM	1	0	0	0	0	3	9	22	7	0	0	0	0	0	42	43-52	30
9:00 PM	3	0	0	0	1	1	8	17	8	0	1	0	0	0	39	46-55	25
9:15 PM	0	0	0	0	0	1	11	9	7	1	0	0	0	0	29	42-51	19
9:30 PM	0	0	0	0	0	1	6	7	3	0	0	0	0	0	17	42-51	12
9:45 PM	1	0	0	0	1	0	10	9	4	0	0	0	0	0	25	41-50	19
10:00 PM	0	0	0	0	0	4	5	7	7	0	0	0	0	0	23	46-55	13
10:15 PM	3	0	0	0	0	3	6	6	2	1	0	0	0	0	21	42-51	11
10:30 PM	0	0	0	0	1	0	4	6	6	0	0	0	0	0	17	46-55	11
10:45 PM	2	0	0	0	0	0	2	1	3	0	0	0	0	0	8	46-55	4
11:00 PM	0	0	0	0	0	1	4	2	3	0	0	0	0	0	10	41-50	6
11:15 PM	0	0	0	0	0	2	2	4	2	0	0	0	0	0	10	46-55	6
11:30 PM	0	0	0	0	0	0	1	5	2	0	0	0	0	0	8	46-55	7
11:45 PM	0	0	0	0	0	1	3	3	0	0	0	0	0	0	7	42-51	5
Day Total	144	1	4	27	111	358	1156	1552	623	54	1	0	0	0	4031	41-50	2707
Percent	3.6%	0.0%	0.1%	0.7%	2.8%	8.9%	28.7%	38.5%	15.5%	1.3%	0.0%	0.0%	0.0%	0.0%			
ADT 4031																	
AM Peak	7:45 AM 4:15 AM 12:00 AM 9:30 AM 9:30 AM 10:15 AM 7:45 AM 6:30 AM 12:00 AM														9:30 AM		
Volume	4 1 1 4 22 31 29 9 2														73		
PM Peak	4:45 PM 6:30 PM 2:45 PM 3:00 PM 3:15 PM 3:00 PM 3:45 PM 4:45 PM 4:30 PM 4:15 PM 9:00 PM														5:30 PM		
Volume	7 1 1 8 9 16 31 62 26 4 1														126		
<i>Comments:</i>																	

LOCATION: 11. N Shingle Rd to Lotus Rd SPECIFIC LOCATION: 0 ft from CITY/STATE: El Dorado Hills, CA															QC JOB #: 12004743 DIRECTION: EB DATE: May 06 2014		
Start Time	15	20	25	30	35	40	45	50	55	60	65	70	75	999	Total	Pace Speed	Number in Pace
12:00 AM	3	0	0	0	0	0	0	1	1	1	0	0	0	0	6	51-60	2
12:15 AM	0	0	0	0	0	0	0	4	3	0	0	0	0	0	7	47-56	6
12:30 AM	0	0	0	0	0	0	0	1	1	0	0	0	0	0	2	46-55	2
12:45 AM	0	0	0	0	0	0	0	2	4	0	0	0	0	0	6	46-55	6
1:00 AM	0	0	0	0	0	0	0	1	2	0	0	0	0	0	3	46-55	3
1:15 AM	0	0	0	0	0	0	0	2	1	0	0	0	0	0	3	46-55	3
1:30 AM	0	0	0	0	0	0	0	0	1	0	0	0	0	0	1	46-55	1
1:45 AM	0	0	0	0	0	0	2	1	0	0	0	0	0	0	3	41-50	3
2:00 AM	1	0	0	0	0	0	0	0	1	0	0	0	0	0	2	46-55	1
2:15 AM	0	0	0	0	0	0	0	1	0	0	0	0	0	0	1	41-50	1
2:30 AM	1	0	0	0	0	0	0	3	0	0	0	0	0	0	4	41-50	3
2:45 AM	0	0	0	0	0	1	1	0	0	0	0	0	0	0	2	36-45	2
3:00 AM	0	0	0	0	0	0	0	0	1	0	0	0	0	0	1	46-55	1
3:15 AM	1	0	0	0	0	0	0	0	0	0	0	0	0	0	1	15-24	0
3:30 AM	0	0	0	0	0	0	0	2	0	1	0	0	0	0	3	41-50	2
3:45 AM	0	0	0	0	0	0	0	0	0	0	0	0	0	0	0	1-10	0
4:00 AM	1	0	1	0	0	0	0	1	1	0	0	0	0	0	4	46-55	2
4:15 AM	0	0	0	0	0	0	0	0	2	0	0	0	0	0	2	46-55	2
4:30 AM	0	0	0	0	0	0	0	2	0	0	0	0	0	0	2	41-50	2
4:45 AM	0	0	0	0	0	0	0	3	1	1	0	0	0	0	5	46-55	4
5:00 AM	1	0	0	0	0	0	0	0	1	0	0	0	0	0	2	46-55	1
5:15 AM	0	0	0	0	0	0	0	0	1	0	0	0	0	0	1	46-55	1
5:30 AM	0	0	0	0	0	0	1	8	3	0	0	0	0	0	12	46-55	11
5:45 AM	1	0	0	0	2	0	3	3	1	0	0	0	0	0	10	43-52	5
Day Total																	
Percent																	
AM Peak Volume																	
PM Peak Volume																	
Comments:																	

LOCATION: 11. N Shingle Rd to Lotus Rd SPECIFIC LOCATION: 0 ft from CITY/STATE: El Dorado Hills, CA															QC JOB #: 12004743 DIRECTION: EB DATE: May 06 2014		
Start Time	15	20	25	30	35	40	45	50	55	60	65	70	75	999	Total	Pace Speed	Number in Pace
6:00 AM	1	0	0	0	0	0	1	4	4	1	0	0	0	0	11	46-55	8
6:15 AM	0	0	0	1	0	0	0	10	3	1	0	0	0	0	15	46-55	13
6:30 AM	5	1	0	1	0	2	7	6	3	0	0	0	0	0	25	42-51	12
6:45 AM	1	0	0	0	0	0	0	7	5	0	0	0	0	0	13	46-55	12
7:00 AM	3	0	0	0	0	3	10	18	6	2	0	0	0	0	42	41-50	28
7:15 AM	0	0	0	0	0	0	11	24	7	0	0	0	0	0	42	41-50	35
7:30 AM	7	0	0	0	2	12	10	21	3	1	0	0	0	0	56	41-50	31
7:45 AM	5	0	0	0	0	2	11	25	7	2	0	0	0	1	53	41-50	36
8:00 AM	1	0	0	0	0	2	13	26	3	0	0	0	0	0	45	41-50	39
8:15 AM	2	0	0	0	0	0	17	20	7	1	0	0	0	0	47	41-50	37
8:30 AM	0	0	0	0	1	8	19	25	3	0	0	0	0	0	56	41-50	44
8:45 AM	0	0	0	0	0	1	27	34	8	0	0	0	0	0	70	41-50	60
9:00 AM	0	0	0	0	2	6	15	18	6	0	0	0	0	0	47	41-50	33
9:15 AM	0	0	0	0	0	1	14	17	4	1	0	0	0	0	37	41-50	30
9:30 AM	2	0	0	0	0	8	15	19	2	0	0	0	0	0	46	41-50	33
9:45 AM	1	0	0	0	0	11	10	13	4	0	0	0	0	0	39	41-50	23
10:00 AM	1	0	0	1	1	6	11	18	1	0	0	0	0	0	39	41-50	29
10:15 AM	2	0	0	0	0	5	12	17	8	0	0	0	0	0	44	42-51	28
10:30 AM	4	0	0	0	1	5	13	21	7	0	0	0	0	0	51	41-50	34
10:45 AM	1	0	0	0	1	2	12	26	5	0	0	0	0	0	47	41-50	38
11:00 AM	1	0	0	0	0	3	18	20	5	0	0	0	0	0	47	41-50	38
11:15 AM	0	0	0	0	1	4	9	24	7	0	0	0	0	0	45	41-50	33
11:30 AM	2	0	0	2	0	1	11	18	2	0	0	0	0	0	36	41-50	29
11:45 AM	1	0	0	0	0	3	18	20	8	0	0	0	0	0	50	41-50	38
Day Total																	
Percent																	
AM Peak Volume																	
PM Peak Volume																	
Comments:																	

LOCATION: 11. N Shingle Rd to Lotus Rd SPECIFIC LOCATION: 0 ft from CITY/STATE: El Dorado Hills, CA															QC JOB #: 12004743 DIRECTION: EB DATE: May 06 2014		
Start Time	15	20	25	30	35	40	45	50	55	60	65	70	75	999	Total	Pace Speed	Number in Pace
12:00 PM	1	0	1	0	1	7	11	22	5	1	0	0	0	0	49	41-50	33
12:15 PM	2	0	0	0	0	7	17	22	8	1	0	0	0	0	57	41-50	39
12:30 PM	1	0	0	0	1	3	20	21	10	0	0	0	0	0	56	41-50	41
12:45 PM	4	0	0	0	3	2	14	23	8	0	0	0	0	0	54	41-50	37
1:00 PM	2	0	0	1	2	4	21	18	9	1	0	0	0	0	58	41-50	39
1:15 PM	4	0	0	1	0	6	22	17	4	0	0	0	0	0	54	41-50	39
1:30 PM	3	0	0	0	2	3	13	38	9	0	0	0	0	0	68	42-51	50
1:45 PM	6	0	0	0	3	7	17	21	9	1	0	0	0	0	64	41-50	38
2:00 PM	1	0	0	1	3	15	17	23	8	2	0	0	0	0	70	41-50	40
2:15 PM	3	0	0	0	4	18	17	24	6	0	0	0	0	0	72	41-50	40
2:30 PM	2	0	0	0	4	7	22	19	9	1	0	0	0	0	64	41-50	40
2:45 PM	4	0	0	2	2	8	26	23	17	2	0	0	0	0	84	41-50	48
3:00 PM	3	0	0	0	2	7	15	34	12	0	0	0	0	0	73	42-51	48
3:15 PM	5	0	0	0	5	12	32	35	10	4	0	0	0	0	103	41-50	67
3:30 PM	4	0	0	0	3	4	34	31	14	0	0	0	0	0	90	41-50	65
3:45 PM	6	0	0	0	5	17	21	42	5	0	0	0	0	0	96	41-50	63
4:00 PM	2	0	0	0	2	4	31	36	14	0	0	0	0	0	89	41-50	67
4:15 PM	2	0	0	0	0	4	27	44	14	1	0	0	0	0	92	41-50	71
4:30 PM	6	0	0	2	7	10	25	49	10	0	0	0	0	0	109	41-50	74
4:45 PM	0	0	0	0	4	10	24	53	31	0	0	0	0	0	122	46-55	83
5:00 PM	6	0	0	0	0	6	46	57	17	1	0	0	0	0	133	41-50	103
5:15 PM	9	0	0	0	6	5	8	60	18	2	0	0	0	0	108	46-55	77
5:30 PM	9	0	0	0	3	5	45	64	20	3	0	0	0	0	149	41-50	109
5:45 PM	3	0	0	0	2	3	24	44	25	1	0	0	0	0	102	46-55	69
Day Total																	
Percent																	
AM Peak Volume																	
PM Peak Volume																	
Comments:																	

LOCATION: 11. N Shingle Rd to Lotus Rd SPECIFIC LOCATION: 0 ft from CITY/STATE: El Dorado Hills, CA															QC JOB #: 12004743 DIRECTION: EB DATE: May 06 2014			
Start Time	15	20	25	30	35	40	45	50	55	60	65	70	75	999	Total	Pace Speed	Number in Pace	
6:00 PM	3	0	0	0	2	4	20	53	21	0	0	0	0	0	103	46-55	73	
6:15 PM	2	0	0	0	1	5	16	40	17	1	0	0	0	0	82	46-55	57	
6:30 PM	1	0	0	0	6	4	25	41	7	2	1	0	0	0	87	41-50	66	
6:45 PM	3	0	0	0	0	2	10	34	14	2	0	0	0	0	65	46-55	47	
7:00 PM	1	0	0	0	3	7	11	43	11	0	1	0	0	0	77	46-55	54	
7:15 PM	1	0	0	0	1	4	17	33	12	0	0	0	0	0	68	41-50	49	
7:30 PM	1	0	0	0	0	5	11	26	14	3	0	0	0	0	60	46-55	39	
7:45 PM	1	0	0	0	1	6	11	25	8	1	0	0	0	0	53	41-50	36	
8:00 PM	3	0	0	2	5	3	18	29	9	3	0	0	0	0	72	41-50	46	
8:15 PM	3	0	0	0	0	4	12	18	8	0	0	0	0	0	45	41-50	30	
8:30 PM	2	0	1	1	1	2	21	9	3	2	0	0	0	0	42	41-50	29	
8:45 PM	0	0	0	0	0	1	11	21	7	0	0	0	0	0	40	41-50	32	
9:00 PM	3	0	0	0	0	4	4	16	3	3	0	0	0	0	33	41-50	20	
9:15 PM	1	0	0	0	0	1	2	12	10	1	0	0	0	0	27	46-55	22	
9:30 PM	0	0	0	0	0	3	7	18	0	0	0	0	0	0	28	41-50	25	
9:45 PM	1	0	0	0	0	0	3	10	9	0	0	0	0	0	23	46-55	19	
10:00 PM	0	0	0	0	2	0	7	15	2	0	0	0	0	0	26	41-50	22	
10:15 PM	2	0	0	0	1	3	3	7	2	2	0	0	0	0	20	41-50	10	
10:30 PM	1	0	0	0	0	0	5	4	4	0	0	0	0	0	15	41-50	10	
10:45 PM	2	0	0	0	0	0	1	4	4	1	0	0	0	0	12	46-55	8	
11:00 PM	0	0	0	0	0	0	2	5	4	0	0	0	0	0	11	46-55	9	
11:15 PM	0	0	0	0	0	1	2	4	5	0	0	0	0	0	12	46-55	9	
11:30 PM	2	0	0	0	0	1	0	2	1	1	0	0	0	0	7	46-55	3	
11:45 PM	0	0	0	0	0	1	0	6	1	0	0	0	0	0	8	46-55	6	
Day Total	170	1	3	15	98	321	1059	1782	611	55	2	0	0	1	4118	41-50	2840	
Percent	4.1%	0.0%	0.1%	0.4%	2.4%	7.8%	25.7%	43.3%	14.8%	1.3%	0.0%	0.0%	0.0%	0.0%				
ADT 4118																		
AM Peak Volume	7	1	1	2	2	12	27	34	8	2				1	70			
PM Peak Volume	9		1	2	7	18	46	64	31	4	1				149			
<i>Comments:</i>																		

LOCATION: 11. N Shingle Rd to Lotus Rd SPECIFIC LOCATION: 0 ft from CITY/STATE: El Dorado Hills, CA															QC JOB #: 12004743 DIRECTION: EB DATE: May 07 2014		
Start Time	15	20	25	30	35	40	45	50	55	60	65	70	75	999	Total	Pace Speed	Number in Pace
12:00 AM	0	0	0	0	0	0	1	1	0	0	0	0	0	0	2	41-50	2
12:15 AM	0	0	0	0	0	0	0	5	1	0	0	0	0	0	6	46-55	5
12:30 AM	0	0	0	0	0	0	3	1	0	0	0	0	0	0	4	41-50	4
12:45 AM	0	0	0	0	0	1	2	1	2	0	0	0	0	0	6	46-55	3
1:00 AM	0	0	0	0	0	0	0	1	3	0	0	0	0	0	4	46-55	4
1:15 AM	0	0	0	0	0	0	1	2	1	0	0	0	0	0	4	46-55	3
1:30 AM	0	0	0	0	0	0	0	1	0	0	0	0	0	0	1	41-50	1
1:45 AM	0	0	0	0	0	1	2	0	1	0	0	0	0	0	4	36-45	3
2:00 AM	1	0	0	0	0	0	0	0	0	0	0	0	0	0	1	15-24	0
2:15 AM	1	0	0	0	0	0	0	0	1	0	0	0	0	0	2	46-55	1
2:30 AM	1	0	0	0	0	0	0	1	0	0	0	0	0	0	2	41-50	1
2:45 AM	0	0	0	0	0	0	0	0	1	0	0	0	0	0	1	46-55	1
3:00 AM	0	0	0	0	0	0	1	1	0	0	0	0	0	0	2	41-50	2
3:15 AM	0	0	0	0	0	0	0	0	0	0	0	0	0	0	0	1-10	0
3:30 AM	0	0	0	0	0	0	0	0	1	0	0	0	0	0	1	46-55	1
3:45 AM	0	0	0	0	0	0	0	0	0	1	0	0	0	0	1	51-60	1
4:00 AM	0	0	0	0	0	0	0	0	0	0	0	0	0	0	0	1-10	0
4:15 AM	0	0	1	0	0	0	0	1	1	0	0	0	0	0	3	46-55	2
4:30 AM	0	0	0	0	0	0	0	1	1	0	0	0	0	0	2	46-55	2
4:45 AM	0	0	0	0	0	1	0	2	0	0	0	0	0	0	3	41-50	2
5:00 AM	0	0	0	0	0	0	0	4	1	0	0	0	0	0	5	47-56	4
5:15 AM	0	0	0	0	0	0	0	3	0	0	0	0	0	0	3	41-50	3
5:30 AM	0	0	0	0	0	0	2	5	2	0	0	0	0	0	9	46-55	7
5:45 AM	1	0	0	0	1	0	1	7	4	0	0	0	0	0	14	46-55	11
Day Total																	
Percent																	
AM Peak																	
Volume																	
PM Peak																	
Volume																	
Comments:																	

LOCATION: 11. N Shingle Rd to Lotus Rd SPECIFIC LOCATION: 0 ft from CITY/STATE: El Dorado Hills, CA															QC JOB #: 12004743 DIRECTION: EB DATE: May 07 2014		
Start Time	15	20	25	30	35	40	45	50	55	60	65	70	75	999	Total	Pace Speed	Number in Pace
6:00 AM	2	0	0	0	1	0	1	2	4	2	0	0	0	0	12	51-60	6
6:15 AM	1	1	0	0	0	1	3	7	1	0	0	0	0	0	14	41-50	10
6:30 AM	3	0	0	0	0	4	1	6	7	3	0	0	0	0	24	47-56	12
6:45 AM	1	0	0	0	0	1	5	8	6	2	0	0	1	0	24	46-55	13
7:00 AM	0	0	0	0	0	0	12	25	2	1	0	0	0	0	40	41-50	37
7:15 AM	2	0	0	0	0	0	8	24	9	0	0	0	0	0	43	46-55	32
7:30 AM	4	0	0	0	2	4	14	17	9	1	0	0	0	0	51	41-50	30
7:45 AM	5	0	0	0	1	1	11	30	6	2	0	0	0	0	56	41-50	41
8:00 AM	2	0	0	0	0	4	11	28	6	0	0	0	0	0	51	41-50	39
8:15 AM	0	0	0	0	0	2	11	24	5	0	0	0	0	0	42	41-50	35
8:30 AM	3	0	0	0	2	4	26	25	2	3	0	0	0	0	65	41-50	51
8:45 AM	1	0	0	0	1	4	20	23	9	0	0	0	0	0	58	41-50	42
9:00 AM	3	0	1	0	1	0	18	21	4	0	0	0	0	0	48	41-50	39
9:15 AM	1	0	0	0	0	4	8	26	11	0	0	0	0	0	50	46-55	37
9:30 AM	1	0	0	0	1	2	28	16	4	0	0	0	0	0	52	41-50	44
9:45 AM	2	0	0	0	0	6	13	17	4	0	1	0	0	0	43	41-50	29
10:00 AM	1	0	0	0	2	16	10	16	5	0	0	0	0	0	50	41-50	26
10:15 AM	3	0	0	0	2	6	4	18	7	1	0	0	0	0	41	46-55	24
10:30 AM	3	0	0	0	0	4	3	19	8	1	0	0	0	0	38	46-55	27
10:45 AM	2	0	0	1	3	6	13	11	3	0	0	0	0	0	39	41-50	24
11:00 AM	5	0	0	0	0	1	11	33	8	0	0	0	0	0	58	41-50	44
11:15 AM	1	0	0	0	1	3	15	21	4	1	0	0	0	0	46	41-50	36
11:30 AM	0	0	0	1	0	1	6	24	9	1	0	0	0	0	42	46-55	32
11:45 AM	4	0	0	2	3	2	16	25	8	0	0	0	0	0	60	41-50	41
Day Total																	
Percent																	
AM Peak Volume																	
PM Peak Volume																	
Comments:																	

LOCATION: 11. N Shingle Rd to Lotus Rd SPECIFIC LOCATION: 0 ft from CITY/STATE: El Dorado Hills, CA															QC JOB #: 12004743 DIRECTION: EB DATE: May 07 2014		
Start Time	15	20	25	30	35	40	45	50	55	60	65	70	75	999	Total	Pace Speed	Number in Pace
12:00 PM	0	0	0	0	1	1	15	21	4	0	0	0	0	0	42	41-50	36
12:15 PM	2	0	1	0	0	4	11	26	9	0	0	0	0	0	53	41-50	37
12:30 PM	2	0	0	0	0	5	11	19	3	1	0	0	0	0	41	41-50	29
12:45 PM	1	0	0	0	2	14	18	17	7	0	0	0	0	0	59	41-50	35
1:00 PM	0	0	0	0	1	6	15	33	4	0	0	0	0	0	59	41-50	47
1:15 PM	3	0	0	0	5	7	8	27	6	1	0	0	0	0	57	41-50	35
1:30 PM	2	0	0	1	3	19	26	27	1	1	0	0	0	0	80	41-50	53
1:45 PM	5	0	0	0	0	11	27	37	4	1	0	0	0	0	85	41-50	64
2:00 PM	0	0	0	1	6	7	15	28	7	2	0	0	0	0	66	41-50	43
2:15 PM	6	0	0	0	4	7	33	34	12	0	0	0	0	0	96	41-50	67
2:30 PM	3	0	0	1	4	12	19	26	12	2	0	0	0	0	79	41-50	45
2:45 PM	5	0	0	0	0	8	22	31	12	2	0	0	0	0	80	41-50	53
3:00 PM	5	0	0	1	1	5	35	37	15	1	0	0	0	0	100	41-50	72
3:15 PM	0	0	0	0	2	6	39	46	17	1	0	0	0	0	111	41-50	84
3:30 PM	4	0	0	0	5	2	20	37	24	0	0	0	0	0	92	46-55	60
3:45 PM	2	0	0	1	9	11	26	30	11	0	0	0	0	0	90	41-50	56
4:00 PM	3	0	0	0	1	5	23	45	12	1	0	0	0	0	90	41-50	68
4:15 PM	2	0	0	0	3	3	21	53	26	1	0	0	0	0	109	46-55	78
4:30 PM	2	0	0	4	1	4	21	57	17	0	0	0	0	0	106	41-50	78
4:45 PM	4	0	0	4	3	6	35	60	17	2	0	0	0	0	131	41-50	95
5:00 PM	6	0	0	0	0	5	18	65	19	2	0	0	0	0	115	46-55	84
5:15 PM	7	0	0	0	6	11	37	49	21	1	0	0	0	0	132	41-50	86
5:30 PM	9	0	0	0	3	12	45	55	21	3	0	0	0	0	148	41-50	100
5:45 PM	2	0	0	0	5	7	25	52	24	1	0	0	0	0	116	41-50	77
Day Total																	
Percent																	
AM Peak Volume																	
PM Peak Volume																	
Comments:																	

LOCATION: 11. N Shingle Rd to Lotus Rd SPECIFIC LOCATION: 0 ft from CITY/STATE: El Dorado Hills, CA															QC JOB #: 12004743 DIRECTION: EB DATE: May 07 2014		
Start Time	15	20	25	30	35	40	45	50	55	60	65	70	75	999	Total	Pace Speed	Number in Pace
6:00 PM	1	0	0	0	1	0	29	46	24	1	0	0	0	0	102	41-50	75
6:15 PM	3	0	0	0	3	8	23	43	16	0	0	0	0	0	96	41-50	66
6:30 PM	3	0	0	0	4	7	18	31	19	2	0	0	0	0	84	46-55	49
6:45 PM	4	0	0	0	0	2	17	41	25	1	0	0	0	0	90	46-55	66
7:00 PM	10	0	0	0	0	8	18	36	4	2	0	0	0	0	78	41-50	54
7:15 PM	3	0	0	0	4	3	13	32	14	0	0	0	0	0	69	46-55	45
7:30 PM	3	0	0	0	0	6	11	13	13	0	0	0	0	0	46	46-55	26
7:45 PM	1	0	0	0	3	1	14	15	16	1	0	0	0	0	51	46-55	31
8:00 PM	2	0	0	0	2	3	4	22	6	0	0	1	0	0	40	46-55	28
8:15 PM	3	0	0	5	2	5	14	18	7	2	0	0	0	0	56	41-50	32
8:30 PM	0	0	0	0	1	2	15	18	9	1	0	0	0	0	46	41-50	33
8:45 PM	2	0	0	1	0	1	8	17	6	1	0	0	0	0	36	43-52	24
9:00 PM	1	0	0	0	0	0	7	14	6	2	0	0	0	0	30	41-50	21
9:15 PM	3	0	0	0	0	1	5	8	4	0	2	0	0	0	23	41-50	13
9:30 PM	1	0	0	0	0	0	7	13	9	2	0	0	0	0	32	46-55	21
9:45 PM	2	0	0	0	1	2	2	7	5	2	0	0	0	0	21	46-55	12
10:00 PM	3	0	0	0	0	2	4	16	5	0	0	0	0	0	30	46-55	21
10:15 PM	1	0	0	0	0	2	4	11	8	0	0	0	0	0	26	46-55	19
10:30 PM	0	0	0	0	1	1	3	6	6	0	0	0	0	0	17	46-55	11
10:45 PM	1	0	0	0	0	0	2	6	4	2	0	0	0	0	15	46-55	10
11:00 PM	0	0	1	0	0	0	2	5	3	1	0	0	0	0	12	47-56	7
11:15 PM	0	0	0	0	0	1	1	3	1	0	0	0	0	0	6	41-50	4
11:30 PM	1	0	0	0	0	0	5	3	3	0	0	0	0	0	12	43-52	7
11:45 PM	1	0	0	0	0	1	0	4	7	0	0	0	0	0	13	47-56	10
Day Total	178	1	4	23	108	313	1072	1843	686	62	3	1	1	0	4295	41-50	2915
Percent	4.1%	0.0%	0.1%	0.5%	2.5%	7.3%	25.0%	42.9%	16.0%	1.4%	0.1%	0.0%	0.0%	0.0%			
ADT 4295																	
AM Peak	7:45 AM	6:15 AM	4:15 AM	11:45 AM	10:45 AM	10:00 AM	9:30 AM	11:00 AM	9:15 AM	6:30 AM	9:45 AM	6:45 AM			8:30 AM		
Volume	5	1	1	2	3	16	28	33	11	3	1	1			65		
PM Peak	7:00 PM		12:15 PM	8:15 PM	3:45 PM	1:30 PM	5:30 PM	5:00 PM	4:15 PM	5:30 PM	9:15 PM	8:00 PM		5:30 PM			
Volume	10		1	5	9	19	45	65	26	3	2	1		148			
<i>Comments:</i>																	

LOCATION: 11. N Shingle Rd to Lotus Rd SPECIFIC LOCATION: 0 ft from CITY/STATE: El Dorado Hills, CA															QC JOB #: 12004743 DIRECTION: EB DATE: May 08 2014		
Start Time	15	20	25	30	35	40	45	50	55	60	65	70	75	999	Total	Pace Speed	Number in Pace
12:00 AM	0	0	0	0	0	1	1	7	4	0	0	0	0	0	13	46-55	11
12:15 AM	1	0	0	0	1	0	1	4	3	0	0	0	0	0	10	47-56	6
12:30 AM	1	0	0	0	0	0	0	3	0	1	0	0	0	0	5	41-50	3
12:45 AM	0	0	0	0	0	0	0	2	1	0	0	0	0	0	3	46-55	3
1:00 AM	0	0	0	0	0	0	0	1	1	0	0	0	0	0	2	46-55	2
1:15 AM	0	0	0	0	0	0	0	2	2	1	0	0	0	0	5	46-55	4
1:30 AM	1	1	0	0	0	0	1	0	0	0	0	0	0	0	3	15-24	1
1:45 AM	0	0	0	0	0	0	0	2	1	0	0	0	0	0	3	46-55	3
2:00 AM	0	0	0	0	0	0	0	0	2	0	0	0	0	0	2	46-55	2
2:15 AM	0	0	0	0	0	1	0	1	0	0	0	0	0	0	2	31-40	1
2:30 AM	0	0	0	0	0	0	0	0	1	0	0	0	0	0	1	46-55	1
2:45 AM	0	0	0	0	0	0	0	0	1	0	0	0	0	0	1	46-55	1
3:00 AM	0	0	0	0	0	0	0	1	0	0	0	0	0	0	1	41-50	1
3:15 AM	0	0	0	0	0	0	0	0	0	0	0	0	0	0	0	1-10	0
3:30 AM	0	0	0	0	0	0	0	0	1	0	0	0	0	0	1	46-55	1
3:45 AM	0	0	0	0	0	0	0	2	1	1	0	0	0	0	4	46-55	3
4:00 AM	0	0	0	0	0	0	0	0	0	0	0	0	0	0	0	1-10	0
4:15 AM	0	0	0	0	1	0	1	0	1	0	0	0	0	0	3	26-35	1
4:30 AM	0	0	0	0	0	0	1	3	0	0	0	0	0	0	4	41-50	4
4:45 AM	0	0	0	0	0	0	0	2	1	0	0	0	0	0	3	46-55	3
5:00 AM	0	0	0	0	1	0	2	1	0	0	0	0	0	0	4	41-50	3
5:15 AM	0	0	0	0	0	0	1	1	1	0	0	0	0	0	3	46-55	2
5:30 AM	0	0	0	1	0	0	2	8	2	1	0	0	0	0	14	41-50	10
5:45 AM	0	0	0	0	0	2	4	4	4	0	0	0	0	0	14	46-55	8
Day Total																	
Percent																	
AM Peak																	
Volume																	
PM Peak																	
Volume																	
Comments:																	

LOCATION: 11. N Shingle Rd to Lotus Rd SPECIFIC LOCATION: 0 ft from CITY/STATE: El Dorado Hills, CA															QC JOB #: 12004743 DIRECTION: EB DATE: May 08 2014		
Start Time	15	20	25	30	35	40	45	50	55	60	65	70	75	999	Total	Pace Speed	Number in Pace
6:00 AM	1	0	0	0	0	0	2	5	3	0	0	0	0	0	11	46-55	7
6:15 AM	0	0	0	0	0	0	2	4	9	2	0	0	0	0	17	46-55	13
6:30 AM	2	0	0	0	0	1	9	7	5	0	0	0	0	0	24	42-51	15
6:45 AM	1	0	0	0	0	0	9	12	6	2	0	0	0	0	30	42-51	20
7:00 AM	2	0	0	0	0	0	9	18	4	0	1	0	0	0	34	41-50	27
7:15 AM	0	0	0	0	0	2	10	18	8	0	0	0	0	0	38	41-50	28
7:30 AM	3	0	0	0	1	2	10	20	9	0	0	0	0	0	45	41-50	30
7:45 AM	5	0	0	1	2	3	24	32	3	0	0	0	0	0	70	41-50	56
8:00 AM	1	0	0	1	4	9	19	6	2	1	0	0	0	0	43	37-46	27
8:15 AM	2	0	0	2	2	11	11	4	0	0	0	0	0	0	32	36-45	22
8:30 AM	2	0	0	5	21	24	2	1	0	0	0	0	0	0	55	31-40	44
8:45 AM	2	0	0	0	9	28	18	7	3	1	0	0	0	0	68	36-45	45
9:00 AM	2	0	0	1	6	6	21	8	3	0	0	0	0	0	47	41-50	29
9:15 AM	1	0	0	0	2	7	25	17	4	0	0	0	0	0	56	41-50	42
9:30 AM	2	0	0	0	2	18	31	6	2	0	0	0	0	0	61	36-45	49
9:45 AM	1	0	0	0	0	13	21	16	3	0	0	0	0	0	54	41-50	37
10:00 AM	1	0	0	0	1	4	13	18	6	0	0	0	0	0	43	41-50	31
10:15 AM	0	0	0	1	6	9	18	16	5	0	0	0	0	0	55	41-50	34
10:30 AM	1	0	0	0	1	4	16	24	8	0	0	0	0	0	54	41-50	39
10:45 AM	3	0	0	0	3	3	6	14	4	0	0	0	0	0	33	41-50	20
11:00 AM	0	0	0	0	0	2	11	26	6	1	0	0	0	0	46	41-50	37
11:15 AM	2	0	0	0	1	4	20	26	5	1	0	0	0	0	59	41-50	46
11:30 AM	2	0	0	0	3	7	11	24	4	0	0	0	0	0	51	41-50	35
11:45 AM	1	0	0	0	0	1	16	38	3	1	0	0	0	0	60	41-50	53
Day Total																	
Percent																	
AM Peak Volume																	
PM Peak Volume																	
Comments:																	

LOCATION: 11. N Shingle Rd to Lotus Rd SPECIFIC LOCATION: 0 ft from CITY/STATE: El Dorado Hills, CA															QC JOB #: 12004743 DIRECTION: EB DATE: May 08 2014		
Start Time	15	20	25	30	35	40	45	50	55	60	65	70	75	999	Total	Pace Speed	Number in Pace
12:00 PM	1	0	0	0	2	10	20	23	6	1	0	0	0	0	63	41-50	42
12:15 PM	2	0	0	0	0	6	11	38	6	1	0	0	0	0	64	41-50	48
12:30 PM	1	0	0	0	0	9	15	25	5	2	0	0	0	0	57	41-50	40
12:45 PM	1	0	0	0	3	2	10	26	11	0	0	0	0	0	53	46-55	37
1:00 PM	2	0	0	0	3	1	17	24	6	1	0	0	0	0	54	41-50	40
1:15 PM	0	0	0	0	2	3	17	24	13	0	0	0	0	0	59	42-51	40
1:30 PM	2	0	0	0	3	1	5	26	14	1	0	0	0	0	52	46-55	39
1:45 PM	4	0	0	0	3	1	24	23	14	0	0	0	0	0	69	41-50	46
2:00 PM	1	0	0	0	3	9	25	17	8	0	0	0	0	0	63	41-50	42
2:15 PM	3	0	0	0	5	4	16	34	12	0	0	0	0	0	74	42-51	49
2:30 PM	4	0	0	0	1	2	22	31	16	1	0	0	0	0	77	41-50	53
2:45 PM	0	0	0	1	3	9	30	31	9	2	0	0	0	0	85	41-50	61
3:00 PM	6	0	0	0	5	3	13	21	16	4	0	0	0	0	68	46-55	37
3:15 PM	5	0	0	0	0	5	21	32	17	0	0	0	0	0	80	41-50	53
3:30 PM	1	0	0	0	4	4	11	46	11	0	0	0	0	0	77	46-55	57
3:45 PM	4	1	0	0	3	2	17	47	19	3	1	0	0	0	97	46-55	66
4:00 PM	5	0	0	0	2	5	18	45	18	2	1	0	0	0	96	41-50	63
4:15 PM	5	0	0	0	4	4	26	55	14	1	0	0	0	0	109	41-50	81
4:30 PM	3	0	0	0	2	1	22	35	25	2	0	0	0	0	90	46-55	60
4:45 PM	11	0	0	0	0	8	26	49	31	1	0	0	0	0	126	46-55	79
5:00 PM	2	0	0	0	1	6	20	60	30	1	0	0	0	0	120	46-55	90
5:15 PM	4	0	0	0	2	2	29	60	23	1	0	0	0	0	121	41-50	89
5:30 PM	6	0	0	0	0	7	31	57	18	1	0	0	0	0	120	41-50	88
5:45 PM	3	0	0	0	3	5	17	65	29	0	0	0	0	0	122	46-55	94
Day Total																	
Percent																	
AM Peak Volume																	
PM Peak Volume																	
Comments:																	

LOCATION: 11. N Shingle Rd to Lotus Rd SPECIFIC LOCATION: 0 ft from CITY/STATE: El Dorado Hills, CA															QC JOB #: 12004743 DIRECTION: EB DATE: May 08 2014			
Start Time	15	20	25	30	35	40	45	50	55	60	65	70	75	999	Total	Pace Speed	Number in Pace	
6:00 PM	6	0	0	0	2	6	23	34	29	2	0	0	0	0	102	46-55	62	
6:15 PM	2	0	0	0	1	2	21	38	16	1	0	0	0	0	81	41-50	58	
6:30 PM	6	0	0	0	3	2	33	41	18	1	0	0	0	0	104	41-50	74	
6:45 PM	2	0	0	0	1	3	7	44	27	0	0	0	0	0	84	46-55	71	
7:00 PM	2	0	0	1	4	3	10	43	13	0	0	0	0	0	76	46-55	55	
7:15 PM	4	0	0	2	2	5	11	32	6	0	0	0	0	0	62	41-50	43	
7:30 PM	3	0	0	0	1	3	4	17	23	0	0	0	0	0	51	46-55	40	
7:45 PM	1	0	0	1	3	1	15	28	14	0	0	0	0	0	63	41-50	43	
8:00 PM	1	1	0	0	0	4	10	14	6	1	0	0	0	0	37	42-51	23	
8:15 PM	3	0	0	0	1	0	5	27	8	0	0	0	0	0	44	46-55	35	
8:30 PM	1	0	0	1	0	2	2	18	10	1	0	0	0	0	35	46-55	28	
8:45 PM	0	0	1	0	1	3	6	18	8	1	0	0	0	0	38	46-55	26	
9:00 PM	3	0	0	0	0	2	8	24	1	1	0	0	0	0	39	41-50	32	
9:15 PM	2	0	1	0	0	3	7	17	8	1	0	0	0	0	39	46-55	25	
9:30 PM	0	0	0	0	1	7	10	13	1	0	0	0	0	0	32	41-50	23	
9:45 PM	0	0	0	1	1	2	9	19	0	2	0	0	0	0	34	41-50	27	
10:00 PM	0	0	0	0	1	0	3	12	2	1	0	0	0	0	19	41-50	15	
10:15 PM	0	0	0	0	0	0	3	11	4	0	0	0	0	0	18	46-55	15	
10:30 PM	0	0	0	0	0	3	6	5	1	0	0	0	0	0	15	41-50	11	
10:45 PM	0	0	0	0	0	2	3	7	1	0	0	0	0	0	13	41-50	10	
11:00 PM	1	0	0	0	0	0	5	4	1	1	0	0	0	0	12	41-50	9	
11:15 PM	0	0	0	0	0	3	6	6	1	0	0	0	0	0	16	41-50	11	
11:30 PM	0	0	0	0	0	2	2	3	1	0	0	0	0	0	8	45-54	4	
11:45 PM	0	0	0	0	0	0	0	6	2	1	0	0	0	0	9	46-55	8	
Day Total	153	3	2	19	143	329	1020	1786	704	52	3	0	0	0	4214	41-50	2805	
Percent	3.6%	0.1%	0.0%	0.5%	3.4%	7.8%	24.2%	42.4%	16.7%	1.2%	0.1%	0.0%	0.0%	0.0%				
ADT 4214																		
AM Peak	7:45 AM	1:30 AM		8:30 AM	8:30 AM	8:45 AM	9:30 AM	11:45 AM	6:15 AM	6:15 AM	7:00 AM				7:45 AM			
Volume	5	1		5	21	28	31	38	9	2	1				70			
PM Peak	4:45 PM	3:45 PM	8:45 PM	7:15 PM	2:15 PM	12:00 PM	6:30 PM	5:45 PM	4:45 PM	3:00 PM	3:45 PM				4:45 PM			
Volume	11	1	1	2	5	10	33	65	31	4	1				126			
<i>Comments:</i>																		

LOCATION: 11. N Shingle Rd to Lotus Rd SPECIFIC LOCATION: 0 ft from CITY/STATE: El Dorado Hills, CA															QC JOB #: 12004743 DIRECTION: EB DATE: May 09 2014		
Start Time	15	20	25	30	35	40	45	50	55	60	65	70	75	999	Total	Pace Speed	Number in Pace
12:00 AM	0	0	0	0	0	0	1	5	1	0	0	0	0	0	7	41-50	6
12:15 AM	0	0	0	0	0	0	1	2	3	0	0	0	0	0	6	48-57	4
12:30 AM	0	0	0	0	0	3	2	2	1	0	0	0	0	0	8	36-45	5
12:45 AM	1	0	0	0	0	0	0	3	1	1	0	0	0	0	6	46-55	4
1:00 AM	0	0	0	0	0	0	0	2	0	0	0	0	0	0	2	41-50	2
1:15 AM	0	0	0	0	0	0	0	1	0	0	0	0	0	0	1	41-50	1
1:30 AM	1	0	0	0	0	0	1	1	1	0	0	0	0	0	4	46-55	2
1:45 AM	0	0	0	0	0	0	0	0	1	0	0	0	0	0	1	46-55	1
2:00 AM	0	0	0	0	0	0	0	0	1	0	0	0	0	0	1	46-55	1
2:15 AM	1	0	0	0	0	0	1	1	3	0	0	0	0	0	6	46-55	4
2:30 AM	0	0	0	0	0	0	0	0	0	0	0	0	0	0	0	1-10	0
2:45 AM	0	0	0	0	0	0	0	2	1	1	0	0	0	0	4	46-55	3
3:00 AM	0	0	0	0	0	0	2	0	1	0	0	0	0	0	3	36-45	2
3:15 AM	0	0	0	0	0	0	0	0	0	0	0	0	0	0	0	1-10	0
3:30 AM	1	0	0	0	0	0	0	1	0	0	0	0	0	0	2	41-50	1
3:45 AM	0	0	0	0	0	0	1	0	1	0	0	0	0	0	2	36-45	1
4:00 AM	0	0	0	0	0	0	1	1	0	0	0	0	0	0	2	41-50	2
4:15 AM	0	0	0	1	0	0	0	0	1	0	0	0	0	0	2	21-30	1
4:30 AM	0	0	0	0	0	0	0	1	1	0	0	0	0	0	2	46-55	2
4:45 AM	2	0	0	0	0	0	0	0	1	0	0	0	0	0	3	8-17	1
5:00 AM	0	0	0	0	0	1	0	3	1	0	0	0	0	0	5	46-55	4
5:15 AM	0	0	0	0	0	0	2	2	3	1	0	0	0	0	8	50-59	4
5:30 AM	1	0	0	0	1	0	3	4	4	0	0	0	0	0	13	46-55	8
5:45 AM	0	0	0	0	1	0	1	3	2	0	0	0	0	0	7	46-55	5
Day Total																	
Percent																	
AM Peak																	
Volume																	
PM Peak																	
Volume																	
Comments:																	

LOCATION: 11. N Shingle Rd to Lotus Rd SPECIFIC LOCATION: 0 ft from CITY/STATE: El Dorado Hills, CA															QC JOB #: 12004743 DIRECTION: EB DATE: May 09 2014		
Start Time	15	20	25	30	35	40	45	50	55	60	65	70	75	999	Total	Pace Speed	Number in Pace
6:00 AM	2	0	0	0	0	0	3	6	0	0	0	0	0	0	11	42-51	8
6:15 AM	4	0	0	0	0	0	4	8	2	3	0	0	0	0	21	41-50	12
6:30 AM	1	0	0	0	0	1	2	10	3	0	0	0	0	0	17	46-55	13
6:45 AM	0	0	0	0	0	0	3	11	11	0	2	0	0	0	27	46-55	22
7:00 AM	2	0	0	0	0	0	6	15	6	1	0	0	0	0	30	46-55	21
7:15 AM	2	0	0	0	0	1	16	21	4	0	0	0	0	0	44	41-50	37
7:30 AM	1	0	0	0	2	4	13	17	12	0	0	0	0	0	49	45-54	29
7:45 AM	1	0	0	0	2	8	15	27	5	0	1	0	0	0	59	41-50	42
8:00 AM	1	0	0	0	1	4	9	15	6	1	0	0	0	0	37	41-50	24
8:15 AM	4	0	0	0	0	3	9	28	8	0	0	0	0	0	52	41-50	37
8:30 AM	2	0	0	0	4	10	16	18	4	0	0	0	0	0	54	41-50	34
8:45 AM	3	0	0	0	1	2	15	21	7	0	0	0	0	0	49	41-50	36
9:00 AM	2	0	0	0	0	2	10	17	6	2	0	0	0	0	39	42-51	26
9:15 AM	0	0	0	1	0	2	18	26	3	1	0	0	0	0	51	41-50	44
9:30 AM	2	0	0	0	1	4	19	26	7	0	0	0	0	0	59	41-50	45
9:45 AM	0	0	0	0	1	2	5	20	6	0	0	0	0	0	34	46-55	26
10:00 AM	1	0	0	0	0	10	16	16	4	0	0	0	0	0	47	41-50	32
10:15 AM	0	0	0	0	1	5	10	23	1	0	0	0	0	0	40	41-50	33
10:30 AM	1	0	0	0	1	1	16	16	9	0	0	0	0	0	44	41-50	32
10:45 AM	3	0	0	0	0	10	14	18	5	0	0	0	0	0	50	41-50	32
11:00 AM	2	0	0	0	1	2	17	16	5	1	0	0	0	0	44	41-50	33
11:15 AM	1	0	0	0	5	5	12	25	3	2	0	0	0	0	53	41-50	37
11:30 AM	0	0	0	0	1	4	13	19	2	1	0	0	0	0	40	41-50	31
11:45 AM	1	0	0	0	1	2	23	22	11	2	0	0	0	0	62	41-50	45
Day Total																	
Percent																	
AM Peak Volume																	
PM Peak Volume																	
Comments:																	

LOCATION: 11. N Shingle Rd to Lotus Rd SPECIFIC LOCATION: 0 ft from CITY/STATE: El Dorado Hills, CA															QC JOB #: 12004743 DIRECTION: EB DATE: May 09 2014		
Start Time	15	20	25	30	35	40	45	50	55	60	65	70	75	999	Total	Pace Speed	Number in Pace
12:00 PM	1	0	0	1	2	1	16	23	9	1	0	0	0	0	54	41-50	39
12:15 PM	4	0	0	0	1	6	25	29	6	0	0	0	0	0	71	41-50	53
12:30 PM	3	0	0	1	1	5	14	30	8	0	0	0	0	0	62	41-50	44
12:45 PM	3	0	0	0	1	6	14	27	9	0	0	0	0	0	60	41-50	41
1:00 PM	3	0	0	0	1	3	5	36	16	0	0	0	0	0	64	46-55	52
1:15 PM	3	0	0	0	0	1	20	25	20	1	0	0	0	0	70	41-50	45
1:30 PM	7	0	0	0	2	13	23	33	12	1	0	0	0	0	91	41-50	55
1:45 PM	0	0	0	0	1	7	22	36	13	2	0	0	0	0	81	41-50	58
2:00 PM	3	0	0	0	3	5	20	32	14	1	0	0	0	0	78	41-50	52
2:15 PM	2	0	0	0	4	6	21	29	9	2	0	0	0	0	73	41-50	49
2:30 PM	4	0	0	0	1	6	26	29	7	0	0	0	0	0	73	41-50	54
2:45 PM	3	0	0	0	4	8	16	36	6	1	0	0	0	0	74	41-50	52
3:00 PM	2	0	0	1	1	14	32	49	6	1	1	0	0	0	107	41-50	81
3:15 PM	5	0	0	0	0	10	40	43	18	0	0	0	0	0	116	41-50	82
3:30 PM	5	0	0	1	0	3	30	48	17	1	0	0	0	0	105	41-50	77
3:45 PM	5	0	0	0	2	18	46	33	11	0	0	0	0	0	115	41-50	78
4:00 PM	3	0	0	0	1	6	33	44	8	1	0	0	0	0	96	41-50	77
4:15 PM	6	0	0	0	3	9	16	59	17	1	0	0	0	0	111	46-55	76
4:30 PM	2	0	0	0	0	14	23	43	19	1	0	0	0	0	102	41-50	66
4:45 PM	2	0	0	0	1	4	14	55	24	6	0	0	0	0	106	46-55	79
5:00 PM	3	0	0	0	1	2	24	53	19	2	0	0	0	0	104	41-50	76
5:15 PM	5	0	0	0	1	4	33	76	15	0	0	0	0	0	134	41-50	108
5:30 PM	4	0	0	0	4	7	33	34	21	2	0	0	0	0	105	41-50	67
5:45 PM	3	0	0	0	0	5	16	59	29	1	0	0	0	0	113	46-55	88
Day Total																	
Percent																	
AM Peak Volume																	
PM Peak Volume																	
Comments:																	

LOCATION: 11. N Shingle Rd to Lotus Rd SPECIFIC LOCATION: 0 ft from CITY/STATE: El Dorado Hills, CA															QC JOB #: 12004743 DIRECTION: EB DATE: May 09 2014		
Start Time	15	20	25	30	35	40	45	50	55	60	65	70	75	999	Total	Pace Speed	Number in Pace
6:00 PM	1	0	0	0	0	0	27	57	18	1	0	0	0	0	104	41-50	84
6:15 PM	3	0	0	0	2	9	28	30	16	3	0	0	0	0	91	41-50	58
6:30 PM	1	0	0	0	0	4	21	43	17	0	0	0	0	0	86	41-50	64
6:45 PM	1	0	0	0	6	8	24	32	8	0	0	0	0	0	79	41-50	56
7:00 PM	1	0	0	0	0	3	22	38	9	0	0	0	0	0	73	41-50	59
7:15 PM	4	0	0	0	2	2	10	28	8	1	0	0	0	0	55	41-50	38
7:30 PM	0	0	0	0	0	4	28	33	10	0	0	0	0	0	75	41-50	60
7:45 PM	2	0	0	0	1	7	7	25	14	4	0	0	0	0	60	46-55	38
8:00 PM	3	0	0	0	1	1	10	26	14	0	0	0	0	0	55	46-55	39
8:15 PM	2	0	0	0	4	3	12	26	6	1	0	0	0	0	54	41-50	38
8:30 PM	0	0	0	0	0	2	13	26	9	0	0	0	0	0	50	41-50	39
8:45 PM	3	0	0	0	0	2	14	22	3	0	0	0	0	0	44	41-50	36
9:00 PM	1	0	0	0	2	11	13	12	5	0	0	0	0	0	44	41-50	24
9:15 PM	1	0	0	0	2	2	6	13	7	0	0	0	0	0	31	46-55	19
9:30 PM	1	0	0	0	4	1	5	18	3	1	0	0	0	0	33	41-50	23
9:45 PM	1	0	0	0	0	0	7	20	7	0	0	0	0	0	35	41-50	27
10:00 PM	3	0	0	0	0	0	8	11	13	0	0	0	0	0	35	46-55	24
10:15 PM	0	0	0	2	4	1	6	21	5	0	0	0	0	0	39	41-50	27
10:30 PM	1	0	0	0	3	3	8	9	9	2	0	0	0	0	35	46-55	18
10:45 PM	0	0	0	0	1	1	3	6	5	1	0	0	0	0	17	46-55	11
11:00 PM	4	0	0	0	0	1	1	12	7	1	0	0	0	0	26	46-55	18
11:15 PM	0	0	0	0	0	0	1	4	8	0	0	0	0	0	13	46-55	12
11:30 PM	3	0	0	0	0	0	0	6	6	1	0	0	0	0	16	46-55	11
11:45 PM	2	0	0	0	0	1	3	6	5	1	0	0	0	0	18	46-55	11
Day Total	162	0	0	8	91	315	1139	1960	702	60	4	0	0	0	4441	41-50	3099
Percent	3.6%	0.0%	0.0%	0.2%	2.0%	7.1%	25.6%	44.1%	15.8%	1.4%	0.1%	0.0%	0.0%	0.0%			
ADT 4441																	
AM Peak	6:15 AM																
Volume	4			1	5	10	23	28	12	3	2				62		
PM Peak	1:30 PM																
Volume	7			2	6	18	46	76	29	6	1				134		
<i>Comments:</i>																	

LOCATION: 11. N Shingle Rd to Lotus Rd														QC JOB #: 12004743			
SPECIFIC LOCATION: 0 ft from														DIRECTION: EB			
CITY/STATE: El Dorado Hills, CA														DATE: May 03 2014 - May 09 2014			
Start Time	1 15	16 20	21 25	26 30	31 35	36 40	41 45	46 50	51 55	56 60	61 65	66 70	71 75	76 999	Total	Pace Speed	Number in Pace
Grand Total	1166	8	14	149	777	2338	7663	11476	4051	346	20	1	1	1	28011	41-50	19139
Percent	4.2%	0.0%	0.0%	0.5%	2.8%	8.3%	27.4%	41.0%	14.5%	1.2%	0.1%	0.0%	0.0%	0.0%			
Cumulative Percent	4.2%	4.2%	4.2%	4.8%	7.5%	15.9%	43.3%	84.2%	98.7%	99.9%	100.0%	100.0%	100.0%	100.0%			
ADT 4001															85th Percentile 50 MPH Mean Speed(Average): 43 MPH Median 45 MPH Mode: 48 MPH		
<i>Comments:</i>																	

Report generated on 10/13/2014 10:27 AM

SOURCE: Quality Counts, LLC (<http://www.qualitycounts.net>)

