

**Fiscal Year 2016/2017 Addendum to Memorandum of Understanding
Department of Justice
Electronic Recording Delivery System
Costs for Regulation and Oversight**

11

Parties

This Addendum to the Memorandum of Understanding (Addendum) is between the California Department of Justice, hereinafter referred to as "DOJ" and the County of El Dorado, hereinafter referred to as "County."

Incorporation by Reference of MOU

Both County and DOJ agree that the terms of the MOU, previously executed, continue to operate and are incorporated herein by reference.

Purpose

The purpose of this Addendum is to continue the agreement found in the MOU previously executed by the parties to comply with the Electronic Recording Delivery Act of 2004 (ERDA) (Gov. Code, §§ 27390-27399; "Act"). This Addendum shall operate to bind the parties to the final proportionate costs to the County for fiscal year 2016/17. These costs include the costs for regulation and oversight.

Agreement

DOJ and County hereby consent and agree that County will pay DOJ for the direct cost of regulation and oversight in support of the Act, as set forth in Article 6 (commencing with Section 27390) to Chapter 6 of Division 2 of Title 3. The final proportionate cost for fiscal year 2016/17 is attached and incorporated by reference. Upon receipt of payment, the County is authorized to participate in the Electronic Recording Delivery System (ERDS).

Term of Addendum

The term of this Addendum operates for fiscal year 2016/17.

Faint mirrored text from the reverse side of the page, including "AFTER 10 days of..." and "County of El Dorado..."

MOU Representatives

The Addendum representatives during the term of this Addendum are:


County of: El Dorado	Department of Justice
Name:	Name: Michelle N. Mitchell
Phone:	Phone: (916) 227-1127
Fax:	Fax: (916) 227-0595
E-mail:	E-Mail: michellen.mitchell@doj.ca.gov


Agreed and Accepted

Certification of Addendum Representatives


I certify that I have read and understand the aforementioned statements and agree to comply with the requirements contained herein:

County of: El Dorado	Department of Justice
Name: Ron Mikulaco, Chair	Name: Michelle N. Mitchell

Signed: 
 Dated: 10/11/14

Signed: 
 Dated: _____

Attachments: Final Proportionate Costs:	Attachment A
Expenditure Report:	Attachment B

ATTEST: James S. Mitrison
 Clerk of the Board of Supervisors
 By 
 Kim Dawson, Sr. Deputy Clerk

Fiscal Year 2016/17 Final Proportionate Cost for County Recorders to Fund DOJ Program Costs

<i>County Code</i>	<i>County Name</i>	<i>Recordings*</i>	<i>% of Recordings</i>	<i>Final County Cost **</i>
1	Alameda	341,451	4.66%	\$8,073.50
4	Butte	53,928	0.74%	\$1,275.11
7	Contra Costa	310,805	4.24%	\$7,348.88
9	El Dorado	61,054	0.83%	\$1,443.60
10	Fresno	164,962	2.25%	\$3,900.47
15	Kern	199,224	2.72%	\$4,710.59
19	Los Angeles	1,598,848	21.82%	\$37,804.23
21	Marin	69,800	0.95%	\$1,650.40
24	Merced	46,732	0.64%	\$1,104.96
26	Mono	5,868	0.08%	\$138.75
27	Monterey	68,696	0.94%	\$1,624.29
28	Napa	38,908	0.53%	\$919.97
29	Nevada	36,614	0.50%	\$865.73
30	Orange	660,746	9.02%	\$15,623.12
31	Placer	71,213	0.97%	\$1,683.81
33	Riverside	645,463	8.81%	\$15,261.76
34	Sacramento	420,362	5.74%	\$9,939.32
35	San Benito	14,266	0.19%	\$337.31
36	San Bernardino	270,329	3.69%	\$6,391.84
37	San Diego	781,385	10.66%	\$18,475.59
38	San Francisco	207,354	2.83%	\$4,902.82
39	San Joaquin	157,604	2.15%	\$3,726.49
41	San Mateo	162,987	2.22%	\$3,853.77
42	Santa Barbara	81,703	1.11%	\$1,931.84

* Recordings are based on what the counties submitted to the Insurance Commissioner in 2015 per the LOI.

** The total documents recorded and filed by the participating counties, as reported to the Office of the Insurance Commissioner pursuant to Section 27296 of the Government Code, for the previous calendar year; A percentage figure will be calculated, by dividing the total documents recorded per participating county, by the total documents recorded for all participating counties; The percentage figure is applied to the estimated annual costs of the ERDS Program to arrive at each participating county's System Administrative Fee.

<i>County Code</i>	<i>County Name</i>	<i>Recordings*</i>	<i>% of Recordings</i>	<i>Final County Cost **</i>
43	Santa Clara	221,544	3.02%	\$5,238.33
44	Santa Cruz	59,899	0.82%	\$1,416.29
45	Shasta	44,154	0.60%	\$1,044.01
48	Solano	127,531	1.74%	\$3,015.43
49	Sonoma	111,454	1.52%	\$2,635.29
52	Tehama	15,832	0.22%	\$374.34
54	Tulare	85,858	1.17%	\$2,030.08
56	Ventura	191,463	2.61%	\$4,527.08
Total		7,328,037		\$173,269.00

* Recordings are based on what the counties submitted to the Insurance Commissioner in 2015 per the LOI.

** The total documents recorded and filed by the participating counties, as reported to the Office of the Insurance Commissioner pursuant to Section 27296 of the Government Code, for the previous calendar year; A percentage figure will be calculated, by dividing the total documents recorded per participating county, by the total documents recorded for all participating counties; The percentage figure is applied to the estimated annual costs of the ERDS Program to arrive at each participating county's System Administrative Fee.

PROJECTIONS
ERDS Expenditure/Collections Report

COLLECTIONS

YTD Collections (November 2004 through June 2016)	3,884,993
Interest on Collections	44,342
Total Collections	3,929,336

EXPENDITURES

Summary of ERDS Program Expenditures (November 2004 through June 2016)	3,833,606
2016-17 ERDS Projected Expenditures	223,269
1/ Expenditure Credit Applied to (2016-17) for Subsequent Years (2015-16)	(50,000)
2016-17 Projected MOUs	173,269

1/ Expenditures credits will be applied one year in arrears to allow for fiscal year liquidation.