

CUP-A18-0005- NEWTOWN CELL TOWER

Printed Name: Steven P. Smith
Signature: Steven P. Smith
Phone: 530 303 2730
Address: 500 Mike Bell Dr. P. Block P. #25726
E-Mail: hbean@ yahoo .com.

2018 AUG 31 PM 4:57
RECEIVED
PLANNING DEPARTMENT

This tower site has a fatal flaw as 2 surveyors from AT&T have placed the site 27' set back from thick brush and trees.

This is inappropriately placed on snow ridge in an updraft area. They are designed to withstand approximately 78 MPH winds, but we often get 100 MPH winds. Cal Fire requires 100' of clear space on that ridge. The site needs to be moved to the height of the tower if they only move 3' one stake will be even more off the edge on unstable sand and clay. It would block our only exit & fire trucks could not enter.

CUP-A18-0005- NEWTOWN CELL TOWER

Printed Name: Joanna Smith
Signature: Joanna Smith
Phone: 530-303-2730
Address: 1500 Mirabella Dr. Pollock Pines 95726
E-Mail: mountainxheatlh@gmail.com

2018 AUG 31 PM 11:11
RECEIVED
PLANNING DEPARTMENT

This tower site has a fatal flaw as 2 surveyors from AT&T have placed the site 27' set back from thick brush and trees.

This is inappropriately placed on snow ridge in an updraft area. They are designed to withstand approximately 78 MPH winds, but we often get 100 MPH winds. Cal Fire requires 100' of clear space on that ridge. The site needs to be moved to the height of the tower if they only move 3' one stake will be even more off the edge on unstable sand and clay. It would block our only exit & fire trucks could not enter.

CUP-A18-0005- NEWTOWN CELL TOWER

Printed Name: Kathy McCurry
Signature: Kathy McCurry retired teacher
Phone: 530-791-6424
Address: 7045 Kamloops
E-Mail: KMcCurry@hotmail.com

RECEIVED
PLANNING DEPARTMENT
2018 AUG 31 PM 14

This tower site has a fatal flaw as 2 surveyors from AT&T have placed the site 27' set back from thick brush and trees.

This is inappropriately placed on snow ridge in an updraft area. They are designed to withstand approximately 78 MPH winds, but we often get 100 MPH winds. Cal Fire requires 100' of clear space on that ridge. The site needs to be moved to the height of the tower if they only move 3' one stake will be even more off the edge on unstable sand and clay. It would block our only exit & fire trucks could not enter.

CUP-A18-0005- NEWTOWN CELL TOWER

Printed Name: Pegi Chesney *retired banker*
Signature: Pegi Chesney
Phone: 530-647-2437
Address: 5241 Johnson Lane Placerville, CA 95667
E-Mail: ches22817@gmail.com

RECEIVED
PLANNING DEPARTMENT
AUG 31 PM 1:14

This tower site has a fatal flaw as 2 surveyors from AT&T have placed the site 27' set back from thick brush and trees.

This is inappropriately placed on snow ridge in an updraft area. They are designed to withstand approximately 78 MPH winds, but we often get 100 MPH winds. Cal Fire requires 100' of clear space on that ridge. The site needs to be moved to the height of the tower if they only move 3' one stake will be even more off the edge on unstable sand and clay. It would block our only exit & fire trucks could not enter.

CUP-A18-0005- NEWTOWN CELL TOWER

Printed Name: Mandi Winnicki
Signature: Mandi Winnicki
Phone: 530-903-3215
Address: 3122 Spanish Laurel Road
E-Mail: ~~mandi@mandi.com~~ mandiboni@gmail.com

2018 AUG 31 PM 1:14
RECEIVED
PLANNING DEPARTMENT

This tower site has a fatal flaw as 2 surveyors from AT&T have placed the site 27' set back from thick brush and trees.

This is inappropriately placed on snow ridge in an updraft area. They are designed to withstand approximately 78 MPH winds, but we often get 100 MPH winds. Cal Fire requires 100' of clear space on that ridge. The site needs to be moved to the height of the tower if they only move 3' one stake will be even more off the edge on unstable sand and clay. It would block our only exit & fire trucks could not enter.

CUP-A18-0005- NEWTOWN CELL TOWER


Printed Name: Wally Getty
Signature: Wally Getty
Phone: _____
Address: _____
E-Mail: wallygetty@yahoo.com

2018 AUG 31 PM 1:14
RECEIVED
PLANNING DEPARTMENT

This tower site has a fatal flaw as 2 surveyors from AT&T have placed the site 27' set back from thick brush and trees.

This is inappropriately placed on snow ridge in an updraft area. They are designed to withstand approximately 78 MPH winds, but we often get 100 MPH winds. Cal Fire requires 100' of clear space on that ridge. The site needs to be moved to the height of the tower if they only move 3' one stake will be even more off the edge on unstable sand and clay. It would block our only exit & fire trucks could not enter.

CUP-A18-0005- NEWTOWN CELL TOWER

Printed Name: Rich Robertson
Signature: 
Phone: 530-957-4616
Address: _____
E-Mail: _____

2018 AUG 31 PM 1:14
RECEIVED
PLANNING DEPARTMENT

This tower site has a fatal flaw as 2 surveyors from AT&T have placed the site 27' set back from thick brush and trees.

This is inappropriately placed on snow ridge in an updraft area. They are designed to withstand approximately 78 MPH winds, but we often get 100 MPH winds. Cal Fire requires 100' of clear space on that ridge. The site needs to be moved to the height of the tower if they only move 3' one stake will be even more off the edge on unstable sand and clay. It would block our only exit & fire trucks could not enter.

Dear Board of Supervisors,
Concerning S17-0016 or
CUP-17-0005, the tower proposed for
Site 2 has a fatal flaw of being too
close to the property at lot 1 Oro
Court Rancho Del Sol. The setback
needs to be increased to the height of
the tower plus 10%, similar to other
counties near by. This will be
necessary to prevent the tower or
objects from falling onto this property
and people working or walking
on lot 1.

2018 AUG 31 PM 1:14
RECEIVED
PLANNING DEPARTMENT

Printed Name: Albert Aflague II

Signature: Albert

Phone: 530-333-7742

Address: 1283 Gold Rush Ln. Placerville, CA 95669

E-Mail: larp23@yahoo.com

CUP-A18-0005- NEWTOWN CELL TOWER

Printed Name: Damian Butler
Signature: [Signature]
Phone: (530) 416-3136
Address: 7340 Big Oak Rd
E-Mail: magik-530@yahoo.com

2018 AUG 31 PM 3:4
RECEIVED
PLANNING DEPARTMENT

This tower site has a fatal flaw as 2 surveyors from AT&T have placed the site 27' set back from thick brush and trees.

This is inappropriately placed on snow ridge in an updraft area. They are designed to withstand approximately 78 MPH winds, but we often get 100 MPH winds. Cal Fire requires 100' of clear space on that ridge. The site needs to be moved to the height of the tower if they only move 3' one stake will be even more off the edge on unstable sand and clay. It would block our only exit & fire trucks could not enter.

CUP-A18-0005- NEWTOWN CELL TOWER

Printed Name: DAVID SULLIVAN
Signature: [Handwritten Signature]
Phone: 208-324-4493
Address: 1488 # WOODMAN CIR
E-Mail: _____

RECEIVED
PLANNING DEPARTMENT
2018 AUG 31 PM 1:13

This tower site has a fatal flaw as 2 surveyors from AT&T have placed the site 27' set back from thick brush and trees.

This is inappropriately placed on snow ridge in an updraft area. They are designed to withstand approximately 78 MPH winds, but we often get 100 MPH winds. Cal Fire requires 100' of clear space on that ridge. The site needs to be moved to the height of the tower if they only move 3' one stake will be even more off the edge on unstable sand and clay. It would block our only exit & fire trucks could not enter.

CUP-A18-0005- NEWTOWN CELL TOWER

Printed Name: Haley Cardwell
Signature: Haley Cardwell
Phone: 530 903 2922
Address: haley.r.cardwell@gmail.com
E-Mail: 889 Reservoir St. Placerville, CA 95667

2018 AUG 31 PM 1:13
RECEIVED
PLANNING DEPARTMENT

This tower site has a fatal flaw as 2 surveyors from AT&T have placed the site 27' set back from thick brush and trees.

This is inappropriately placed on snow ridge in an updraft area. They are designed to withstand approximately 78 MPH winds, but we often get 100 MPH winds. Cal Fire requires 100' of clear space on that ridge. The site needs to be moved to the height of the tower if they only move 3' one stake will be even more off the edge on unstable sand and clay. It would block our only exit & fire trucks could not enter.

CUP-A18-0005- NEWTOWN CELL TOWER

Printed Name: Sandi Carmichael
Signature: *Sandi Carmichael*
Phone: _____
Address: P Box 173
E-Mail: _____

2018 AUG 31 PM 1:13
RECEIVED
PLANNING DEPARTMENT

This tower site has a fatal flaw as 2 surveyors from AT&T have placed the site 27' set back from thick brush and trees.

This is inappropriately placed on snow ridge in an updraft area. They are designed to withstand approximately 78 MPH winds, but we often get 100 MPH winds. Cal Fire requires 100' of clear space on that ridge. The site needs to be moved to the height of the tower if they only move 3' one stake will be even more off the edge on unstable sand and clay. It would block our only exit & fire trucks could not enter.

CUP-A18-0005- NEWTOWN CELL TOWER

Printed Name: Cheri Bellerby
Signature: Cheri Bellerby
Phone: 530-295-0148
Address: 6685 Steely Ridge Rd.
E-Mail: N/A

RECEIVED
PLANNING DEPARTMENT
2018 AUG 31 PM 1:13

This tower site has a fatal flaw as 2 surveyors from AT&T have placed the site 27' set back from thick brush and trees.

This is inappropriately placed on snow ridge in an updraft area. They are designed to withstand approximately 78 MPH winds, but we often get 100 MPH winds. Cal Fire requires 100' of clear space on that ridge. The site needs to be moved to the height of the tower if they only move 3' one stake will be even more off the edge on unstable sand and clay. It would block our only exit & fire trucks could not enter.

CUP-A18-0005- NEWTOWN CELL TOWER

Printed Name: Joe Liebert
Signature: Joe Liebert
Phone: _____
Address: P.O. Box 114, Somers, CT 06069
E-Mail: _____

2018 AUG 31 PM 1:13
RECEIVED
PLANNING DEPARTMENT

This tower site has a fatal flaw as 2 surveyors from AT&T have placed the site 27' set back from thick brush and trees.

This is inappropriately placed on snow ridge in an updraft area. They are designed to withstand approximately 78 MPH winds, but we often get 100 MPH winds. Cal Fire requires 100' of clear space on that ridge. The site needs to be moved to the height of the tower if they only move 3' one stake will be even more off the edge on unstable sand and clay. It would block our only exit & fire trucks could not enter.

CUP-A18-0005- NEWTOWN CELL TOWER

Printed Name: Diane Collier
Signature: Diane Collier
Phone: _____
Address: P.O. Box 796, Somerset CA 95668
E-Mail: [REDACTED]

2018 AUG 31 PM 1:13
RECEIVED
PLANNING DEPARTMENT


This tower site has a fatal flaw as 2 surveyors from AT&T have placed the site 27' set back from thick brush and trees.

This is inappropriately placed on snow ridge in an updraft area. They are designed to withstand approximately 78 MPH winds, but we often get 100 MPH winds. Cal Fire requires 100' of clear space on that ridge. The site needs to be moved to the height of the tower if they only move 3' one stake will be even more off the edge on unstable sand and clay. It would block our only exit & fire trucks could not enter.

Dear Board of Supervisors,
Concerning S17-0016 or
CUP^A-18-0005, the tower proposed for
Site 2 has a fatal flaw of being too
close to the property at lot 1 Oro
Court Rancho Del Sol. The setback
needs to be increased to the height of
the tower plus 10%, similar to other
counties near by. This will be
necessary to prevent the tower or
objects from falling onto this property
and people working or walking
on lot 1.

RECEIVED
PLANNING DEPARTMENT
AUG 31 PM 1:13

Printed Name: Jessica Dalton

Signature: 

Phone: _____

Address: 2828 Smith Flat School Rd

E-Mail: _____

Dear Board of Supervisors,
Concerning S17-0016 or
CUP-18-0005, the tower proposed for
Site 2 has a fatal flaw of being too
close to the property at lot 1 Oro
Court Rancho Del Sol. The setback
needs to be increased to the height of
the tower plus 10%, similar to other
counties near by. This will be
necessary to prevent the tower or
objects from falling onto this property
and people working or walking
on lot 1.

2018 AUG 31 PM 1:13
RECEIVED
PLANNING DEPARTMENT

Printed Name: Amber Clark

Signature: Amber Clark


Phone: 707 416 9403

Address: 5000 TRELIS TRL PLACERVILLE

E-Mail: Amber.Renaie.C@gmail.com

Dear Board of Supervisors,
Concerning S17-0016 or
CUP-17-0005, the tower proposed for
Site 2 has a fatal flaw of being too
close to the property at lot 1 Oro
Court Rancho Del Sol. The setback
needs to be increased to the height of
the tower plus 10%, similar to other
counties near by. This will be
necessary to prevent the tower or
objects from falling onto this property
and people working or walking
on lot 1.

2018 AUG 31 PM 1:13
RECEIVED
PLANNING DEPARTMENT

Printed Name: CARL DUNCAN
Signature: 
Phone: 530 903-0424
Address: Box 614 LOTUS
E-Mail: _____

CUP-A18-0005- NEWTOWN CELL TOWER

Printed Name: MICHAEL SIGNOR

Signature: M. Y. Signor

Phone: 530-444-1936

Address: _____

E-Mail: _____

2018 AUG 31 PM 1:13
RECEIVED
PLANNING DEPARTMENT

This tower site has a fatal flaw as 2 surveyors from AT&T have placed the site 27' set back from thick brush and trees.

This is inappropriately placed on snow ridge in an updraft area. They are designed to withstand approximately 78 MPH winds, but we often get 100 MPH winds. Cal Fire requires 100' of clear space on that ridge. The site needs to be moved to the height of the tower if they only move 3' one stake will be even more off the edge on unstable sand and clay. It would block our only exit & fire trucks could not enter.

Dear Board of Supervisors,
Concerning S17-0016 or
CUP-17-0005, the tower proposed for
Site 2 has a fatal flaw of being too
close to the property at lot 1 Oro
Court Rancho Del Sol. The setback
needs to be increased to the height of
the tower plus 10%, similar to other
counties near by. This will be
necessary to prevent the tower or
objects from falling onto this property
and people working or walking
on lot 1.

2018 AUG 31 PM 1:12
RECEIVED
PLANNING DEPARTMENT

Printed Name: Ryanne Levi

Signature: 

Phone: (530) 919-0567

Address: 4918 Golden St. Pollock Pines Ca 95726

E-Mail: ryannelevi@gmail.com

CUP-A18-0005- NEWTOWN CELL TOWER

Printed Name: Daryl Cornell
Signature: [Signature]
Phone: _____
Address: _____
E-Mail: _____

2018 AUG 31 PM 1:12
RECEIVED
PLANNING DEPARTMENT

This tower site has a fatal flaw as 2 surveyors from AT&T have placed the site 27' set back from thick brush and trees.

This is inappropriately placed on snow ridge in an updraft area. They are designed to withstand approximately 78 MPH winds, but we often get 100 MPH winds. Cal Fire requires 100' of clear space on that ridge. The site needs to be moved to the height of the tower if they only move 3' one stake will be even more off the edge on unstable sand and clay. It would block our only exit & fire trucks could not enter.

Dear Board of Supervisors,
Concerning S17-0016 or
CUP-17-0005, the tower proposed for
Site 2 has a fatal flaw of being too
close to the property at lot 1 Oro
Court Rancho Del Sol. The setback
needs to be increased to the height of
the tower plus 10%, similar to other
counties near by. This will be
necessary to prevent the tower or
objects from falling onto this property
and people working or walking
on lot 1.

RECEIVED
PLANNING DEPARTMENT
AUG 31 PM 1:12

Printed Name: Chelsea Walsh


Signature: 

Phone: 530 497-4248

Address: _____

E-Mail: chelseamarie727@yahoo.com

CUP-A18-0005- NEWTOWN CELL TOWER

Printed Name: RICHARD HASKINS
Signature: 
Phone: 530 626-1460
Address: PO BOX 337
E-Mail: RICH6LIZZY@GMAIL.COM

2018 AUG 31 PM 1:12
RECEIVED
PLANNING DEPARTMENT

This tower site has a fatal flaw as 2 surveyors from AT&T have placed the site 27' set back from thick brush and trees.

This is inappropriately placed on snow ridge in an updraft area. They are designed to withstand approximately 78 MPH winds, but we often get 100 MPH winds. Cal Fire requires 100' of clear space on that ridge. The site needs to be moved to the height of the tower if they only move 3' one stake will be even more off the edge on unstable sand and clay. It would block our only exit & fire trucks could not enter.

Dear Board of Supervisors,
Concerning S17-0016 or
CUPA17-0005, the tower proposed for
Site 2 has a fatal flaw of being too
close to the property at lot 1 Oro
Court Rancho Del Sol. The setback
needs to be increased to the height of
the tower plus 10%, similar to other
counties near by. This will be
necessary to prevent the tower or
objects from falling onto this property
and people working or walking
on lot 1.

Printed Name: _____

Signature: _____

Phone: _____

Address: _____

E-Mail: _____

2018 AUG 31 PM 1:12
RECEIVED
PLANNING DEPARTMENT

CUP-A18-0005- NEWTOWN CELL TOWER

Printed Name: Trudy Almendarez
Signature: Trudy Almendarez
Phone: 530-622-3677
Address: 4190 Loma Del Oro Ct.
E-Mail: talmendarez@marshallmedical.org

2018 AUG 31 PM 1:12
RECEIVED
PLANNING DEPARTMENT

This tower site has a fatal flaw as 2 surveyors from AT&T have placed the site 27' set back from thick brush and trees.

This is inappropriately placed on snow ridge in an updraft area. They are designed to withstand approximately 78 MPH winds, but we often get 100 MPH winds. Cal Fire requires 100' of clear space on that ridge. The site needs to be moved to the height of the tower if they only move 3' one stake will be even more off the edge on unstable sand and clay. It would block our only exit & fire trucks could not enter.

Dear Board of Supervisors,
Concerning S17-0016 or
CUP-17-0005, the tower proposed for
Site 2 has a fatal flaw of being too
close to the property at lot 1 Oro
Court Rancho Del Sol. The setback
needs to be increased to the height of
the tower plus 10%, similar to other
counties near by. This will be
necessary to prevent the tower or
objects from falling onto this property
and people working or walking
on lot 1.

2018 AUG 31 PM 1:12
RECEIVED
PLANNING DEPARTMENT

Printed Name: _____

Signature: _____

Phone: _____

Address: _____

E-Mail: _____

CUP-A18-0005- NEWTOWN CELL TOWER

Printed Name: Alex Stone
Signature: Alex Stone
Phone: 430-391-0768
Address: 400 Jane drive
E-Mail: AlexStone124@yahoo.com

2018 AUG 3 PM 1:12
RECEIVED
PLANNING DEPARTMENT

This tower site has a fatal flaw as 2 surveyors from AT&T have placed the site 27' set back from thick brush and trees.

This is inappropriately placed on snow ridge in an updraft area. They are designed to withstand approximately 78 MPH winds, but we often get 100 MPH winds. Cal Fire requires 100' of clear space on that ridge. The site needs to be moved to the height of the tower if they only move 3' one stake will be even more off the edge on unstable sand and clay. It would block our only exit & fire trucks could not enter.

CUP-A18-0005- NEWTOWN CELL TOWER

Printed Name: Lori Smith
Signature: [Handwritten Signature]
Phone: 916-716-0973
Address: 4221 Clouds Rest Rd. Placerville
E-Mail: LORI55283@gmail.com

2018 AUG 31 PM 12
RECEIVED
PLANNING DEPARTMENT

This tower site has a fatal flaw as 2 surveyors from AT&T have placed the site 27' set back from thick brush and trees.

This is inappropriately placed on snow ridge in an updraft area. They are designed to withstand approximately 78 MPH winds, but we often get 100 MPH winds. Cal Fire requires 100' of clear space on that ridge. The site needs to be moved to the height of the tower if they only move 3' one stake will be even more off the edge on unstable sand and clay. It would block our only exit & fire trucks could not enter.

CUP-A18-0005- NEWTOWN CELL TOWER

Printed Name: Robert Penn
Signature: [Handwritten Signature]
Phone: 530-303-3406
Address: 2020 oak Knoll CT
E-Mail: Robert L Penn 3@yahoo.com

2018 AUG 31 PM 1:12
RECEIVED
PLANNING DEPARTMENT

This tower site has a fatal flaw as 2 surveyors from AT&T have placed the site 27' set back from thick brush and trees.

This is inappropriately placed on snow ridge in an updraft area. They are designed to withstand approximately 78 MPH winds, but we often get 100 MPH winds. Cal Fire requires 100' of clear space on that ridge. The site needs to be moved to the height of the tower if they only move 3' one stake will be even more off the edge on unstable sand and clay. It would block our only exit & fire trucks could not enter.

CUP-A18-0005- NEWTOWN CELL TOWER

Printed Name: Laurie Finnley
Signature: [Signature]
Phone: 530 642-8082
Address: 4535 BOO BEAR LANE
E-Mail: ALPHAAS@ELIDORADO.COM

2018 AUG 31 PM 1:12
RECEIVED
PLANNING DEPARTMENT

This tower site has a fatal flaw as 2 surveyors from AT&T have placed the site 27' set back from thick brush and trees.

This is inappropriately placed on snow ridge in an updraft area. They are designed to withstand approximately 78 MPH winds, but we often get 100 MPH winds. Cal Fire requires 100' of clear space on that ridge. The site needs to be moved to the height of the tower if they only move 3' one stake will be even more off the edge on unstable sand and clay. It would block our only exit & fire trucks could not enter.

CUP-A18-0005- NEWTOWN CELL TOWER

Printed Name: Dawn Avalon

Signature: Dawn Avalon

Phone: 530-676-2387

Address: 2600 Knollwood Ct #

E-Mail: d.avalon@comcast.net

2018 AUG 31 PM 1:12
RECEIVED
PLANNING DEPARTMENT

This tower site has a fatal flaw as 2 surveyors from AT&T have placed the site 27' set back from thick brush and trees.

This is inappropriately placed on snow ridge in an updraft area. They are designed to withstand approximately 78 MPH winds, but we often get 100 MPH winds. Cal Fire requires 100' of clear space on that ridge. The site needs to be moved to the height of the tower if they only move 3' one stake will be even more off the edge on unstable sand and clay. It would block our only exit & fire trucks could not enter.

CUP-A18-0005- NEWTOWN CELL TOWER

Printed Name: TOM BIRCH
Signature: [Signature]
Phone: 530 644-1782
Address: 5137 SKI RUN P.P.
E-Mail: _____

2018 AUG 31 PM 1:11
RECEIVED
PLANNING DEPARTMENT

This tower site has a fatal flaw as 2 surveyors from AT&T have placed the site 27' set back from thick brush and trees.

This is inappropriately placed on snow ridge in an updraft area. They are designed to withstand approximately 78 MPH winds, but we often get 100 MPH winds. Cal Fire requires 100' of clear space on that ridge. The site needs to be moved to the height of the tower if they only move 3' one stake will be even more off the edge on unstable sand and clay. It would block our only exit & fire trucks could not enter.

CUP-A18-0005- NEWTOWN CELL TOWER

Printed Name: Janet Winters

Signature: Janet Winters

Phone: 530-626-5685

Address: 6170 Dogtown Somerset CA

E-Mail: tjdogtown@hughes.net

2018 AUG 31 PM 1:11
RECEIVED
PLANNING DEPARTMENT

This tower site has a fatal flaw as 2 surveyors from AT&T have placed the site 27' set back from thick brush and trees.

This is inappropriately placed on snow ridge in an updraft area. They are designed to withstand approximately 78 MPH winds, but we often get 100 MPH winds. Cal Fire requires 100' of clear space on that ridge. The site needs to be moved to the height of the tower if they only move 3' one stake will be even more off the edge on unstable sand and clay. It would block our only exit & fire trucks could not enter.

CUP-A18-0005- NEWTOWN CELL TOWER

Printed Name: ROBERT ESTRADA

Signature: 

Phone: 650 483 5375

Address: 420 PROSPECT ST CA 94070

E-Mail: 10ABALONG@gmail.com

2018 AUG 31 PM 1:27
RECEIVED
PLANNING DEPARTMENT

This tower site has a fatal flaw as 27' surveyors from AT&T have placed the site 27' set back from thick brush and trees.

This is inappropriately placed on snow ridge in an updraft area. They are designed to withstand approximately 78 MPH winds, but we often get 100 MPH winds. Cal Fire requires 100' of clear space on that ridge. The site needs to be moved to the height of the tower if they only move 3' one stake will be even more off the edge on unstable sand and clay. It would block our only exit & fire trucks could not enter.

CUP-A18-0005- NEWTOWN CELL TOWER

Printed Name: Emily Casillas

Signature: Emily Casillas

Phone: 530-417-6868

Address: 5800 Grey Fox Rd, Placerville CA 95667

E-Mail: erscasillas@gmail.com

2008 AUG 30 PM 1:11
RECEIVED
PLANNING DEPARTMENT

This tower site has a fatal flaw as surveyors from AT&T have placed the site 27' set back from thick brush and trees.

This is inappropriately placed on snow ridge in an updraft area. They are designed to withstand approximately 78 MPH winds, but we often get 100 MPH winds. Cal Fire requires 100' of clear space on that ridge. The site needs to be moved to the height of the tower if they only move 3' one stake will be even more off the edge on unstable sand and clay. It would block our only exit & fire trucks could not enter.

Dear Board of Supervisors,
Concerning S17-0016 or
CUP^A-18-0005, the tower proposed for
Site 2 has a fatal flaw of being too
close to the property at lot 1 Oro
Court Rancho Del Sol. The setback
needs to be increased to the height of
the tower plus 10%, similar to other
counties near by. This will be
necessary to prevent the tower or
objects from falling onto this property
and people working or walking
on lot 1.

2018 AUG 31 PM 1:11
RECEIVED
PLANNING DEPARTMENT

Printed Name: RON BELLECI

Signature: 

Phone: 408 - 250 - 5496

Address: 5557 PINE RIDGE DR

E-Mail: RON.BELLECI@AOL.COM

CUP-A18-0005- NEWTOWN CELL TOWER

Printed Name: Haley Keno
Signature: Haley Keno
Phone: 530 332 3362
Address: 5320 Garden Valley Rd Garden Valley CA 95634
E-Mail: khaleyk@gmail.com

RECEIVED
PLANNING DEPARTMENT
AUG 31 PM 1:11

This tower site has a fatal flaw as 2
surveyors from AT&T have placed the site
27' set back from thick brush and trees.

This is inappropriately placed on snow
ridge in an updraft area. They are designed
to withstand approximately 78 MPH winds,
but we often get 100 MPH winds. Cal Fire
requires 100' of clear space on that ridge.
The site needs to be moved to the height of
the tower if they only move 3' one stake
will be even more off the edge on unstable
sand and clay. It would block our only exit
& fire trucks could not enter.

CUP-A18-0005- NEWTOWN CELL TOWER

Printed Name: Samantha Hazelwood
Signature: Samantha Hazelwood
Phone: 707-338-6149
Address: 400 Jane Dr. Placerville CA
E-Mail: NA

2018 AUG 31 PM 1:11
RECEIVED
PLANNING DEPARTMENT

This tower site has a fatal flaw as 2
surveyors from AT&T have placed the site
27' set back from thick brush and trees.

This is inappropriately placed on snow
ridge in an updraft area. They are designed
to withstand approximately 78 MPH winds,
but we often get 100 MPH winds. Cal Fire
requires 100' of clear space on that ridge.
The site needs to be moved to the height of
the tower if they only move 3' one stake
will be even more off the edge on unstable
sand and clay. It would block our only exit
& fire trucks could not enter.