



Reopening Guidelines: All Businesses and Employers





Physical Distancing Guidelines

Signage

Place a sign at each public entrance of the facility to inform all employees and patrons that they should:

- Avoid entering the facility if they have a cough or fever;
- Maintain a minimum six-foot distance from one another;
- Sneeze and cough into one's elbow or a cloth/tissue, sanitize hands and properly dispose of tissues;
- Do not engage in any unnecessary physical contact;
- Wear a face covering.

Post a copy of the attached Physical Distancing Guidelines flyer at each public entrance to the facility.

Measures to Protect Employee Health

- Consider allowing some non-essential employees who can carry out their work duties from home to continue to do so
- Employees should not to come to work if sick.
- Symptom checks should be conducted before employees may enter the work space.
- All desks or individual work stations are separated by at least six feet or by partitions (e.g. cubicle walls).
- Breakrooms, bathrooms, and other common areas should be disinfected frequently.
- Hand sanitizer effective against COVID-19 should be available to all employees.
- Soap and water should be available to all employees.
- Encourage employees and patrons to wear face coverings that covers the nose and mouth at all times when in the facility. Provide such face coverings to employees if needed.

Measures to Prevent Crowds from Gathering

- Limit the number of patrons in the facility at any one time which allows for patrons and employees to easily maintain at least six- foot distance from one another at all practicable times.
- Post an employee at the door to ensure that the maximum number of patrons in the facility set forth above is not exceeded.
- Place per-person limits on goods that are selling out quickly to reduce crowds and lines.





Physical Distancing Guidelines

Measures to Keep People at Least Six Feet Apart

- Placing signs outside the store reminding people to be at least six feet apart, including when in line.
- Placing tape or other markings at least six feet apart in patron line areas inside the facility and on sidewalks at public entrances with signs directing patrons to use the markings to maintain distance.
- Separate order areas from delivery areas to prevent patrons from gathering.
- All employees need to maintain at least six feet distance from patrons and from each other, except employees may momentarily come closer when necessary to accept payment, deliver goods or services, or as otherwise necessary.


Measures to Prevent Unnecessary Contact

- Preventing patrons from self-serving any items that are food-related. Lids for cups and food-bar type items are provided by staff and not available for self-service.
- Bulk-item food bins are not available for patron self-service use.
- Do not permit patrons to bring their own bags, mugs, or other reusable items.
- Providing for contactless payment systems or, if not feasible, sanitizing payment systems regularly.

Measures to Increase Sanitization

- Disinfecting wipes that are effective against COVID-19 are available to employees and patrons.
- Employee(s) assigned to disinfect frequently touched items regularly.
- Hand sanitizer, soap and water, or effective disinfectant is available to the public at or near the entrance of the facility, at checkout counters, and anywhere else inside the store or immediately outside where patrons have direct interactions.
- Disinfecting all payment portals, pens, and styluses after each use.





Physical Distancing Guidelines: Restaurants and Bars






Physical Distancing Guidelines: Restaurants and Bars

- No standing or sitting at a bar
- Table service shall only occur with separation (6') between tables.
- Limit events designed to draw in large crowds (trivia nights, live music, etc) keep these events small and within space/seating restrictions.
- Assure employers have systems in place to assure sick employees do not prepare food or serve food in accordance with guidance from the CA Retail Food Code. Illness or outbreaks should be reported to the local health department and the State Department of Public Health within 24 hours.
- Adhere to the "Best Practices for Retail Food Stores, Restaurants, and Food Pick-Up/Delivery Services During the COVID-19 Pandemic" suggestions from the Food and Drug Administration (FDA)
- Cleaning and sanitizing (with EPA registered disinfectant) practices for tables and chairs should occur between each seating.
- Handling and laundering linens can increase chances of exposure. Use disposable napkins, and do not use tablecloths unless they are cleanable/wipeable.
- Condiments (salt/pepper/catsup/sweetener packets etc) should not be pre-set on dining tables; items should be provided upon request only.
- Encourage hand washing for patrons (signage, table tents), provide hand sanitizer stations if customer sinks are limited (such as in single-occupant restrooms)
- Strict hand washing adherence should occur for employees to include: food preparation, serving, handwashing and host/cashier persons.
- Ready-to-eat food should be handled while wearing gloves (salad, sandwich ingredients etc.)
- Utensils designed for reuse shall be cleaned using equipment that complies with warewashing equipment codes.
- Do not allow self-service food buffets; utilize trained servers to serve food from a buffet. This should include salad bars, common beverage dispensers, continental breakfasts and other self-serve food lines.
- Limit "help yourself" food items such as bar snacks, mints, unwrapped toothpicks etc.
- Implement a strict no-hand shaking/hug/close contact policy between employees and guests.
- Increase cleaning frequency of high touch points such as elevator controls, door handles, menus, faucets etc.





Guidance for Cloth Face Coverings



Guidance for Cloth Face Coverings

How to Wear a Cloth Face Covering

Cloth face coverings should—

- fit snugly but comfortably against the side of the face
- be secured with ties or ear loops
- include multiple layers of fabric
- allow for breathing without restriction
- be able to be laundered and machine dried without damage or change to shape

CDC on Homemade Cloth Face Coverings

[CDC recommends](#) wearing cloth face coverings in public settings where other social distancing measures are difficult to maintain (e.g., grocery stores and pharmacies), **especially** in areas of significant community-based transmission.

CDC also advises the use of simple cloth face coverings to slow the spread of the virus and help people who may have the virus and do not know it from transmitting it to others. Cloth face coverings fashioned from household items or made at home from common materials at low cost can be used as an additional, voluntary public health measure.

Cloth face coverings should not be placed on young children under age 2, anyone who has trouble breathing, or is unconscious, incapacitated or otherwise unable to remove the mask without assistance.

The cloth face coverings recommended *are not* surgical masks or N-95 respirators. Those are critical supplies that must continue to be reserved for healthcare workers and other medical first responders, as recommended by current CDC guidance.

Should cloth face coverings be washed or otherwise cleaned regularly? How regularly?

Yes. They should be routinely washed depending on the frequency of use.

How does one safely sterilize/clean a cloth face covering?

A washing machine should suffice in properly washing a face covering.

How does one safely remove a used cloth face covering?

Individuals should be careful not to touch their eyes, nose, and mouth when removing their face covering and wash hands immediately after removing.



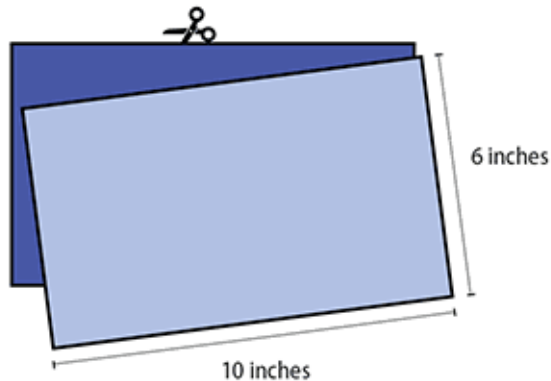
Sewn Cloth Face Covering

Materials

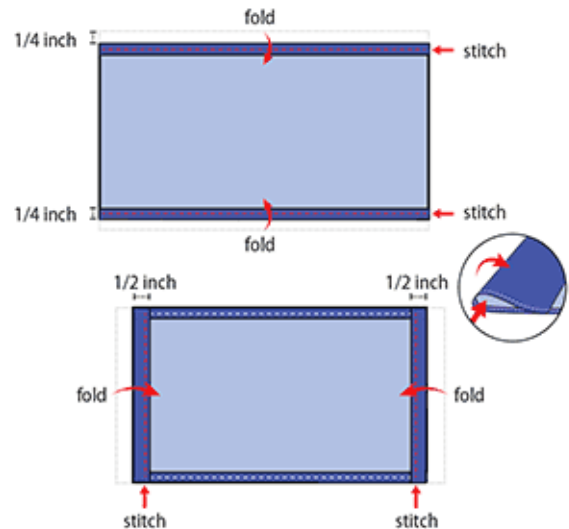
- Two 10"x6" rectangles of cotton fabric
- Two 6" pieces of elastic (or rubber bands, string, cloth strips, or hair ties)
- Needle and thread (or bobby pin)
- Scissors
- Sewing machine

Tutorial

1. Cut out two 10-by-6-inch rectangles of cotton fabric. Use tightly woven cotton, such as quilting fabric or cotton sheets. T-shirt fabric will work in a pinch. Stack the two rectangles; you will sew the mask as if it was a single piece of fabric.

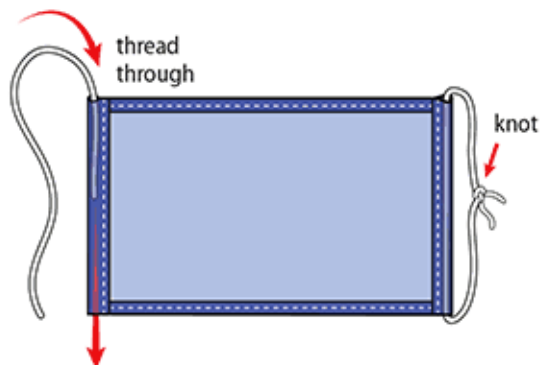


2. Fold over the long sides $\frac{1}{4}$ inch and hem. Then fold the double layer of fabric over $\frac{1}{2}$ inch along the short sides and stitch down.

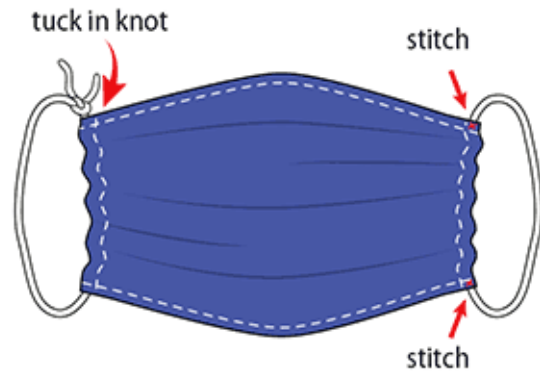


3. Run a 6-inch length of $\frac{1}{8}$ -inch wide elastic through the wider hem on each side of the mask. These will be the ear loops. Use a large needle or a bobby pin to thread it through. Tie the ends tight.

Don't have elastic? Use hair ties or elastic head bands. If you only have string, you can make the ties longer and tie the mask behind your head.



4. Gently pull on the elastic so that the knots are tucked inside the hem. Gather the sides of the mask on the elastic and adjust so the mask fits your face. Then securely stitch the elastic in place to keep it from slipping.

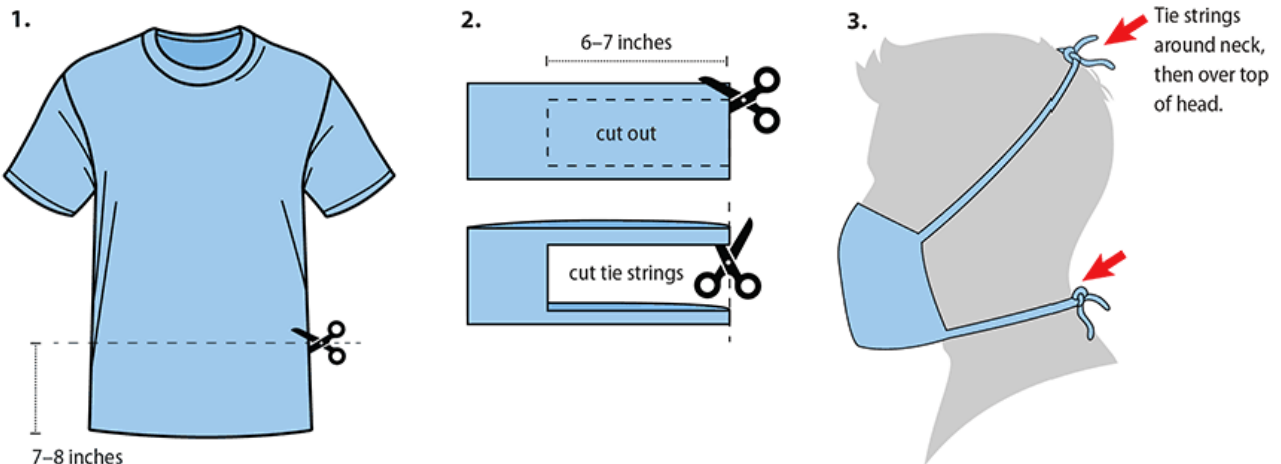


Quick Cut T-shirt Face Covering (no sew method)

Materials

- T-shirt
- Scissors

Tutorial

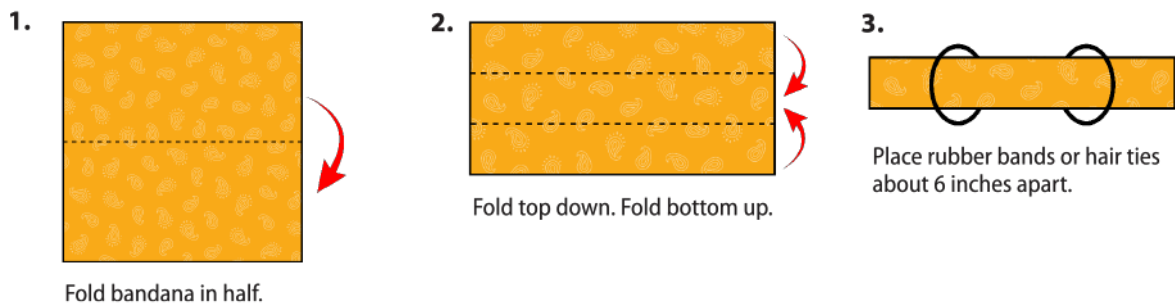


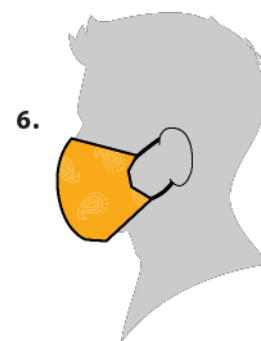
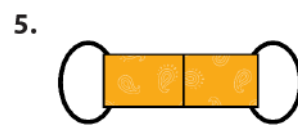
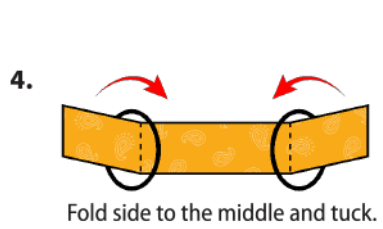
Bandana Face Covering (no sew method)


Materials

- Bandana (or square cotton cloth approximately 20"x20")
- Rubber bands (or hair ties)
- Scissors (if you are cutting your own cloth)

Tutorial







Flyers for Posting on Doors to Businesses

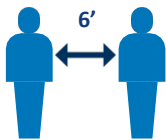


We are practicing physical distancing.

We are implementing the mandatory physical distancing protocols, as per the El Dorado County Public Health Order, effective through April 30, 2020, unless the Order is extended.



Avoid entering the facility if you have a cough or fever



Maintain 6 feet of distance between you and others



Sneeze or cough into a cloth or tissue; if not available, use your elbow



Do not shake hands or engage in any unnecessary physical contact



Consider wearing a face cover

Max # of customers allowed at one time:

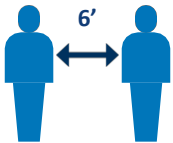


Estamos practicando el distanciamiento físico.

Estamos implementando los protocolos de distanciamiento físico obligatorios, según la Orden de Salud Pública del Condado de El Dorado, vigentes hasta el 30 de abril de 2020, a menos que la Orden se extienda.



No ingrese a las instalaciones si tiene tos o fiebre.



Mantener una distancia de 6 pies de otras personas.



Estornudar o toser en un paño o pañuelo de papel; si no está disponible, use su codo.



No se dé la mano ni participe en ningún contacto físico innecesario.



Considere usar una cubierta para la cara.

máximo de clientes permitidos a la vez:

