



# COVID-19 UPDATE

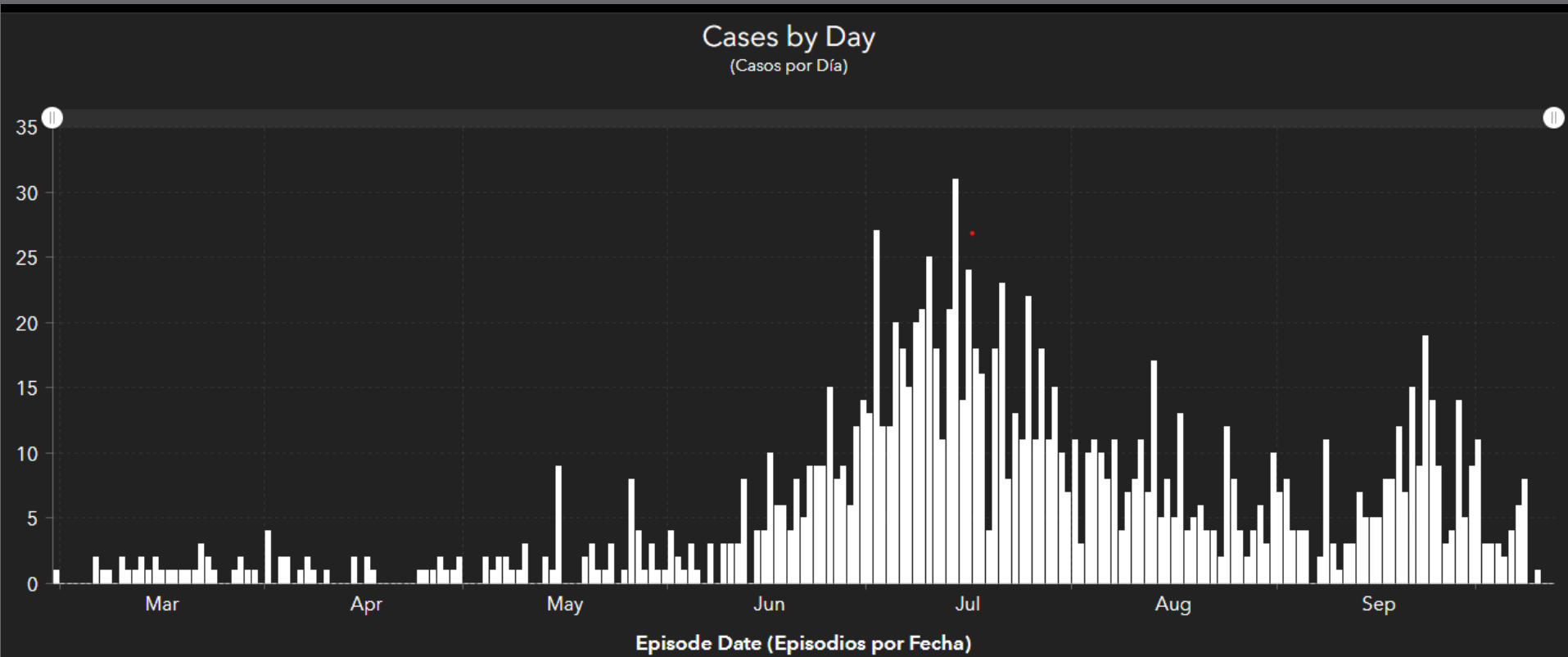
Board of Supervisors' Meeting

Nancy Williams, MD, MPH

Public Health Officer

10/13/2020

# Overall trend in cases El Dorado County



# Tier-system metrics

- To monitor COVID activity trends and characteristics at county level
- Basis for assigning levels of restrictions
  - Average daily case rate over a 7-day period, with a 7-day lag
  - Testing positivity (the percentage of positive tests among all tests performed)

# Tiers History – El Dorado

- **September 1:** Started in Red Tier ; Required to stay in tier for minimum of 3 weeks (until at least September 22)
- To move to less restrictive tier assignment, need at least 2 weeks of data in that tier or better
- **September 22:** Reassigned to less restrictive Orange Tier; Required to stay in tier for minimum of 3 weeks before moving further (until at least October 13)

# Tiers History – El Dorado


- **October 6:** Assessed for first time as having red-tier average new-case rate (but remain in orange tier for assignment); testing positivity still assessed as 'orange'  
*(If assessed as 'red' for 2<sup>nd</sup> consecutive week, would be assigned to Red Tier this week)*
- **October 13:** both average new-case rate and testing positivity assessed as 'orange'  
Remain assigned to Orange Tier  
*(If assessed as 'yellow' for two consecutive weeks, would be assigned to Yellow Tier in future; backward movement also possible)*

# Blueprint for a Safer Economy

El Dorado County Tiers for 10/13/2020

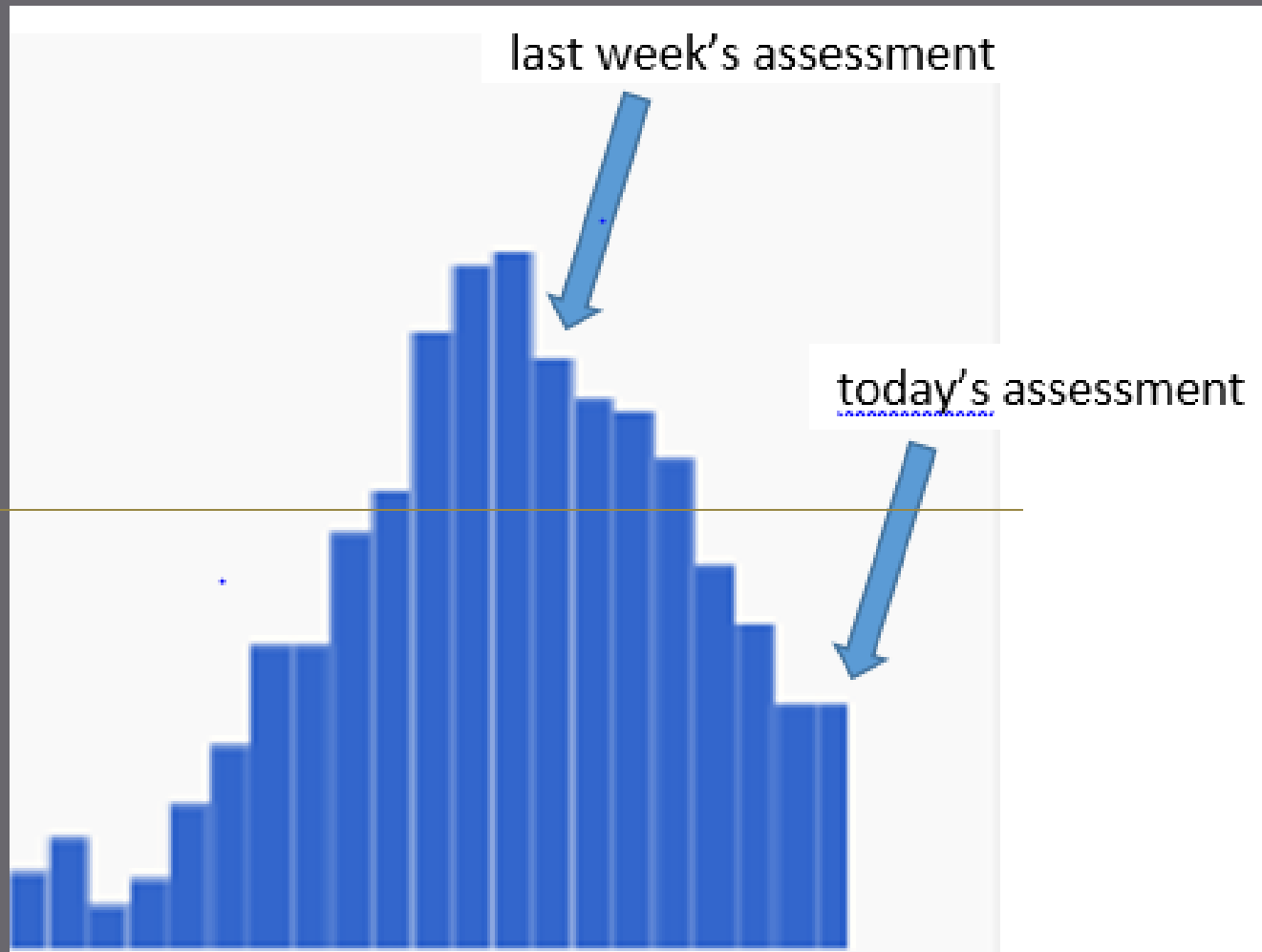
Assessment: **Orange**; Assignment: **Orange**

	Higher Risk → Lower Risk of Community Disease Transmission			
	Widespread Tier 1	Substantial Tier 2	Moderate Tier 3	Minimal Tier 4
Measures*				
New cases**/100,000 population per day ( <u>7 day average</u> ; 7 day lag)	>7	4-7	1-3.9	<1
Testing % Positivity ( <u>7 day average</u> ; 7 day lag)	> 8%	5-8%	2-4.9%	<2%



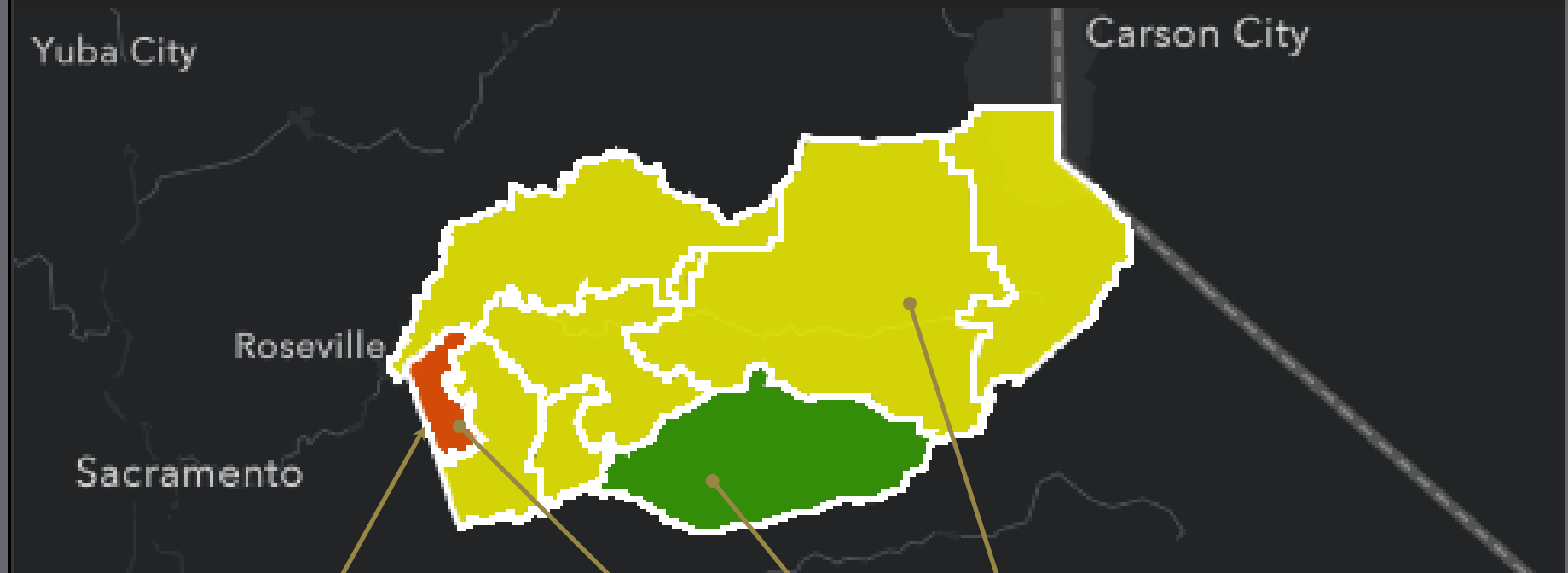
<https://covid19.ca.gov/safer-economy/>

# How close did we get to Red?



# Recent case rates by region Last week

New Cases by Region over the previous 14 days (Casos Nuevos por Región durante los Últimos 14 Días)



El Dorado Hills

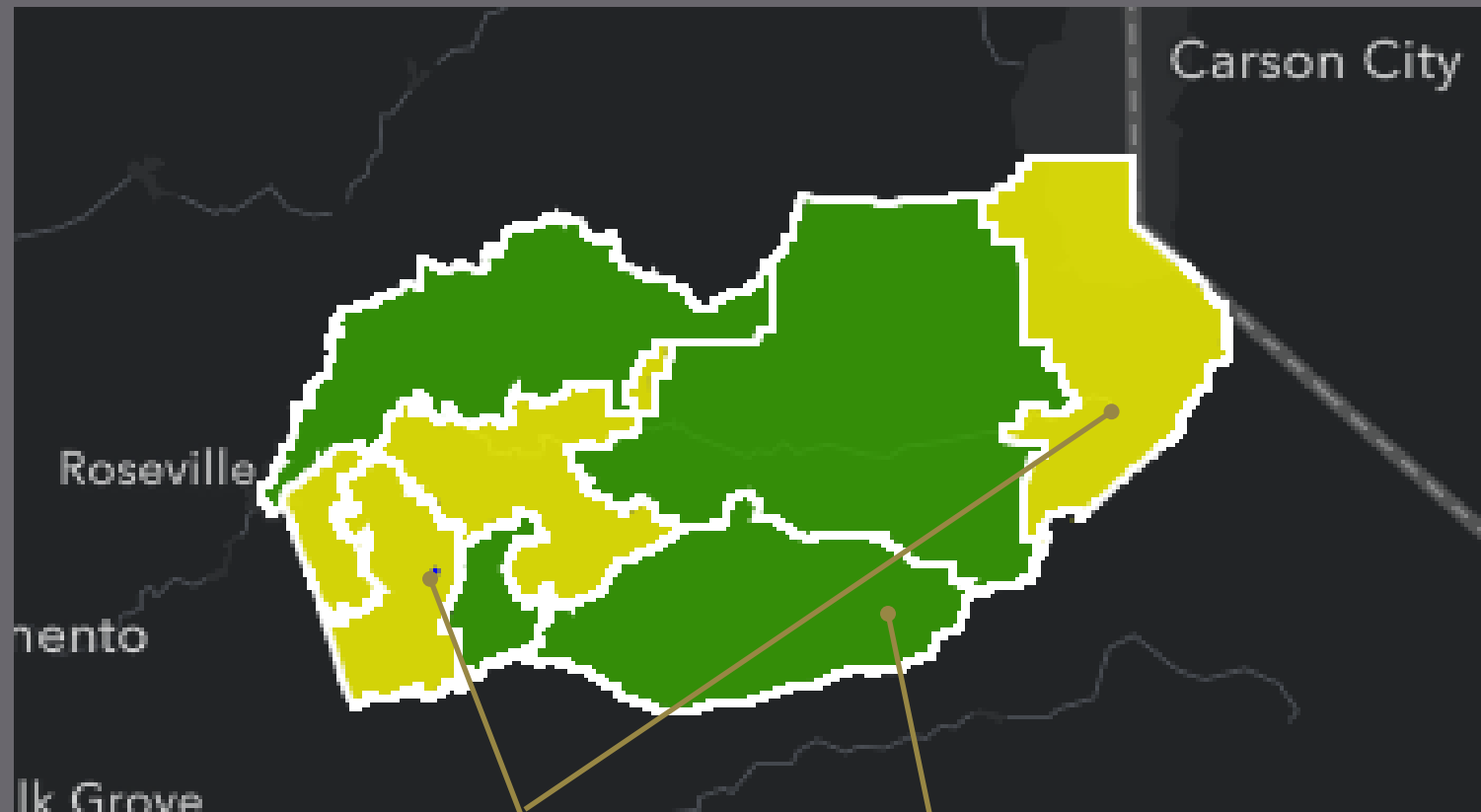
High

Rates

Low

Medium

# Recent case rates by region Today



Rates

Medium

Low

# EDC vs. Blueprint Data

- El Dorado dashboard good for following trends, looking more closely at regions
- For official numbers with respect to Tier assessments and assignments, use state website: [covid19.ca.gov/safer-economy](https://covid19.ca.gov/safer-economy)

Counties must address COVID-19 in **all** communities to open further. These efforts need cross-sector and broad partnerships to succeed. Learn more about this [focus on equity](#).

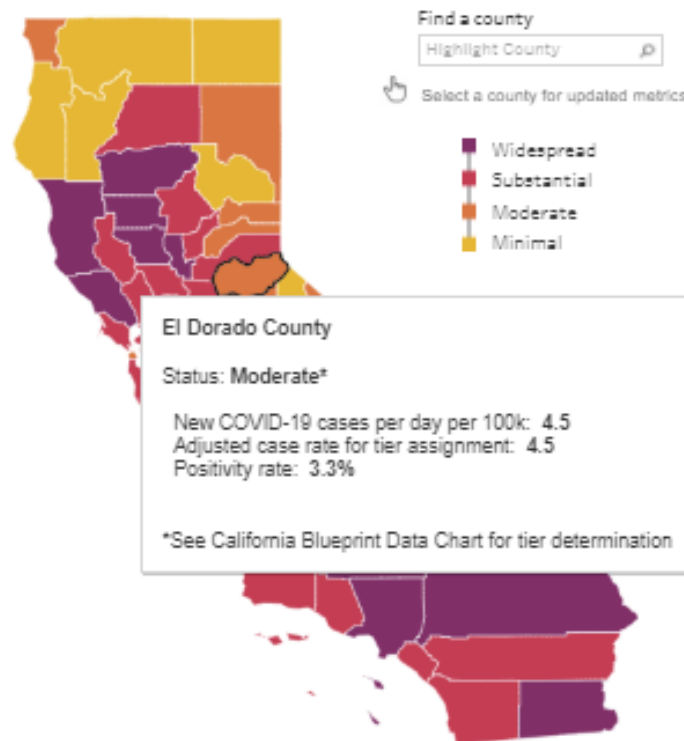
## Current tier assignments as of October 6, 2020

All data and tier assignments are updated weekly every Tuesday.

### Statewide metrics

**7.1**  
New COVID-19 positive  
cases per day per 100K

**3.2%**  
Positivity rate



+ a b | e a u



All data and tier assignments are based on results from week ending September 26, 2020. See how tiers are assigned and change, as well as county historical data (**California Blueprint Data Chart**) at the [California Department of Public Health guidance page](#).

# New state guidelines

- Gatherings
  - Max 3 households (general gatherings still prohibited)
  - Face coverings (protect family and friends – not just for use around strangers!)
  - Distancing
  - Outdoors
  - Limit duration (<2 hours recommended, the shorter the better)
- Halloween
  - Expected to be released today

# Upcoming holidays and events

- Halloween
- Election Day
- Thanksgiving
- December holiday season

All gatherings pose opportunities for risk – remember:

- Face coverings protect family and friends – not just for use around strangers!
- Consider holding outdoor or virtual events to protect at-risk loved ones

# Key points

- **Situation can change rapidly**
- Relaxing diligence about protections puts people at risk
- *Very* lucky that lapses in precautions haven't led to outbreaks among vulnerable populations
- *Every* event or activity where COVID-transmission risks are not prevented puts our people, businesses, and our activities at risk

# Same answers as always!

- How can I keep from getting COVID?
- How can I protect vulnerable people from getting COVID?
- How can I help our schools open and stay open?
- What can I do to help El Dorado County reach a lower tier?

Limit mixing with people you don't live with!

- Wear masks in public (and with friends/family you don't live with)!
- Keep at least six feet of physical distance from others!
- Wash your hands regularly!
- Do things outdoors rather than indoors whenever possible!
- If you're infected with COVID – isolate yourself (even at home)

# Schools update

- Openings continue
- Teacher/staff testing continues
- Continues to go well

# Virtual Town hall meeting

November 19<sup>th</sup>

5:30 – 7:00 pm

# THANK YOU

