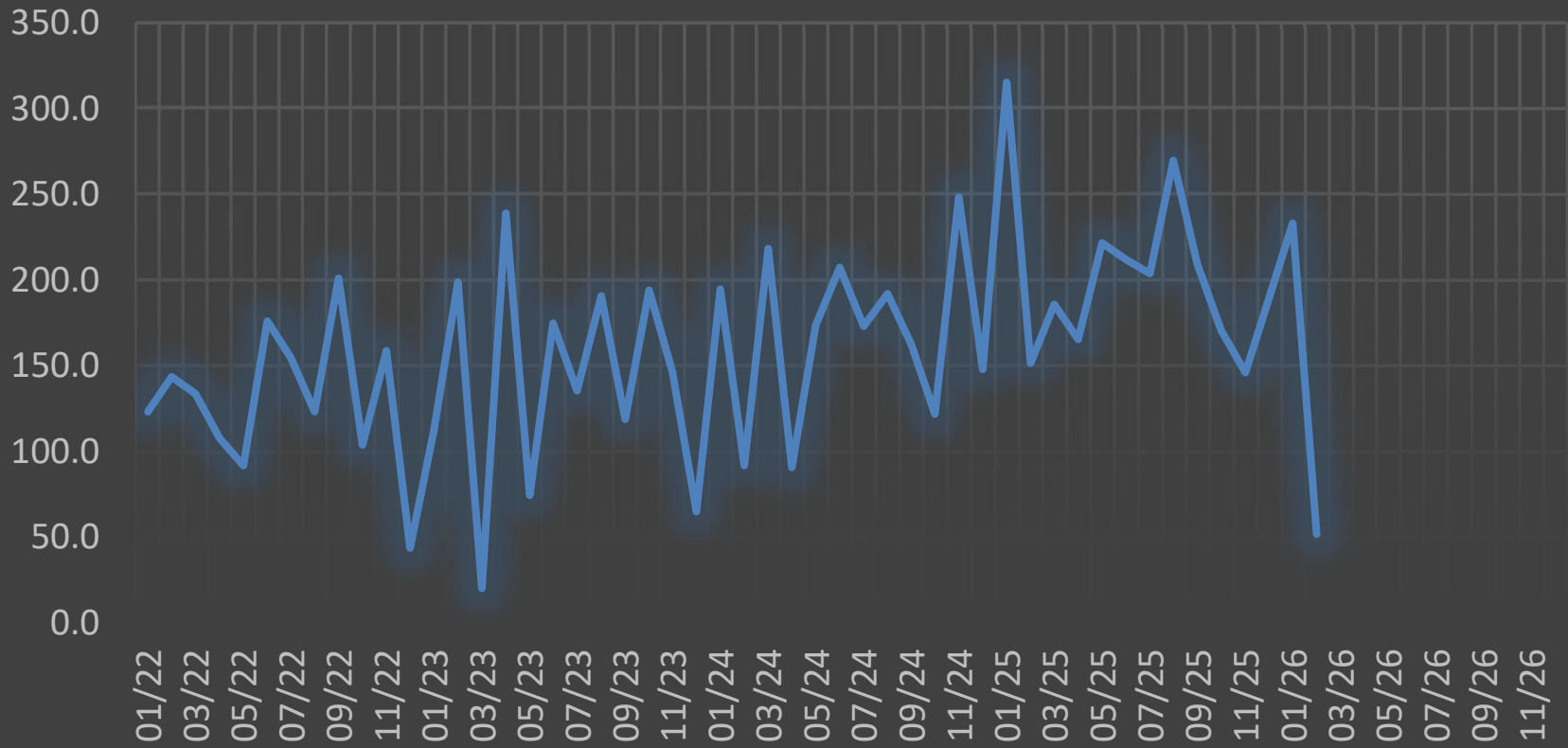
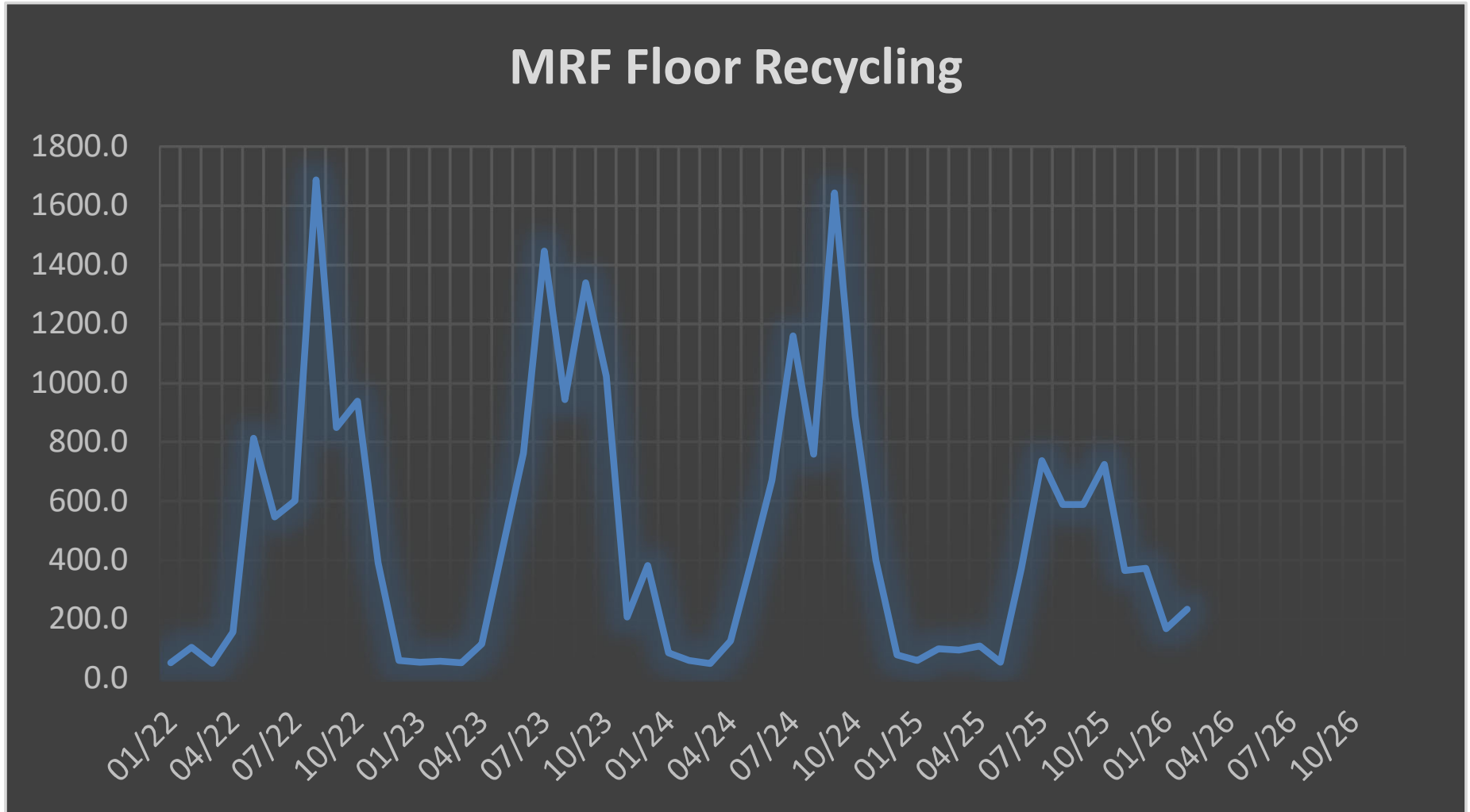


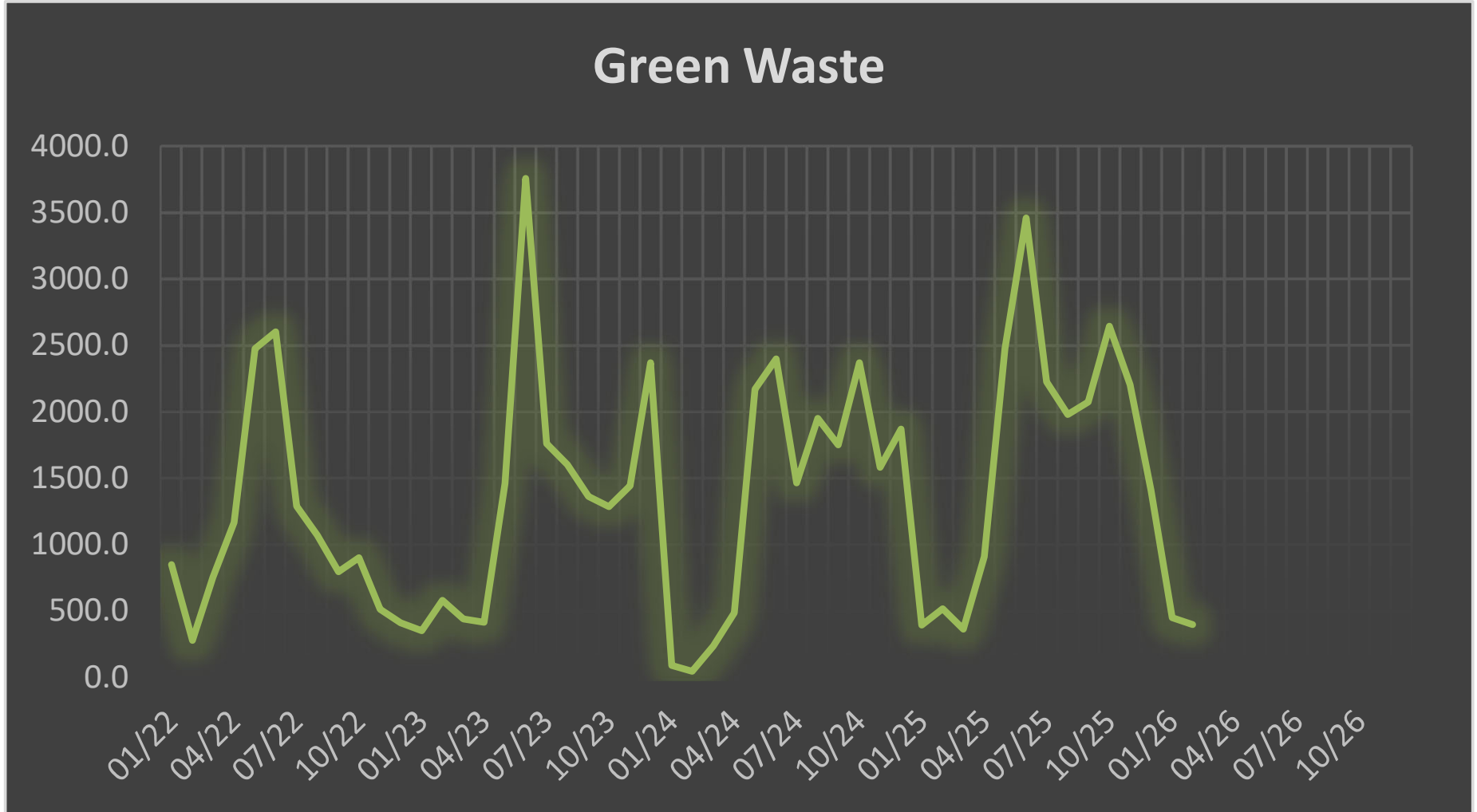
STR WRTR

Month	MRF Line	MRF Floor	Green Waste	Food Waste	ADC	Direct Export	Recycle Center	MSW	Σ Total	Σ Diverted	Σ Landfill	Diversion %
01/22	123.5	52.8	849.3	7.8	92.1	516.2	16.2	4395.7	6053.6	1657.9	4395.7	27.39%
02/22	143.8	105.3	276.7	14.1	509.1	476.9	15.8	3340.2	4881.9	1541.7	3340.2	31.58%
03/22	133.7	50.4	754.8	24.7	290.8	471.6	23.5	3950.6	5700.1	1749.5	3950.6	30.69%
04/22	108.1	157.5	1164.6	16.6	555.4	447.8	21.9	4314.9	6786.8	2471.9	4314.9	36.42%
05/22	92.0	813.1	2475.9	21.4	1847.3	6365.5	23.1	4384.7	16023.0	11638.3	4384.7	72.63%
06/22	176.3	546.6	2603.3	31.1	1706.5	5725.4	24.1	5959.5	16772.8	10813.3	5959.5	64.47%
07/22	155.1	601.5	1290.9	36.3	2603.9	3725.2	29.7	5305.5	13748.1	8442.6	5305.5	61.41%
08/22	123.4	1687.4	1072.3	35.3	3023.5	5864.1	29.2	5968.1	17803.3	11835.2	5968.1	66.48%
09/22	201.0	848.4	795.3	39.3	2556.8	10917.8	25.0	4685.5	20069.1	15383.6	4685.5	76.65%
10/22	104.0	939.2	903.0	25.6	2618.9	12660.3	23.9	5277.7	22552.6	17274.9	5277.7	76.60%
11/22	159.0	391.0	515.8	18.9	191.3	2431.0	15.9	3873.2	7596.1	3722.9	3873.2	49.01%
12/22	43.8	60.2	411.8	20.2	113.5	1602.0	9.3	4168.2	6429.0	2260.8	4168.2	35.17%
01/23	112.7	54.4	352.6	26.7	151.2	501.2	9.6	3303.0	4511.4	1208.4	3303.0	26.79%
02/23	199.1	56.8	582.2	21.8	416.9	441.0	12.1	2463.5	4193.4	1729.9	2463.5	41.25%
03/23	20.4	53.1	440.0	20.8	175.0	488.9	13.4	3809.2	5020.8	1211.6	3809.2	24.13%
04/23	239.2	115.8	416.0	30.0	310.2	1037.3	23.8	3660.4	5832.7	2172.3	3660.4	37.24%
05/23	74.6	443.5	1462.0	26.0	2127.6	1578.8	27.0	5896.9	11636.4	5739.5	5896.9	49.32%
06/23	175.1	761.6	3758.1	39.9	3702.3	1795.5	24.6	7028.4	17285.5	10257.1	7028.4	59.34%
07/23	135.7	1446.8	1762.4	29.9	3001.7	15543.4	25.1	6892.2	28837.2	21945.0	6892.2	76.10%
08/23	190.9	942.9	1601.3	37.0	2490.7	14261.2	28.3	6736.0	26288.3	19552.3	6736.0	74.38%
09/23	119.0	1338.8	1362.5	41.1	1844.3	3437.0	22.3	5588.9	13753.9	8165.0	5588.9	59.36%
10/23	194.3	1023.2	1285.9	26.0	2588.7	12251.7	21.4	6134.2	23525.4	17391.2	6134.2	73.93%
11/23	146.5	207.0	1445.4	25.3	585.4	5159.4	17.9	5069.8	12656.7	7586.9	5069.8	59.94%
12/23	65.1	382.0	2370.3	19.1	375.1	6569.4	14.8	3537.0	13332.8	9795.8	3537.0	73.47%
01/24	194.9	85.3	92.3	33.3	172.9	558.8	16.7	3823.8	4978.0	1154.2	3823.8	23.19%
02/24	91.9	60.8	46.3	35.5	292.9	395.3	15.5	2993.7	3931.9	938.2	2993.7	23.86%
03/24	218.5	50.2	237.9	29.3	310.4	443.6	18.5	2994.0	4302.4	1308.4	2994.0	30.41%
04/24	91.0	127.3	486.4	29.0	520.5	568.7	27.3	4274.5	6124.7	1850.2	4274.5	30.21%
05/24	173.9	400.3	2170.6	33.6	2862.9	1551.2	25.9	5566.4	12784.8	7218.4	5566.4	56.46%
06/24	207.5	671.6	2398.0	33.1	1743.3	9908.1	27.1	5388.4	20377.1	14988.7	5388.4	73.56%
07/24	173.1	1159.3	1465.0	45.4	2919.2	8928.2	35.9	6028.9	20755.0	14726.1	6028.9	70.95%
08/24	192.0	758.9	1951.1	42.1	2147.4	9521.7	33.4	6136.9	20783.5	14646.6	6136.9	70.47%
09/24	162.3	1644.6	1750.7	35.8	1769.9	3394.1	27.9	5302.2	14087.5	8785.3	5302.2	62.36%
10/24	121.8	888.1	2369.7	41.5	1777.1	3985.4	31.0	5276.0	14490.6	9214.6	5276.0	63.59%
11/24	248.6	399.5	1582.7	28.4	437.5	2009.8	20.4	3948.4	8675.3	4726.9	3948.4	54.49%
12/24	148.0	79.5	1872.0	28.1	90.1	506.4	17.1	3377.3	6118.5	2741.2	3377.3	44.80%
01/25	315.3	60.8	394.0	44.3	83.5	515.5	22.3	4134.5	5570.2	1435.7	4134.5	25.77%
02/25	151.6	100.6	517.0	33.9	185.8	470.2	16.4	3478.7	4954.2	1475.5	3478.7	29.78%
03/25	186.1	95.0	362.6	31.3	207.3	429.7	21.0	3292.6	4625.6	1333.0	3292.6	28.82%
04/25	165.6	108.9	909.2	30.5	1089.1	580.3	24.9	4505.0	7413.5	2908.5	4505.0	39.23%
05/25	221.7	54.2	2475.8	35.8	890.6	12059.3	26.2	6514.5	22278.1	15763.6	6514.5	70.76%
06/25	212.1	371.4	3458.6	35.7	1340.2	10536.0	27.5	5125.0	21106.5	15981.5	5125.0	75.72%
07/25	204.0	736.4	2227.6	47.5	1844.1	20076.2	37.6	5810.2	30983.6	25173.4	5810.2	81.25%
08/25	269.8	588.9	1981.0	46.1	2623.7	14805.9	36.8	5272.9	25625.1	20352.2	5272.9	79.42%
09/25	209.7	588.2	2075.2	38.9	1511.1	13181.9	31.1	5862.6	23498.7	17636.1	5862.6	75.05%
10/25	170.8	723.8	2647.2	40.9	2528.2	11699.5	28.9	5032.1	22871.4	17839.3	5032.1	78.00%
11/25	146.3	364.3	2203.7	34.0	602.8	1456.4	19.0	3475.2	8301.7	4826.5	3475.2	58.14%
12/25	190.1	372.4	1410.9	42.5	164.4	528.6	20.1	3967.9	6696.9	2729.0	3967.9	40.75%
01/26	233.3	168.6	450.5	47.1	98.3	515.6	22.1	3856.5	5392.0	1535.5	3856.5	28.48%
02/26	52.0	234.3	397.3	38.3	149.1	483.1	17.8	3264.0	4635.9	1371.9	3264.0	29.59%

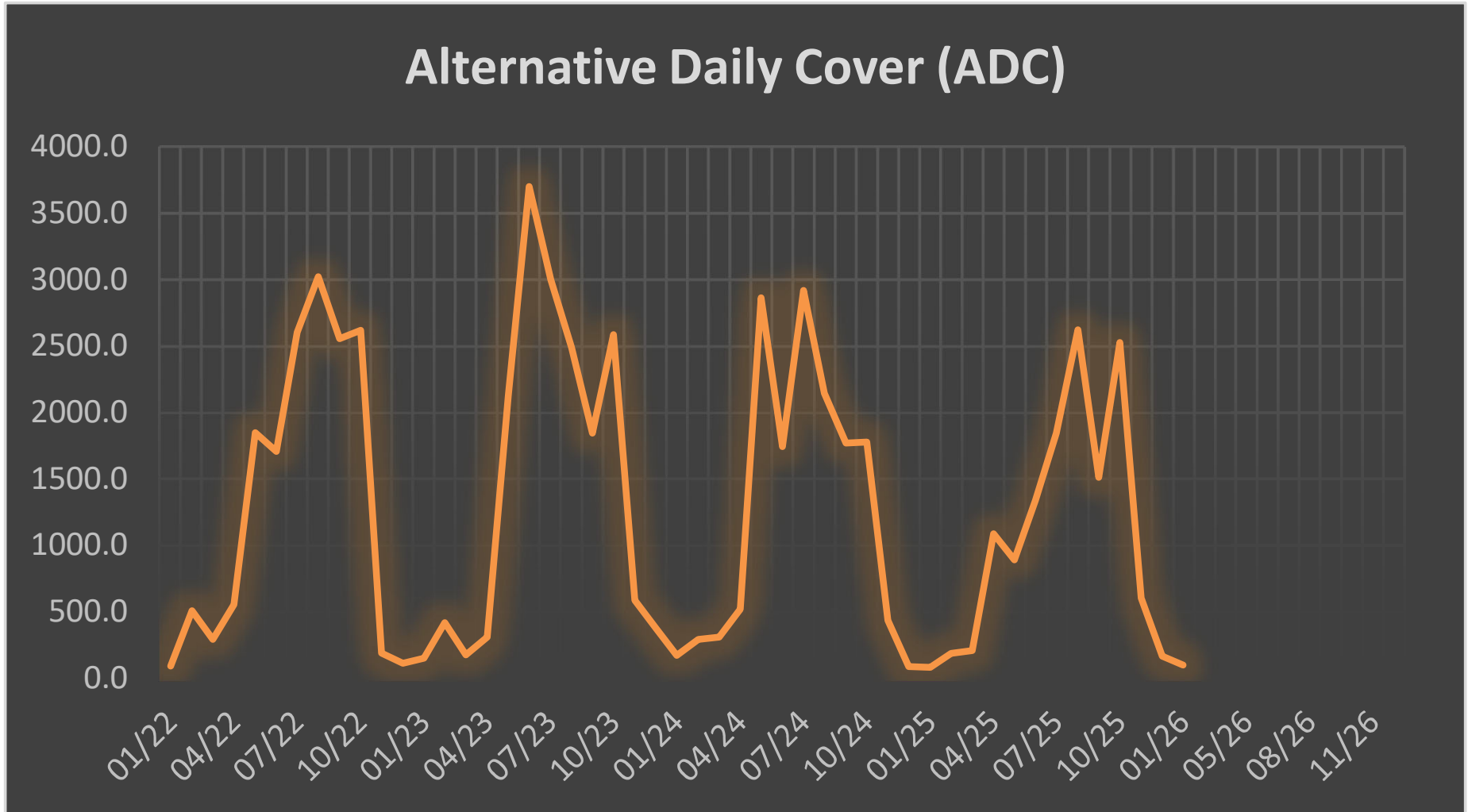
MRF Line Recycling

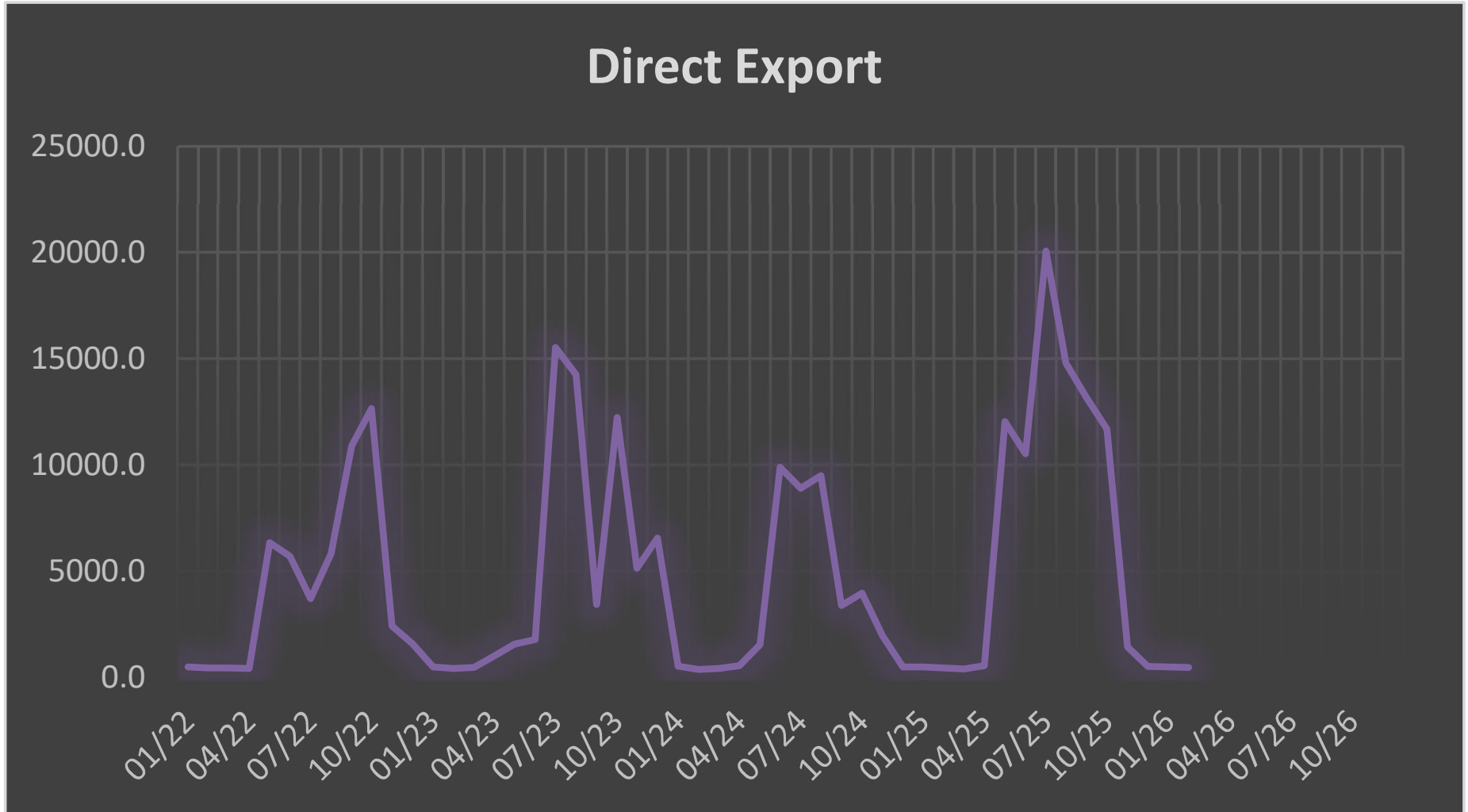


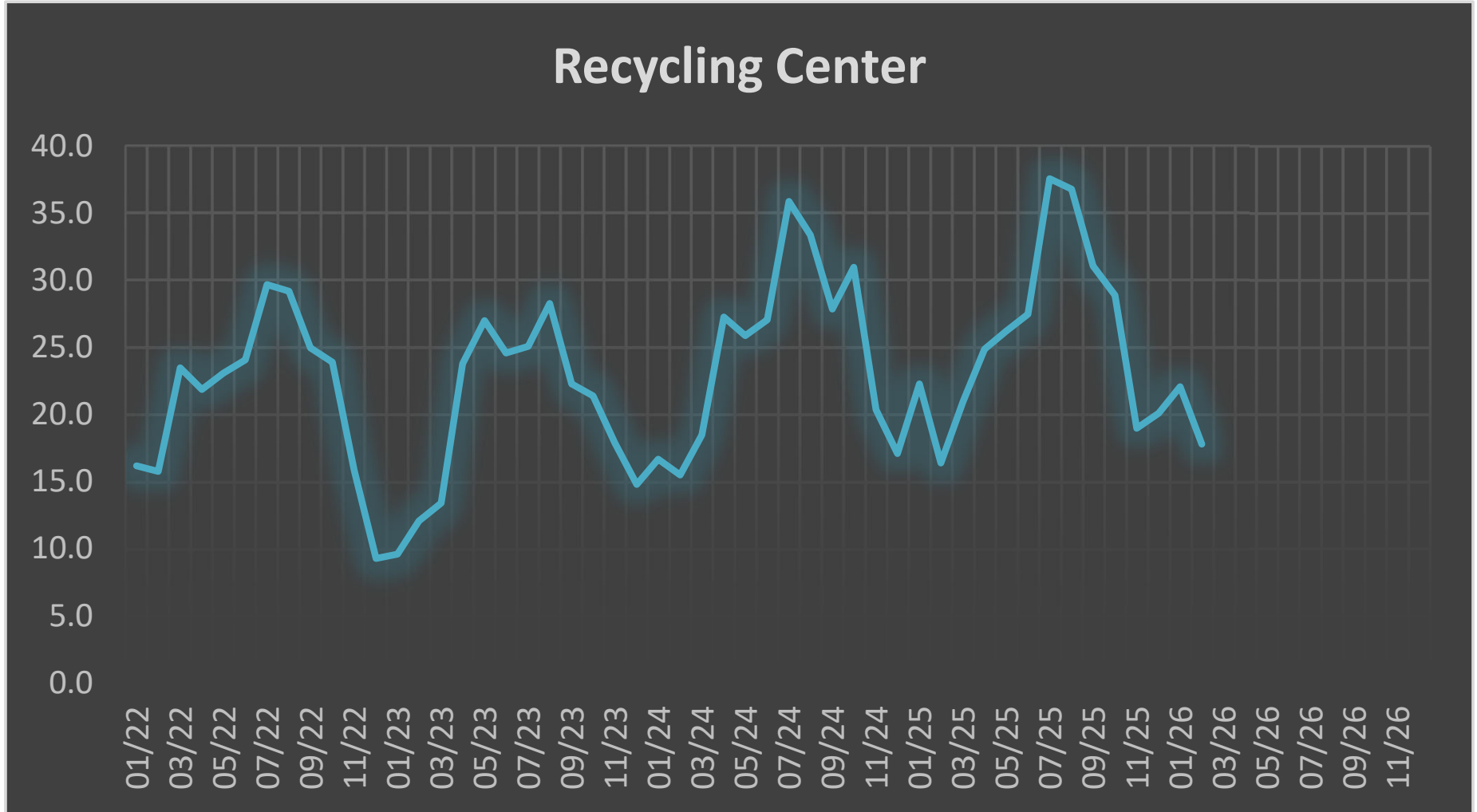


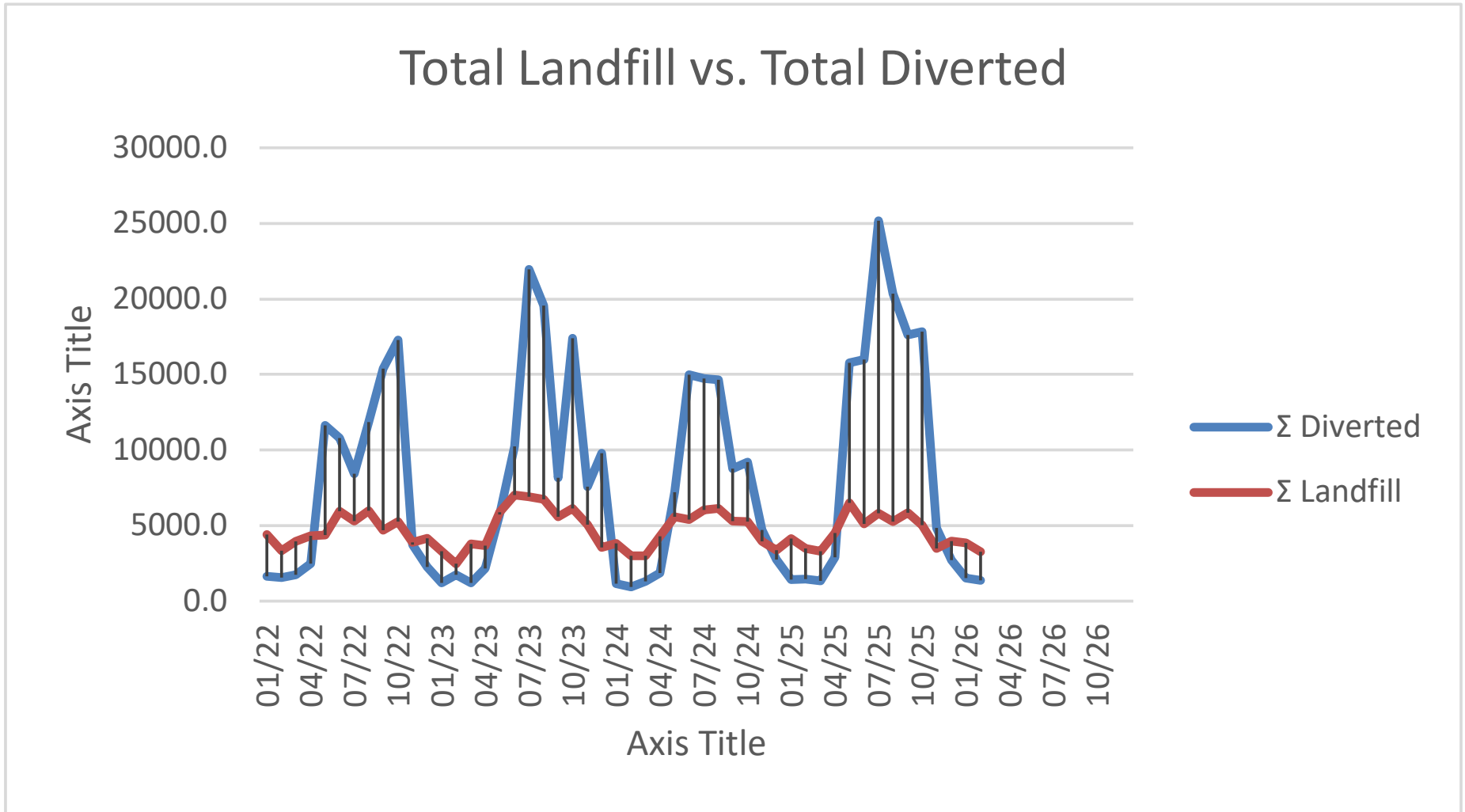




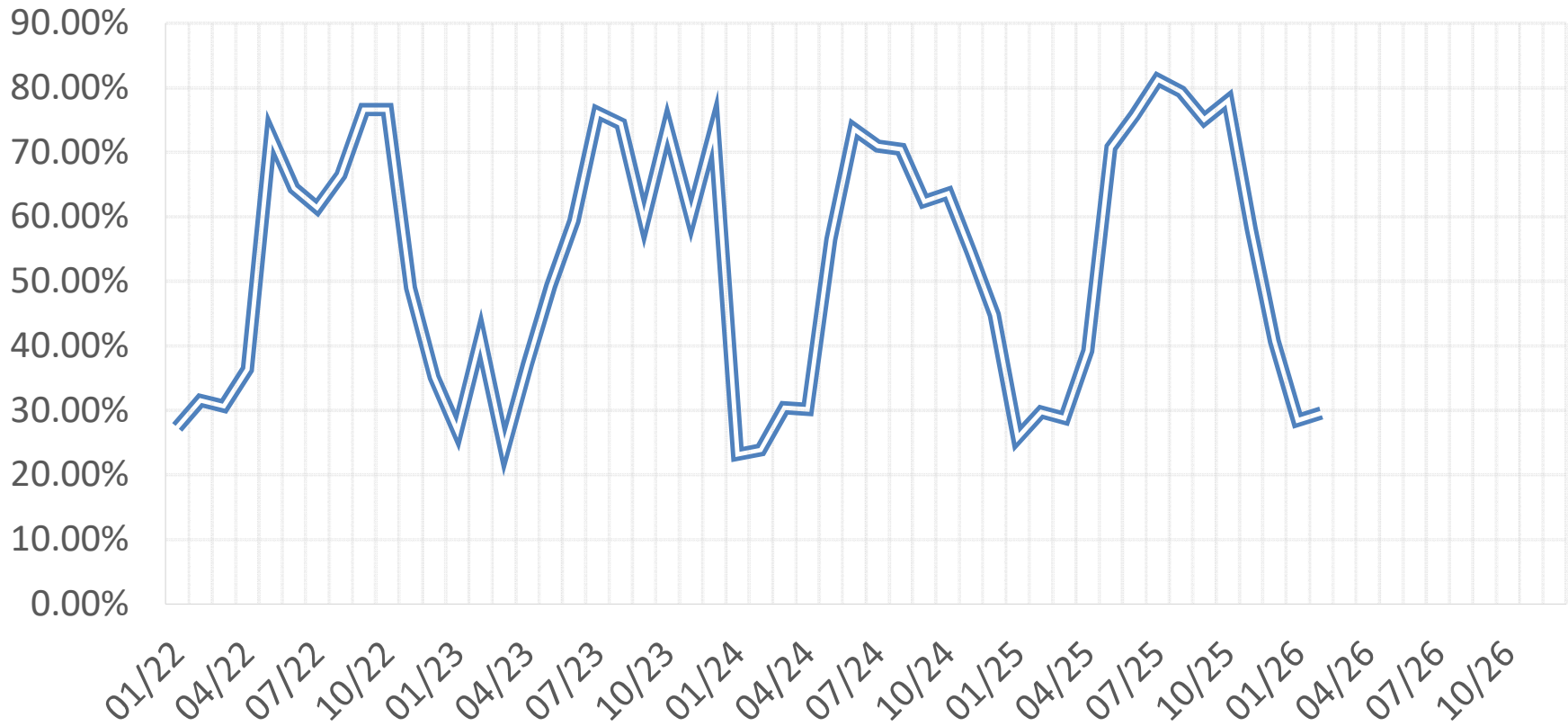








DIVERSION %



STR WRTR
South Lake Tahoe Waste Management Authority
Monthly Waste Facility Diversion Summary

2025-2026

Weight In Tons

	MRF Line Sort	MRF Floor Sort	Green Waste	Food Waste	ADC	Direct Export *	Recycle Center	Total Diversion	Disposal	Total	Diversion %	Avg. Daily Tonnage
Jul-25	204.0	736.0	2,227.6	47.5	1,844.1	20,076.2	37.6	25,173.0	5,810.2	30,983.3	81.2%	217.8
Aug-25	269.8	588.8	1,981.0	46.1	2,623.7	14,805.9	36.8	20,352.0	5,272.9	25,625.0	79.4%	197.8
Sep-25	209.7	588.1	2,075.2	38.9	1,511.1	13,181.9	31.1	17,635.9	5,862.6	23,498.5	75.1%	222.0
Oct-25	170.8	723.8	2,647.2	40.9	2,528.2	11,699.5	28.9	17,839.3	5,032.1	22,871.4	78.0%	191.2
Nov-25	146.3	364.3	2,203.7	34.0	602.8	1,456.4	19.0	4,826.5	3,475.2	8,301.7	58.1%	132.9
Dec-25	190.1	372.4	1,410.9	42.5	164.4	528.6	20.1	2,729.0	3,967.9	6,696.9	40.8%	146.1
Jan-26	233.3	168.6	450.5	47.1	98.3	515.6	22.1	1,535.5	3,856.5	5,391.9	28.5%	137.4
Feb-26	52.0	234.3	397.3	38.3	149.1	483.1	17.8	1,371.8	3,264.0	4,635.9	29.6%	126.8
Mar-26												
Apr-26												
May-26												
Jun-26												
Totals	1,476.2	3,776.3	13,393.3	335.2	9,521.7	62,747.0	213.4	91,463.1	36,541.4	128,004.5	71.5%	171.5

MRF Line = plastic, aluminum, glass, paper, cardboard

MRF Floor = tires, carpet, mattresses, metal, C&D, e-waste

Green Waste = residential and commercial chip, slash, pine needles, wood from C&D, stumps

Food Waste = commercial & residential food waste

ADC = non-green material for beneficial reuse

Direct Export = biosolids, asphalt & other C&D from partner facilities

Recycle Center = material from Buyback Center

Jursdictional Allocation - Q4 2025

	SLT	EDC	DC
Oct	60.08%	16.01%	23.92%
Nov	60.11%	15.92%	23.97%
Dec	59.32%	13.82%	26.86%
	59.84%	15.25%	24.92%