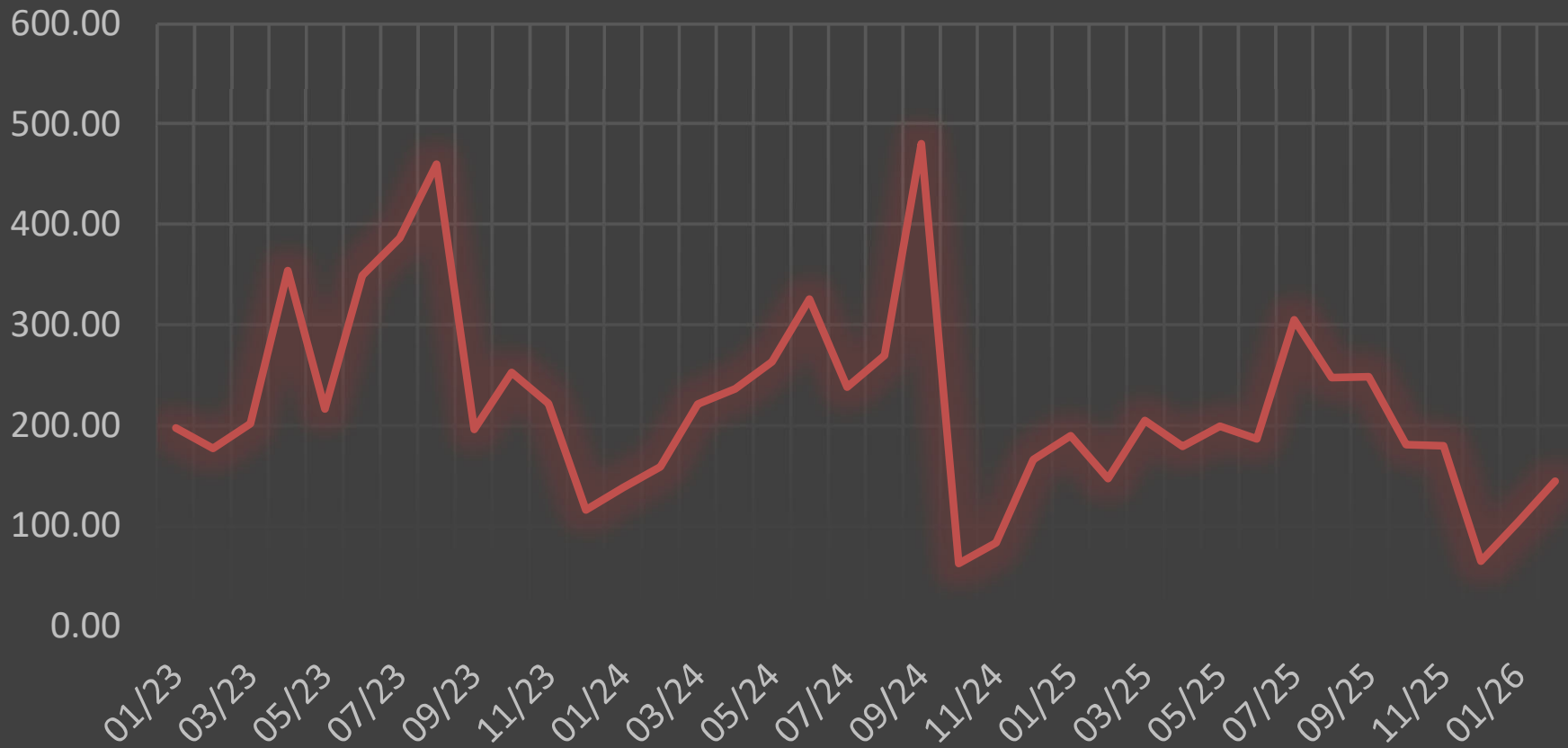
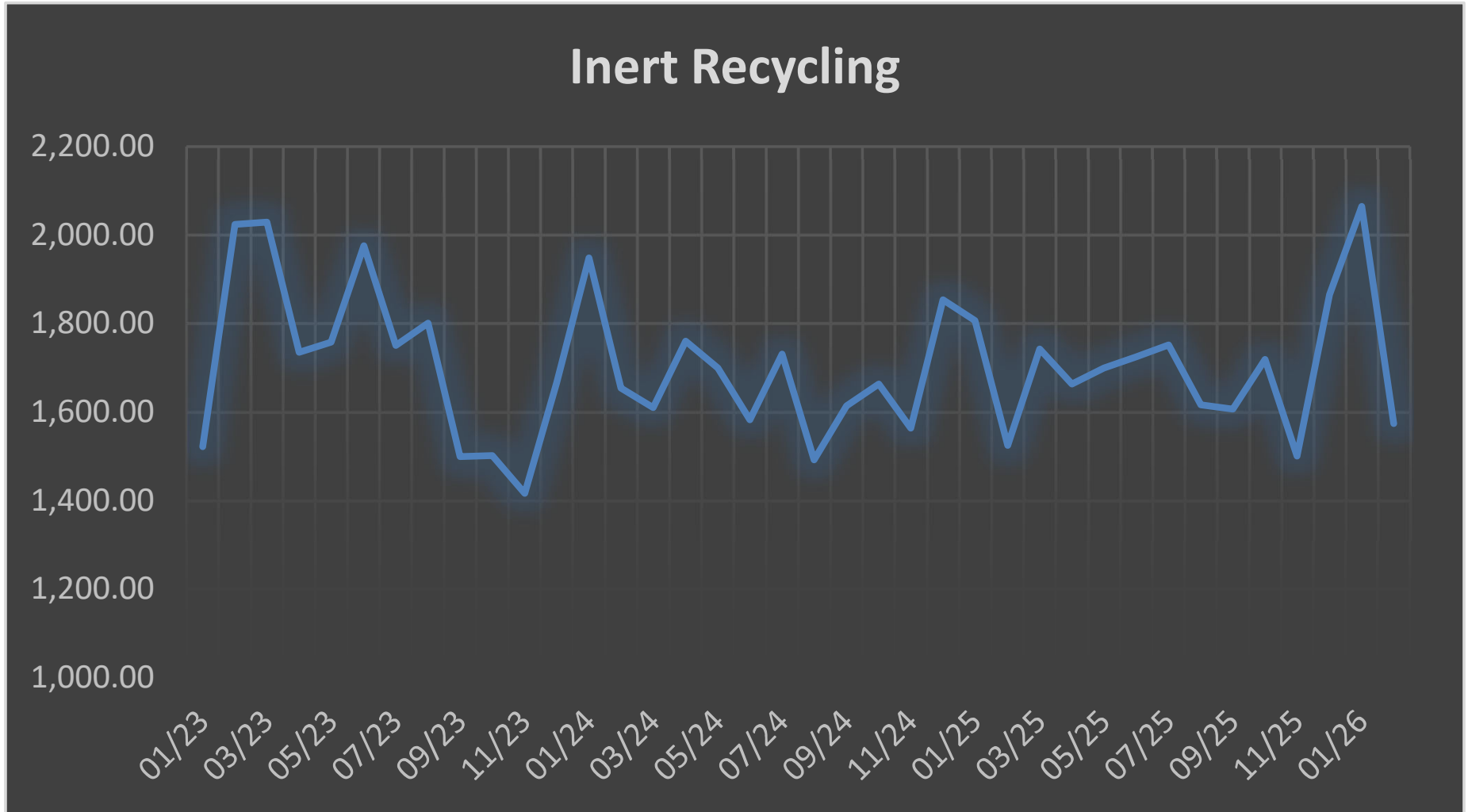


EDD WRTR

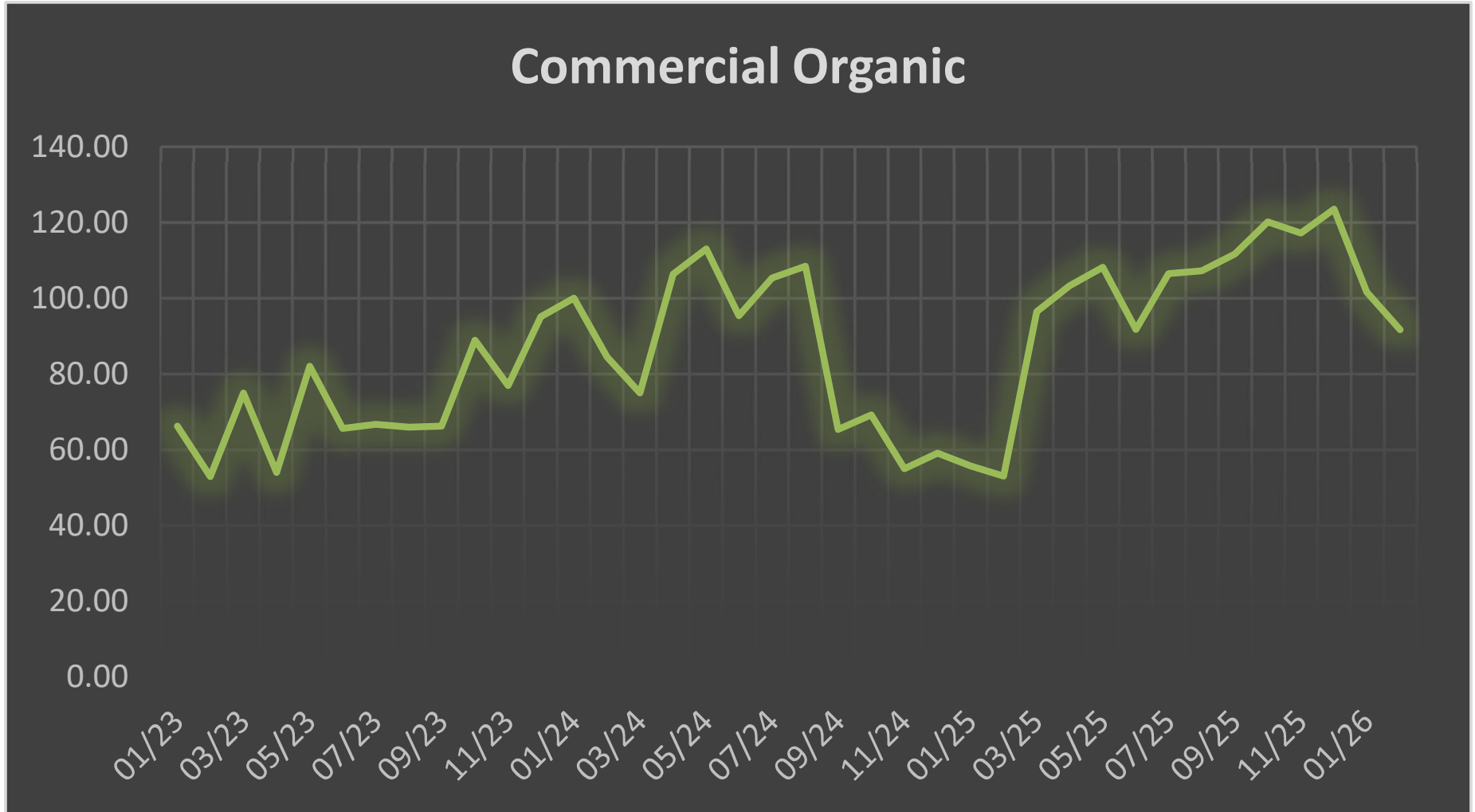
Month	C&D	GW	Commercial FW/GW	Residential FW/GW	Public FW/GW	Recycling	MSW	Σ Total	Σ Diverted	Σ Landfill	Diversion %
01/23	197.47	43.26	66.25	1,824.13	128.89	1,521.26	8,572.47	12,353.73	3,781.26	8,572.47	30.61%
02/23	177.11	37.40	52.96	1,381.92	287.57	2,024.51	7,344.55	11,306.02	3,961.47	7,344.55	35.04%
03/23	202.19	63.87	75.07	1,127.07	113.05	2,029.83	8,032.69	11,643.77	3,611.08	8,032.69	31.01%
04/23	354.28	18.68	54.09	1,787.27	149.58	1,735.28	7,722.25	11,821.43	4,099.18	7,722.25	34.68%
05/23	216.76	45.00	82.15	2,178.67	373.43	1,758.63	8,761.80	13,416.44	4,654.64	8,761.80	34.69%
08/23	349.83	36.16	65.71	1,830.94	328.29	1,975.93	8,555.54	13,142.40	4,586.86	8,555.54	34.90%
07/23	386.94	30.65	66.84	1,258.40	329.78	1,750.96	7,459.89	11,283.46	3,823.57	7,459.89	33.89%
08/23	460.63	16.60	66.06	1,375.11	280.56	1,800.91	8,308.88	12,308.75	3,999.87	8,308.88	32.50%
09/23	196.18	7.74	66.28	1,394.46	191.57	1,500.08	7,560.29	10,916.60	3,356.31	7,560.29	30.75%
10/23	253.06	19.65	89.04	1,363.77	354.32	1,501.93	7,684.68	11,266.45	3,581.77	7,684.68	31.79%
11/23	222.17	60.36	77.01	1,770.07	309.64	1,416.19	7,864.45	11,719.89	3,855.44	7,864.45	32.90%
12/23	115.93	63.75	95.21	1,919.02	215.00	1,666.56	7,425.83	11,501.30	4,075.47	7,425.83	35.43%
01/24	138.39	48.07	100.13	1,662.77	53.12	1,948.37	8,552.13	12,502.98	3,950.85	8,552.13	31.60%
02/24	158.57	7.23	84.59	1,643.90	266.80	1,654.61	7,786.08	11,601.78	3,815.70	7,786.08	32.89%
03/24	221.56	50.55	75.07	1,127.07	113.05	1,609.74	7,638.06	10,835.10	3,197.04	7,638.06	29.51%
04/24	236.71	20.22	106.32	1,809.87	227.92	1,760.27	8,422.66	12,583.97	4,161.31	8,422.66	33.07%
05/24	263.41	82.05	113.07	1,777.96	639.91	1,699.18	8,584.31	13,159.89	4,575.58	8,584.31	34.77%
06/24	325.80	35.08	95.41	1,378.69	436.11	1,583.21	7,522.66	11,376.96	3,854.30	7,522.66	33.88%
07/24	238.37	20.90	105.35	1,250.19	189.18	1,731.20	8,025.82	11,561.01	3,535.19	8,025.82	30.58%
08/24	269.56	42.00	108.52	1,525.39	123.67	1,492.36	7,853.78	11,415.28	3,561.50	7,853.78	31.20%
09/24	480.97	50.17	65.48	1,525.99	80.93	1,614.66	7,558.17	11,376.37	3,818.20	7,558.17	33.56%
10/24	62.42	0.00	69.24	1,391.46	311.09	1,663.31	8,042.34	11,539.86	3,497.52	8,042.34	30.31%
11/24	83.11	0.00	55.09	1,768.97	187.82	1,563.55	7,644.27	11,302.81	3,658.54	7,644.27	32.37%
12/24	166.04	0.00	59.16	2,177.14	608.64	1,853.65	7,911.37	12,776.00	4,864.63	7,911.37	38.08%
01/25	189.75	0.00	55.87	2,274.11	248.23	1,806.78	8,842.82	13,417.56	4,574.74	8,842.82	34.10%
02/25	147.48	0.00	53.06	1,491.23	70.08	1,525.06	7,317.03	10,603.94	3,286.91	7,317.03	31.00%
03/25	205.31	0.00	96.51	1,529.15	324.23	1,742.63	7,927.84	11,825.67	3,897.83	7,927.84	32.96%
04/25	179.37	0.00	103.29	1,668.52	639.23	1,663.64	8,128.80	12,382.85	4,254.05	8,128.80	34.35%
05/25	199.38	0.00	108.24	1,499.51	766.80	1,698.91	8,379.27	12,652.11	4,272.84	8,379.27	33.77%
06/25	186.57	0.00	91.89	1,683.17	182.20	1,724.56	7,756.47	11,624.86	3,868.39	7,756.47	33.28%
07/25	305.71	0.00	106.55	1,628.56	157.93	1,751.87	8,277.55	12,228.17	3,950.62	8,277.55	32.31%
08/25	247.91	0.00	107.30	1,450.15	71.85	1,616.65	7,612.26	11,106.12	3,493.86	7,612.26	31.46%
09/25	248.79	0.00	111.66	1,653.81	263.21	1,606.87	7,642.40	11,526.74	3,884.34	7,642.40	33.70%
10/25	180.74	0.00	120.15	1,948.55	136.45	1,719.74	8,261.75	12,367.38	4,105.63	8,261.75	33.20%
11/25	180.04	0.00	117.25	2,134.22	115.98	1,500.29	7,149.77	11,197.55	4,047.78	7,149.77	36.15%
12/25	64.86	0.00	123.56	2,481.72	111.95	1,865.39	7,811.84	12,459.32	4,647.48	7,811.84	37.30%
01/26	103.78	0.00	101.71	2,333.36	212.48	2,064.91	8,920.03	13,736.27	4,816.24	8,920.03	35.06%
02/26	144.46	0.00	91.70	1,443.36	167.68	1,574.66	6,963.48	10,385.34	3,421.86	6,963.48	32.95%

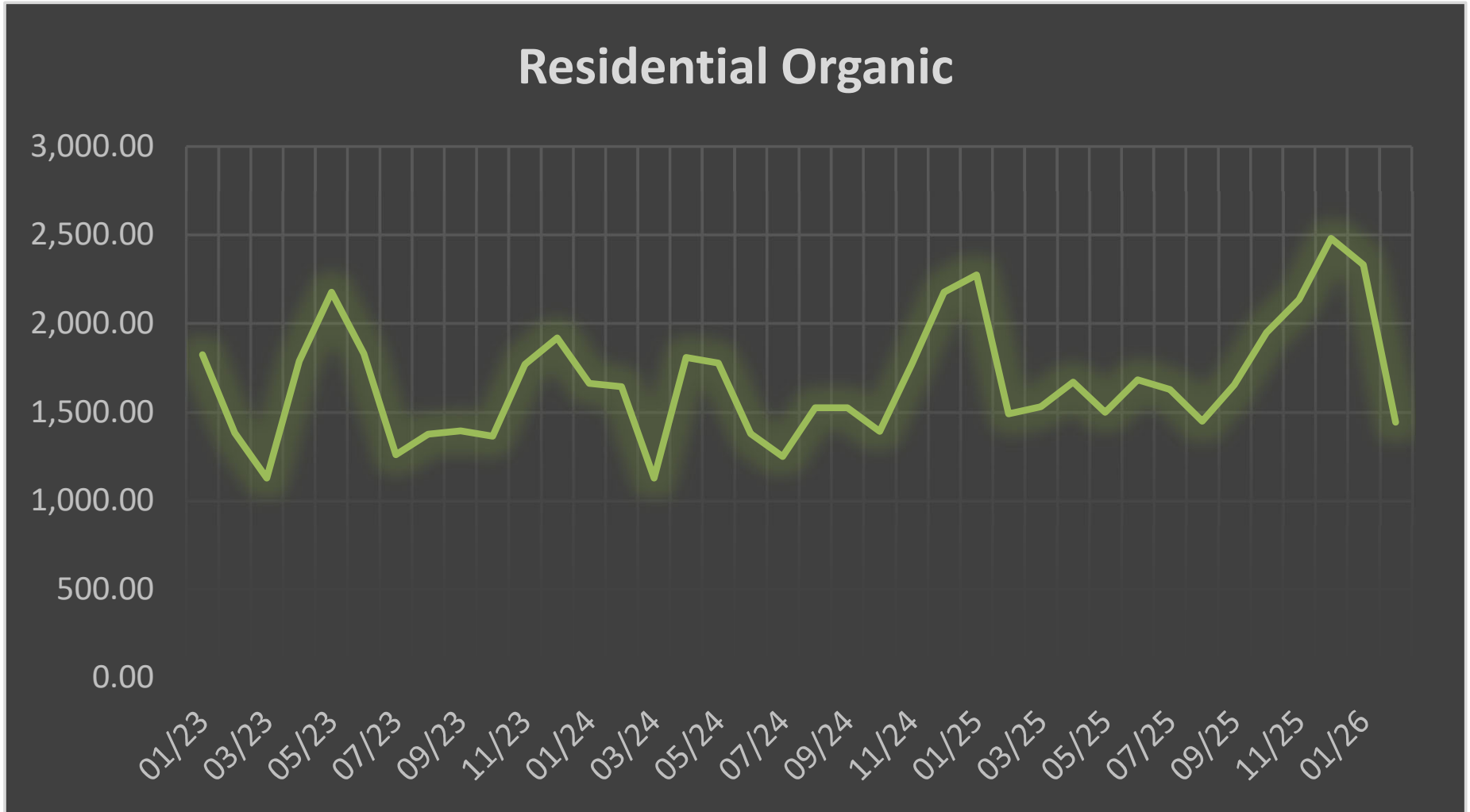
Construction & Demolition Debris (C&D)

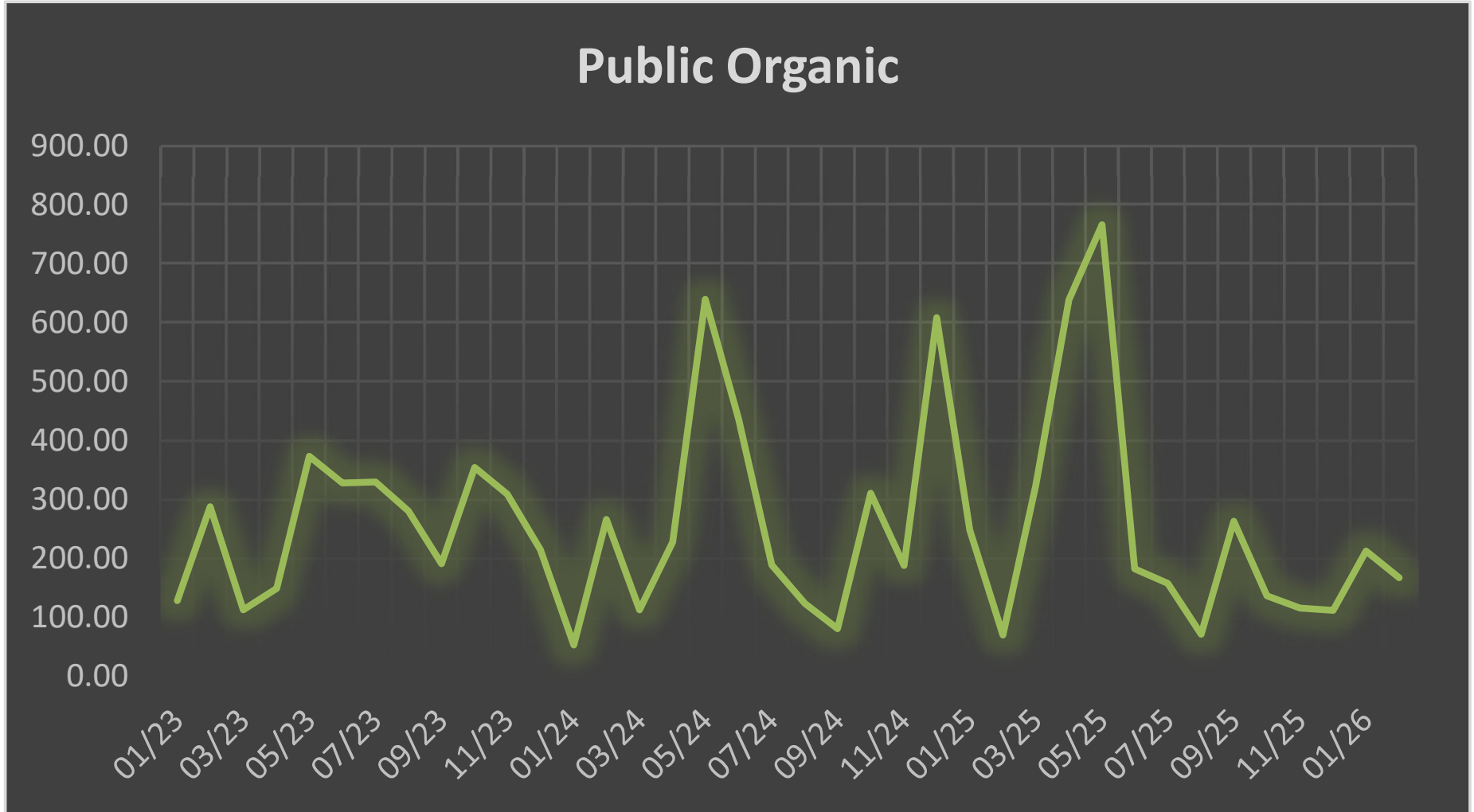


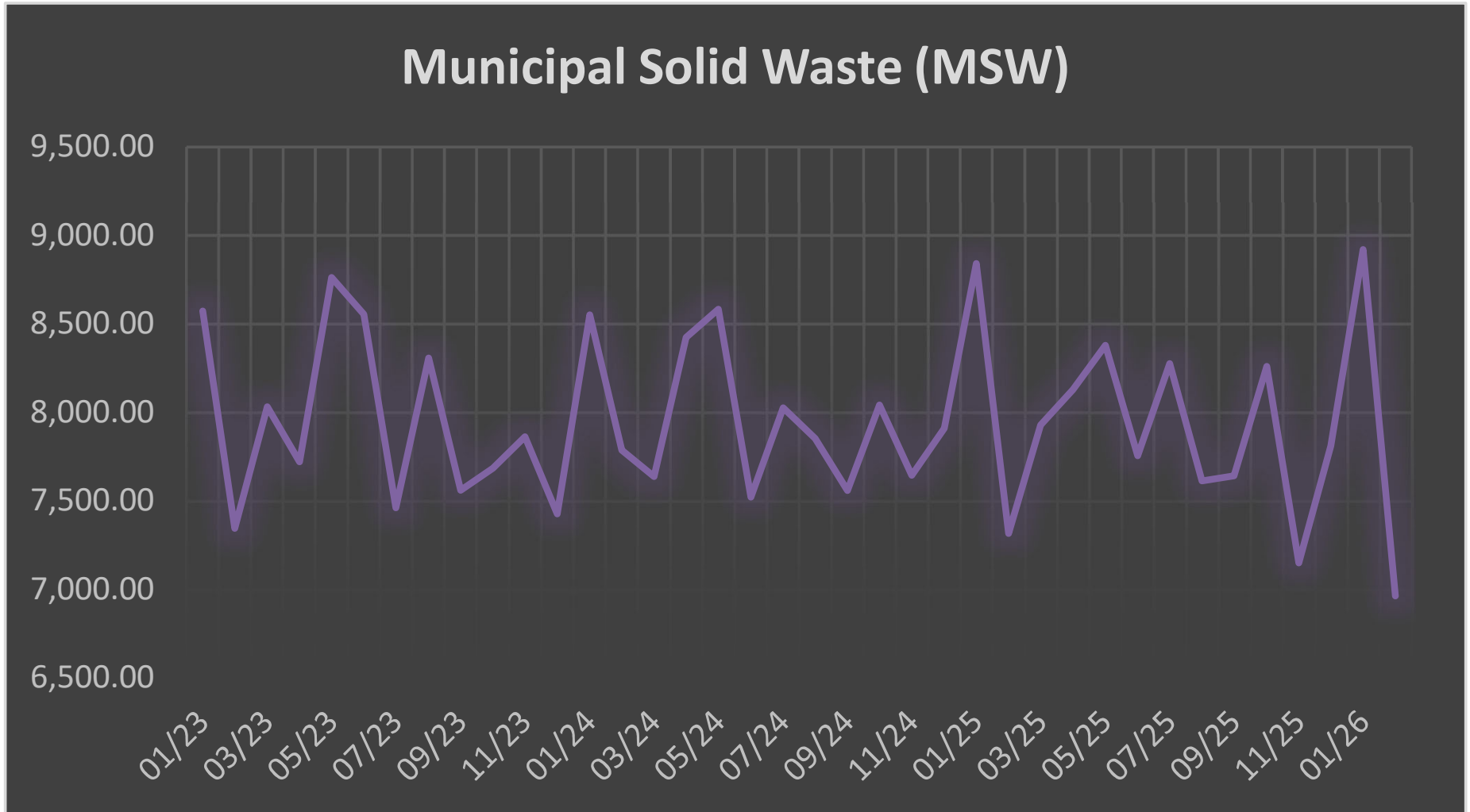


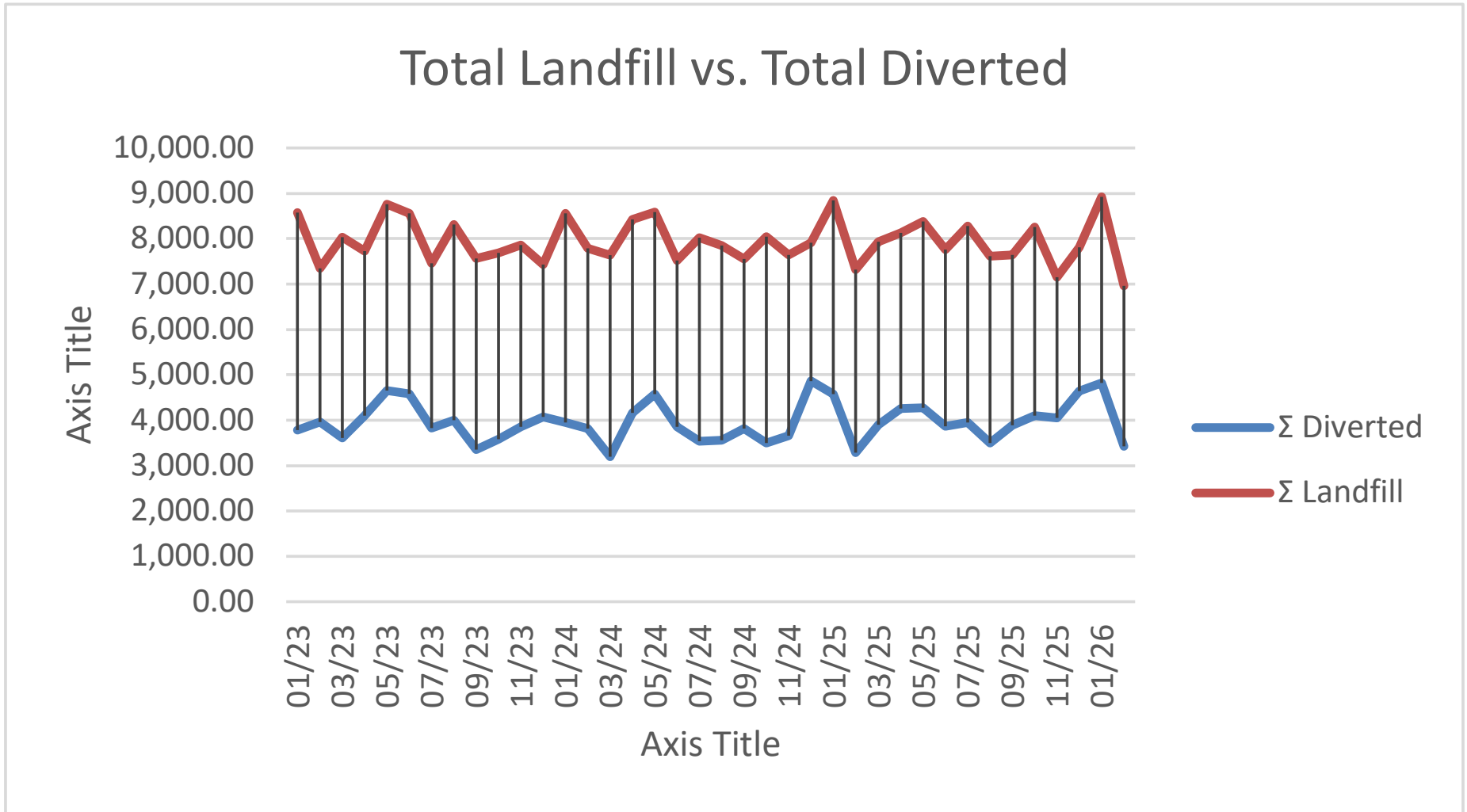












DIVERSION %

